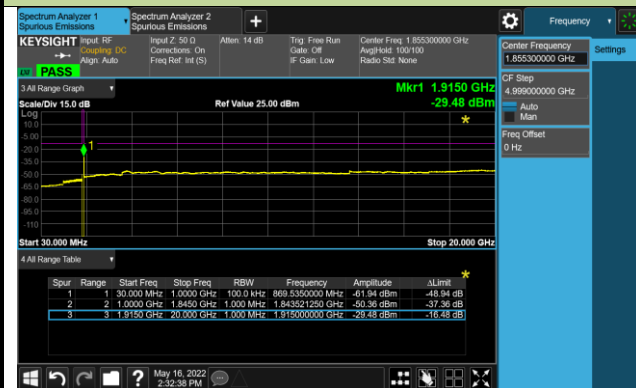
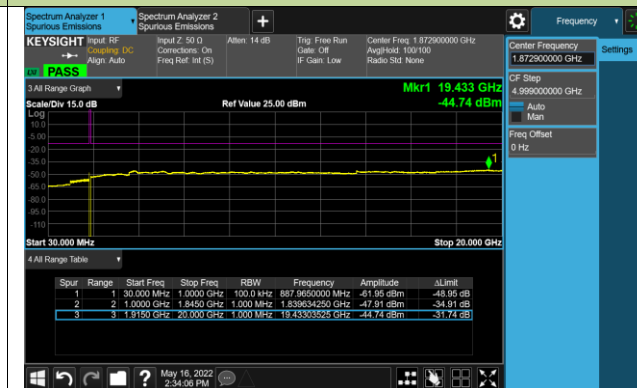


10+15MHz Channel Bandwidth

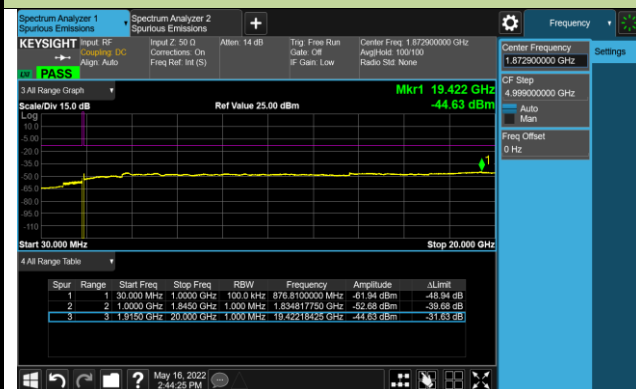
Lowest Channel



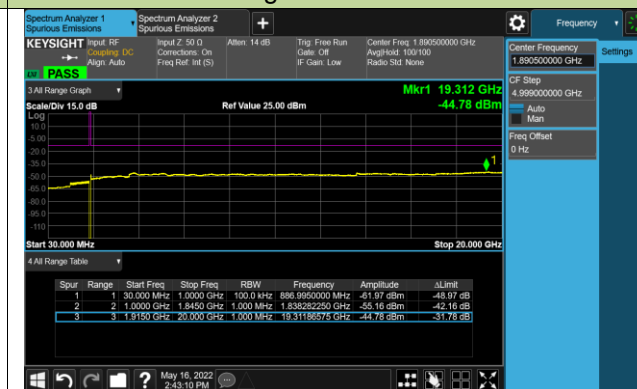
Middle Channel/1RB@0 and 1RB@74



Middle Channel/1RB@49 and 1RB@0

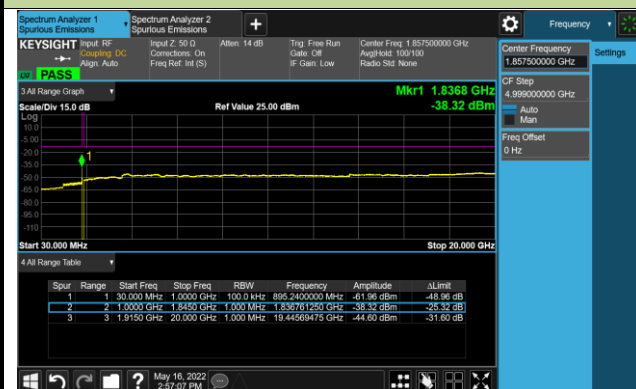


Highest Channel

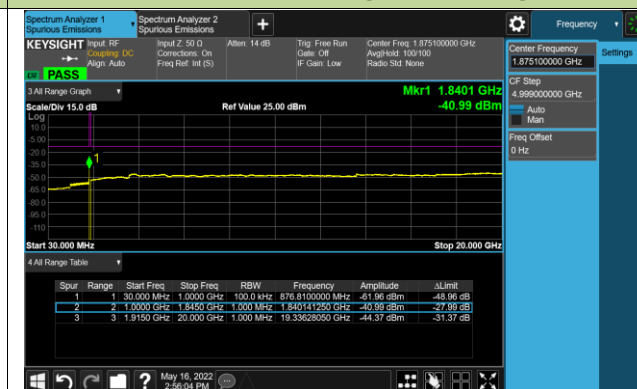


15+10MHz Channel Bandwidth

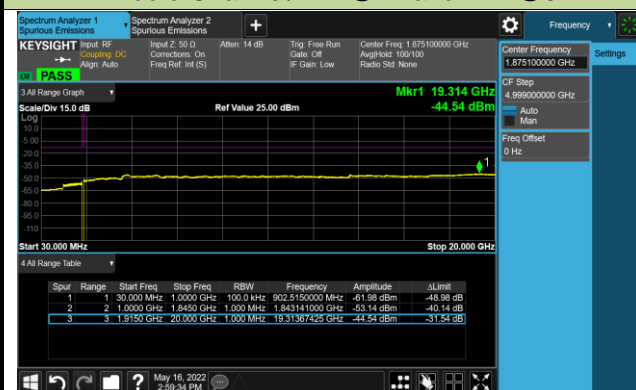
Lowest Channel



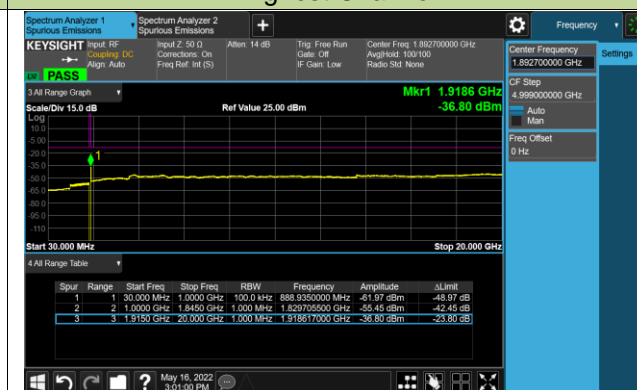
Middle Channel/1RB@0 and 1RB@49



Middle Channel/1RB@74 and 1RB@0

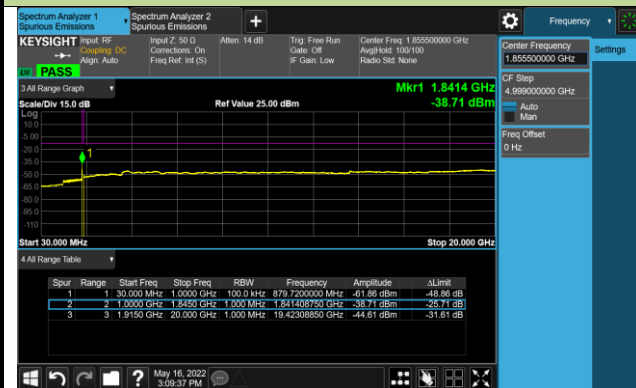


Highest Channel

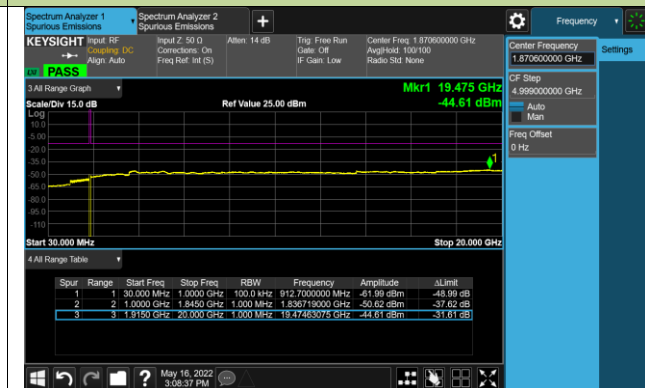


10+20MHz Channel Bandwidth

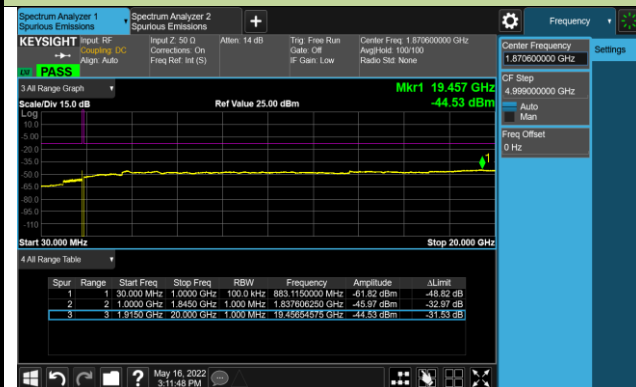
Lowest Channel



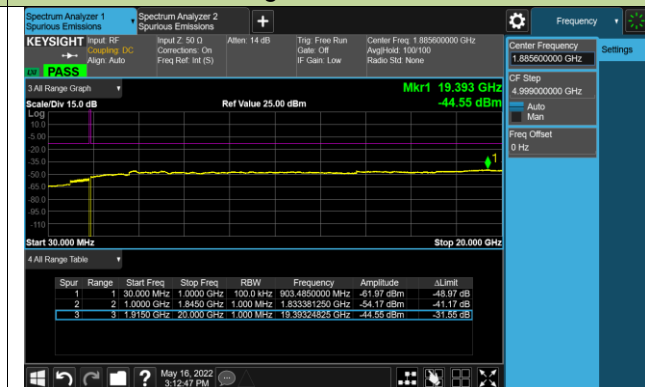
Middle Channel/1RB@0 and 1RB@99



Middle Channel/1RB@49 and 1RB@0

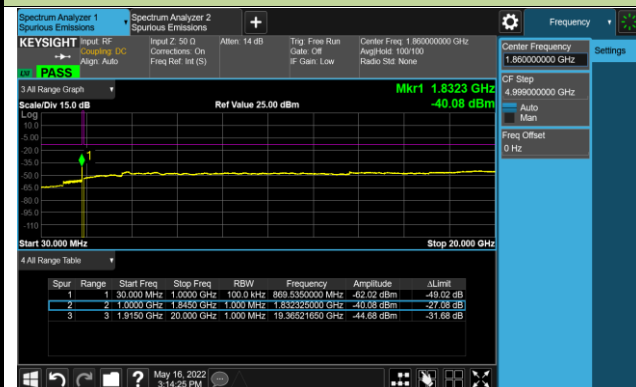


Highest Channel

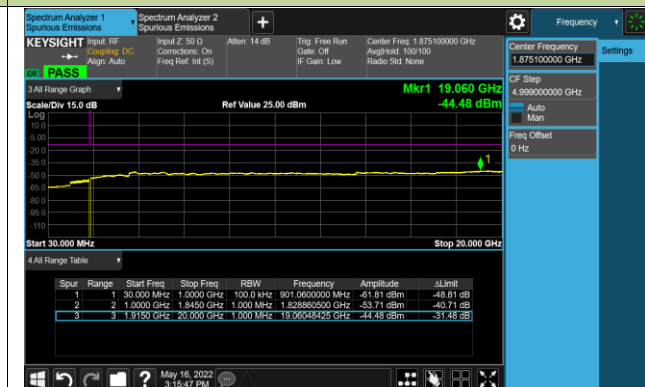


20+10MHz Channel Bandwidth

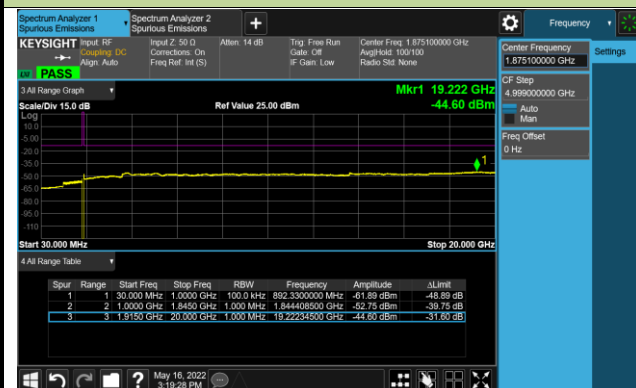
Lowest Channel



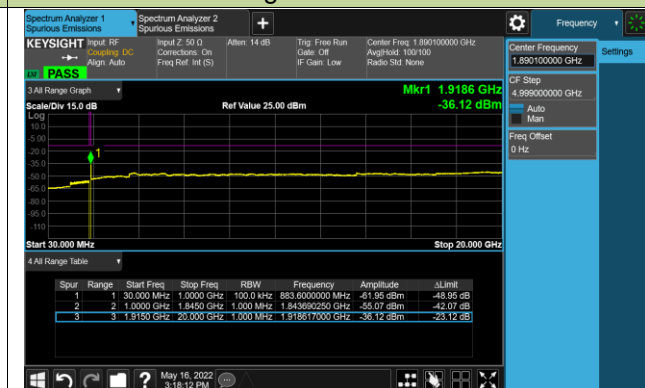
Middle Channel/1RB@0 and 1RB@49



Middle Channel/1RB@99 and 1RB@0

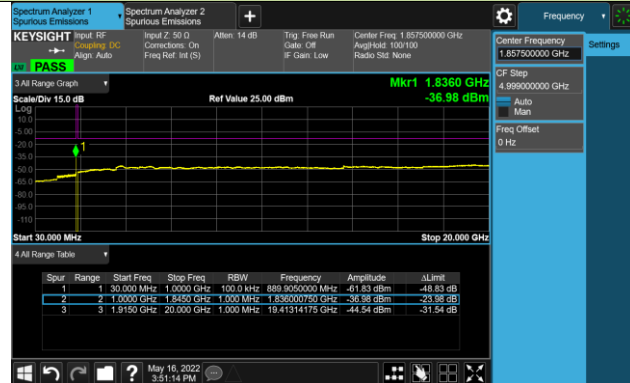


Highest Channel

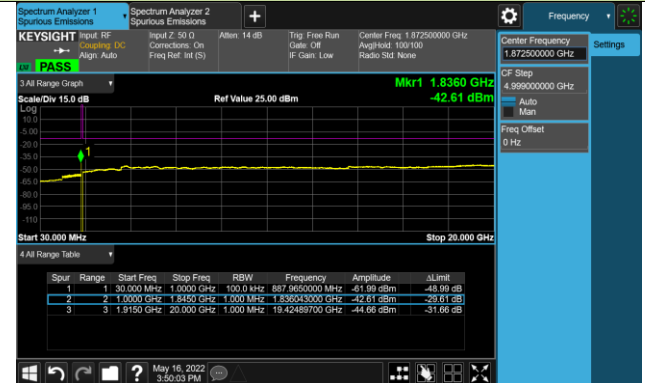


15+15MHz Channel Bandwidth

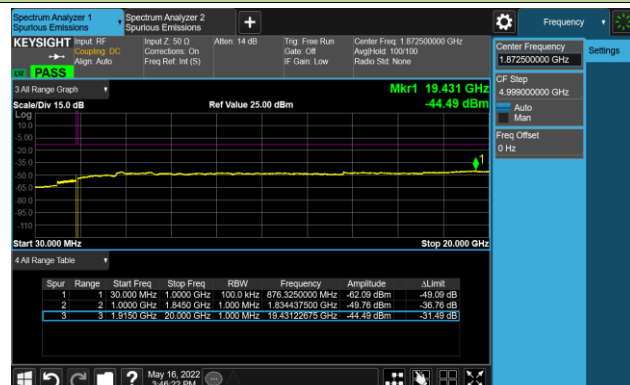
Lowest Channel



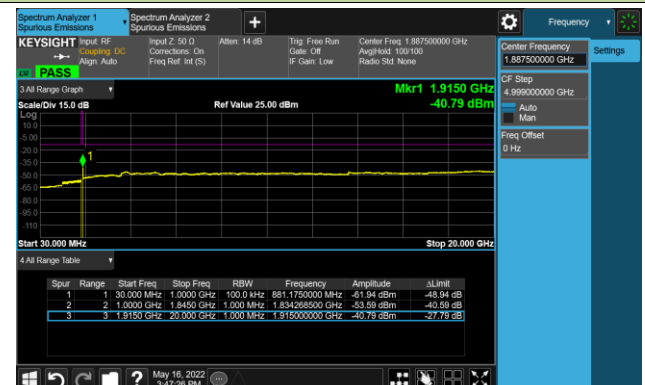
Middle Channel/1RB@0 and 1RB@74



Middle Channel/1RB@74 and 1RB@0

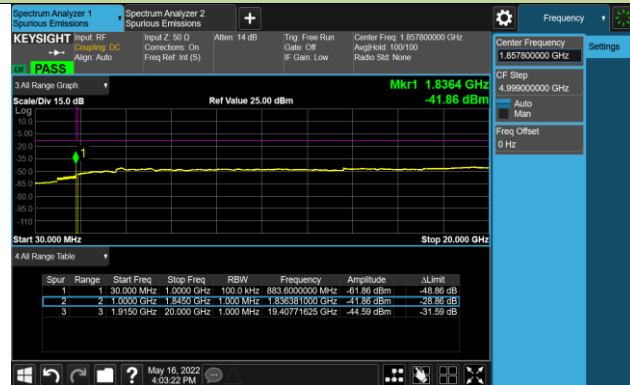


Highest Channel

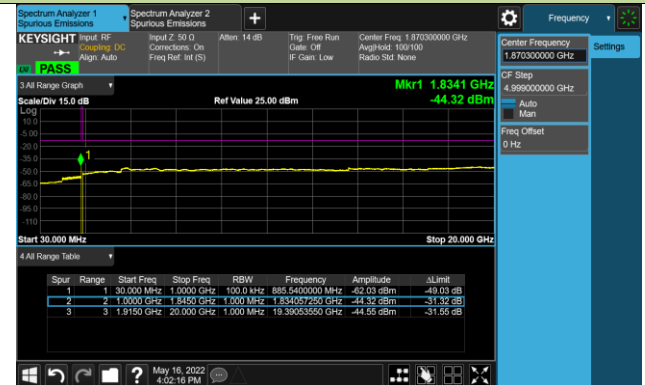


15+20MHz Channel Bandwidth

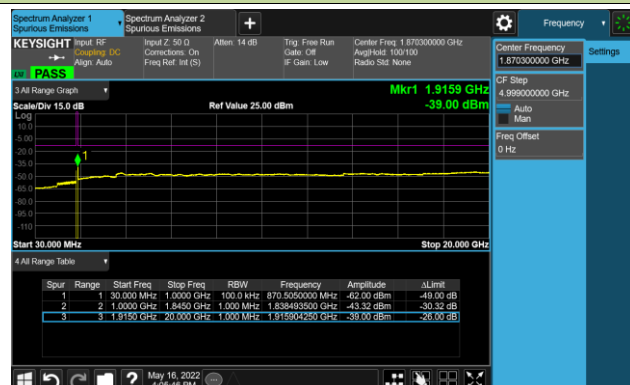
Lowest Channel



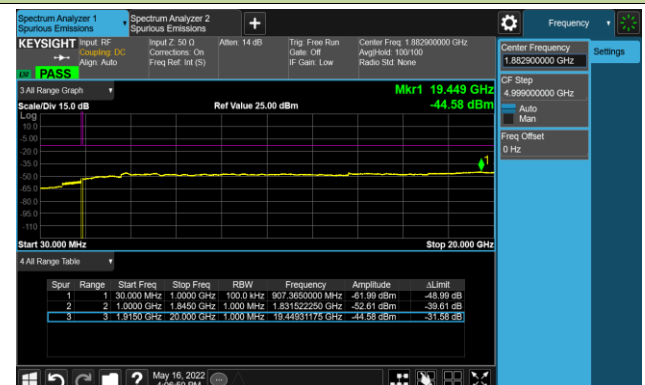
Middle Channel/1RB@0 and 1RB@99



Middle Channel/1RB@74 and 1RB@0

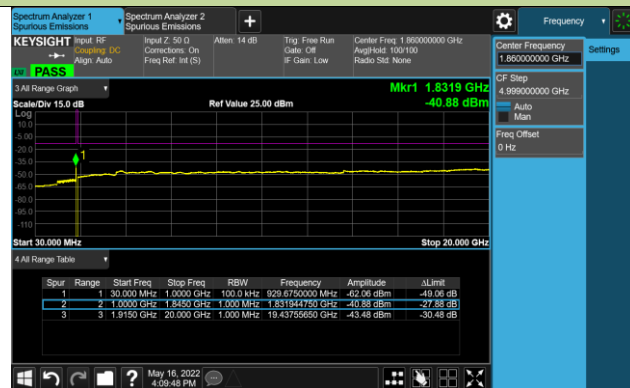


Highest Channel

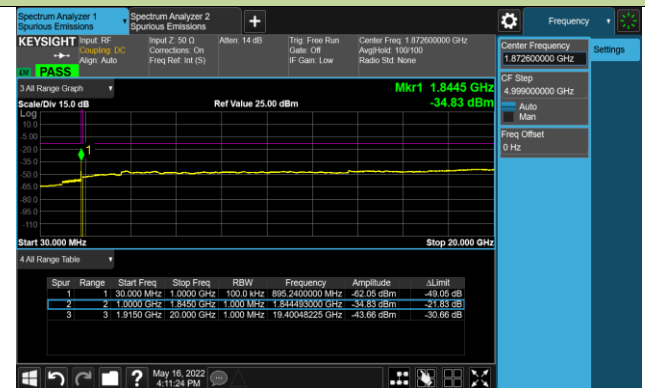


20+15MHz Channel Bandwidth

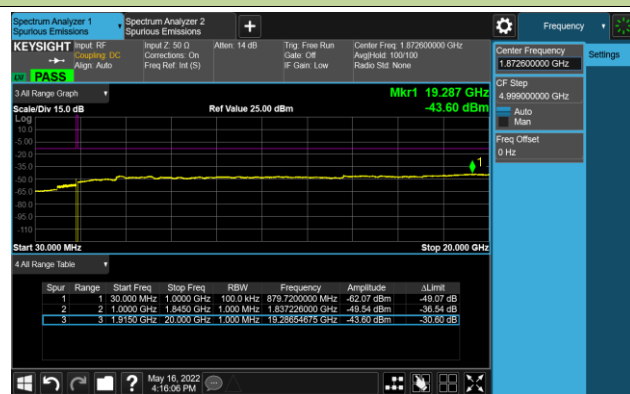
Lowest Channel



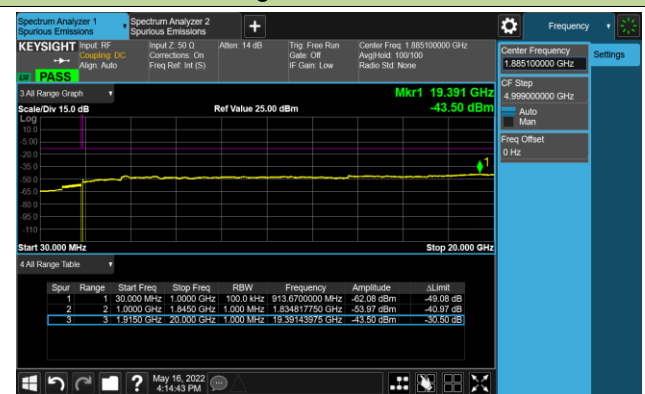
Middle Channel/1RB@0 and 1RB@74



Middle Channel/1RB@99 and 1RB@0

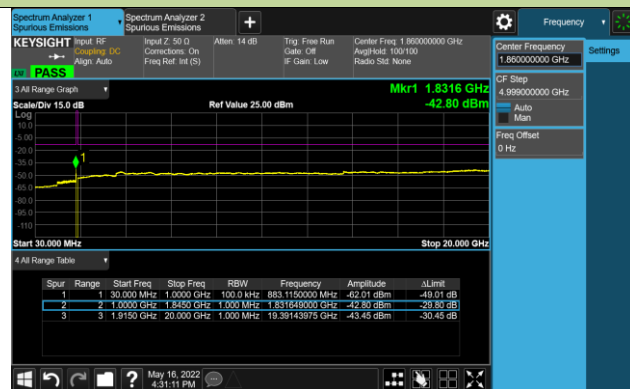


Highest Channel

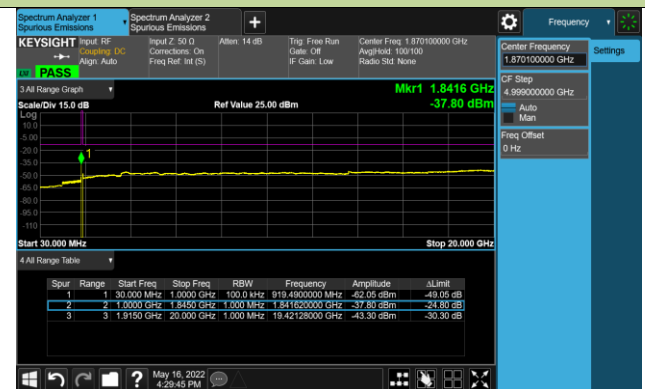


20+20MHz Channel Bandwidth

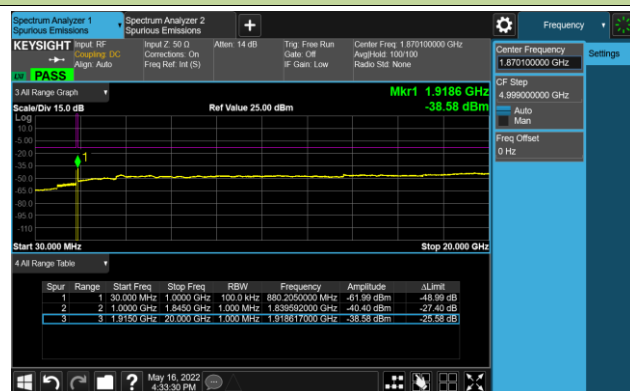
Lowest Channel



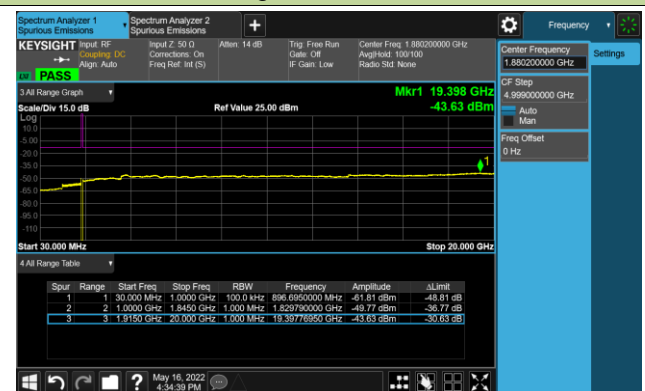
Middle Channel/1RB@0 and 1RB@99



Middle Channel/1RB@99 and 1RB@0



Highest Channel

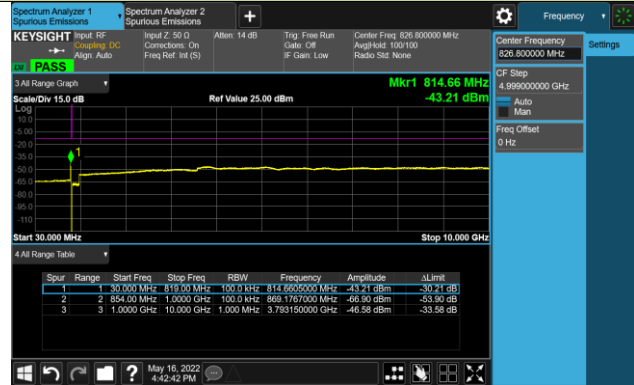


Test Site	SIP-SR1	Test Engineer	Allen Zou
Test Date	2022/05/16	Test Band	Intra-Band CA_5B, 1RB, QPSK

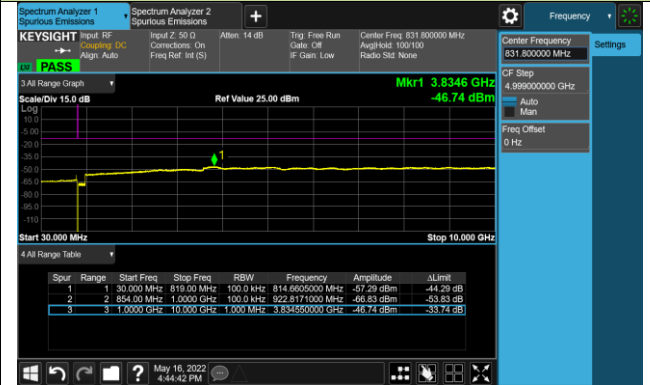
Frequency (MHz)		Channel Bandwidth (MHz)	Frequency Range (MHz)	Max Spurious Emissions (dBm)	Limit (dBm)	Result
PCC	SCC					
826.8	834.0	5+10	30 ~ 10000	-43.21	≤ -13.00	Pass
831.8	839.0	5+10	30 ~ 10000	-41.97	≤ -13.00	Pass
836.8	844.0	5+10	30 ~ 10000	-46.37	≤ -13.00	Pass
829.0	836.2	10+5	30 ~ 10000	-31.38	≤ -13.00	Pass
834.0	841.2	10+5	30 ~ 10000	-30.17	≤ -13.00	Pass
839.0	846.2	10+5	30 ~ 10000	-42.76	≤ -13.00	Pass
829.0	838.9	10+10	30 ~ 10000	-31.49	≤ -13.00	Pass
831.6	841.5	10+10	30 ~ 10000	-42.49	≤ -13.00	Pass
834.1	844.0	10+10	30 ~ 10000	-42.66	≤ -13.00	Pass

5+10MHz Channel Bandwidth

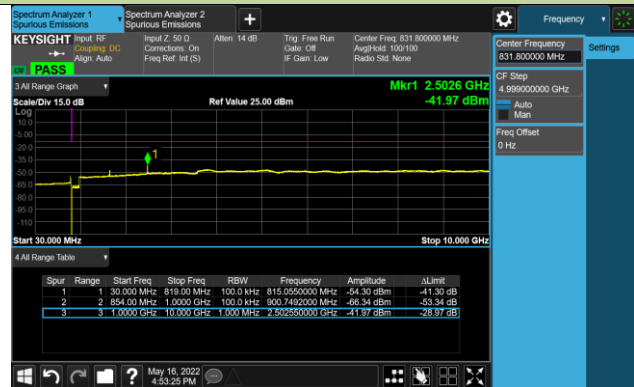
Lowest Channel



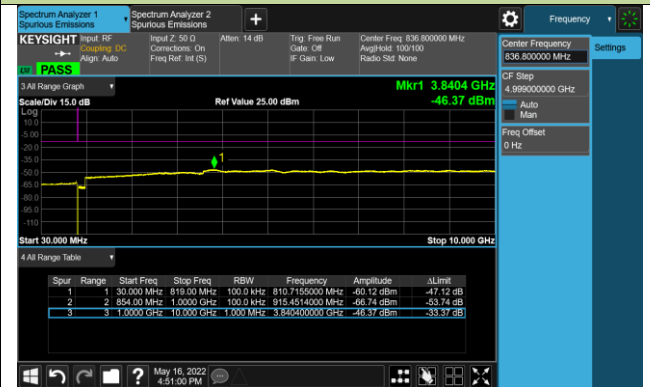
Middle Channel/1RB@0 and 1RB@49



Middle Channel/1RB@24 and 1RB@0

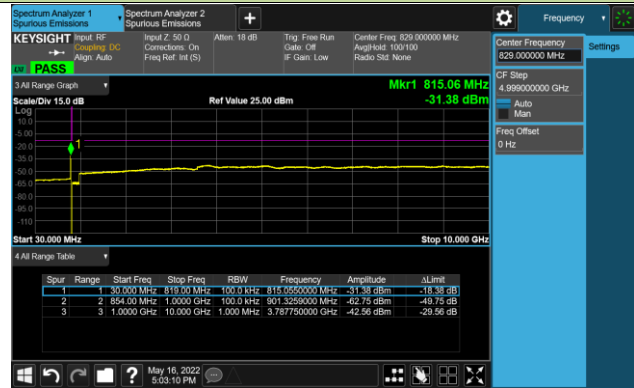


Highest Channel

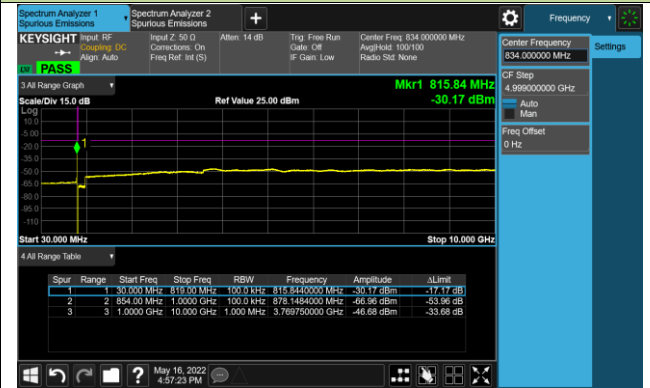


10+5MHz Channel Bandwidth

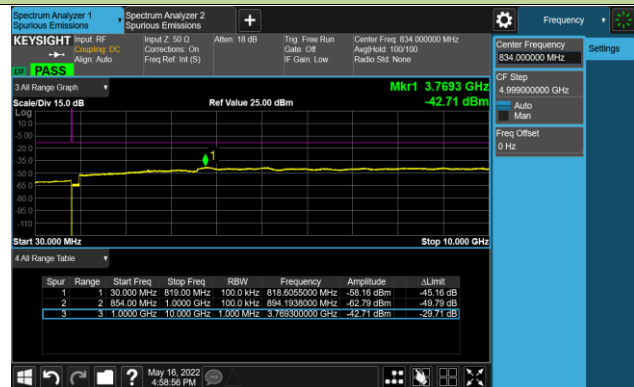
Lowest Channel



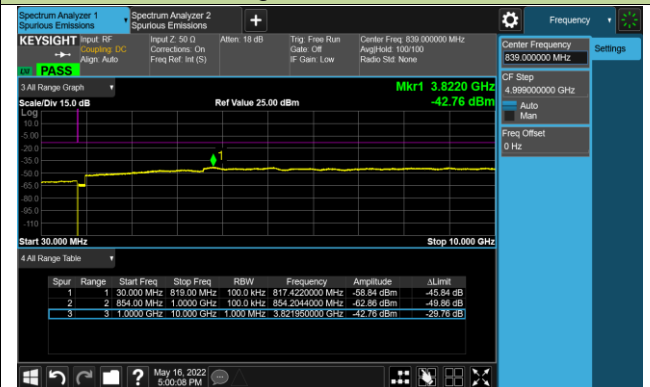
Middle Channel/1RB@0 and 1RB@24



Middle Channel/ 1RB@49 and 1RB@0

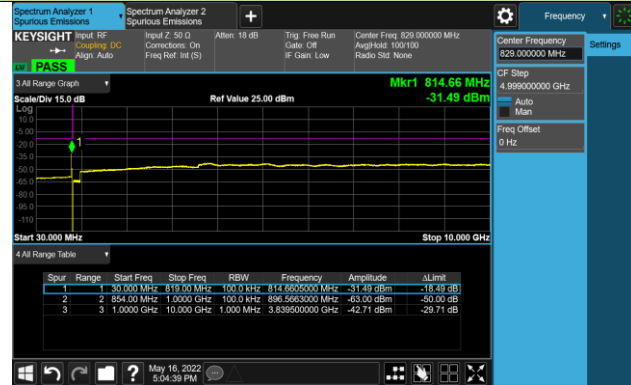


Highest Channel

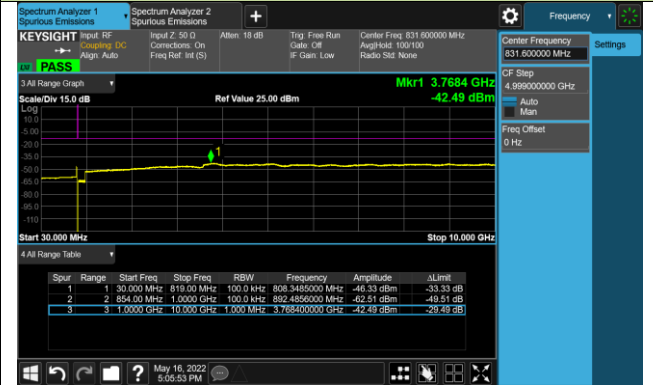


10+10MHz Channel Bandwidth

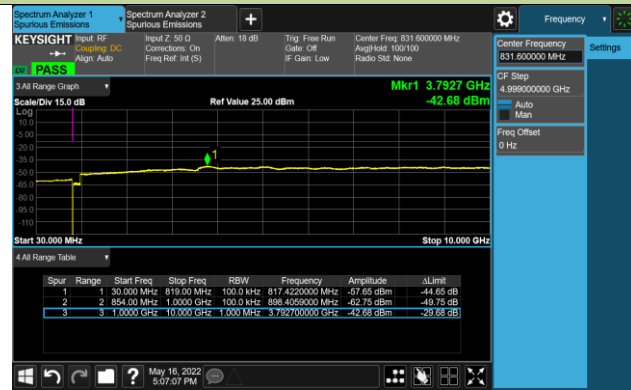
Lowest Channel



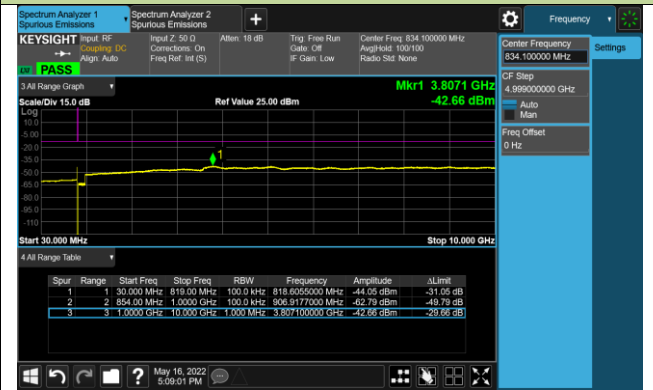
Middle Channel/1RB@0 and 1RB@49



Middle Channel/1RB@99 and 1RB@0



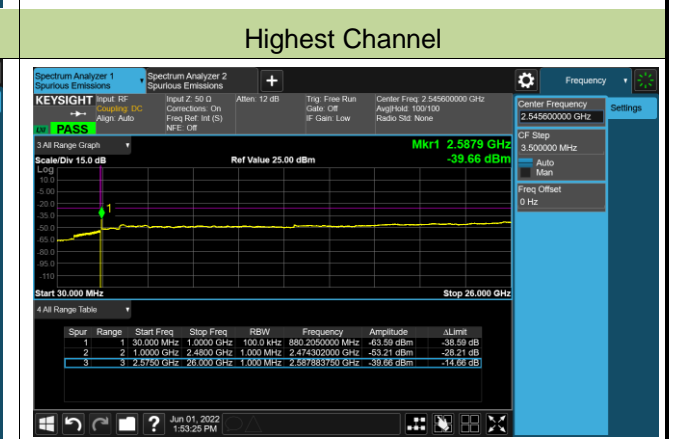
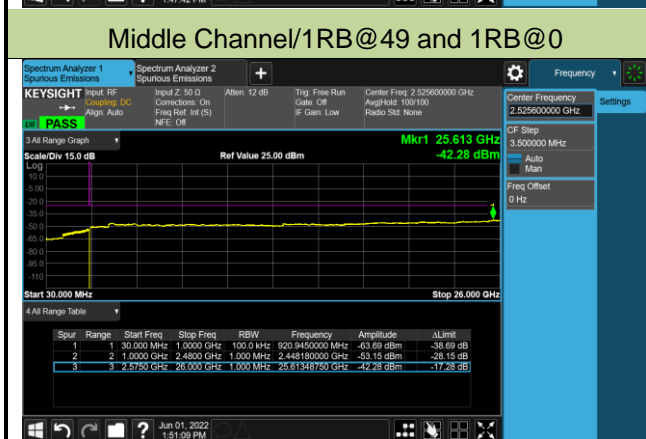
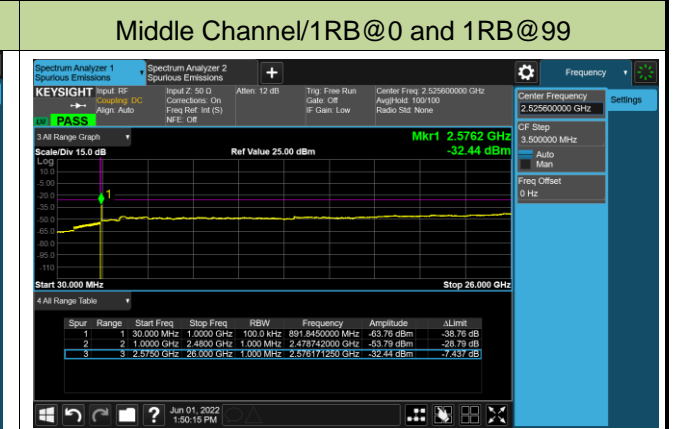
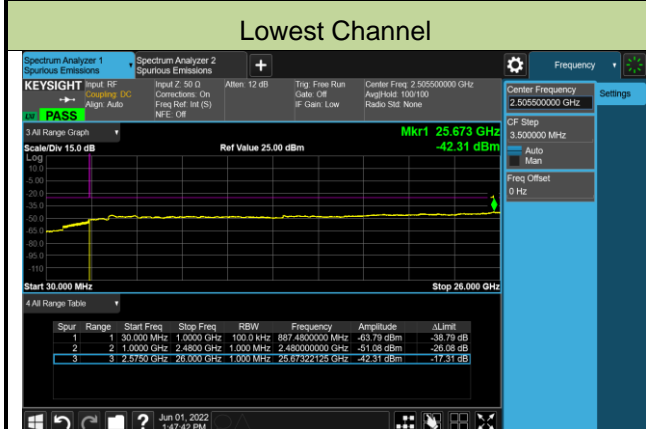
Highest Channel



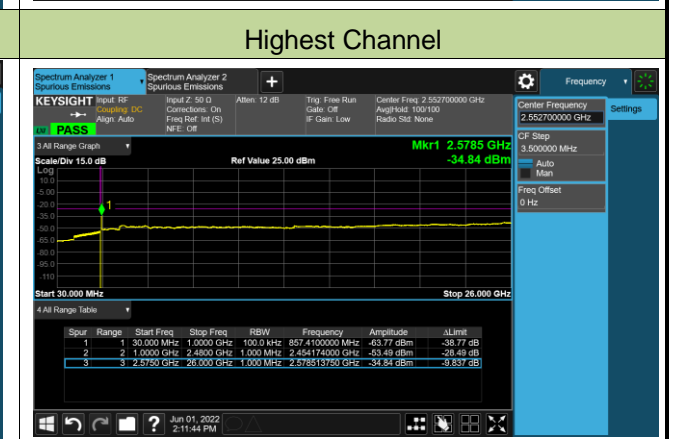
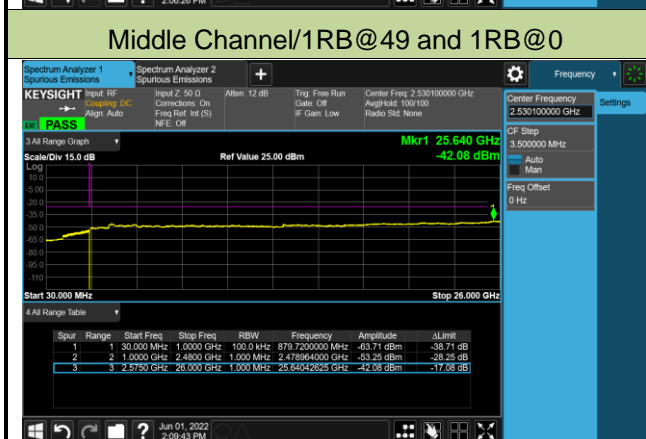
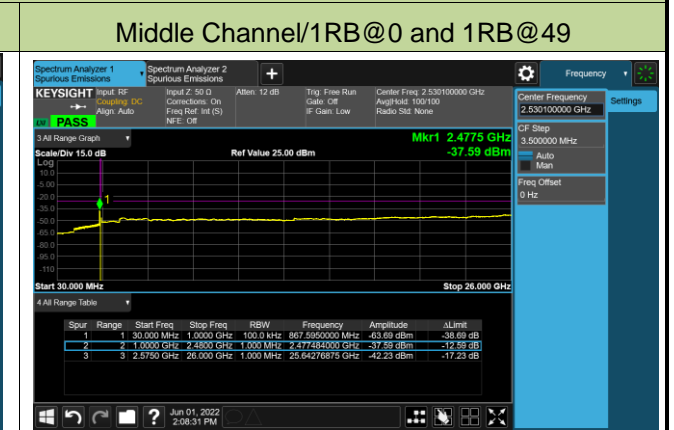
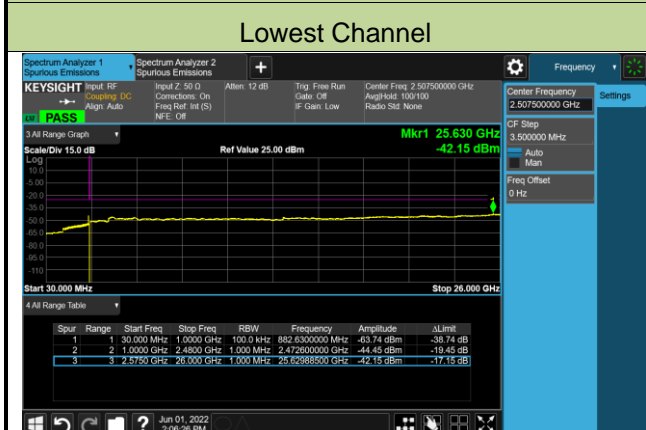
Test Site	SIP-SR1	Test Engineer	Allen Zou
Test Date	2022/06/01	Test Band	Intra-Band CA_7C, 1RB, QPSK

Frequency (MHz)		Channel Bandwidth (MHz)	Frequency Range (MHz)	Max Spurious Emissions (dBm)	Limit (dBm)	Result
PCC	SCC					
2505.5	2519.9	10+20	30 ~ 26000	-42.31	≤ -25.00	Pass
2525.6	2540.0	10+20	30 ~ 26000	-32.44	≤ -25.00	Pass
2545.6	2560.0	10+20	30 ~ 26000	-39.66	≤ -25.00	Pass
2507.5	2519.5	15+10	30 ~ 26000	-42.15	≤ -25.00	Pass
2530.1	2542.1	15+10	30 ~ 26000	-37.59	≤ -25.00	Pass
2552.7	2564.7	15+10	30 ~ 26000	-34.84	≤ -25.00	Pass
2507.5	2522.5	15+15	30 ~ 26000	-42.20	≤ -25.00	Pass
2527.5	2542.5	15+15	30 ~ 26000	-33.05	≤ -25.00	Pass
2547.5	2562.5	15+15	30 ~ 26000	-37.41	≤ -25.00	Pass
2507.8	2524.9	15+20	30 ~ 26000	-42.07	≤ -25.00	Pass
2525.3	2542.4	15+20	30 ~ 26000	-34.94	≤ -25.00	Pass
2542.9	2560.0	15+20	30 ~ 26000	-39.11	≤ -25.00	Pass
2510.0	2524.4	20+10	30 ~ 26000	-42.35	≤ -25.00	Pass
2530.1	2544.5	20+10	30 ~ 26000	-32.25	≤ -25.00	Pass
2550.1	2564.5	20+10	30 ~ 26000	-35.51	≤ -25.00	Pass
2510.0	2527.1	20+15	30 ~ 26000	-42.22	≤ -25.00	Pass
2527.6	2544.7	20+15	30 ~ 26000	-35.20	≤ -25.00	Pass
2545.1	2562.2	20+15	30 ~ 26000	-37.94	≤ -25.00	Pass
2510.0	2529.8	20+20	30 ~ 26000	-42.46	≤ -25.00	Pass
2525.1	2544.9	20+20	30 ~ 26000	-29.76	≤ -25.00	Pass
2540.2	2560.0	20+20	30 ~ 26000	-39.61	≤ -25.00	Pass

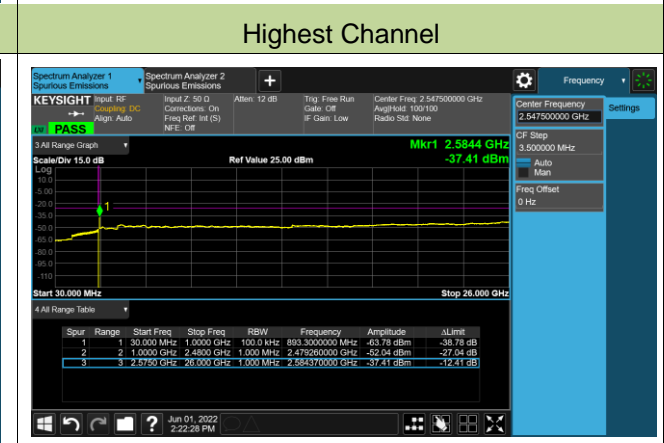
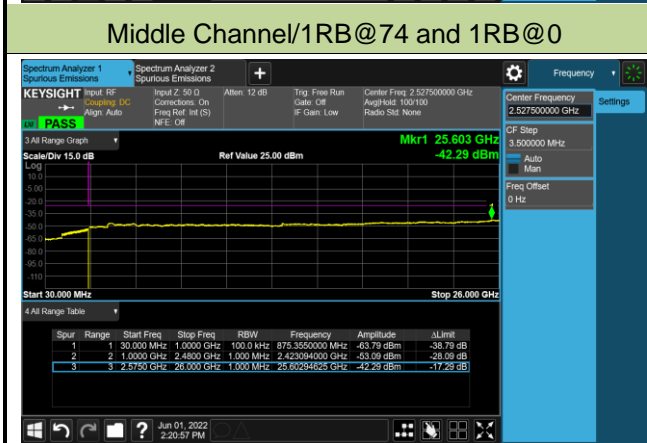
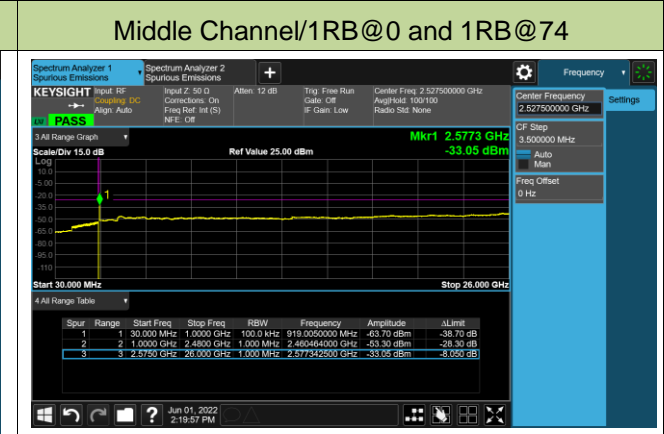
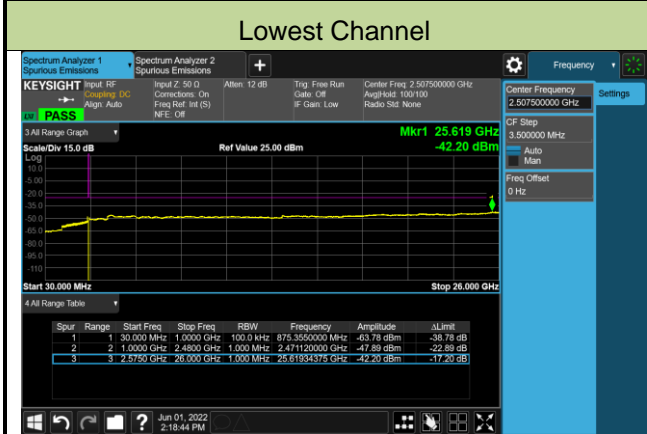
10+20MHz Channel Bandwidth



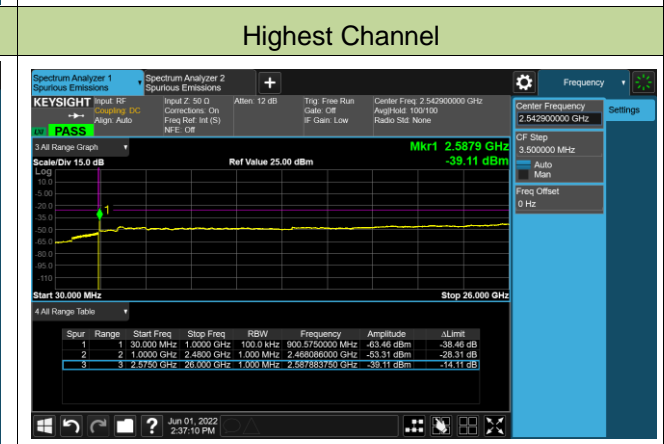
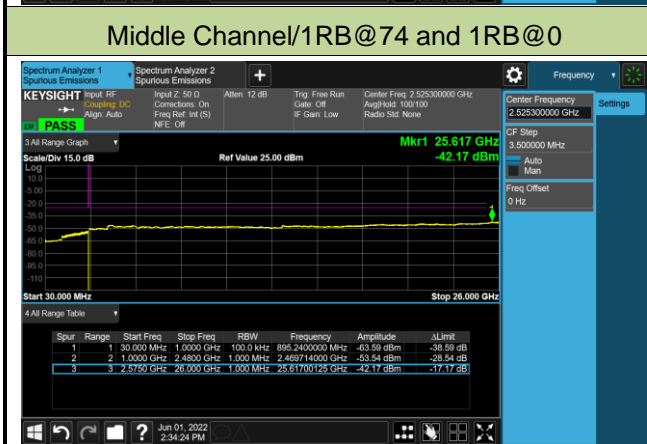
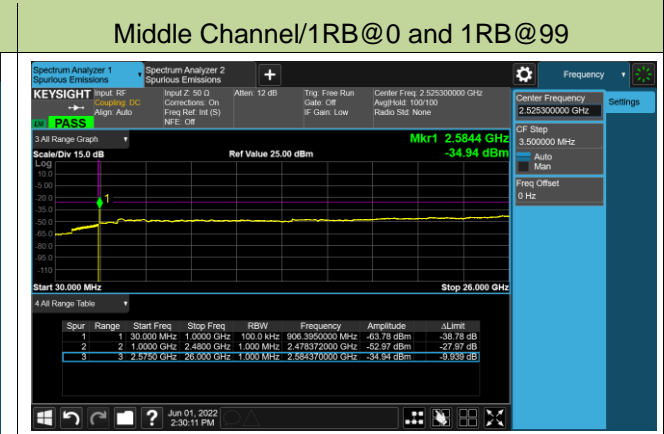
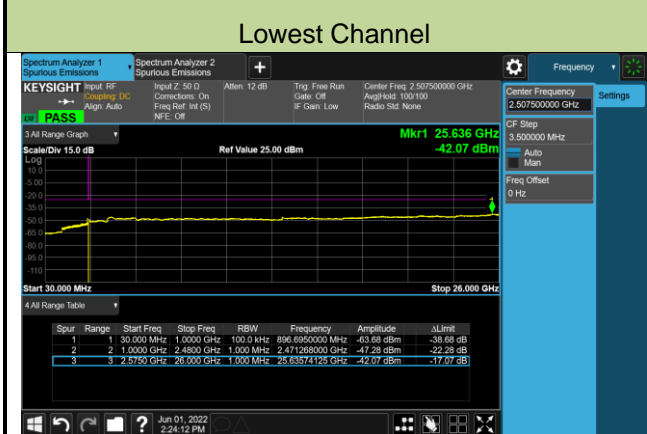
15+10MHz Channel Bandwidth



15+15MHz Channel Bandwidth

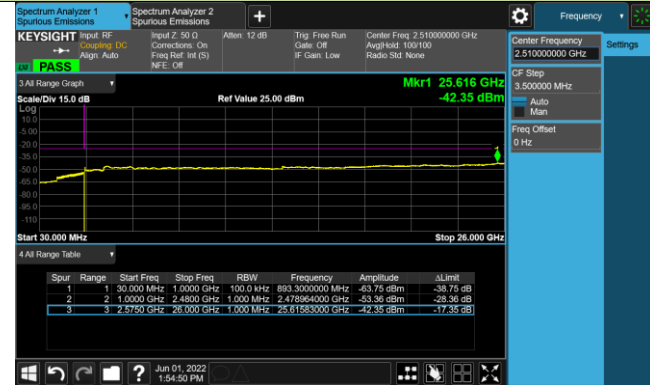


15+20MHz Channel Bandwidth

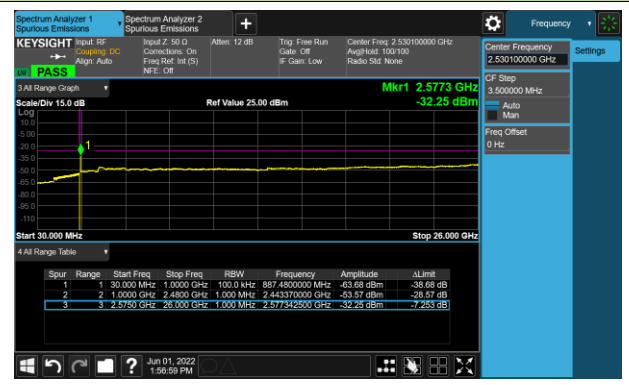


20+10MHz Channel Bandwidth

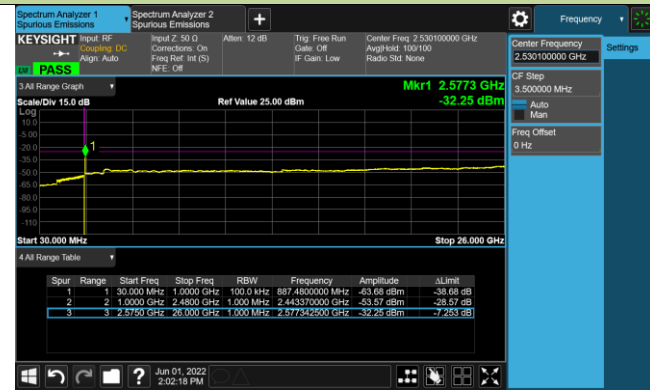
Lowest Channel



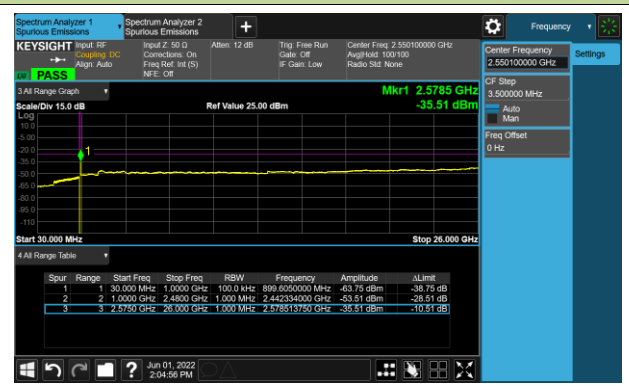
Middle Channel/1RB@0 and 1RB@49



Middle Channel/1RB@99 and 1RB@0

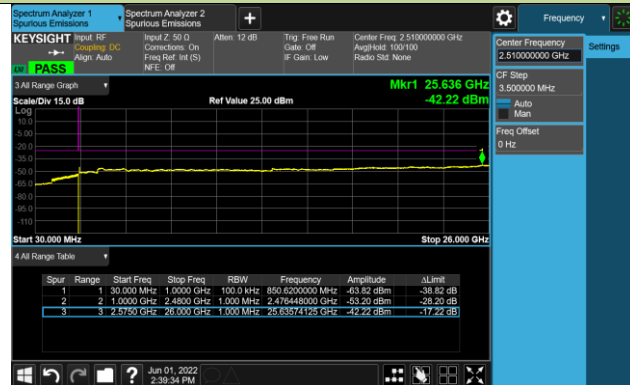


Highest Channel

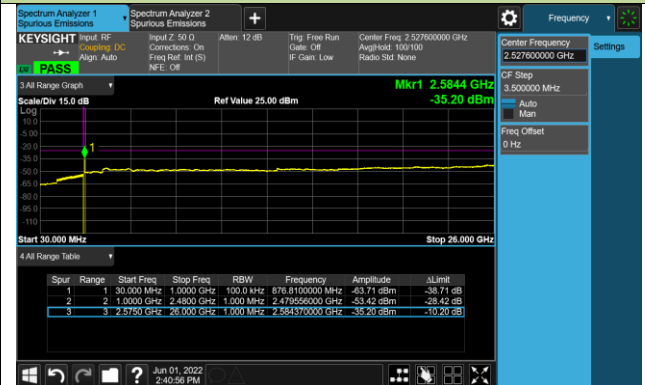


20+15MHz Channel Bandwidth

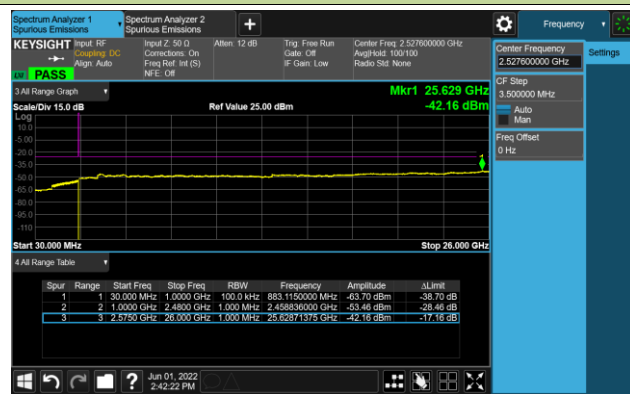
Lowest Channel



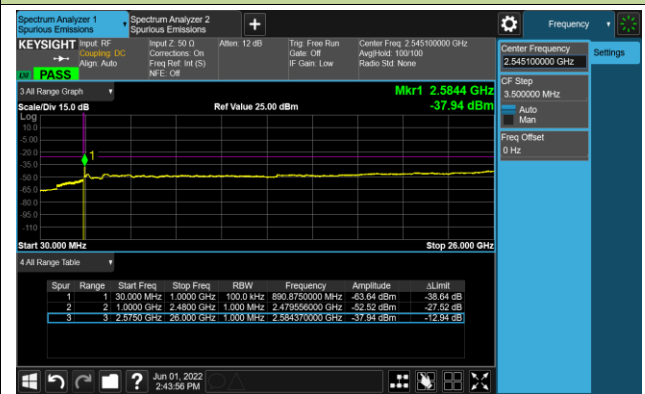
Middle Channel/1RB@0 and 1RB@74



Middle Channel/1RB@99 and 1RB@0

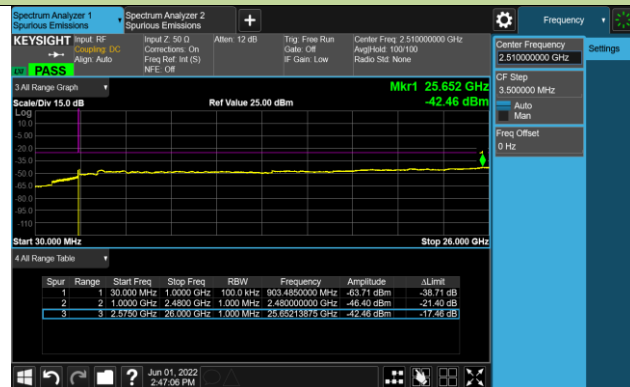


Highest Channel

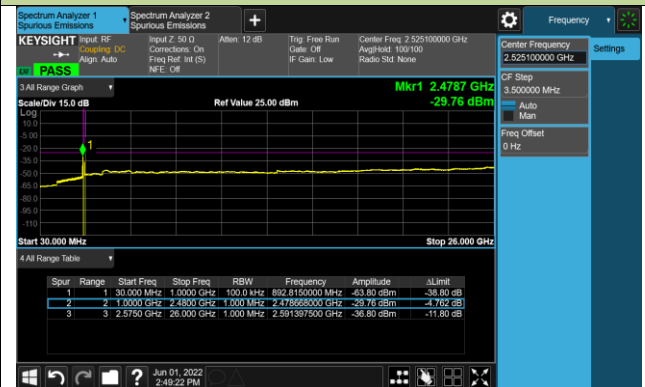


20+20MHz Channel Bandwidth

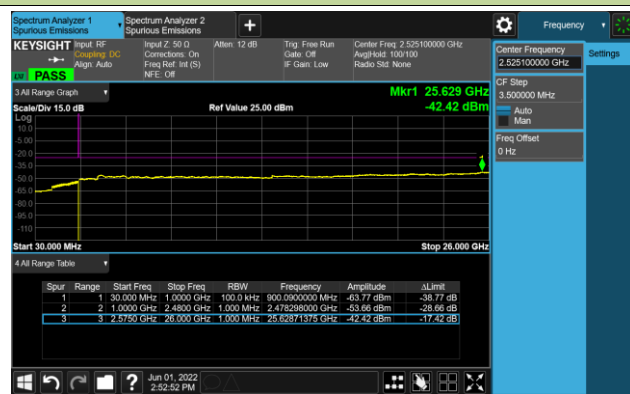
Lowest Channel



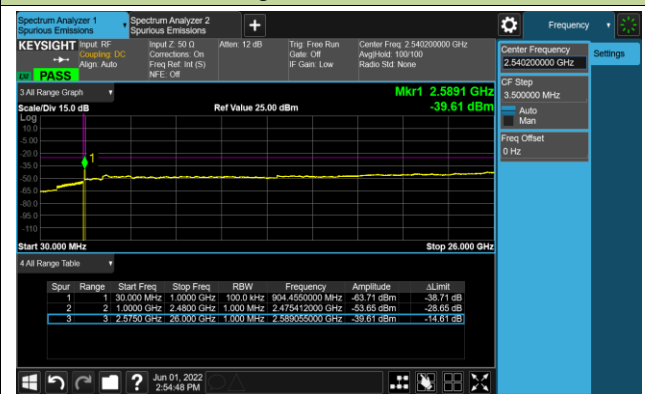
Middle Channel/1RB@0 and 1RB@99



Middle Channel/1RB@99 and 1RB@0



Highest Channel

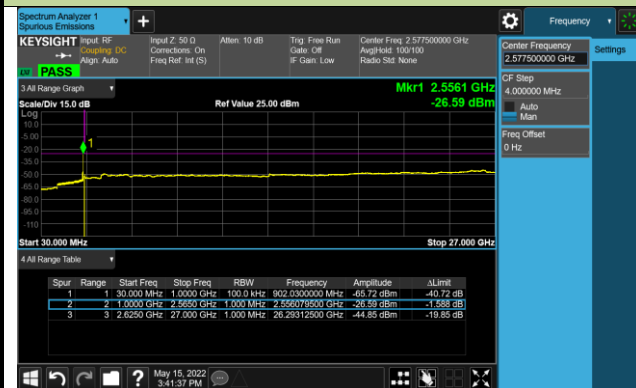


Test Site	SIP-SR1	Test Engineer	Allen Zou
Test Date	2022/05/15	Test Band	Intra-Band CA_38C, 1RB, QPSK

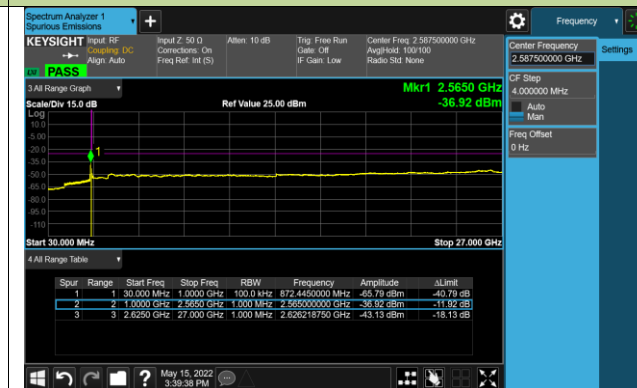
Frequency (MHz)		Channel Bandwidth (MHz)	Frequency Range (MHz)	Max Spurious Emissions (dBm)	Limit (dBm)	Result
PCC	SCC					
2577.5	2592.5	15+15	30 ~ 27000	-26.59	≤ -25.00	Pass
2587.5	2602.5	15+15	30 ~ 27000	-36.92	≤ -25.00	Pass
2597.5	2612.5	15+15	30 ~ 27000	-30.61	≤ -25.00	Pass
2580.0	2599.8	20+20	30 ~ 27000	-26.14	≤ -25.00	Pass
2585.1	2604.9	20+20	30 ~ 27000	-30.67	≤ -25.00	Pass
2590.2	2610.0	20+20	30 ~ 27000	-30.26	≤ -25.00	Pass

15+15MHz Channel Bandwidth

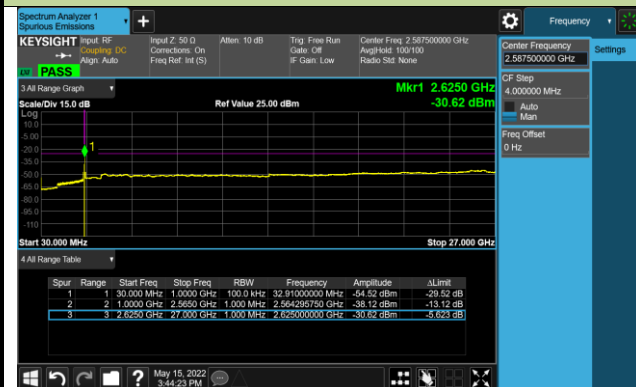
Lowest Channel



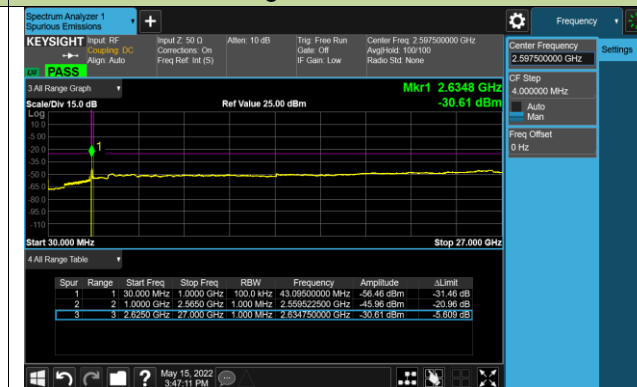
Middle Channel/1RB@0 and 1RB@74



Middle Channel/1RB@74 and 1RB@0

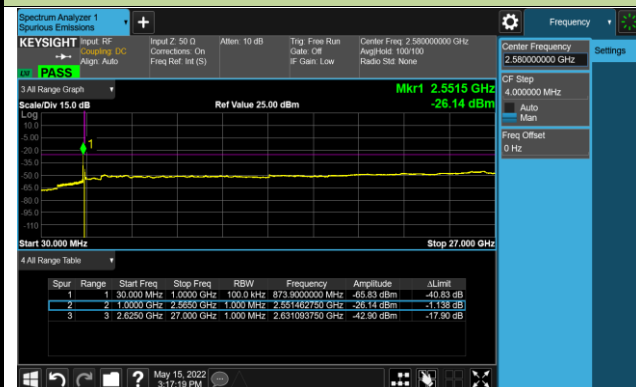


Highest Channel

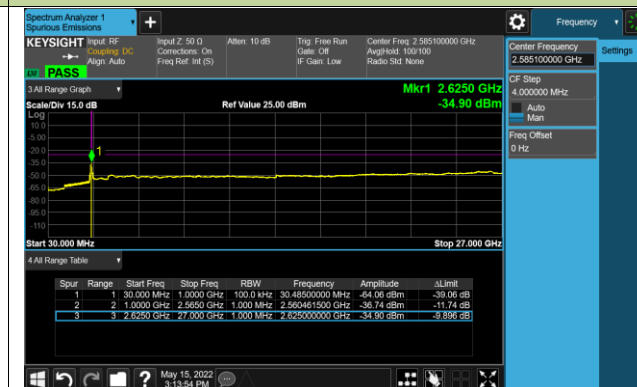


20+20MHz Channel Bandwidth

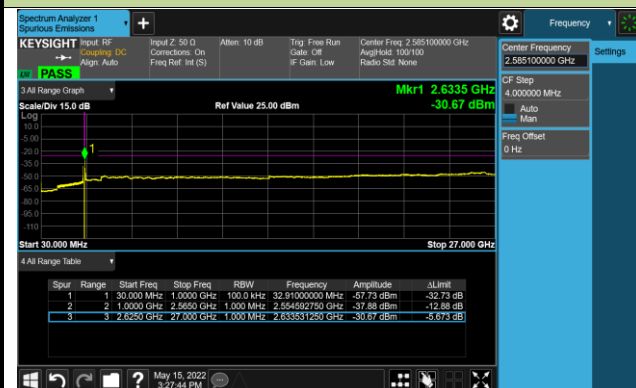
Lowest Channel



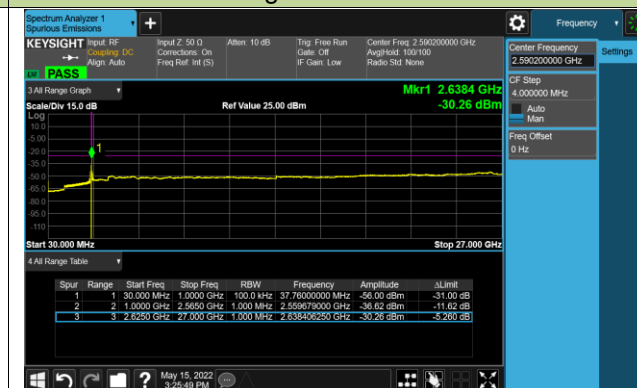
Middle Channel/1RB@0 and 1RB@24



Middle Channel/ 1RB@49 and 1RB@0



Highest Channel

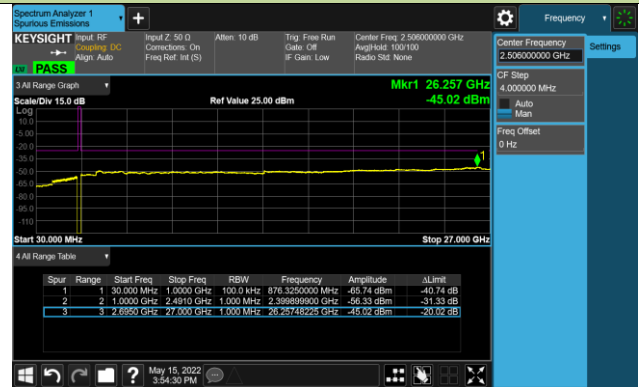


Test Site	SIP-SR1	Test Engineer	Allen Zou
Test Date	2022/05/15~2022/05/16	Test Band	Intra-Band CA_41C, 1RB, QPSK

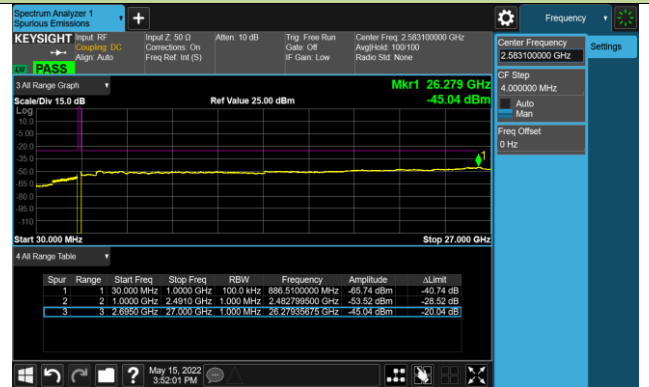
Frequency (MHz)		Channel Bandwidth (MHz)	Frequency Range (MHz)	Max Spurious Emissions (dBm)	Limit (dBm)	Result
PCC	SCC					
2506.00	2525.80	20+20	30 ~ 27000	-45.02	≤ -25.00	Pass
2583.10	2602.90	20+20	30 ~ 27000	-44.92	≤ -25.00	Pass
2660.20	2680.00	20+20	30 ~ 27000	-32.28	≤ -25.00	Pass
2506.00	2523.10	20+15	30 ~ 27000	-32.71	≤ -25.00	Pass
2585.60	2602.70	20+15	30 ~ 27000	-44.77	≤ -25.00	Pass
2665.10	2682.20	20+15	30 ~ 27000	-35.88	≤ -25.00	Pass
2506.00	2520.40	20+10	30 ~ 27000	-36.68	≤ -25.00	Pass
2588.10	2602.50	20+10	30 ~ 27000	-44.93	≤ -25.00	Pass
2670.10	2684.50	20+10	30 ~ 27000	-36.84	≤ -25.00	Pass
2506.00	2517.70	20+5	30 ~ 27000	-37.15	≤ -25.00	Pass
2590.50	2602.20	20+5	30 ~ 27000	-44.70	≤ -25.00	Pass
2675.00	2686.70	20+5	30 ~ 27000	-28.68	≤ -25.00	Pass
2503.80	2520.90	15+20	30 ~ 27000	-26.50	≤ -25.00	Pass
2593.30	2600.40	15+20	30 ~ 27000	-44.75	≤ -25.00	Pass
2662.90	2680.00	15+20	30 ~ 27000	-35.97	≤ -25.00	Pass
2503.50	2518.50	15+15	30 ~ 27000	-25.56	≤ -25.00	Pass
2585.50	2600.50	15+15	30 ~ 27000	-44.81	≤ -25.00	Pass
2667.50	2682.50	15+15	30 ~ 27000	-35.14	≤ -25.00	Pass
2503.50	2515.50	15+10	30 ~ 27000	-26.48	≤ -25.00	Pass
2588.10	2600.10	15+10	30 ~ 27000	-44.74	≤ -25.00	Pass
2672.70	2684.70	15+10	30 ~ 27000	-34.21	≤ -25.00	Pass
2501.50	2515.90	10+20	30 ~ 27000	-42.03	≤ -25.00	Pass
2583.60	2598.00	10+20	30 ~ 27000	-44.76	≤ -25.00	Pass
2665.60	2680.00	10+20	30 ~ 27000	-44.10	≤ -25.00	Pass
2501.30	2513.30	10+15	30 ~ 27000	-41.34	≤ -25.00	Pass
2585.90	2597.90	10+15	30 ~ 27000	-44.81	≤ -25.00	Pass
2670.50	2682.50	10+15	30 ~ 27000	-39.04	≤ -25.00	Pass
2499.30	2511.00	5+20	30 ~ 27000	-36.68	≤ -25.00	Pass
2583.80	2595.50	5+20	30 ~ 27000	-44.72	≤ -25.00	Pass
2668.30	2680.00	5+20	30 ~ 27000	-35.30	≤ -25.00	Pass

20+20MHz Channel Bandwidth

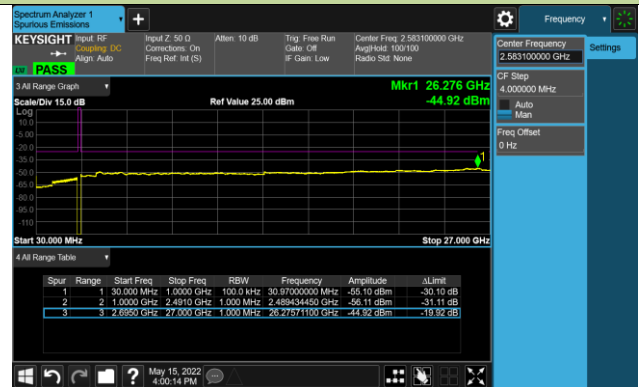
Lowest Channel



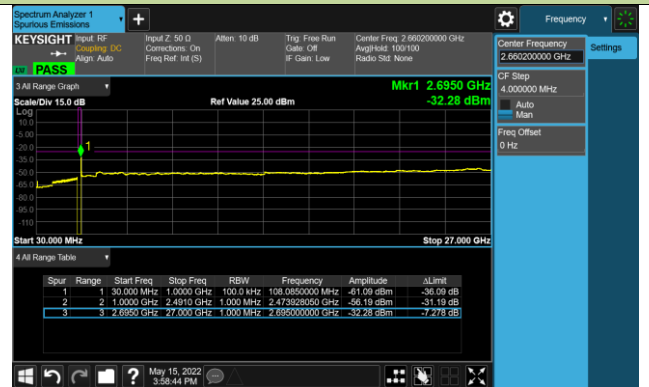
Middle Channel/1RB@0 and 1RB@99



Middle Channel/1RB@99 and 1RB@0

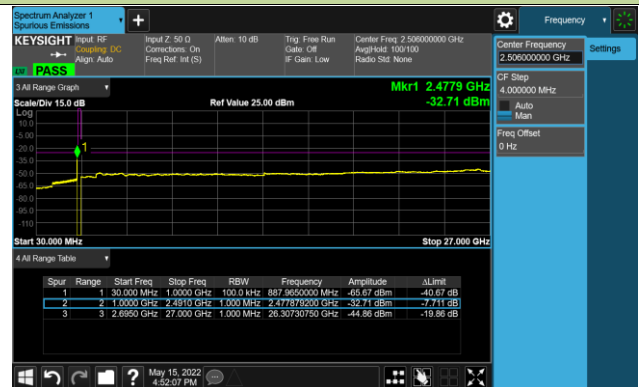


Highest Channel

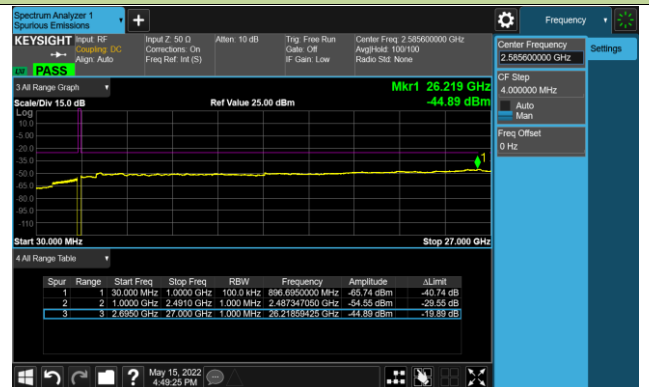


20+15MHz Channel Bandwidth

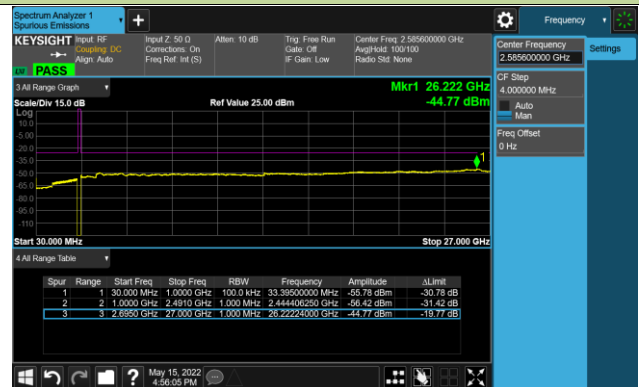
Lowest Channel



Middle Channel/1RB@0 and 1RB@99



Middle Channel/ 1RB@99 and 1RB@0



Highest Channel

