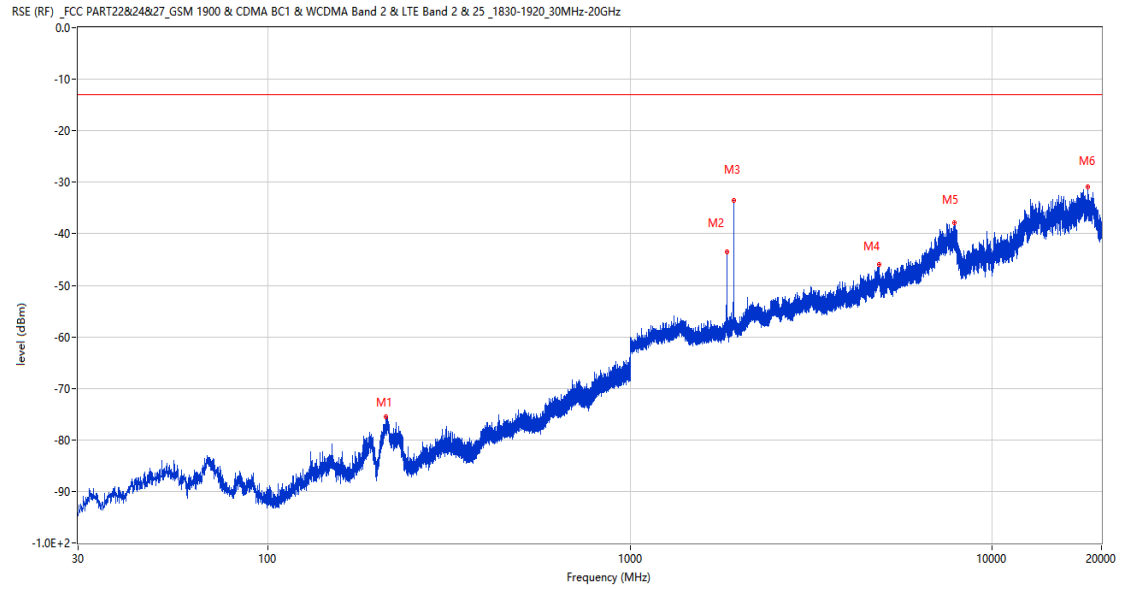


A.7 Field Strength of Spurious Radiation

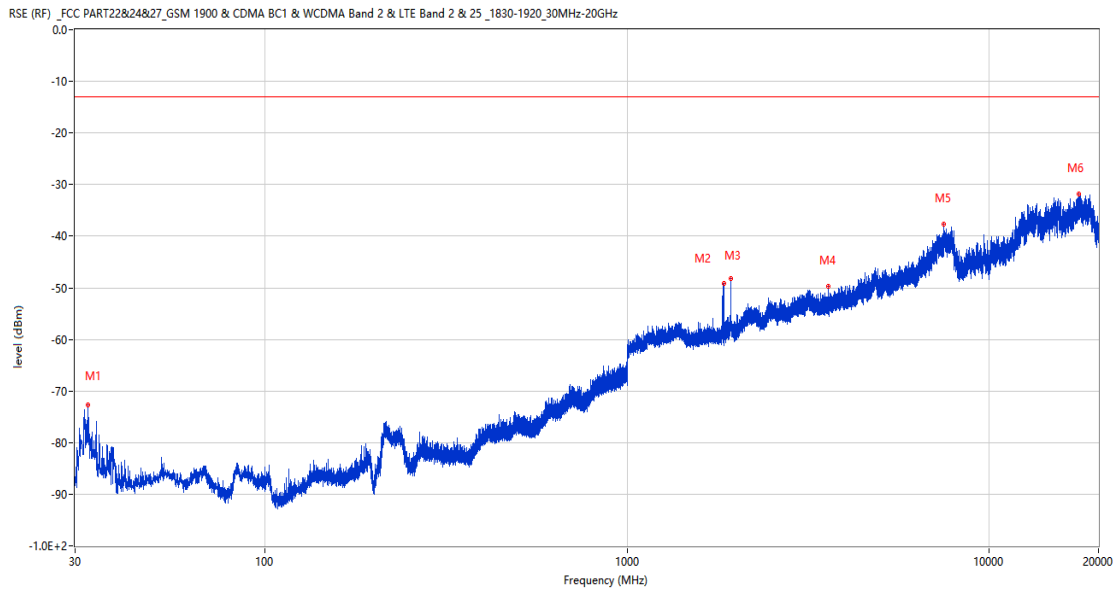
1. WCDMA
INPAQ
1.1 WCDMA Band 2

Test Configuration	BAND:WCDMA B2 CHANNEL:LOW
--------------------	---------------------------



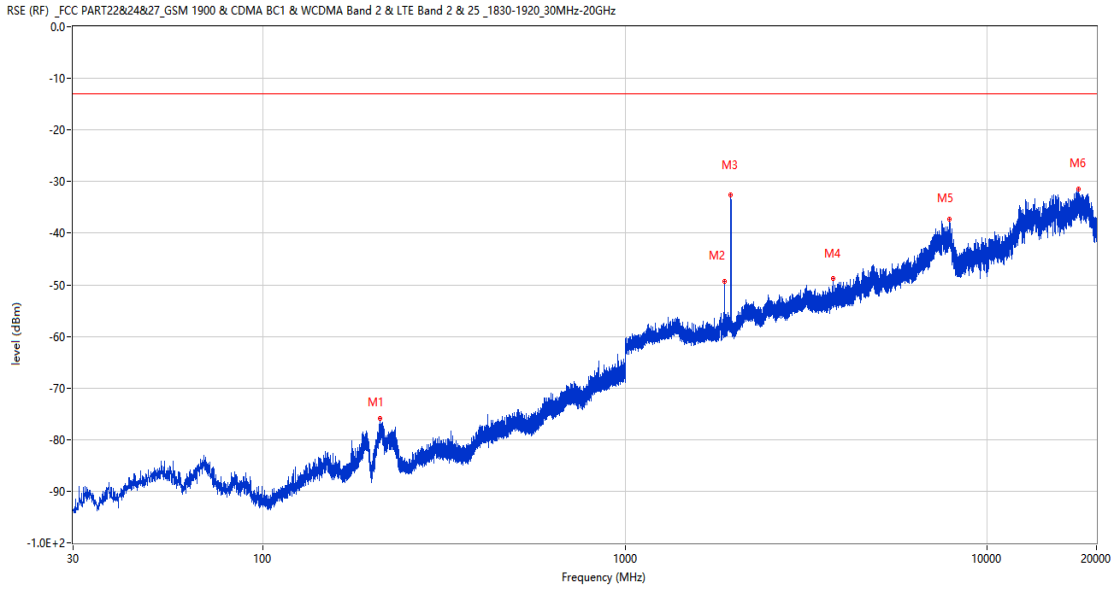
Frequency (MHz)	Result (dBm)	Factor (dB)	Limit (dBm)	Margin (dB)	Table (o)	ANT	EUT	Verdict
212.117	-75.46	-15.41	-13.0	62.46	231.00	Horizontal	Horizontal	Pass
1853.900	-43.59	-3.46	-13.0	30.59	68.00	Horizontal	Horizontal	N/A
1933.300	-33.52	-3.73	-13.0	20.52	273.00	Horizontal	Horizontal	N/A
4869.250	-46.02	7.73	-13.0	33.02	105.00	Horizontal	Horizontal	Pass
7876.000	-37.77	17.12	-13.0	24.77	0.00	Horizontal	Horizontal	Pass
18324.163	-30.85	24.60	-13.0	17.85	262.00	Horizontal	Horizontal	Pass

Test Configuration	BAND:WCDMA B2 CHANNEL:LOW
--------------------	---------------------------



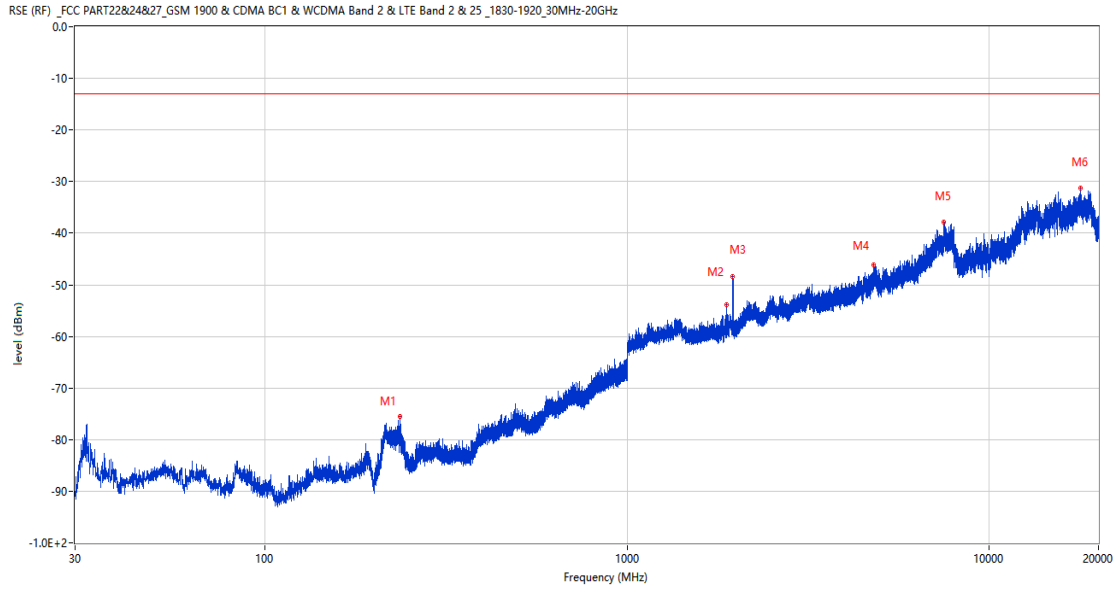
Frequency (MHz)	Result (dBm)	Factor (dB)	Limit (dBm)	Margin (dB)	Table (o)	ANT	EUT	Verdict
32.619	-72.66	-19.75	-13.0	59.66	319.00	Vertical	Horizontal	Pass
1853.900	-49.16	-3.46	-13.0	36.16	282.00	Vertical	Horizontal	N/A
1932.700	-48.30	-3.75	-13.0	35.30	224.00	Vertical	Horizontal	N/A
3599.750	-49.64	5.14	-13.0	36.64	293.00	Vertical	Horizontal	Pass
7490.750	-37.63	16.82	-13.0	24.63	195.00	Vertical	Horizontal	Pass
17641.574	-31.86	25.54	-13.0	18.86	258.00	Vertical	Horizontal	Pass

Test Configuration	BAND:WCDMA B2 CHANNEL:MID
--------------------	---------------------------



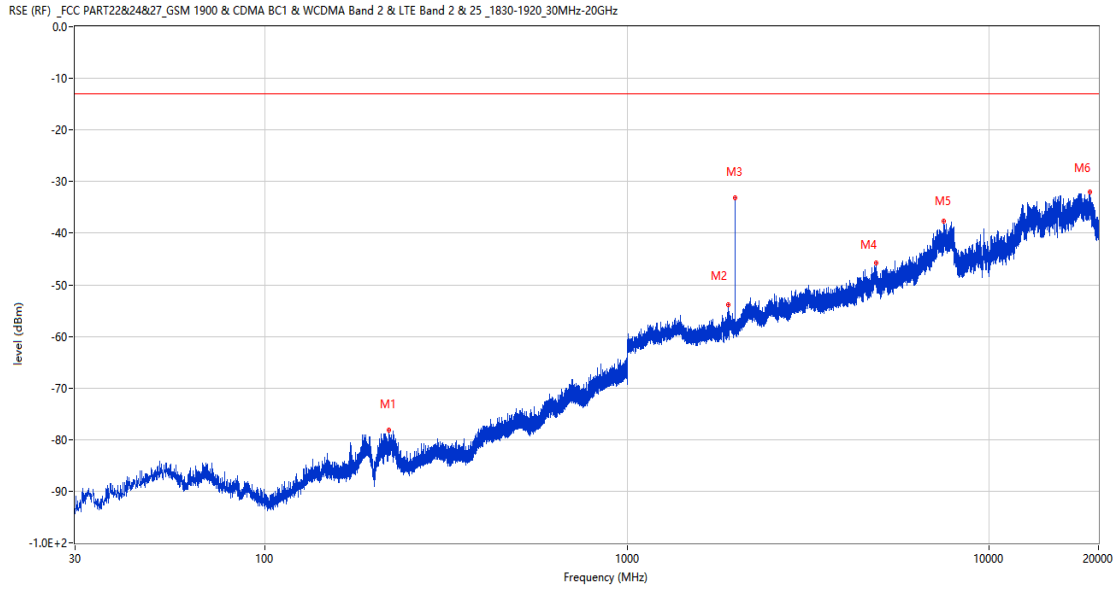
Frequency (MHz)	Result (dBm)	Factor (dB)	Limit (dBm)	Margin (dB)	Table (o)	ANT	EUT	Verdict
211.439	-75.82	-15.45	-13.0	62.82	229.00	Horizontal	Horizontal	Pass
1879.000	-49.37	-3.02	-13.0	36.37	157.00	Horizontal	Horizontal	N/A
1959.200	-32.58	-4.50	-13.0	19.58	270.00	Horizontal	Horizontal	N/A
3758.000	-48.81	4.40	-13.0	35.81	53.00	Horizontal	Horizontal	Pass
7871.750	-37.36	17.07	-13.0	24.36	25.00	Horizontal	Horizontal	Pass
17802.887	-31.40	26.43	-13.0	18.40	107.00	Horizontal	Horizontal	Pass

Test Configuration	BAND:WCDMA B2 CHANNEL:MID
--------------------	---------------------------



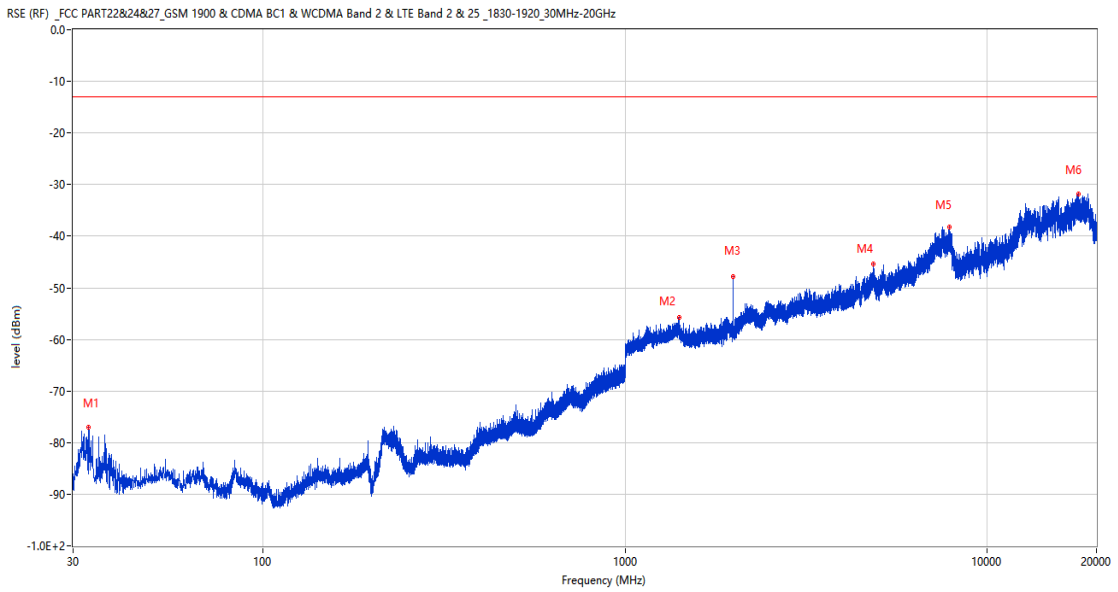
Frequency (MHz)	Result (dBm)	Factor (dB)	Limit (dBm)	Margin (dB)	Table (o)	ANT	EUT	Verdict
236.998	-75.49	-14.59	-13.0	62.49	188.00	Vertical	Horizontal	Pass
1878.600	-53.94	-3.03	-13.0	40.94	349.00	Vertical	Horizontal	N/A
1959.100	-48.42	-4.49	-13.0	35.42	119.00	Vertical	Horizontal	N/A
4789.750	-46.11	7.74	-13.0	33.11	326.00	Vertical	Horizontal	Pass
7494.500	-37.81	16.76	-13.0	24.81	40.00	Vertical	Horizontal	Pass
17799.625	-31.21	26.47	-13.0	18.21	0.00	Vertical	Horizontal	Pass

Test Configuration	BAND:WCDMA B2 CHANNEL:HIGH
--------------------	----------------------------



Frequency (MHz)	Result (dBm)	Factor (dB)	Limit (dBm)	Margin (dB)	Table (o)	ANT	EUT	Verdict
220.799	-78.15	-14.96	-13.0	65.15	85.00	Horizontal	Horizontal	Pass
1908.200	-53.81	-2.68	-13.0	40.81	157.00	Horizontal	Horizontal	N/A
1988.500	-33.13	-4.52	-13.0	20.13	278.00	Horizontal	Horizontal	N/A
4865.500	-45.71	7.79	-13.0	32.71	219.00	Horizontal	Horizontal	Pass
7498.250	-37.60	16.54	-13.0	24.60	0.00	Horizontal	Horizontal	Pass
18975.937	-31.95	23.98	-13.0	18.95	186.00	Horizontal	Horizontal	Pass

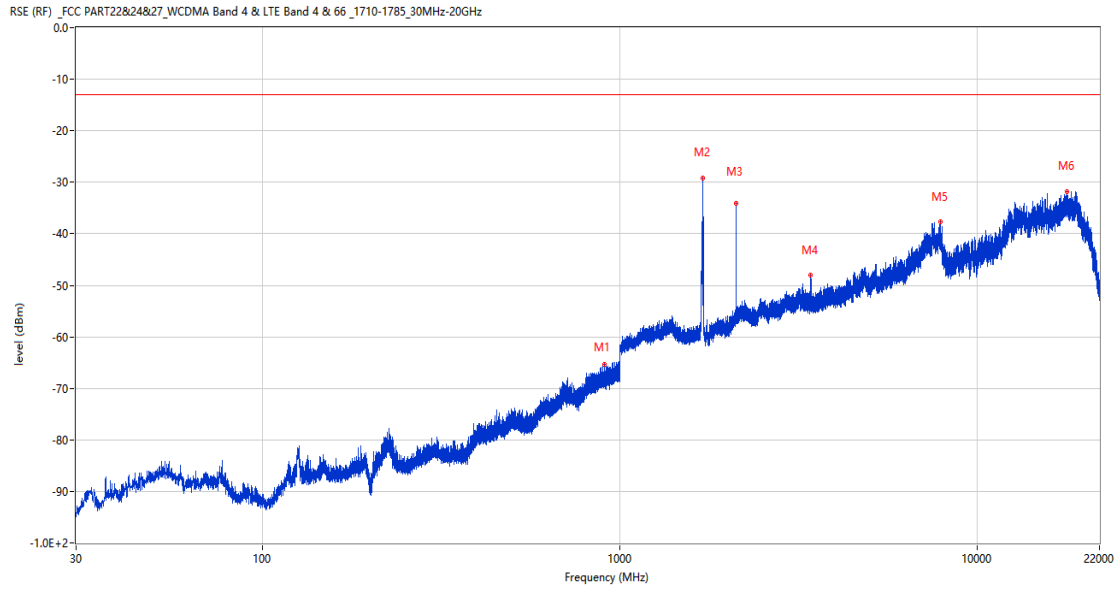
Test Configuration	BAND:WCDMA B2 CHANNEL:HIGH
--------------------	----------------------------



Frequency (MHz)	Result (dBm)	Factor (dB)	Limit (dBm)	Margin (dB)	Table (o)	ANT	EUT	Verdict
33.153	-77.09	-19.46	-13.0	64.09	297.00	Vertical	Horizontal	Pass
1408.100	-55.80	-4.52	-13.0	42.80	245.00	Vertical	Horizontal	Pass
1989.100	-47.81	-4.41	-13.0	34.81	222.00	Vertical	Horizontal	N/A
4847.250	-45.46	7.56	-13.0	32.46	80.00	Vertical	Horizontal	Pass
7867.750	-38.23	16.98	-13.0	25.23	291.00	Vertical	Horizontal	Pass
17815.212	-31.79	26.28	-13.0	18.79	109.00	Vertical	Horizontal	Pass

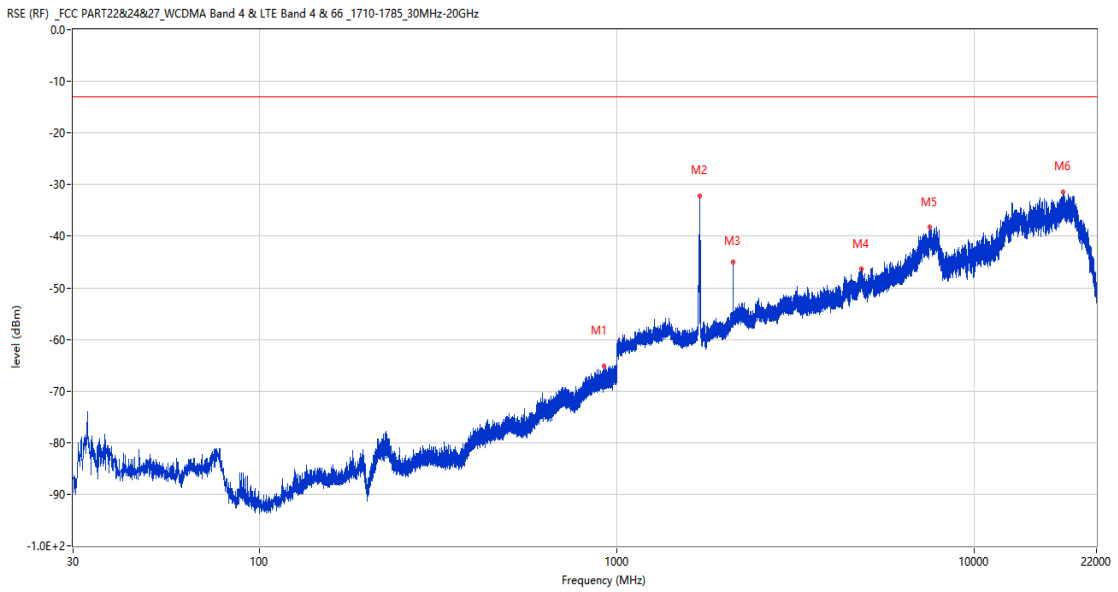
1.2 WCDMA Band 4

Test Configuration	BAND:WCDMA B4 CHANNEL:LOW
--------------------	---------------------------



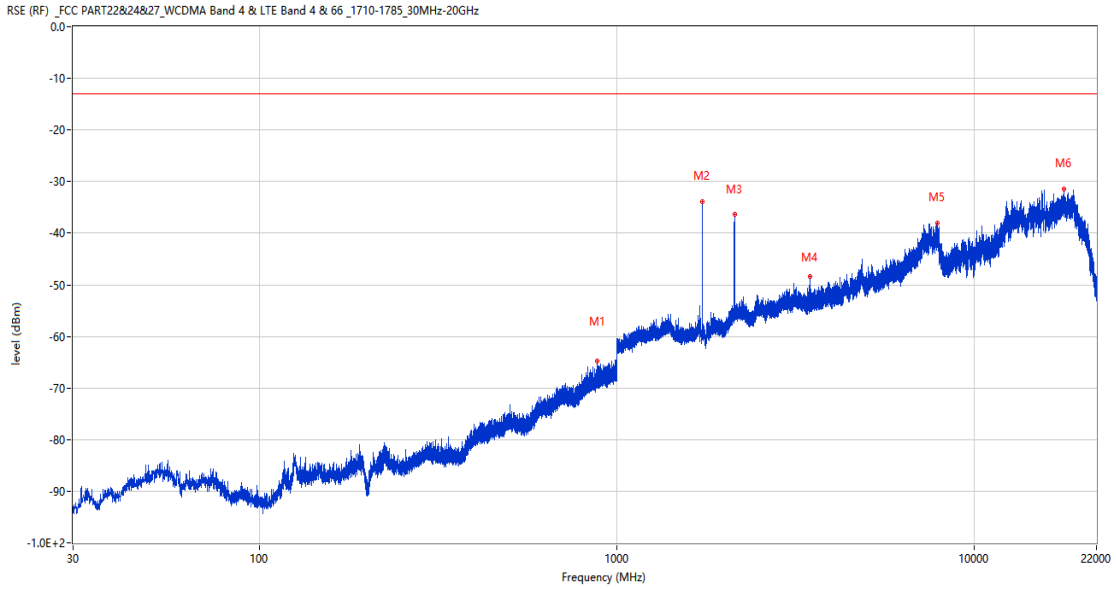
Frequency (MHz)	Result (dBm)	Factor (dB)	Limit (dBm)	Margin (dB)	Table (o)	ANT	EUT	Verdict
906.153	-65.40	2.35	-13.0	52.40	103.00	Horizontal	Horizontal	Pass
1704.800	-29.11	-3.97	-13.0	16.11	53.00	Horizontal	Horizontal	N/A
2111.800	-34.14	-1.67	-13.0	21.14	279.00	Horizontal	Horizontal	N/A
3423.250	-48.10	3.31	-13.0	35.10	122.00	Horizontal	Horizontal	Pass
7876.000	-37.71	17.12	-13.0	24.71	76.00	Horizontal	Horizontal	Pass
17796.338	-31.76	26.42	-13.0	18.76	162.00	Horizontal	Horizontal	Pass

Test Configuration	BAND:WCDMA B4 CHANNEL:LOW
--------------------	---------------------------



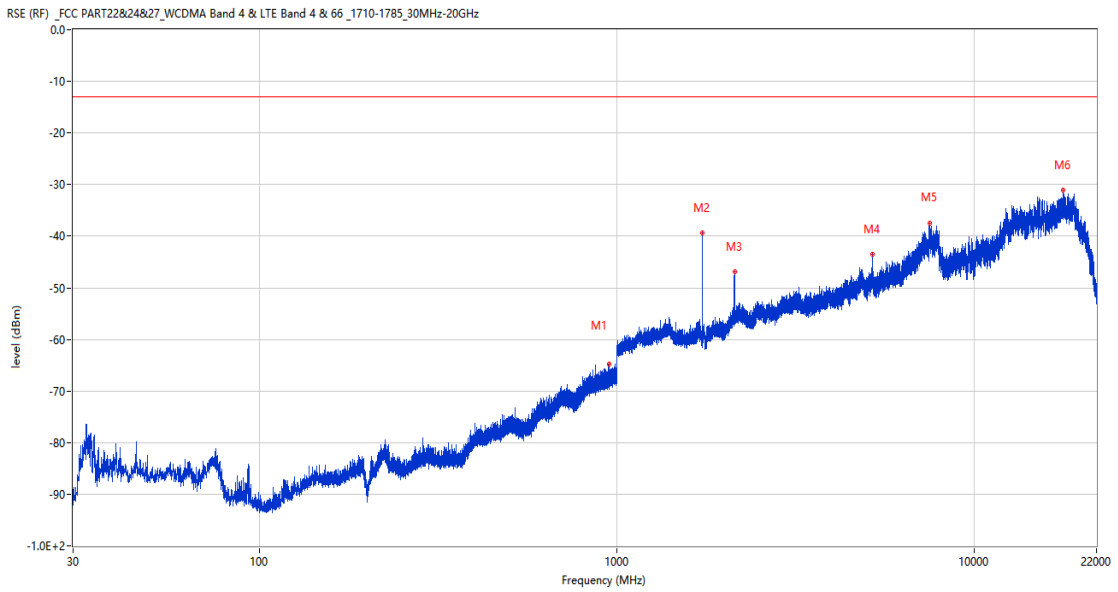
Frequency (MHz)	Result (dBm)	Factor (dB)	Limit (dBm)	Margin (dB)	Table (o)	ANT	EUT	Verdict
920.218	-65.22	2.60	-13.0	52.22	195.00	Vertical	Horizontal	Pass
1703.600	-32.14	-3.96	-13.0	19.14	215.00	Vertical	Horizontal	N/A
2113.000	-45.00	-1.70	-13.0	32.00	130.00	Vertical	Horizontal	N/A
4836.000	-46.42	7.61	-13.0	33.42	153.00	Vertical	Horizontal	Pass
7491.000	-38.31	16.81	-13.0	25.31	51.00	Vertical	Horizontal	Pass
17789.401	-31.44	26.33	-13.0	18.44	353.00	Vertical	Horizontal	Pass

Test Configuration | BAND:WCDMA B4 CHANNEL:MID



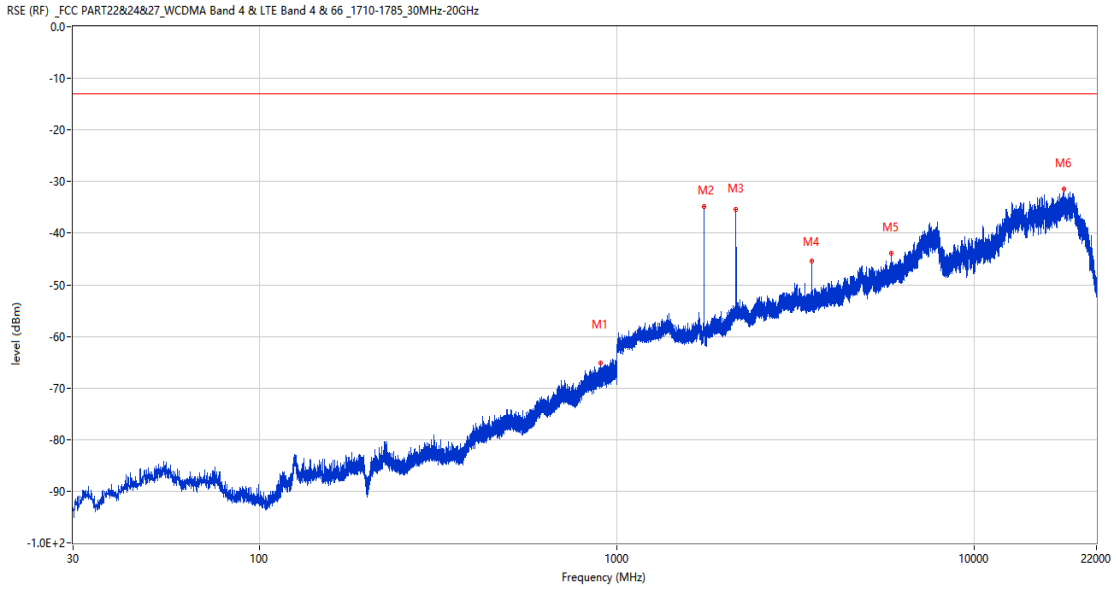
Frequency (MHz)	Result (dBm)	Factor (dB)	Limit (dBm)	Margin (dB)	Table (o)	ANT	EUT	Verdict
882.193	-64.85	2.17	-13.0	51.85	67.00	Horizontal	Horizontal	Pass
1733.900	-33.89	-4.08	-13.0	20.89	59.00	Horizontal	Horizontal	N/A
2132.100	-36.38	-1.59	-13.0	23.38	259.00	Horizontal	Horizontal	N/A
3462.250	-48.32	3.75	-13.0	35.32	89.00	Horizontal	Horizontal	Pass
7880.000	-38.05	16.99	-13.0	25.05	292.00	Horizontal	Horizontal	Pass
17800.499	-31.39	26.46	-13.0	18.39	45.00	Horizontal	Horizontal	Pass

Test Configuration	BAND:WCDMA B4 CHANNEL:MID
--------------------	---------------------------



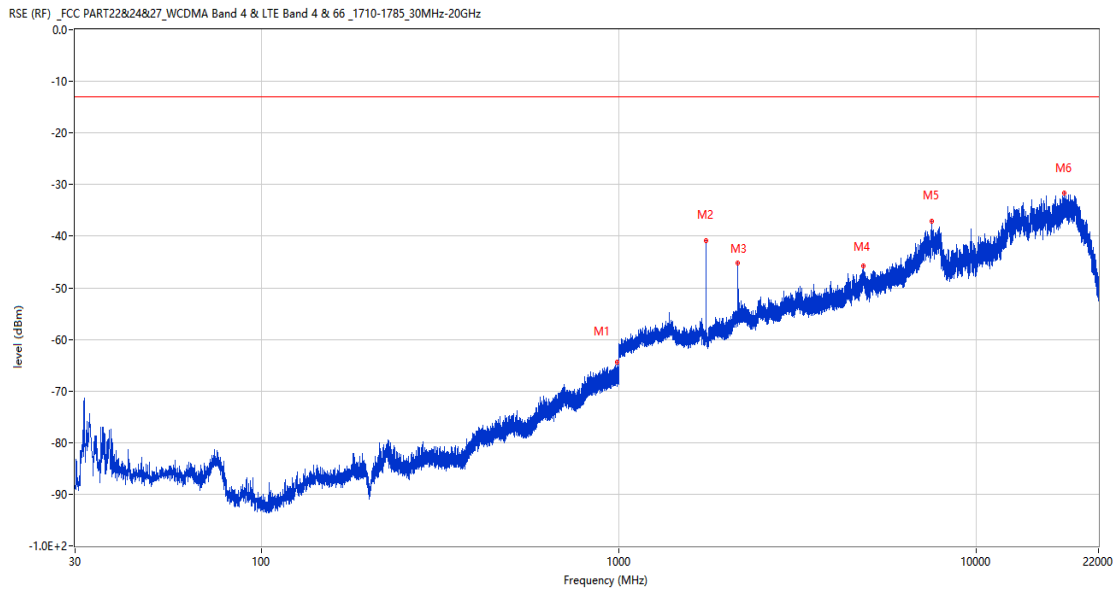
Frequency (MHz)	Result (dBm)	Factor (dB)	Limit (dBm)	Margin (dB)	Table (o)	ANT	EUT	Verdict
950.094	-64.73	2.86	-13.0	51.73	44.00	Vertical	Horizontal	Pass
1733.900	-39.41	-4.08	-13.0	26.41	118.00	Vertical	Horizontal	N/A
2133.200	-46.96	-1.51	-13.0	33.96	118.00	Vertical	Horizontal	N/A
5194.000	-43.56	8.61	-13.0	30.56	0.00	Vertical	Horizontal	Pass
7492.250	-37.48	16.76	-13.0	24.48	221.00	Vertical	Horizontal	Pass
17793.563	-31.17	26.39	-13.0	18.17	16.00	Vertical	Horizontal	Pass

Test Configuration BAND:WCDMA B4 CHANNEL:HIGH



Frequency (MHz)	Result (dBm)	Factor (dB)	Limit (dBm)	Margin (dB)	Table (o)	ANT	EUT	Verdict
897.762	-65.23	2.29	-13.0	52.23	320.00	Horizontal	Horizontal	Pass
1753.500	-34.75	-4.18	-13.0	21.75	162.00	Horizontal	Horizontal	N/A
2152.700	-35.39	-1.20	-13.0	22.39	259.00	Horizontal	Horizontal	N/A
3502.750	-45.38	3.45	-13.0	32.38	78.00	Horizontal	Horizontal	Pass
5863.250	-43.81	8.58	-13.0	30.81	97.00	Horizontal	Horizontal	Pass
17797.261	-31.47	26.43	-13.0	18.47	48.00	Horizontal	Horizontal	Pass

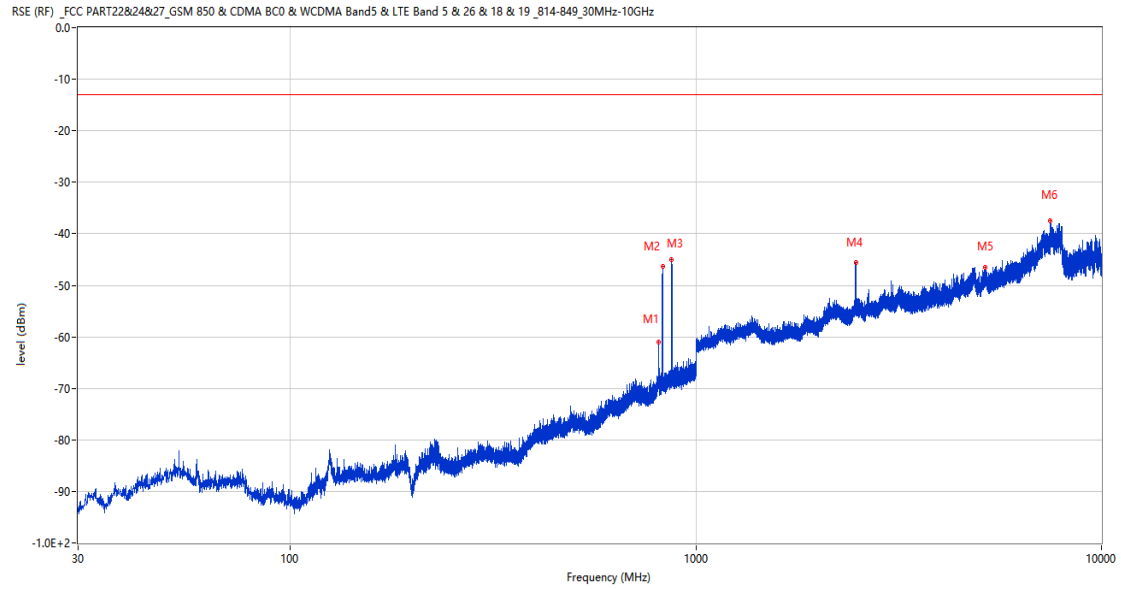
Test Configuration	BAND:WCDMA B4 CHANNEL:HIGH
--------------------	----------------------------



Frequency (MHz)	Result (dBm)	Factor (dB)	Limit (dBm)	Margin (dB)	Table (o)	ANT	EUT	Verdict
988.214	-64.34	3.82	-13.0	51.34	332.00	Vertical	Horizontal	Pass
1753.900	-40.85	-4.18	-13.0	27.85	6.00	Vertical	Horizontal	N/A
2154.200	-45.23	-1.18	-13.0	32.23	109.00	Vertical	Horizontal	N/A
4821.500	-45.72	7.71	-13.0	32.72	5.00	Vertical	Horizontal	Pass
7496.750	-37.09	16.63	-13.0	24.09	310.00	Vertical	Horizontal	Pass
17636.313	-31.68	25.58	-13.0	18.68	149.00	Vertical	Horizontal	Pass

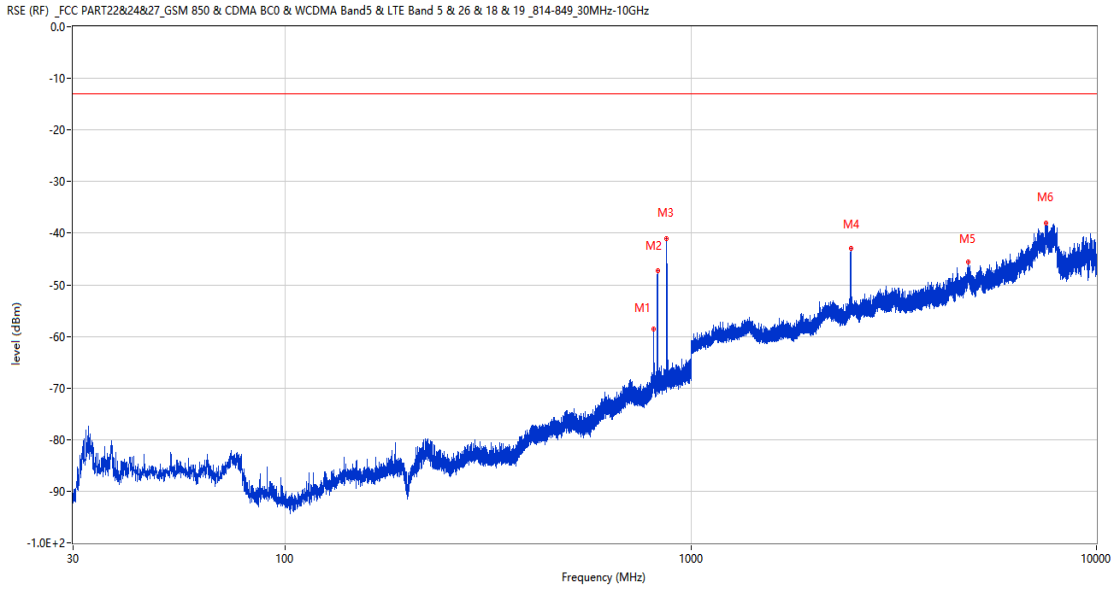
1.3 WCDMA Band 5

Test Configuration	BAND:WCDMA B5 CHANNEL:LOW
--------------------	---------------------------



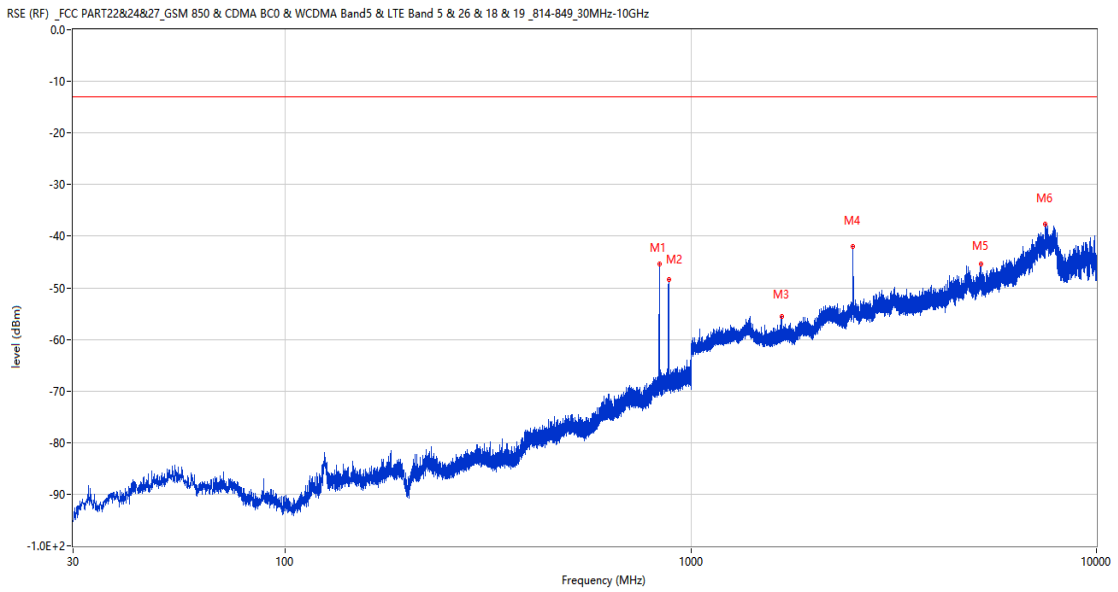
Frequency (MHz)	Result (dBm)	Factor (dB)	Limit (dBm)	Margin (dB)	Table (o)	ANT	EUT	Verdict
809.153	-61.11	1.33	-13.0	48.11	4.00	Horizontal	Horizontal	Pass
827.970	-46.37	2.03	-13.0	33.37	1.00	Horizontal	Horizontal	N/A
870.893	-44.99	2.12	-13.0	31.99	198.00	Horizontal	Horizontal	N/A
2481.700	-45.54	0.42	-13.0	32.54	147.00	Horizontal	Horizontal	Pass
5172.500	-46.45	8.16	-13.0	33.45	336.00	Horizontal	Horizontal	Pass
7485.500	-37.48	16.69	-13.0	24.48	22.00	Horizontal	Horizontal	Pass

Test Configuration BAND:WCDMA B5 CHANNEL:LOW



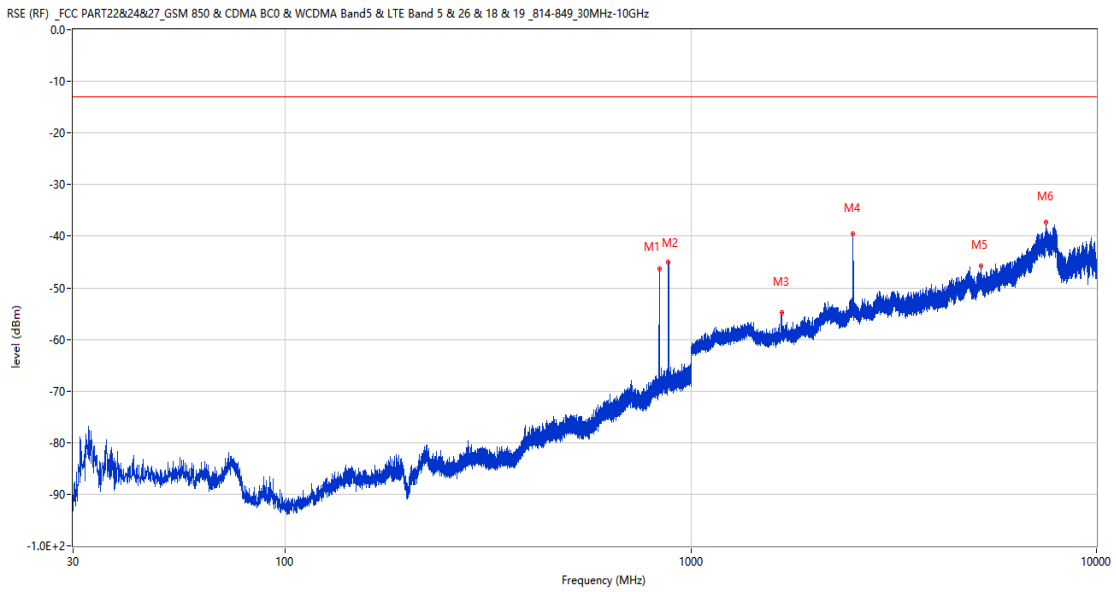
Frequency (MHz)	Result (dBm)	Factor (dB)	Limit (dBm)	Margin (dB)	Table (o)	ANT	EUT	Verdict
809.201	-58.54	1.33	-13.0	45.54	154.00	Vertical	Horizontal	Pass
828.019	-47.25	2.03	-13.0	34.25	136.00	Vertical	Horizontal	N/A
871.475	-41.10	2.14	-13.0	28.10	132.00	Vertical	Horizontal	N/A
2482.800	-42.98	0.38	-13.0	29.98	49.00	Vertical	Horizontal	Pass
4831.250	-45.66	7.58	-13.0	32.66	77.00	Vertical	Horizontal	Pass
7495.250	-38.04	16.74	-13.0	25.04	290.00	Vertical	Horizontal	Pass

Test Configuration	BAND:WCDMA B5 CHANNEL:MID
--------------------	---------------------------



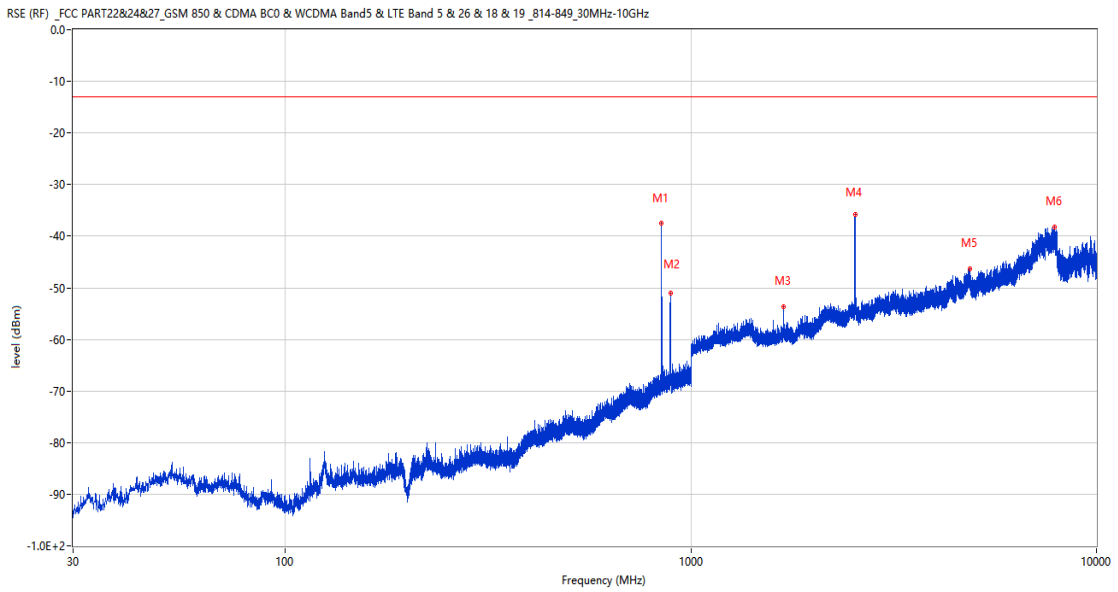
Frequency (MHz)	Result (dBm)	Factor (dB)	Limit (dBm)	Margin (dB)	Table (o)	ANT	EUT	Verdict
837.913	-45.43	2.23	-13.0	32.43	340.00	Horizontal	Horizontal	N/A
882.630	-48.46	2.42	-13.0	35.46	185.00	Horizontal	Horizontal	N/A
1674.700	-55.63	-5.09	-13.0	42.63	332.00	Horizontal	Horizontal	Pass
2505.800	-41.91	0.33	-13.0	28.91	147.00	Horizontal	Horizontal	Pass
5181.000	-45.37	8.39	-13.0	32.37	244.00	Horizontal	Horizontal	Pass
7491.500	-37.63	16.79	-13.0	24.63	0.00	Horizontal	Horizontal	Pass

Test Configuration	BAND:WCDMA B5 CHANNEL:MID
--------------------	---------------------------



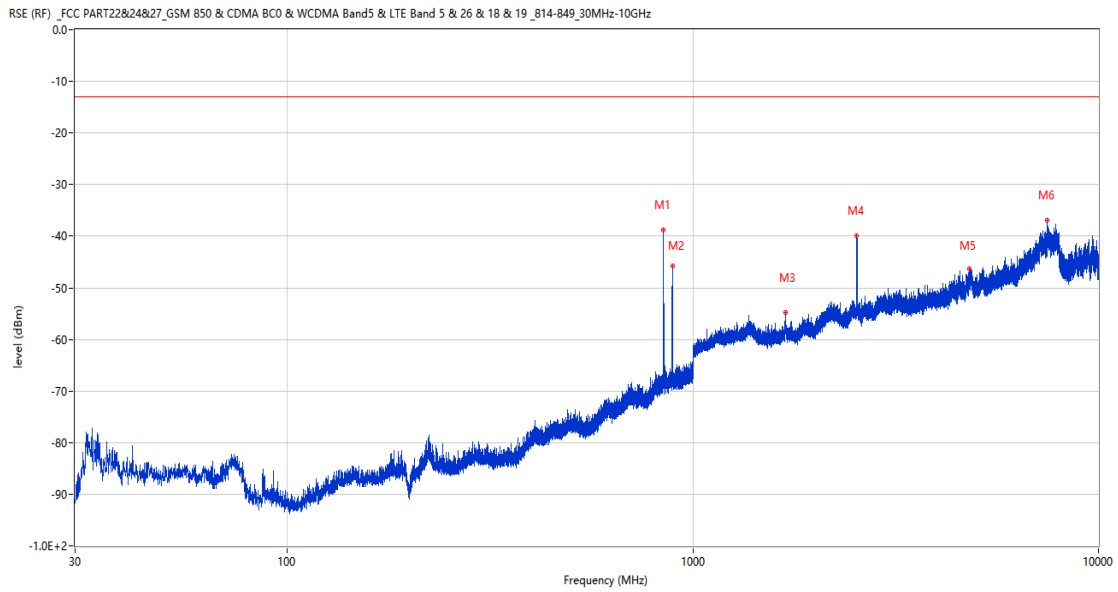
Frequency (MHz)	Result (dBm)	Factor (dB)	Limit (dBm)	Margin (dB)	Table (o)	ANT	EUT	Verdict
837.913	-46.24	2.23	-13.0	33.24	151.00	Vertical	Horizontal	N/A
880.302	-44.96	2.45	-13.0	31.96	123.00	Vertical	Horizontal	N/A
1674.500	-54.89	-5.08	-13.0	41.89	135.00	Vertical	Horizontal	Pass
2505.700	-39.54	0.33	-13.0	26.54	165.00	Vertical	Horizontal	Pass
5185.000	-45.82	8.42	-13.0	32.82	23.00	Vertical	Horizontal	Pass
7495.000	-37.22	16.76	-13.0	24.22	327.00	Vertical	Horizontal	Pass

Test Configuration	BAND:WCDMA B5 CHANNEL:HIGH
--------------------	----------------------------



Frequency (MHz)	Result (dBm)	Factor (dB)	Limit (dBm)	Margin (dB)	Table (o)	ANT	EUT	Verdict
846.497	-37.51	2.37	-13.0	24.51	9.00	Horizontal	Horizontal	N/A
890.633	-50.96	2.33	-13.0	37.96	187.00	Horizontal	Horizontal	N/A
1695.200	-53.58	-5.39	-13.0	40.58	19.00	Horizontal	Horizontal	Pass
2542.400	-35.83	0.15	-13.0	22.83	134.00	Horizontal	Horizontal	Pass
4865.500	-46.32	7.79	-13.0	33.32	267.00	Horizontal	Horizontal	Pass
7870.500	-38.23	17.05	-13.0	25.23	1.00	Horizontal	Horizontal	Pass

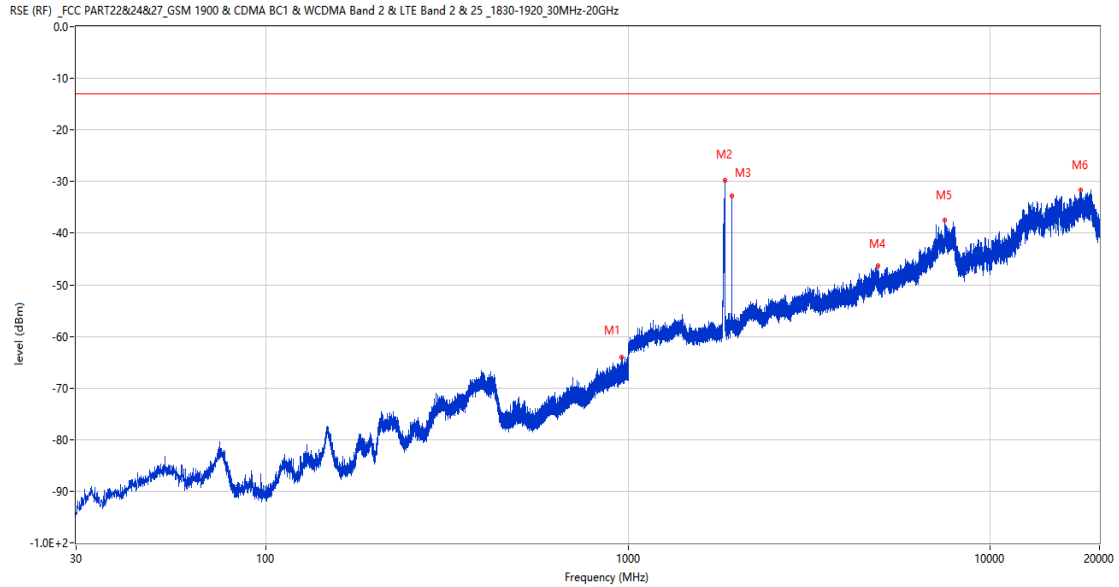
Test Configuration BAND:WCDMA B5 CHANNEL:HIGH



Frequency (MHz)	Result (dBm)	Factor (dB)	Limit (dBm)	Margin (dB)	Table (o)	ANT	EUT	Verdict
846.643	-38.85	2.37	-13.0	25.85	134.00	Vertical	Horizontal	N/A
890.487	-45.79	2.34	-13.0	32.79	147.00	Vertical	Horizontal	N/A
1692.200	-54.71	-5.39	-13.0	41.71	25.00	Vertical	Horizontal	Pass
2537.700	-39.99	0.01	-13.0	26.99	106.00	Vertical	Horizontal	Pass
4811.000	-46.27	8.01	-13.0	33.27	180.00	Vertical	Horizontal	Pass
7487.250	-36.94	16.77	-13.0	23.94	162.00	Vertical	Horizontal	Pass

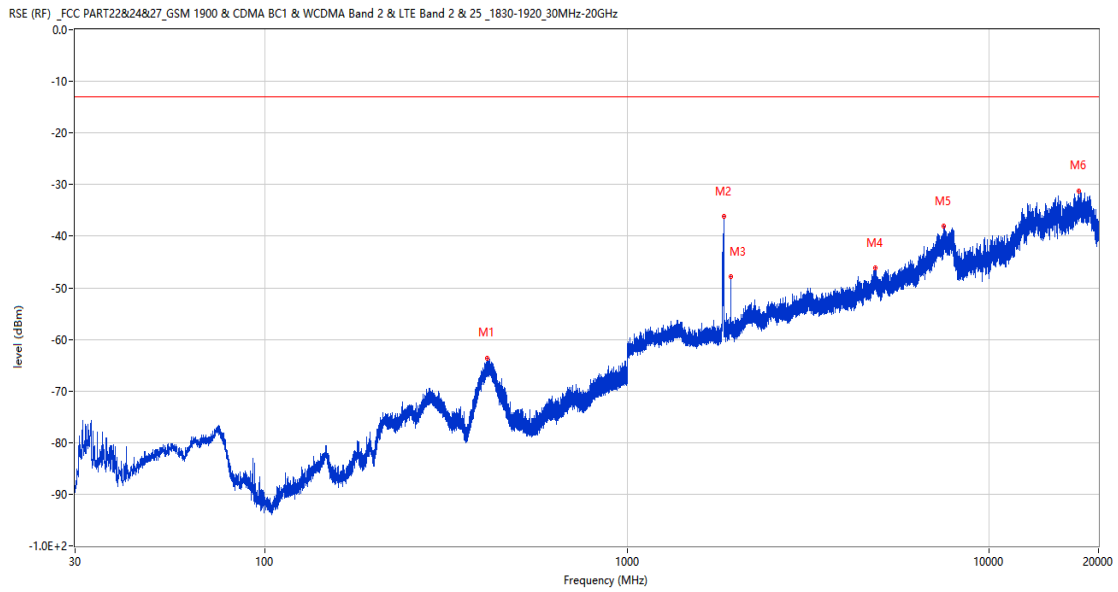
INNOWAVE
1.4 WCDMA Band 2

Test Configuration	BAND:WCDMA B2 CHANNEL:LOW
--------------------	---------------------------



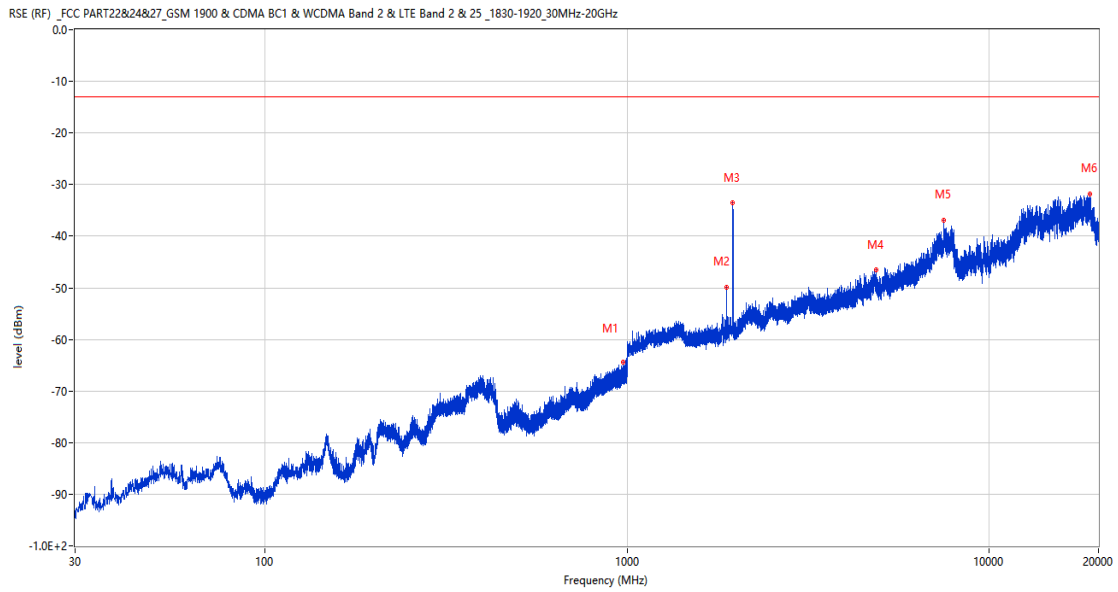
Frequency (MHz)	Result (dBm)	Factor (dB)	Limit (dBm)	Margin (dB)	Table (o)	ANT	EUT	Verdict
960.764	-63.97	3.06	-13.0	50.97	179.00	Horizontal	Horizontal	Pass
1854.000	-29.69	-3.46	-13.0	16.69	54.00	Horizontal	Horizontal	N/A
1934.000	-32.80	-3.72	-13.0	19.80	284.00	Horizontal	Horizontal	N/A
4888.500	-46.24	7.26	-13.0	33.24	299.00	Horizontal	Horizontal	Pass
7492.000	-37.53	16.77	-13.0	24.53	280.00	Horizontal	Horizontal	Pass
17794.550	-31.65	26.40	-13.0	18.65	125.00	Horizontal	Horizontal	Pass

Test Configuration	BAND:WCDMA B2 CHANNEL:LOW
--------------------	---------------------------



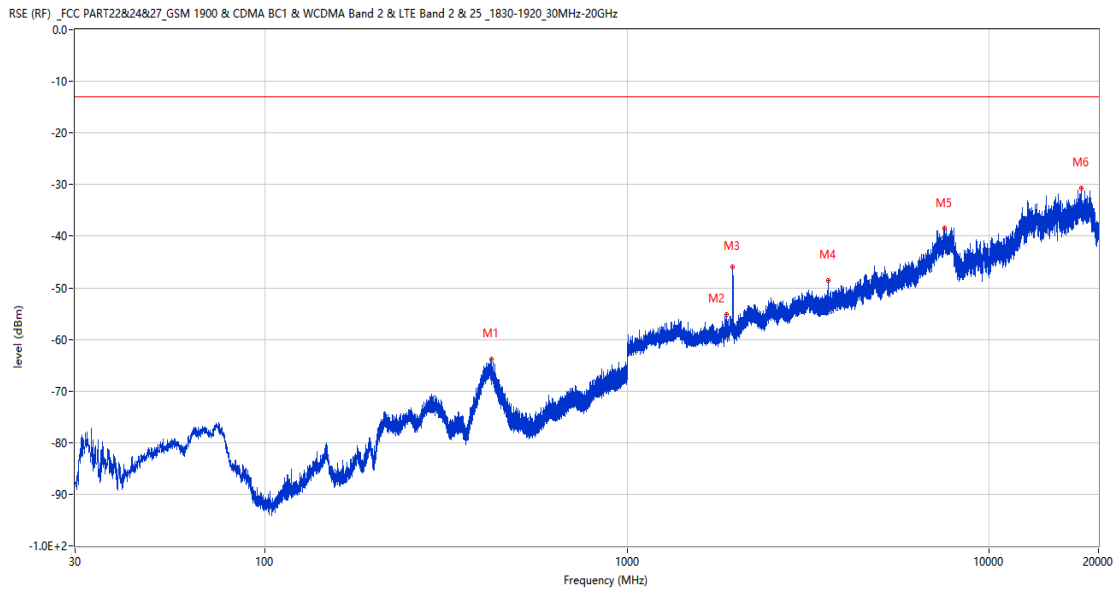
Frequency (MHz)	Result (dBm)	Factor (dB)	Limit (dBm)	Margin (dB)	Table (o)	ANT	EUT	Verdict
410.871	-63.59	-8.79	-13.0	50.59	191.00	Vertical	Horizontal	Pass
1854.200	-36.23	-3.46	-13.0	23.23	83.00	Vertical	Horizontal	N/A
1932.300	-47.77	-3.76	-13.0	34.77	127.00	Vertical	Horizontal	N/A
4840.750	-46.22	7.69	-13.0	33.22	299.00	Vertical	Horizontal	Pass
7482.750	-38.11	16.43	-13.0	25.11	184.00	Vertical	Horizontal	Pass
17642.301	-31.23	25.53	-13.0	18.23	167.00	Vertical	Horizontal	Pass

Test Configuration BAND:WCDMA B2 CHANNEL:MID



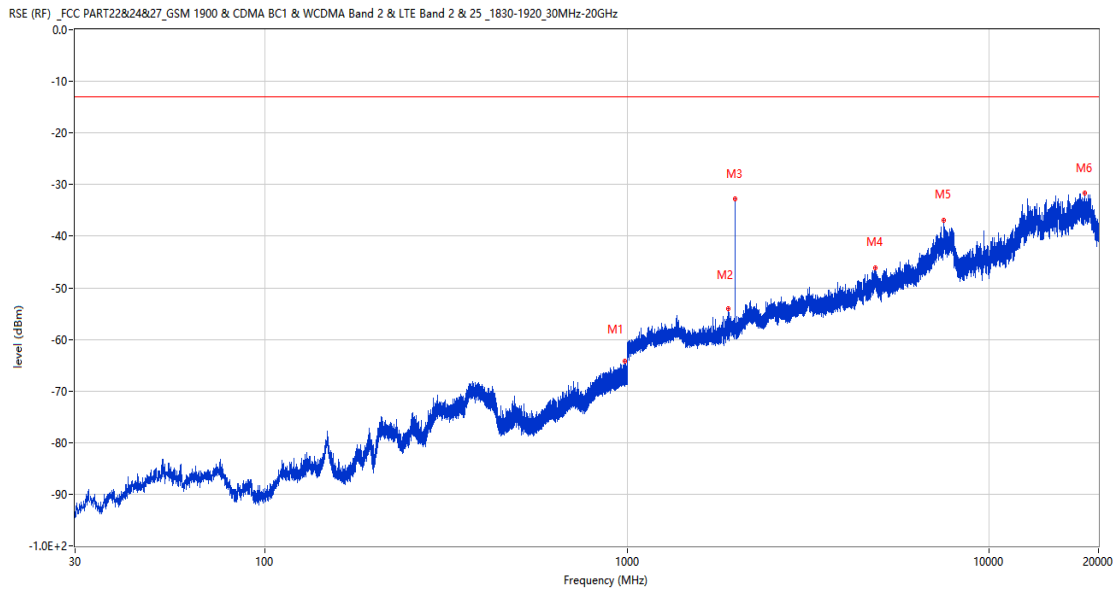
Frequency (MHz)	Result (dBm)	Factor (dB)	Limit (dBm)	Margin (dB)	Table (o)	ANT	EUT	Verdict
976.623	-64.45	3.58	-13.0	51.45	278.00	Horizontal	Horizontal	Pass
1878.500	-49.96	-3.03	-13.0	36.96	59.00	Horizontal	Horizontal	N/A
1960.500	-33.60	-4.42	-13.0	20.60	266.00	Horizontal	Horizontal	N/A
4879.750	-46.53	7.46	-13.0	33.53	70.00	Horizontal	Horizontal	Pass
7494.500	-36.92	16.76	-13.0	23.92	171.00	Horizontal	Horizontal	Pass
18912.137	-31.79	24.04	-13.0	18.79	34.00	Horizontal	Horizontal	Pass

Test Configuration BAND:WCDMA B2 CHANNEL:MID



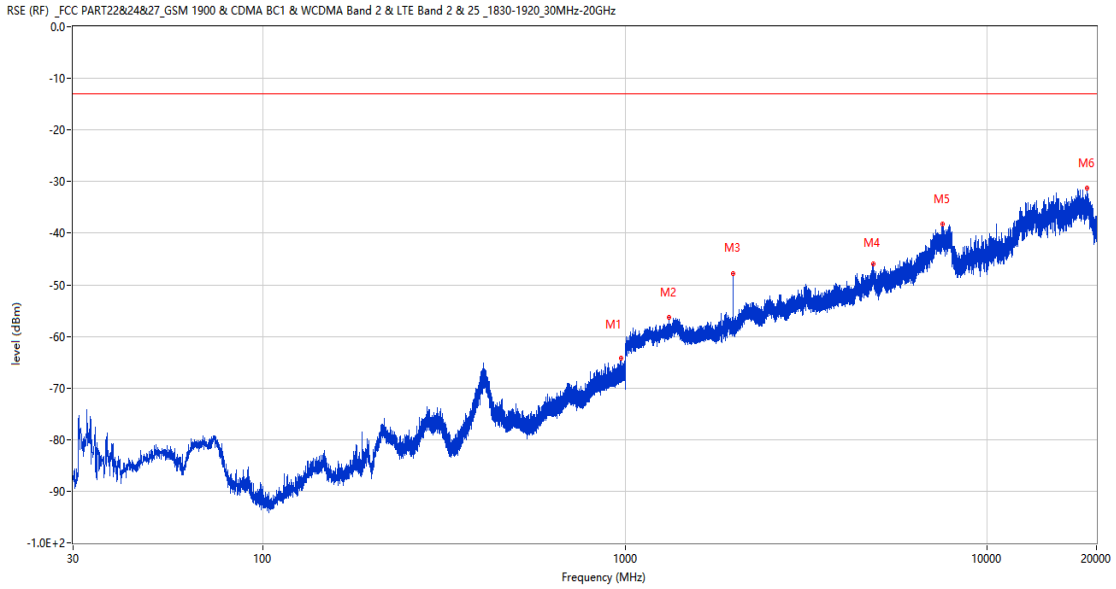
Frequency (MHz)	Result (dBm)	Factor (dB)	Limit (dBm)	Margin (dB)	Table (o)	ANT	EUT	Verdict
421.783	-63.83	-8.89	-13.0	50.83	210.00	Vertical	Horizontal	Pass
1878.400	-55.16	-3.03	-13.0	42.16	283.00	Vertical	Horizontal	N/A
1960.800	-45.87	-4.40	-13.0	32.87	130.00	Vertical	Horizontal	N/A
3599.750	-48.55	5.14	-13.0	35.55	319.00	Vertical	Horizontal	Pass
7538.500	-38.50	16.78	-13.0	25.50	60.00	Vertical	Horizontal	Pass
17894.963	-30.63	25.51	-13.0	17.63	174.00	Vertical	Horizontal	Pass

Test Configuration BAND:WCDMA B2 CHANNEL:HIGH



Frequency (MHz)	Result (dBm)	Factor (dB)	Limit (dBm)	Margin (dB)	Table (o)	ANT	EUT	Verdict
985.014	-64.18	3.81	-13.0	51.18	192.00	Horizontal	Horizontal	Pass
1905.700	-54.11	-2.67	-13.0	41.11	150.00	Horizontal	Horizontal	N/A
1986.800	-32.78	-4.78	-13.0	19.78	272.00	Horizontal	Horizontal	N/A
4832.250	-46.09	7.59	-13.0	33.09	345.00	Horizontal	Horizontal	Pass
7491.750	-36.91	16.78	-13.0	23.91	360.00	Horizontal	Horizontal	Pass
18359.325	-31.65	24.57	-13.0	18.65	226.00	Horizontal	Horizontal	Pass

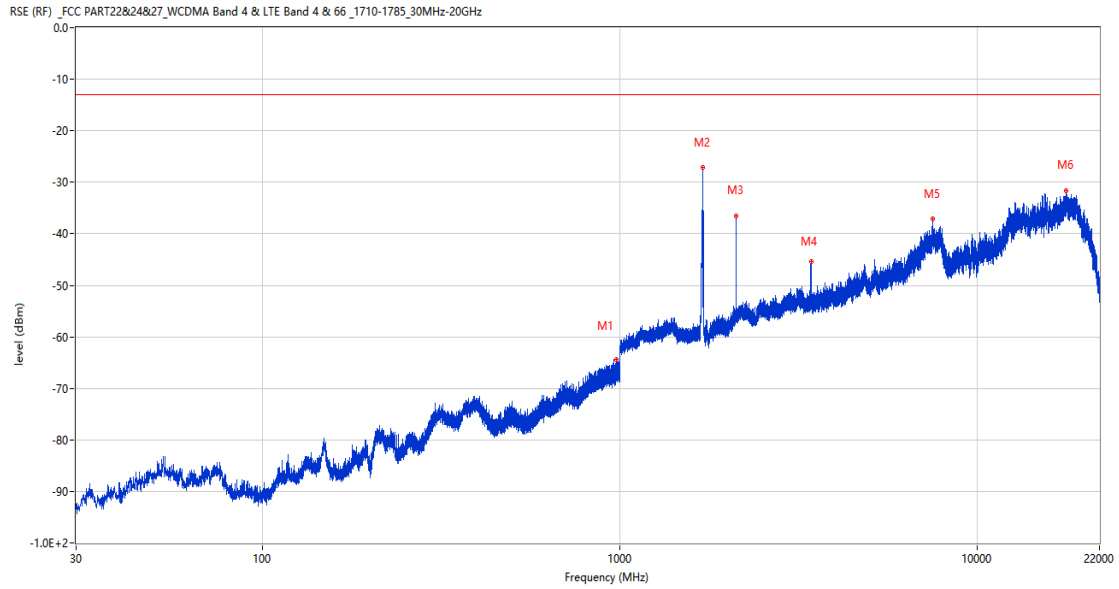
Test Configuration	BAND:WCDMA B2 CHANNEL:HIGH
--------------------	----------------------------



Frequency (MHz)	Result (dBm)	Factor (dB)	Limit (dBm)	Margin (dB)	Table (o)	ANT	EUT	Verdict
975.847	-64.20	3.56	-13.0	51.20	328.00	Vertical	Horizontal	Pass
1325.900	-56.37	-5.00	-13.0	43.37	150.00	Vertical	Horizontal	Pass
1989.300	-47.79	-4.41	-13.0	34.79	132.00	Vertical	Horizontal	N/A
4844.000	-45.92	7.54	-13.0	32.92	135.00	Vertical	Horizontal	Pass
7504.750	-38.28	16.16	-13.0	25.28	5.00	Vertical	Horizontal	Pass
18795.776	-31.34	24.15	-13.0	18.34	348.00	Vertical	Horizontal	Pass

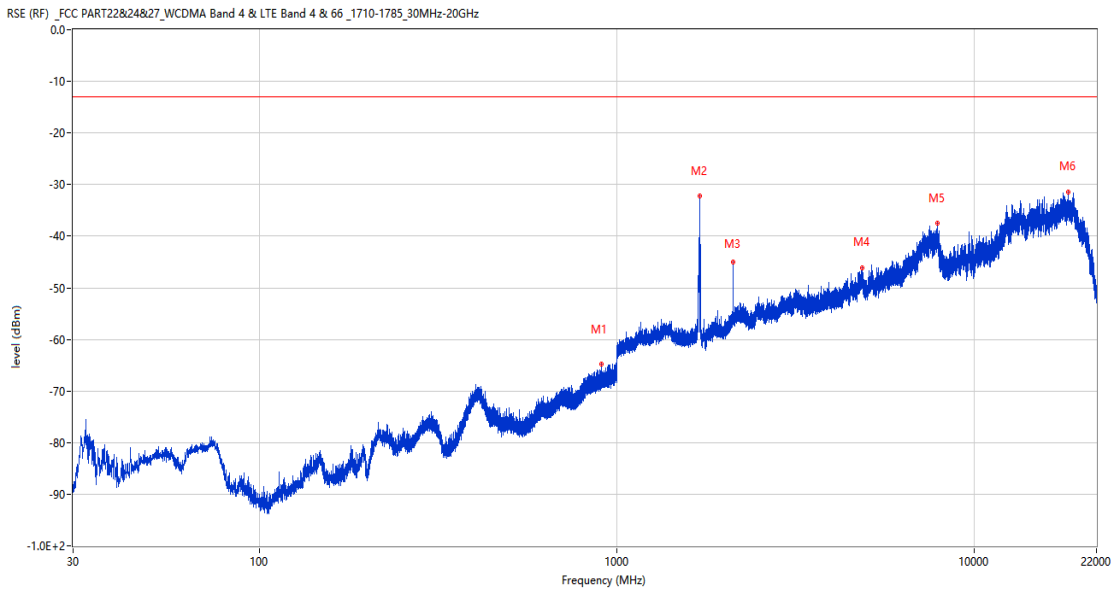
1.5 WCDMA Band 4

Test Configuration	BAND:WCDMA B4 CHANNEL:LOW
--------------------	---------------------------



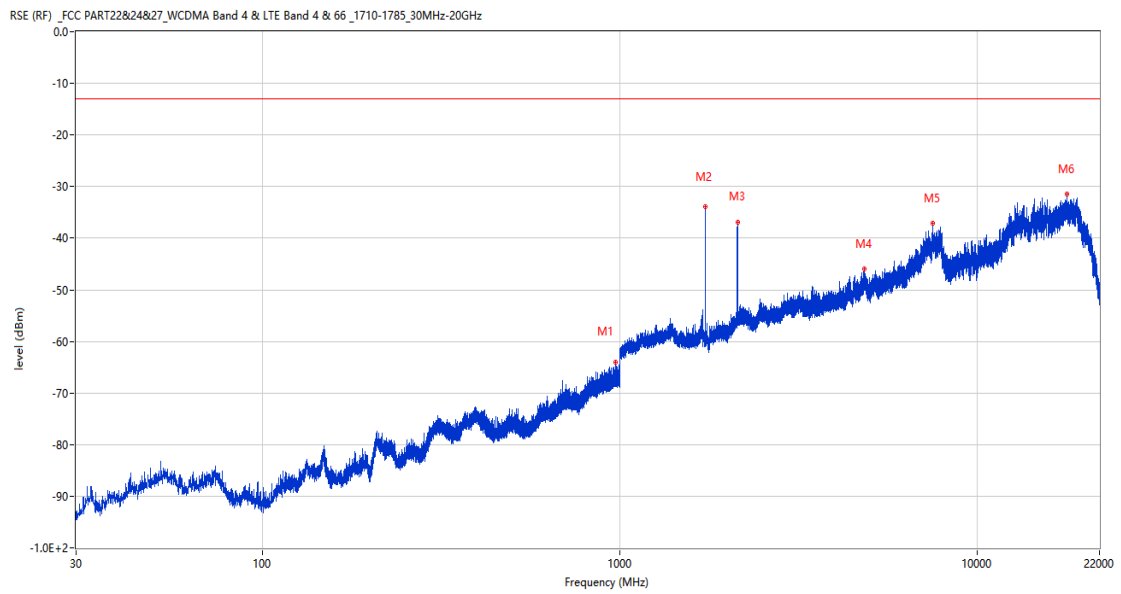
Frequency (MHz)	Result (dBm)	Factor (dB)	Limit (dBm)	Margin (dB)	Table (o)	ANT	EUT	Verdict
977.496	-64.44	3.61	-13.0	51.44	34.00	Horizontal	Horizontal	Pass
1703.500	-27.14	-3.96	-13.0	14.14	205.00	Horizontal	Horizontal	N/A
2112.300	-36.48	-1.66	-13.0	23.48	265.00	Horizontal	Horizontal	N/A
3427.250	-45.39	3.52	-13.0	32.39	136.00	Horizontal	Horizontal	Pass
7502.750	-37.17	16.27	-13.0	24.17	62.00	Horizontal	Horizontal	Pass
17712.163	-31.56	25.43	-13.0	18.56	211.00	Horizontal	Horizontal	Pass

Test Configuration	BAND:WCDMA B4 CHANNEL:LOW
--------------------	---------------------------



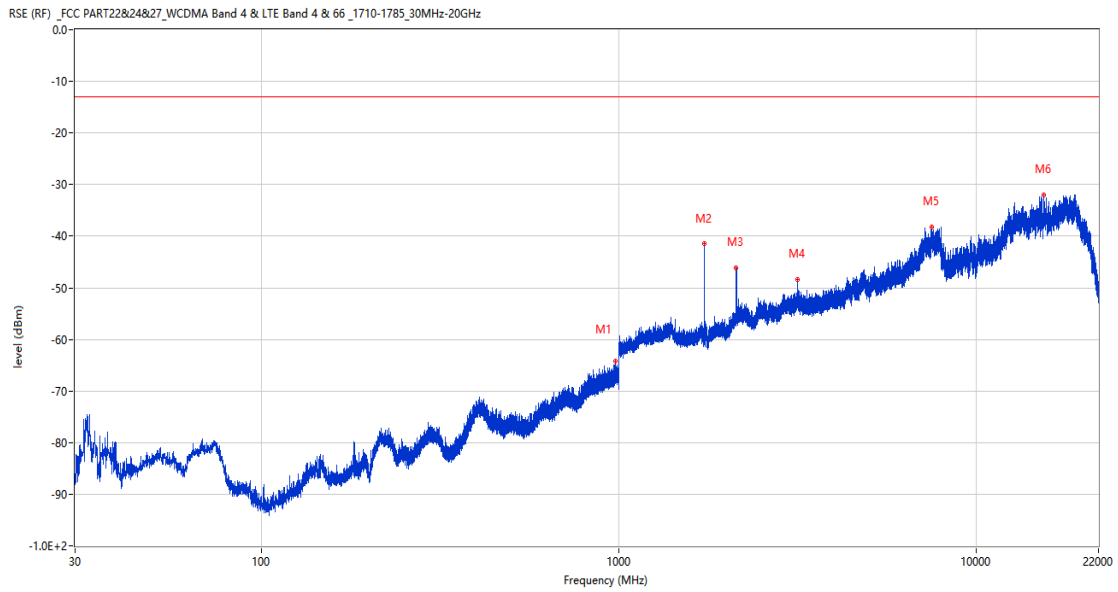
Frequency (MHz)	Result (dBm)	Factor (dB)	Limit (dBm)	Margin (dB)	Table (o)	ANT	EUT	Verdict
904.746	-64.84	2.33	-13.0	51.84	300.00	Vertical	Horizontal	Pass
1702.800	-32.25	-3.96	-13.0	19.25	221.00	Vertical	Horizontal	N/A
2111.000	-45.01	-1.71	-13.0	32.01	134.00	Vertical	Horizontal	N/A
4851.000	-46.09	7.66	-13.0	33.09	122.00	Vertical	Horizontal	Pass
7877.000	-37.52	17.15	-13.0	24.52	280.00	Vertical	Horizontal	Pass
18350.875	-31.43	24.58	-13.0	18.43	227.00	Vertical	Horizontal	Pass

Test Configuration	BAND:WCDMA B4 CHANNEL:MID
--------------------	---------------------------



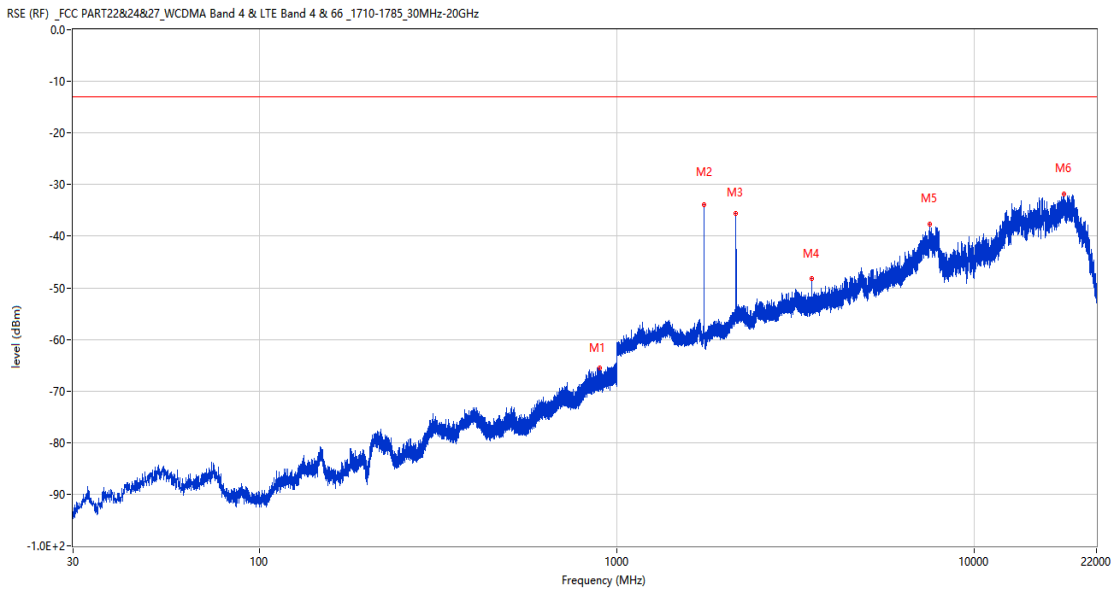
Frequency (MHz)	Result (dBm)	Factor (dB)	Limit (dBm)	Margin (dB)	Table (o)	ANT	EUT	Verdict
969.687	-64.02	3.38	-13.0	51.02	289.00	Horizontal	Horizontal	Pass
1733.900	-33.98	-4.08	-13.0	20.98	59.00	Horizontal	Horizontal	N/A
2133.200	-36.83	-1.51	-13.0	23.83	265.00	Horizontal	Horizontal	N/A
4827.750	-46.03	7.64	-13.0	33.03	20.00	Horizontal	Horizontal	Pass
7490.250	-37.15	16.82	-13.0	24.15	39.00	Horizontal	Horizontal	Pass
17804.200	-31.48	26.42	-13.0	18.48	213.00	Horizontal	Horizontal	Pass

Test Configuration	BAND:WCDMA B4 CHANNEL:MID
--------------------	---------------------------



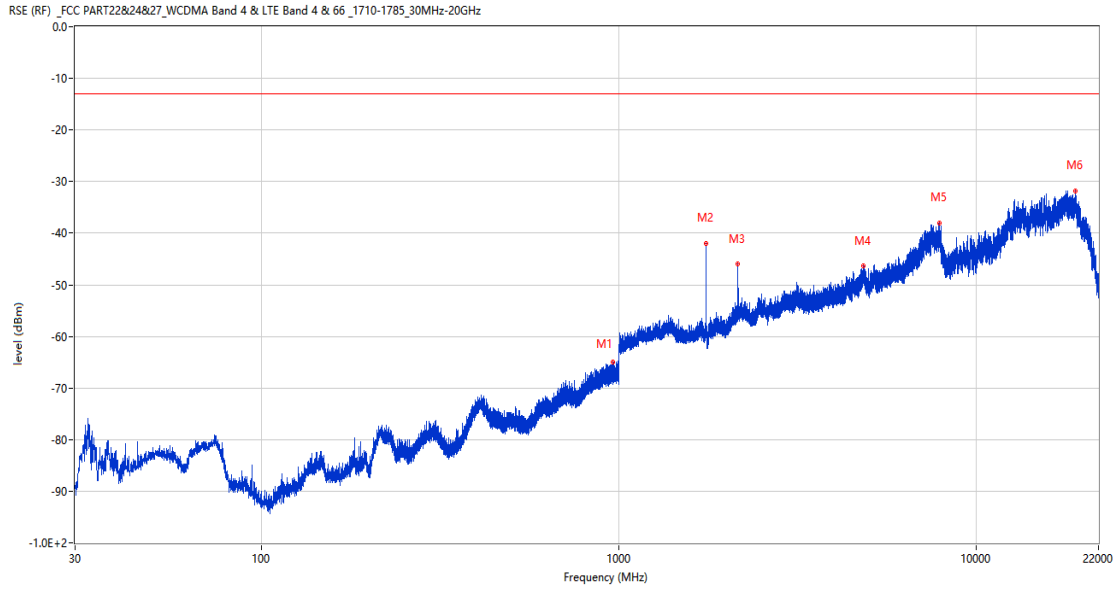
Frequency (MHz)	Result (dBm)	Factor (dB)	Limit (dBm)	Margin (dB)	Table (o)	ANT	EUT	Verdict
979.630	-64.28	3.65	-13.0	51.28	184.00	Vertical	Horizontal	Pass
1733.900	-41.46	-4.08	-13.0	28.46	113.00	Vertical	Horizontal	N/A
2131.300	-46.09	-1.64	-13.0	33.09	123.00	Vertical	Horizontal	N/A
3160.000	-48.34	5.08	-13.0	35.34	109.00	Vertical	Horizontal	Pass
7505.750	-38.20	16.11	-13.0	25.20	99.00	Vertical	Horizontal	Pass
15502.338	-32.07	24.37	-13.0	19.07	0.00	Vertical	Horizontal	Pass

Test Configuration	BAND:WCDMA B4 CHANNEL:HIGH
--------------------	----------------------------



Frequency (MHz)	Result (dBm)	Factor (dB)	Limit (dBm)	Margin (dB)	Table (o)	ANT	EUT	Verdict
892.233	-65.58	2.22	-13.0	52.58	0.00	Horizontal	Horizontal	Pass
1753.600	-33.96	-4.18	-13.0	20.96	155.00	Horizontal	Horizontal	N/A
2152.900	-35.60	-1.20	-13.0	22.60	261.00	Horizontal	Horizontal	N/A
3503.500	-48.23	3.45	-13.0	35.23	163.00	Horizontal	Horizontal	Pass
7493.750	-37.60	16.75	-13.0	24.60	350.00	Horizontal	Horizontal	Pass
17794.488	-31.78	26.40	-13.0	18.78	148.00	Horizontal	Horizontal	Pass

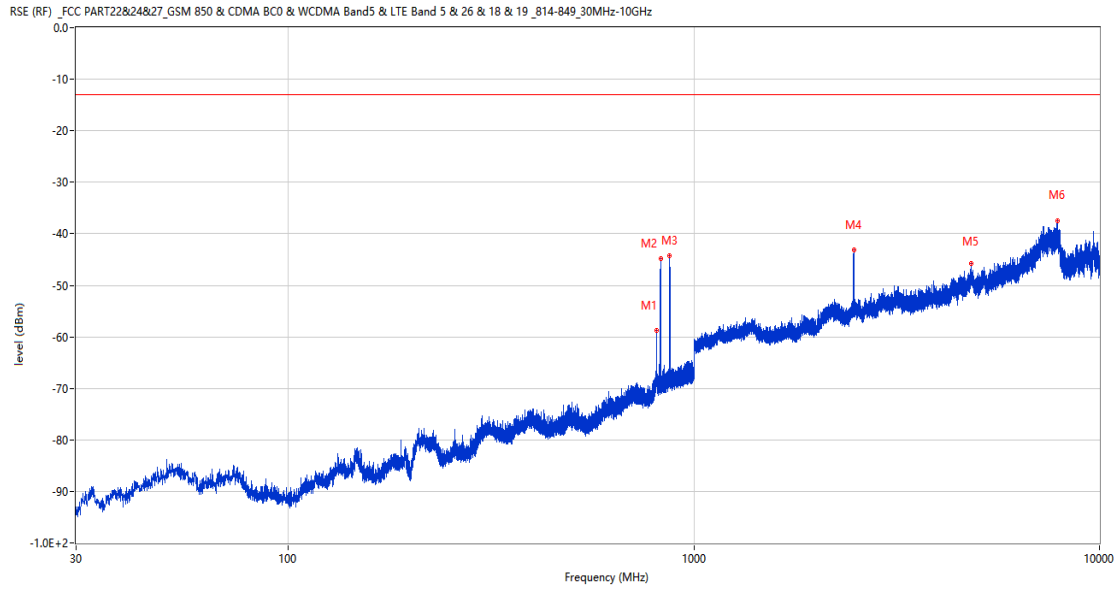
Test Configuration	BAND:WCDMA B4 CHANNEL:HIGH
--------------------	----------------------------



Frequency (MHz)	Result (dBm)	Factor (dB)	Limit (dBm)	Margin (dB)	Table (o)	ANT	EUT	Verdict
961.394	-65.02	3.14	-13.0	52.02	60.00	Vertical	Horizontal	Pass
1753.700	-41.95	-4.18	-13.0	28.95	260.00	Vertical	Horizontal	N/A
2151.700	-46.02	-1.23	-13.0	33.02	111.00	Vertical	Horizontal	N/A
4826.000	-46.36	7.66	-13.0	33.36	178.00	Vertical	Horizontal	Pass
7874.750	-38.05	17.10	-13.0	25.05	123.00	Vertical	Horizontal	Pass
19004.850	-31.77	23.96	-13.0	18.77	325.00	Vertical	Horizontal	Pass

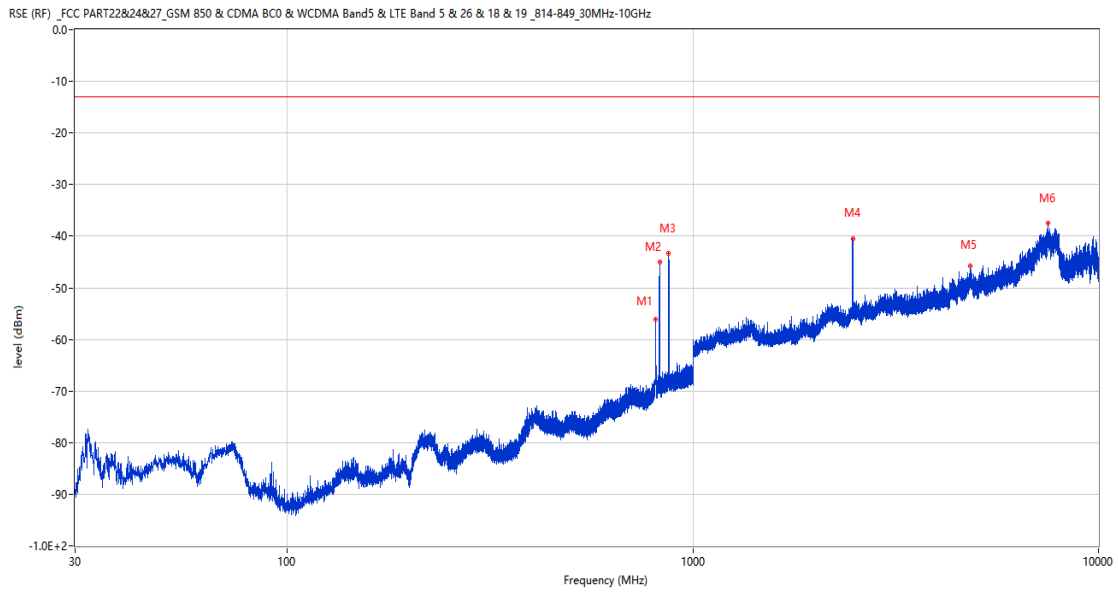
1.6 WCDMA Band 5

Test Configuration	BAND:WCDMA B5 CHANNEL:LOW
--------------------	---------------------------



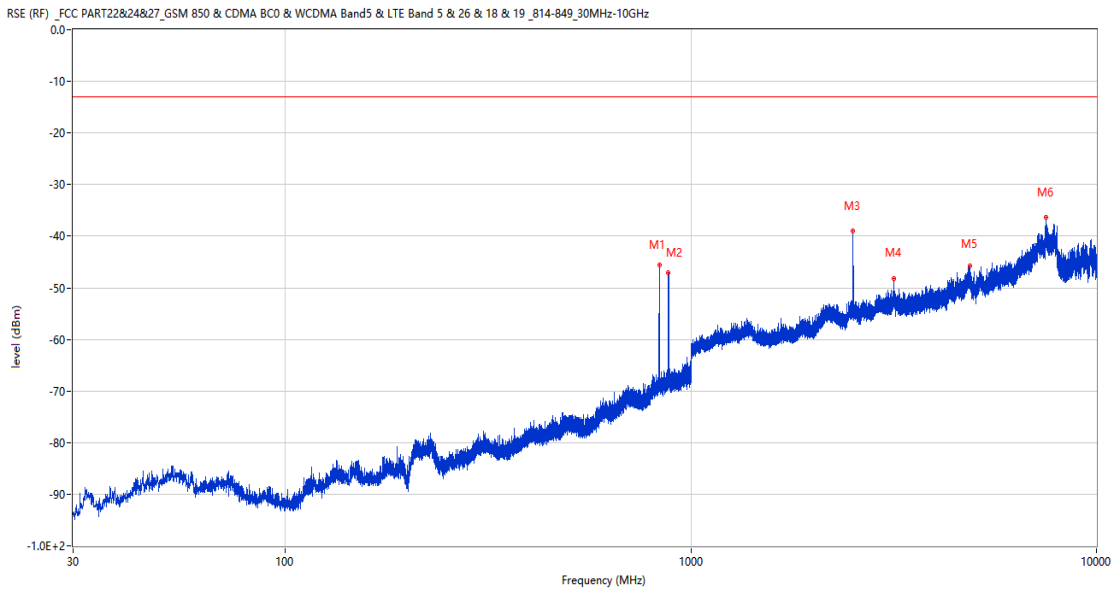
Frequency (MHz)	Result (dBm)	Factor (dB)	Limit (dBm)	Margin (dB)	Table (o)	ANT	EUT	Verdict
809.055	-58.69	1.32	-13.0	45.69	0.00	Horizontal	Horizontal	Pass
827.777	-44.81	2.03	-13.0	31.81	354.00	Horizontal	Horizontal	N/A
872.300	-44.27	2.17	-13.0	31.27	204.00	Horizontal	Horizontal	N/A
2481.800	-43.20	0.42	-13.0	30.20	77.00	Horizontal	Horizontal	Pass
4828.500	-45.80	7.62	-13.0	32.80	146.00	Horizontal	Horizontal	Pass
7866.500	-37.46	16.95	-13.0	24.46	164.00	Horizontal	Horizontal	Pass

Test Configuration BAND:WCDMA B5 CHANNEL:LOW



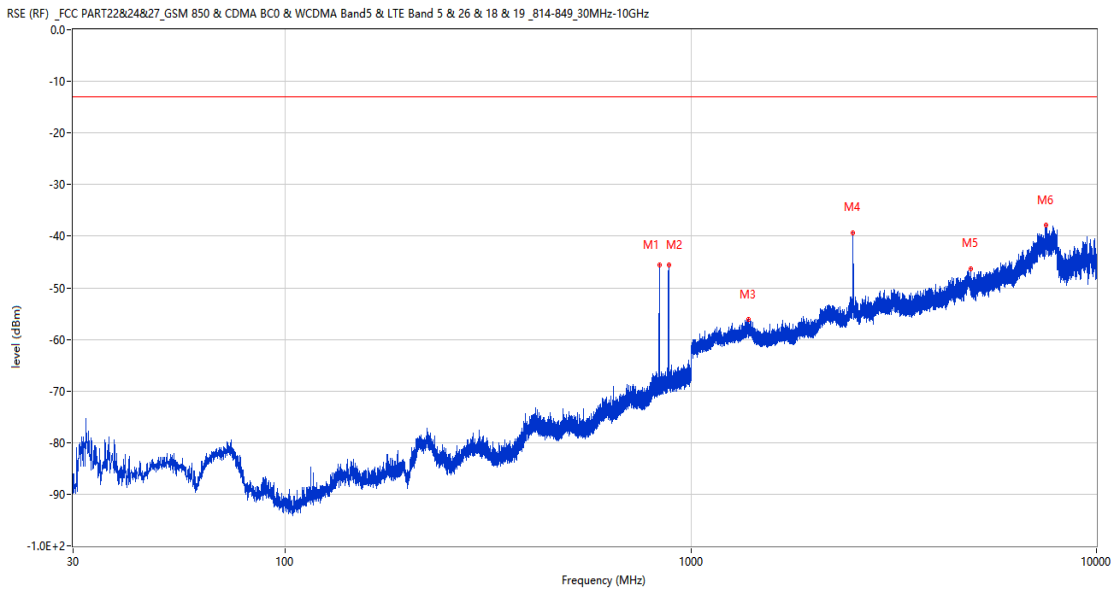
Frequency (MHz)	Result (dBm)	Factor (dB)	Limit (dBm)	Margin (dB)	Table (o)	ANT	EUT	Verdict
809.541	-56.17	1.35	-13.0	43.17	172.00	Vertical	Horizontal	Pass
827.825	-45.09	2.03	-13.0	32.09	131.00	Vertical	Horizontal	N/A
872.445	-43.33	2.18	-13.0	30.33	140.00	Vertical	Horizontal	N/A
2479.200	-40.47	0.45	-13.0	27.47	164.00	Vertical	Horizontal	Pass
4827.750	-45.68	7.64	-13.0	32.68	77.00	Vertical	Horizontal	Pass
7493.750	-37.50	16.75	-13.0	24.50	87.00	Vertical	Horizontal	Pass

Test Configuration | BAND:WCDMA B5 CHANNEL:MID



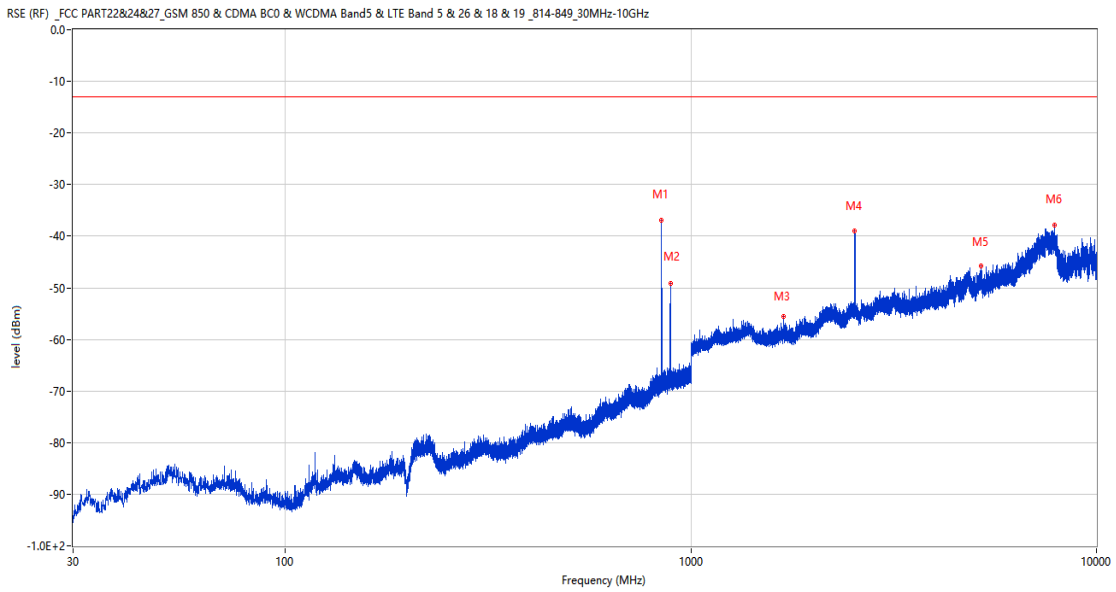
Frequency (MHz)	Result (dBm)	Factor (dB)	Limit (dBm)	Margin (dB)	Table (o)	ANT	EUT	Verdict
837.282	-45.65	2.22	-13.0	32.65	349.00	Horizontal	Horizontal	N/A
879.962	-47.13	2.45	-13.0	34.13	191.00	Horizontal	Horizontal	N/A
2505.500	-39.05	0.34	-13.0	26.05	135.00	Horizontal	Horizontal	Pass
3168.500	-48.16	5.58	-13.0	35.16	54.00	Horizontal	Horizontal	Pass
4864.250	-45.80	7.84	-13.0	32.80	327.00	Horizontal	Horizontal	Pass
7497.500	-36.41	16.58	-13.0	23.41	1.00	Horizontal	Horizontal	Pass

Test Configuration	BAND:WCDMA B5 CHANNEL:MID
--------------------	---------------------------



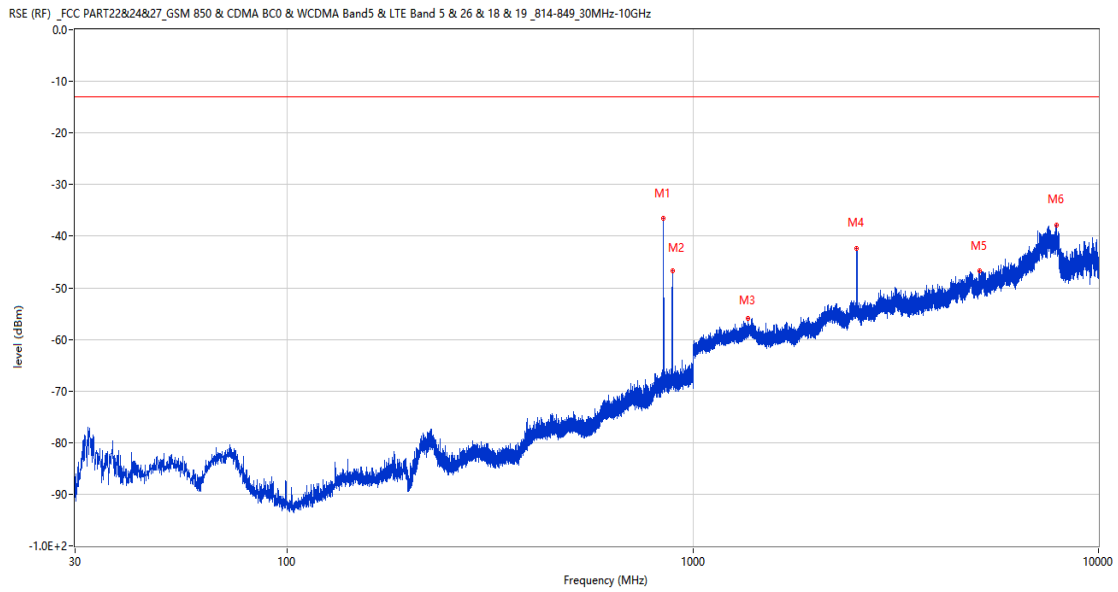
Frequency (MHz)	Result (dBm)	Factor (dB)	Limit (dBm)	Margin (dB)	Table (o)	ANT	EUT	Verdict
837.089	-45.54	2.22	-13.0	32.54	73.00	Vertical	Horizontal	N/A
881.708	-45.67	2.45	-13.0	32.67	123.00	Vertical	Horizontal	N/A
1386.000	-56.18	-3.92	-13.0	43.18	239.00	Vertical	Horizontal	Pass
2507.000	-39.33	0.30	-13.0	26.33	50.00	Vertical	Horizontal	Pass
4895.500	-46.31	7.15	-13.0	33.31	0.00	Vertical	Horizontal	Pass
7501.000	-37.92	16.40	-13.0	24.92	0.00	Vertical	Horizontal	Pass

Test Configuration | BAND:WCDMA B5 CHANNEL:HIGH



Frequency (MHz)	Result (dBm)	Factor (dB)	Limit (dBm)	Margin (dB)	Table (o)	ANT	EUT	Verdict
846.206	-36.84	2.37	-13.0	23.84	360.00	Horizontal	Horizontal	N/A
890.778	-49.23	2.32	-13.0	36.23	311.00	Horizontal	Horizontal	N/A
1694.500	-55.55	-5.35	-13.0	42.55	60.00	Horizontal	Horizontal	Pass
2537.200	-39.03	-0.00	-13.0	26.03	146.00	Horizontal	Horizontal	Pass
5182.000	-45.75	8.41	-13.0	32.75	179.00	Horizontal	Horizontal	Pass
7866.000	-37.78	16.92	-13.0	24.78	152.00	Horizontal	Horizontal	Pass

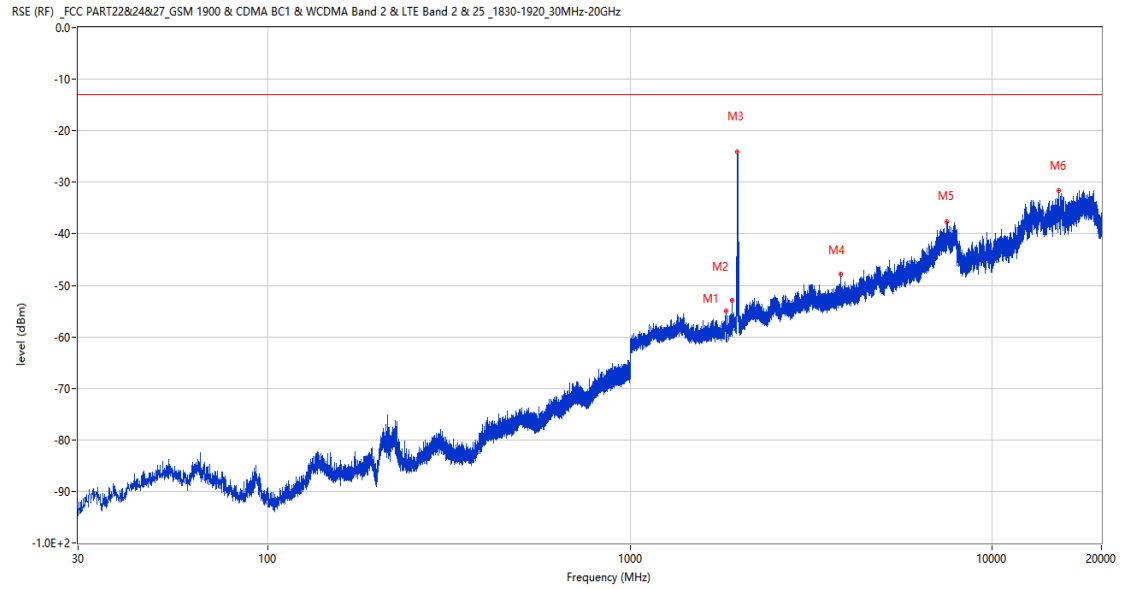
Test Configuration BAND:WCDMA B5 CHANNEL:HIGH



Frequency (MHz)	Result (dBm)	Factor (dB)	Limit (dBm)	Margin (dB)	Table (o)	ANT	EUT	Verdict
846.643	-36.61	2.37	-13.0	23.61	50.00	Vertical	Horizontal	N/A
892.864	-46.63	2.26	-13.0	33.63	167.00	Vertical	Horizontal	N/A
1369.000	-55.97	-4.23	-13.0	42.97	360.00	Vertical	Horizontal	Pass
2536.800	-42.30	-0.01	-13.0	29.30	107.00	Vertical	Horizontal	Pass
5088.250	-46.74	7.99	-13.0	33.74	234.00	Vertical	Horizontal	Pass
7866.000	-37.78	16.92	-13.0	24.78	64.00	Vertical	Horizontal	Pass

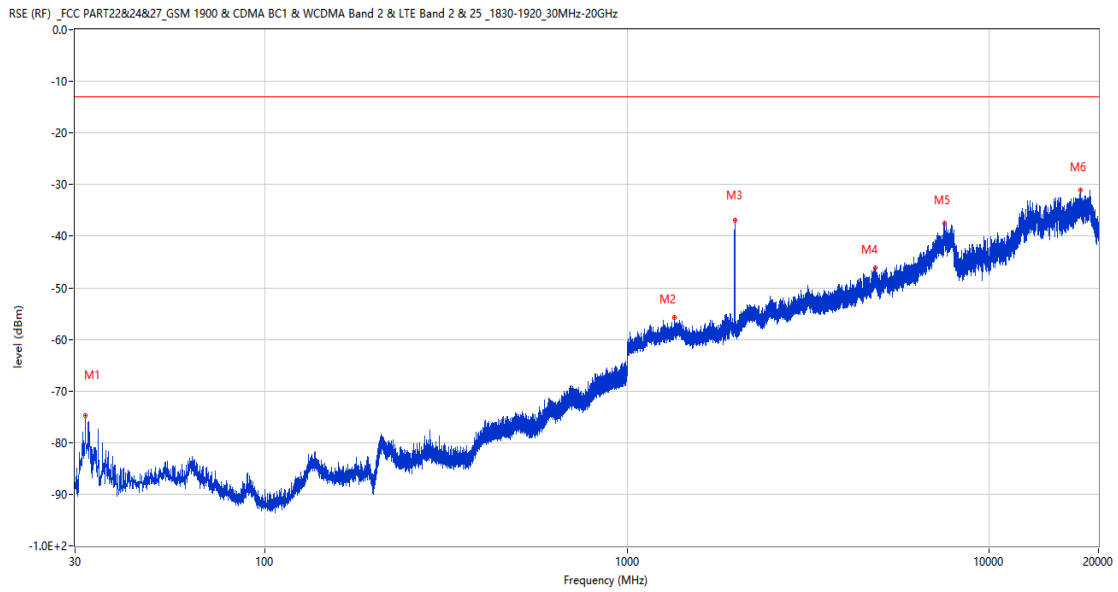
2. LTE
INPAQ
2.1 LTE Band 2/25

Test Configuration	BAND:LTE B2/25 CHANNEL:HIGH BW:15
--------------------	-----------------------------------



Frequency (MHz)	Result (dBm)	Factor (dB)	Limit (dBm)	Margin (dB)	Table (o)	ANT	EUT	Verdict
1840.600	-55.00	-3.78	-13.0	42.00	246.00	Horizontal	Horizontal	Pass
1909.200	-53.00	-2.68	-13.0	40.00	31.00	Horizontal	Horizontal	N/A
1980.700	-24.15	-4.46	-13.0	11.15	270.00	Horizontal	Horizontal	N/A
3818.500	-47.89	5.24	-13.0	34.89	131.00	Horizontal	Horizontal	Pass
7488.250	-37.57	16.80	-13.0	24.57	204.00	Horizontal	Horizontal	Pass
15218.987	-31.71	24.27	-13.0	18.71	48.00	Horizontal	Horizontal	Pass

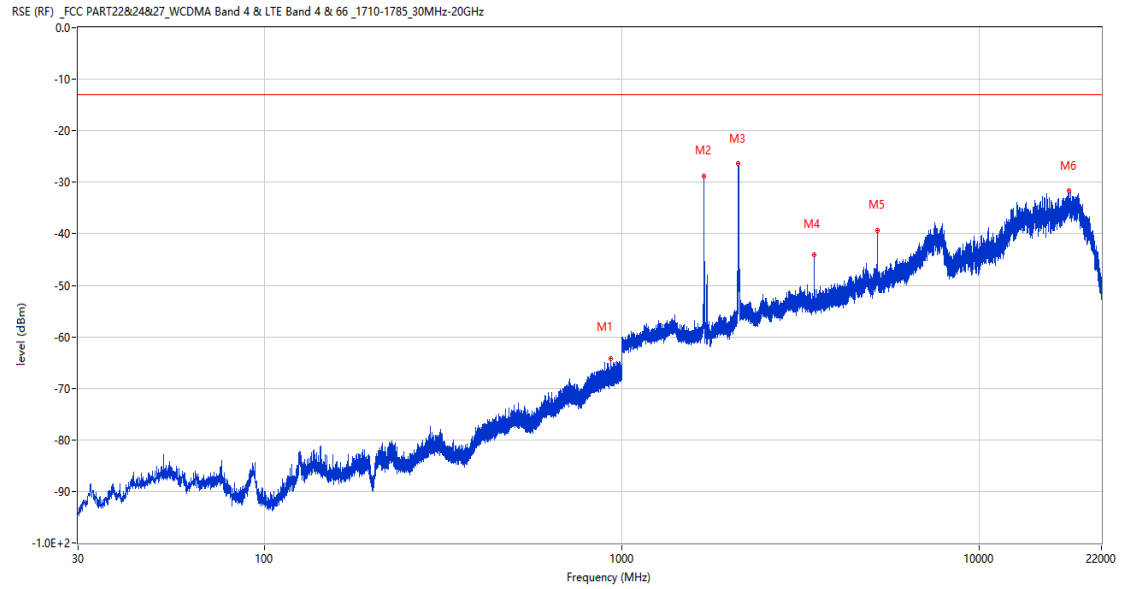
Test Configuration	BAND:LTE B2/25 CHANNEL:HIGH BW:15
--------------------	-----------------------------------



Frequency (MHz)	Result (dBm)	Factor (dB)	Limit (dBm)	Margin (dB)	Table (o)	ANT	EUT	Verdict
32.037	-74.82	-20.40	-13.0	61.82	325.00	Vertical	Horizontal	Pass
1352.900	-55.66	-4.39	-13.0	42.66	21.00	Vertical	Horizontal	Pass
1988.600	-36.95	-4.50	-13.0	23.95	165.00	Vertical	Horizontal	N/A
4835.000	-46.13	7.63	-13.0	33.13	191.00	Vertical	Horizontal	Pass
7511.500	-37.44	15.82	-13.0	24.44	237.00	Vertical	Horizontal	Pass
17801.437	-31.01	26.45	-13.0	18.01	199.00	Vertical	Horizontal	Pass

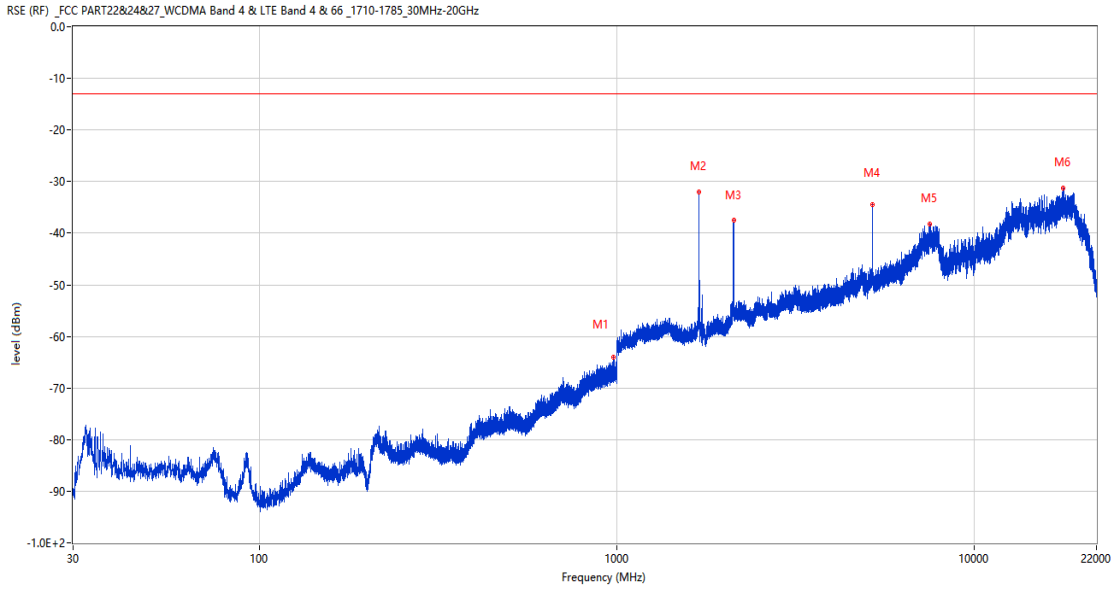
2.2 LTE Band 4/66

Test Configuration	BAND:LTE B4/66 CHANNEL:LOW BW:20
--------------------	----------------------------------



Frequency (MHz)	Result (dBm)	Factor (dB)	Limit (dBm)	Margin (dB)	Table (o)	ANT	EUT	Verdict
929.335	-64.30	2.58	-13.0	51.30	217.00	Horizontal	Horizontal	Pass
1693.500	-28.75	-4.87	-13.0	15.75	52.00	Horizontal	Horizontal	N/A
2116.700	-26.43	-1.85	-13.0	13.43	271.00	Horizontal	Horizontal	N/A
3458.000	-44.00	3.67	-13.0	31.00	89.00	Horizontal	Horizontal	Pass
5187.000	-39.33	8.60	-13.0	26.33	89.00	Horizontal	Horizontal	Pass
17801.425	-31.66	26.45	-13.0	18.66	34.00	Horizontal	Horizontal	Pass

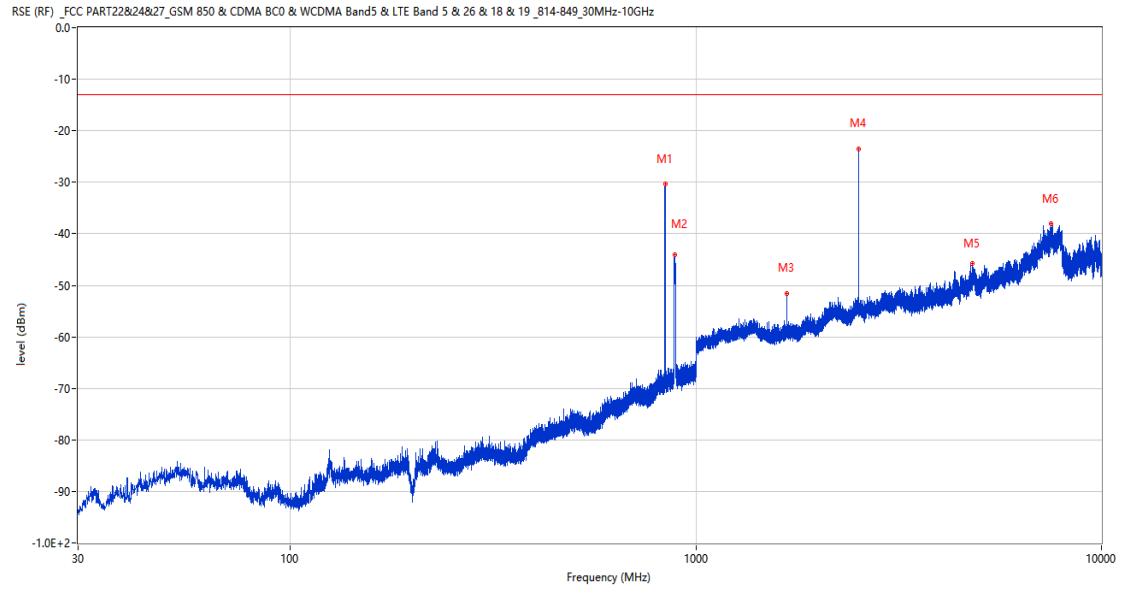
Test Configuration BAND:LTE B4/66 CHANNEL:LOW BW:20



Frequency (MHz)	Result (dBm)	Factor (dB)	Limit (dBm)	Margin (dB)	Table (o)	ANT	EUT	Verdict
975.604	-64.00	3.56	-13.0	51.00	203.00	Vertical	Horizontal	Pass
1693.500	-31.92	-4.87	-13.0	18.92	326.00	Vertical	Horizontal	N/A
2125.500	-37.44	-1.92	-13.0	24.44	131.00	Vertical	Horizontal	N/A
5187.000	-34.41	8.60	-13.0	21.41	30.00	Vertical	Horizontal	Pass
7493.000	-38.18	16.74	-13.0	25.18	49.00	Vertical	Horizontal	Pass
17766.738	-31.19	26.03	-13.0	18.19	121.00	Vertical	Horizontal	Pass

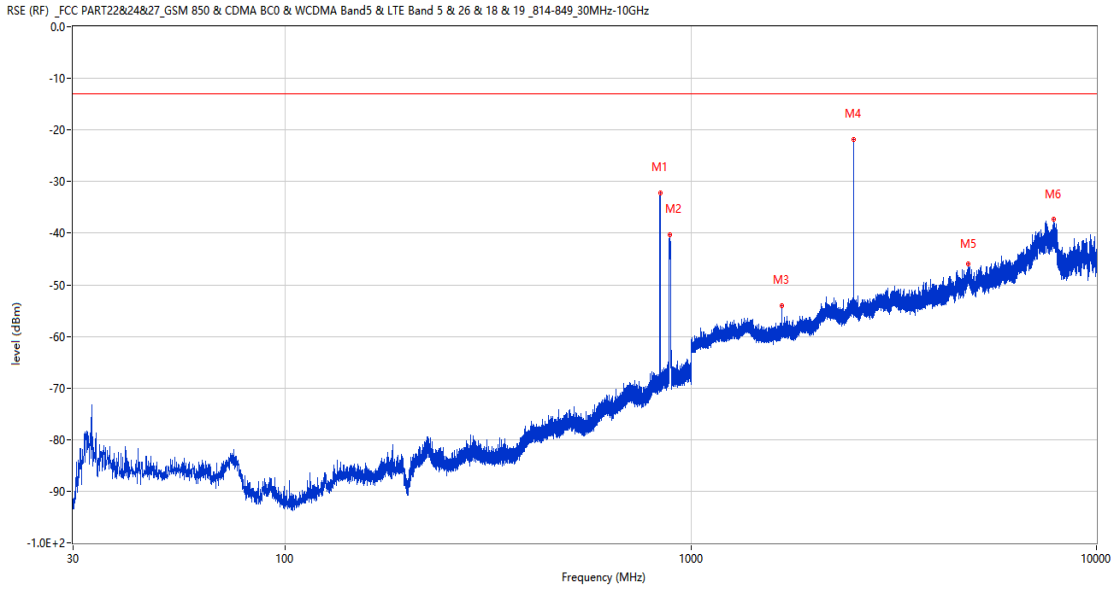
2.3 LTE Band 5/26(824 MHz ~ 849 MHz)

Test Configuration	BAND:LTE B5/26(824 MHz ~ 849 MHz) CHANNEL:HIGH BW:10
--------------------	--



Frequency (MHz)	Result (dBm)	Factor (dB)	Limit (dBm)	Margin (dB)	Table (o)	ANT	EUT	Verdict
839.610	-30.38	2.27	-13.0	17.38	359.00	Horizontal	Horizontal	N/A
886.558	-44.01	2.32	-13.0	31.01	193.00	Horizontal	Horizontal	N/A
1679.500	-51.52	-5.33	-13.0	38.52	53.00	Horizontal	Horizontal	Pass
2519.000	-23.48	0.27	-13.0	10.48	140.00	Horizontal	Horizontal	Pass
4809.750	-45.73	8.00	-13.0	32.73	253.00	Horizontal	Horizontal	Pass
7510.000	-38.06	15.86	-13.0	25.06	97.00	Horizontal	Horizontal	Pass

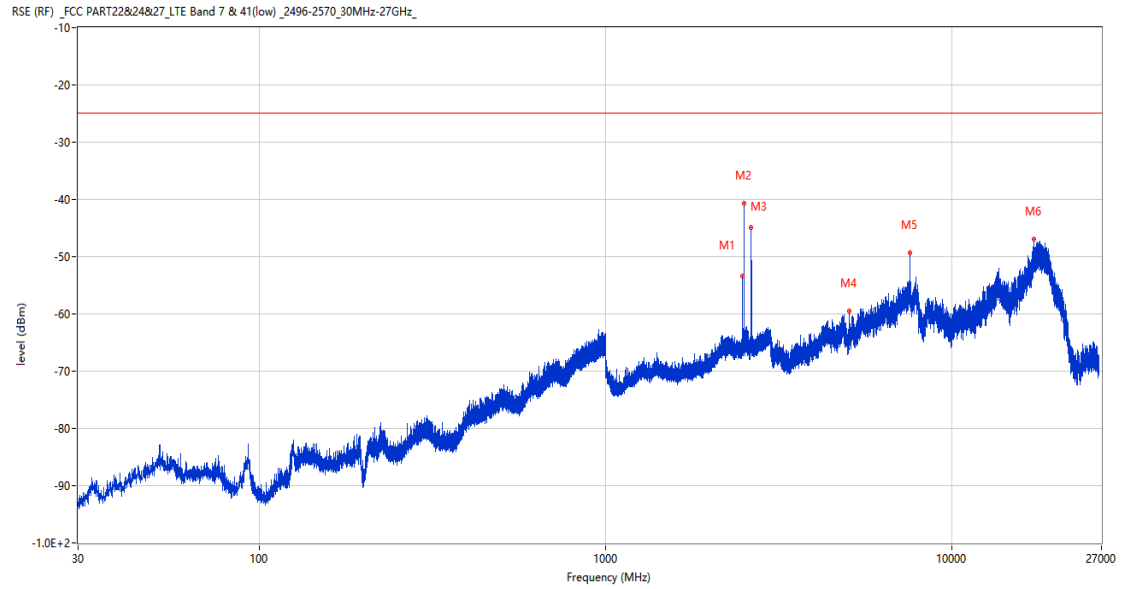
Test Configuration BAND:LTE B5/26(824 MHz ~ 849 MHz) CHANNEL:HIGH BW:10



Frequency (MHz)	Result (dBm)	Factor (dB)	Limit (dBm)	Margin (dB)	Table (o)	ANT	EUT	Verdict
839.562	-32.13	2.27	-13.0	19.13	164.00	Vertical	Horizontal	N/A
887.577	-40.27	2.32	-13.0	27.27	141.00	Vertical	Horizontal	N/A
1679.400	-53.98	-5.32	-13.0	40.98	301.00	Vertical	Horizontal	Pass
2519.000	-21.82	0.27	-13.0	8.82	163.00	Vertical	Horizontal	Pass
4833.250	-45.95	7.61	-13.0	32.95	23.00	Vertical	Horizontal	Pass
7853.500	-37.37	16.23	-13.0	24.37	290.00	Vertical	Horizontal	Pass

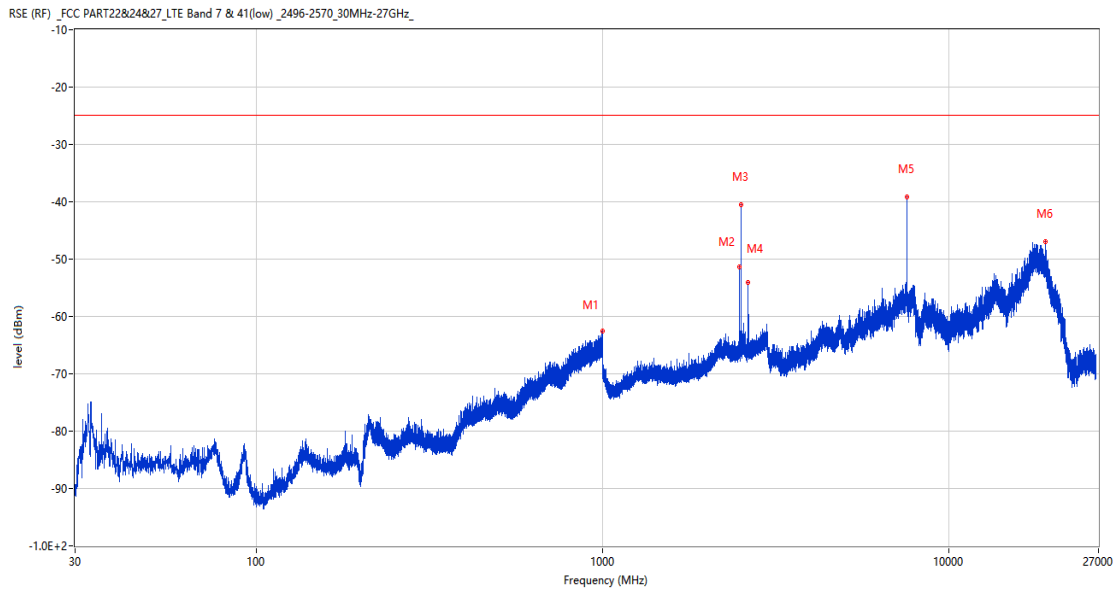
2.4 LTE Band 7

Test Configuration	BAND:LTE B7 CHANNEL:LOW BW:15
--------------------	-------------------------------



Frequency (MHz)	Result (dBm)	Factor (dB)	Limit (dBm)	Margin (dB)	Table (o)	ANT	EUT	Verdict
2488.000	-53.47	-10.18	-25.0	28.47	139.00	Horizontal	Horizontal	N/A
2514.400	-40.70	-9.69	-25.0	15.70	173.00	Horizontal	Horizontal	N/A
2632.500	-44.87	-11.07	-25.0	19.87	236.00	Horizontal	Horizontal	N/A
5053.750	-59.42	-5.66	-25.0	34.42	244.00	Horizontal	Horizontal	Pass
7542.750	-49.34	0.83	-25.0	24.34	22.00	Horizontal	Horizontal	Pass
17205.938	-47.00	9.42	-25.0	22.00	121.00	Horizontal	Horizontal	Pass

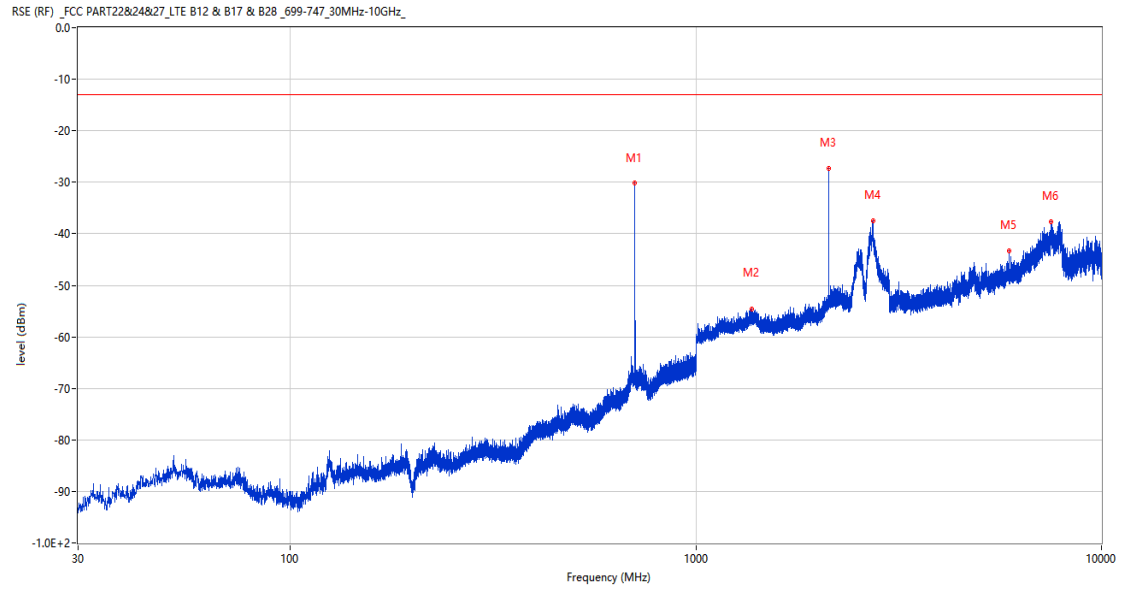
Test Configuration BAND:LTE B7 CHANNEL:LOW BW:15



Frequency (MHz)	Result (dBm)	Factor (dB)	Limit (dBm)	Margin (dB)	Table (o)	ANT	EUT	Verdict
999.951	-62.52	5.60	-25.0	37.52	117.00	Vertical	Horizontal	Pass
2487.700	-51.37	-10.33	-25.0	26.37	266.00	Vertical	Horizontal	N/A
2514.400	-40.58	-9.69	-25.0	15.58	342.00	Vertical	Horizontal	N/A
2629.100	-54.14	-11.07	-25.0	29.14	272.00	Vertical	Horizontal	N/A
7542.500	-39.20	0.84	-25.0	14.20	336.00	Vertical	Horizontal	Pass
18936.699	-47.02	7.80	-25.0	22.02	150.00	Vertical	Horizontal	Pass

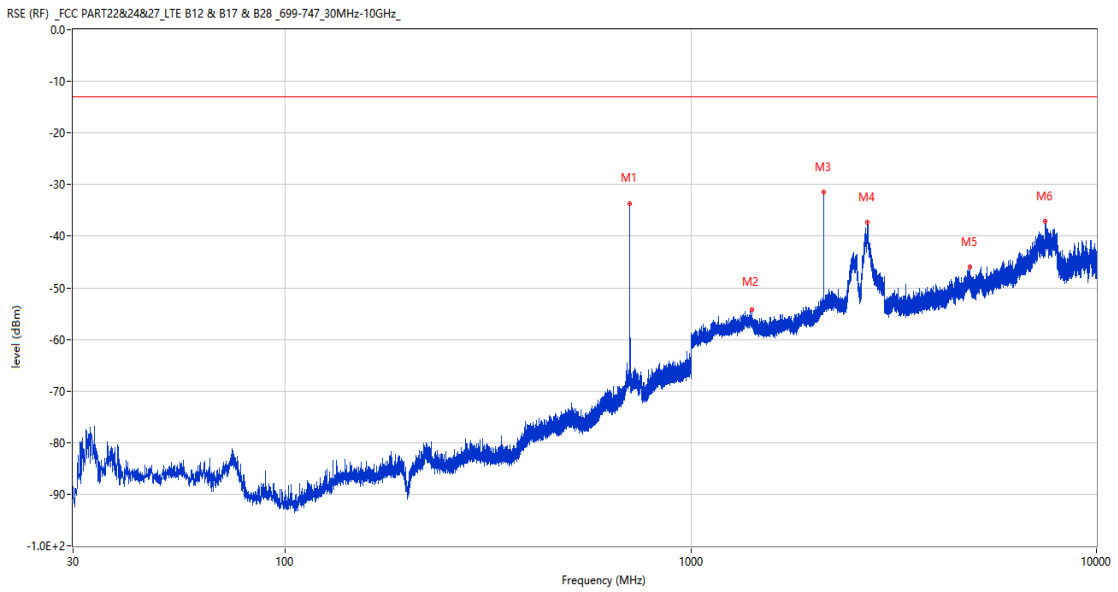
2.5 LTE Band 12/17

Test Configuration	BAND:LTE B12/17 CHANNEL:MID BW:5
--------------------	----------------------------------



Frequency (MHz)	Result (dBm)	Factor (dB)	Limit (dBm)	Margin (dB)	Table (o)	ANT	EUT	Verdict
707.642	-30.17	3.20	-13.0	17.17	353.00	Horizontal	Horizontal	N/A
1372.700	-54.68	-2.40	-13.0	41.68	101.00	Horizontal	Horizontal	Pass
2123.400	-27.32	0.65	-13.0	14.32	25.00	Horizontal	Horizontal	Pass
2733.400	-37.52	19.20	-13.0	24.52	165.00	Horizontal	Horizontal	Pass
5919.250	-43.37	8.69	-13.0	30.37	335.00	Horizontal	Horizontal	Pass
7523.500	-37.64	16.12	-13.0	24.64	151.00	Horizontal	Horizontal	Pass

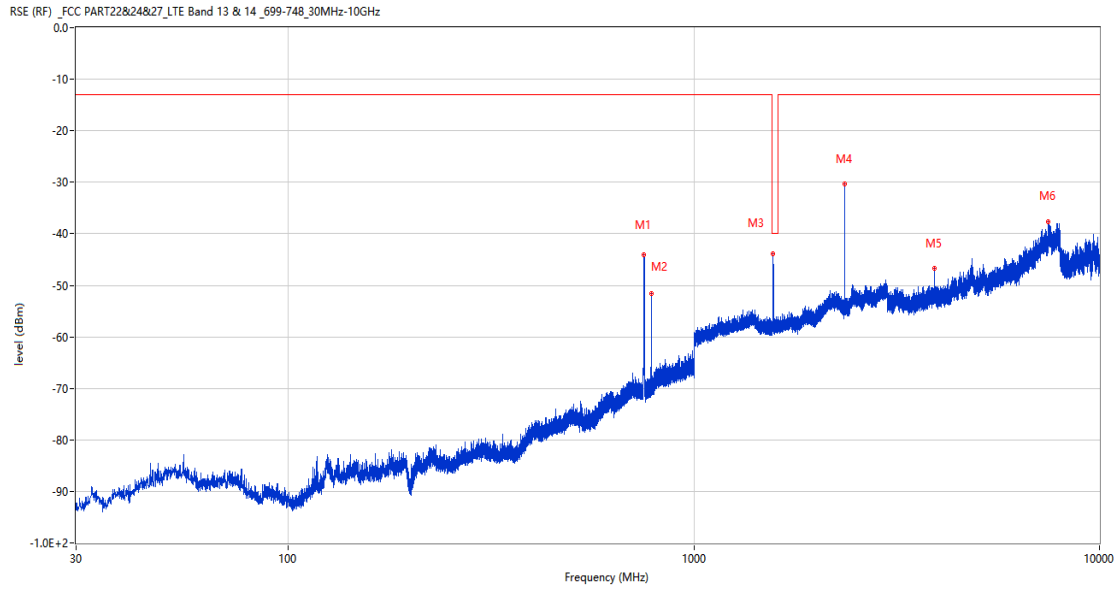
Test Configuration | BAND:LTE B12/17 CHANNEL:MID BW:5



Frequency (MHz)	Result (dBm)	Factor (dB)	Limit (dBm)	Margin (dB)	Table (o)	ANT	EUT	Verdict
707.642	-33.68	3.20	-13.0	20.68	112.00	Vertical	Horizontal	N/A
1415.600	-54.29	-2.86	-13.0	41.29	125.00	Vertical	Horizontal	Pass
2123.300	-31.50	0.64	-13.0	18.50	84.00	Vertical	Horizontal	Pass
2729.000	-37.37	19.36	-13.0	24.37	165.00	Vertical	Horizontal	Pass
4875.000	-45.99	7.52	-13.0	32.99	235.00	Vertical	Horizontal	Pass
7489.750	-37.18	16.82	-13.0	24.18	143.00	Vertical	Horizontal	Pass

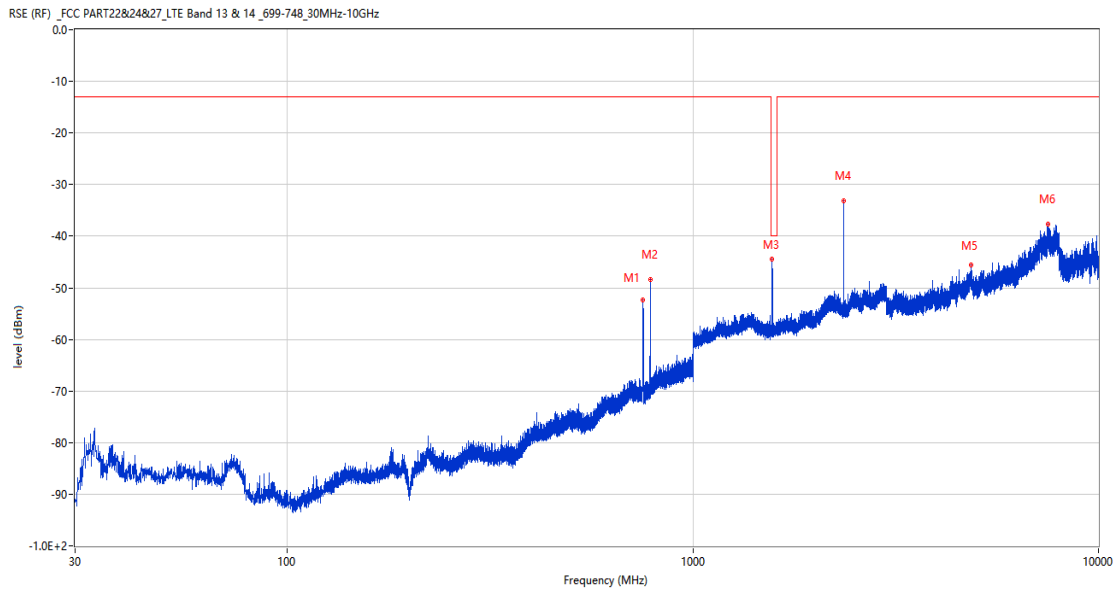
2.6 LTE Band 13

Test Configuration	BAND:LTE B13 CHANNEL:HIGH BW:5
--------------------	--------------------------------



Frequency (MHz)	Result (dBm)	Factor (dB)	Limit (dBm)	Margin (dB)	Table (o)	ANT	EUT	Verdict
753.474	-43.99	-0.35	-13.0	30.99	247.00	Horizontal	Horizontal	N/A
784.612	-51.67	1.20	-13.0	38.67	354.00	Horizontal	Horizontal	N/A
1569.500	-43.85	-4.46	-40.0	3.85	73.00	Horizontal	Horizontal	Pass
2354.300	-30.37	0.03	-13.0	17.37	85.00	Horizontal	Horizontal	Pass
3923.750	-46.74	5.30	-13.0	33.74	26.00	Horizontal	Horizontal	Pass
7488.750	-37.65	16.81	-13.0	24.65	53.00	Horizontal	Horizontal	Pass

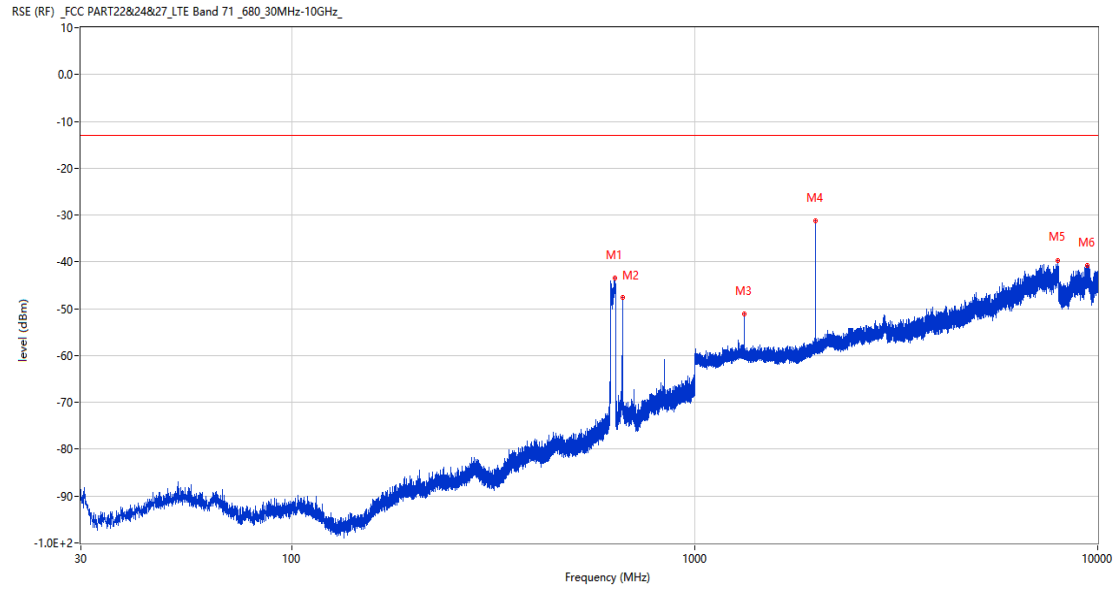
Test Configuration BAND:LTE B13 CHANNEL:HIGH BW:5



Frequency (MHz)	Result (dBm)	Factor (dB)	Limit (dBm)	Margin (dB)	Table (o)	ANT	EUT	Verdict
752.893	-52.34	-0.29	-13.0	39.34	34.00	Vertical	Horizontal	N/A
784.708	-48.41	1.21	-13.0	35.41	68.00	Vertical	Horizontal	N/A
1569.600	-44.38	-4.45	-40.0	4.38	66.00	Vertical	Horizontal	Pass
2354.300	-33.18	0.03	-13.0	20.18	107.00	Vertical	Horizontal	Pass
4863.500	-45.58	7.84	-13.0	32.58	25.00	Vertical	Horizontal	Pass
7505.250	-37.69	16.14	-13.0	24.69	156.00	Vertical	Horizontal	Pass

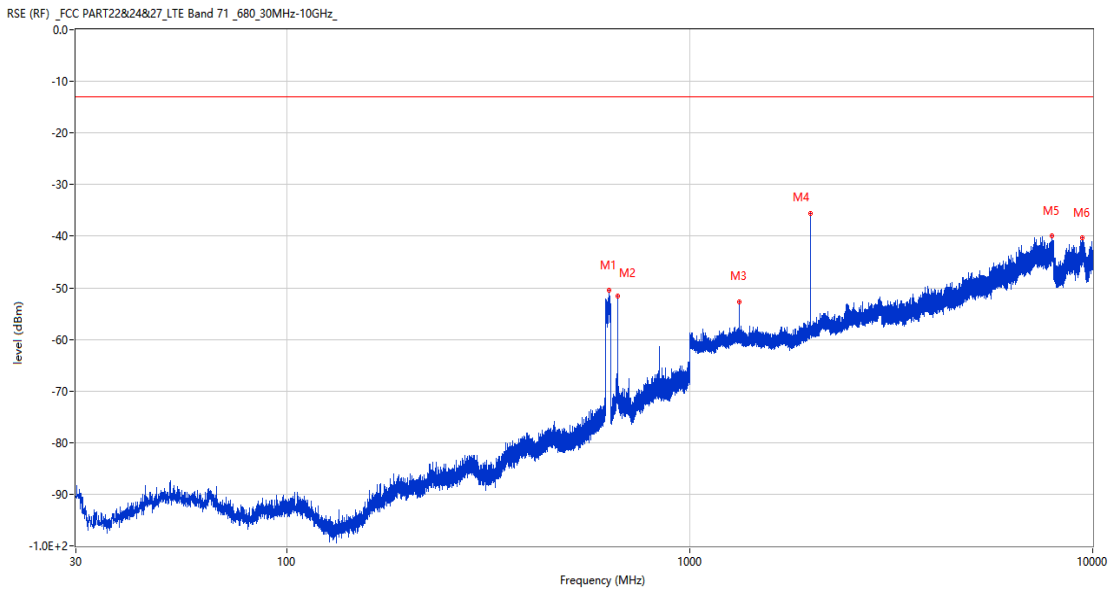
2.7 LTE Band 71

Test Configuration	BAND:LTE B71 CHANNEL:MID BW:20
--------------------	--------------------------------



Frequency (MHz)	Result (dBm)	Factor (dB)	Limit (dBm)	Margin (dB)	Table (o)	ANT	EUT	Verdict
632.661	-43.49	-0.81	-13.0	30.49	33.00	Horizontal	Horizontal	N/A
664.041	-47.50	1.97	-13.0	34.50	52.00	Horizontal	Horizontal	N/A
1329.000	-53.37	-5.01	-13.0	40.37	360.00	Horizontal	Horizontal	Pass
1993.100	-31.22	-4.11	-13.0	18.22	24.00	Horizontal	Horizontal	Pass
7970.000	-39.72	15.33	-13.0	26.72	28.00	Horizontal	Horizontal	Pass
9444.700	-40.74	13.74	-13.0	27.74	360.00	Horizontal	Horizontal	Pass

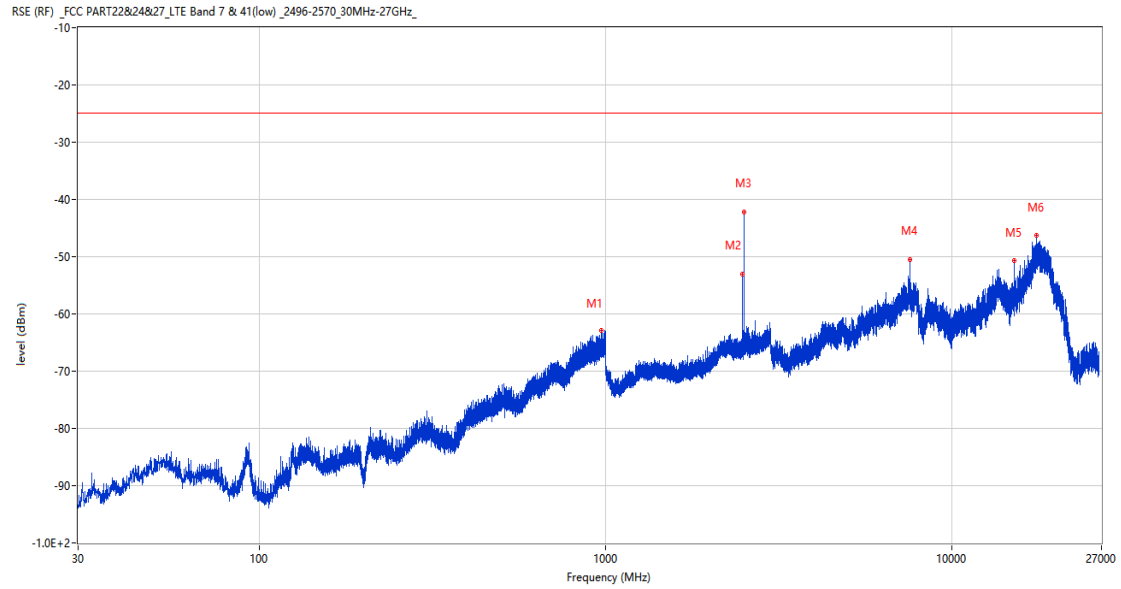
Test Configuration BAND:LTE B71 CHANNEL:MID BW:20



Frequency (MHz)	Result (dBm)	Factor (dB)	Limit (dBm)	Margin (dB)	Table (o)	ANT	EUT	Verdict
631.691	-50.52	-0.70	-13.0	37.52	153.00	Vertical	Horizontal	N/A
664.041	-51.63	1.97	-13.0	38.63	205.00	Vertical	Horizontal	N/A
1329.000	-52.71	-5.01	-13.0	39.71	229.00	Vertical	Horizontal	Pass
1993.100	-35.66	-4.11	-13.0	22.66	200.00	Vertical	Horizontal	Pass
7931.750	-39.94	14.85	-13.0	26.94	360.00	Vertical	Horizontal	Pass
9445.200	-40.32	13.74	-13.0	27.32	45.00	Vertical	Horizontal	Pass

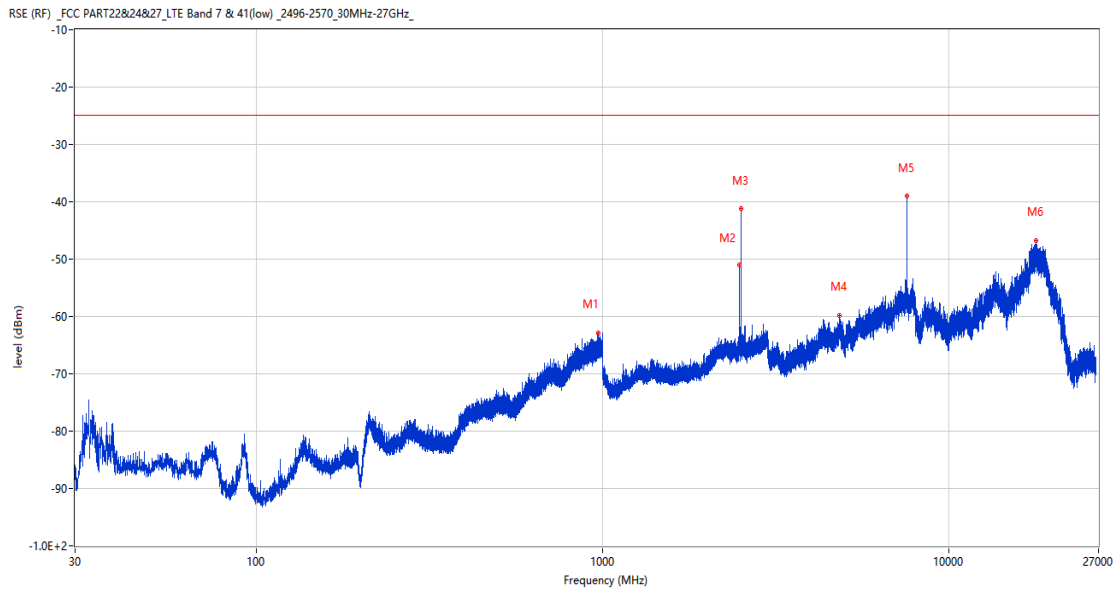
2.8 LTE Band 38/41

Test Configuration	BAND:LTE B38/41 CHANNEL:LOW BW:20
--------------------	-----------------------------------



Frequency (MHz)	Result (dBm)	Factor (dB)	Limit (dBm)	Margin (dB)	Table (o)	ANT	EUT	Verdict
969.542	-62.89	4.73	-25.0	37.89	230.00	Horizontal	Horizontal	Pass
2479.500	-53.08	-11.74	-25.0	28.08	173.00	Horizontal	Horizontal	N/A
2515.300	-42.18	-9.68	-25.0	17.18	163.00	Horizontal	Horizontal	N/A
7544.750	-50.48	0.67	-25.0	25.48	43.00	Horizontal	Horizontal	Pass
15089.138	-50.75	2.98	-25.0	25.75	34.00	Horizontal	Horizontal	Pass
17546.138	-46.28	11.09	-25.0	21.28	183.00	Horizontal	Horizontal	Pass

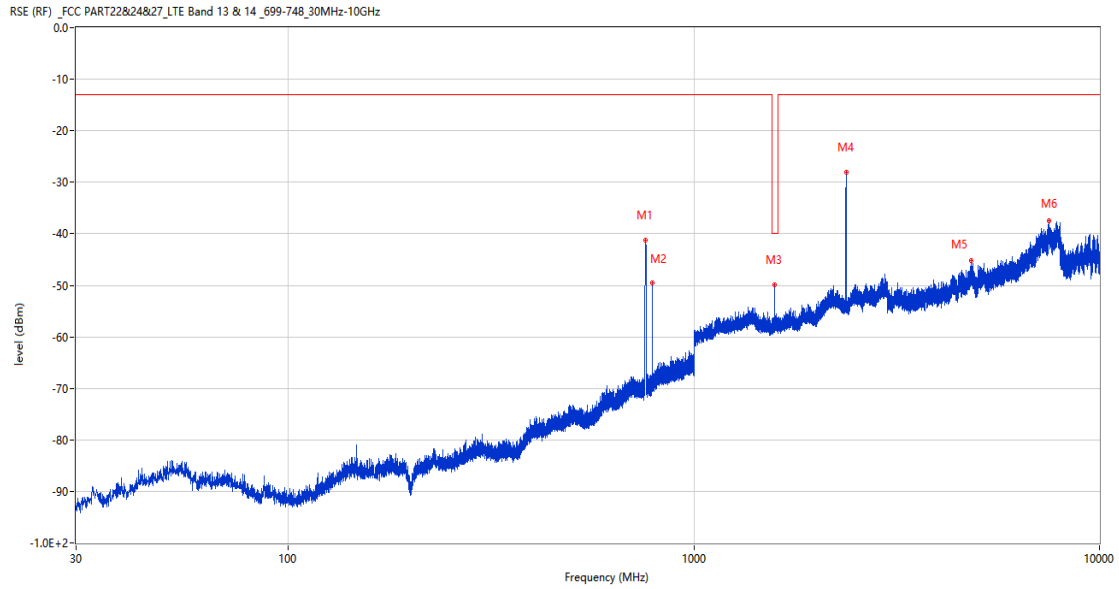
Test Configuration BAND:LTE B38/41 CHANNEL:LOW BW:20



Frequency (MHz)	Result (dBm)	Factor (dB)	Limit (dBm)	Margin (dB)	Table (o)	ANT	EUT	Verdict
973.131	-62.85	4.82	-25.0	37.85	350.00	Vertical	Horizontal	Pass
2479.500	-51.08	-11.74	-25.0	26.08	265.00	Vertical	Horizontal	N/A
2515.200	-41.27	-9.68	-25.0	16.27	334.00	Vertical	Horizontal	N/A
4835.750	-59.80	-6.23	-25.0	34.80	33.00	Vertical	Horizontal	Pass
7545.000	-39.00	0.65	-25.0	14.00	338.00	Vertical	Horizontal	Pass
17837.513	-46.76	10.82	-25.0	21.76	359.00	Vertical	Horizontal	Pass

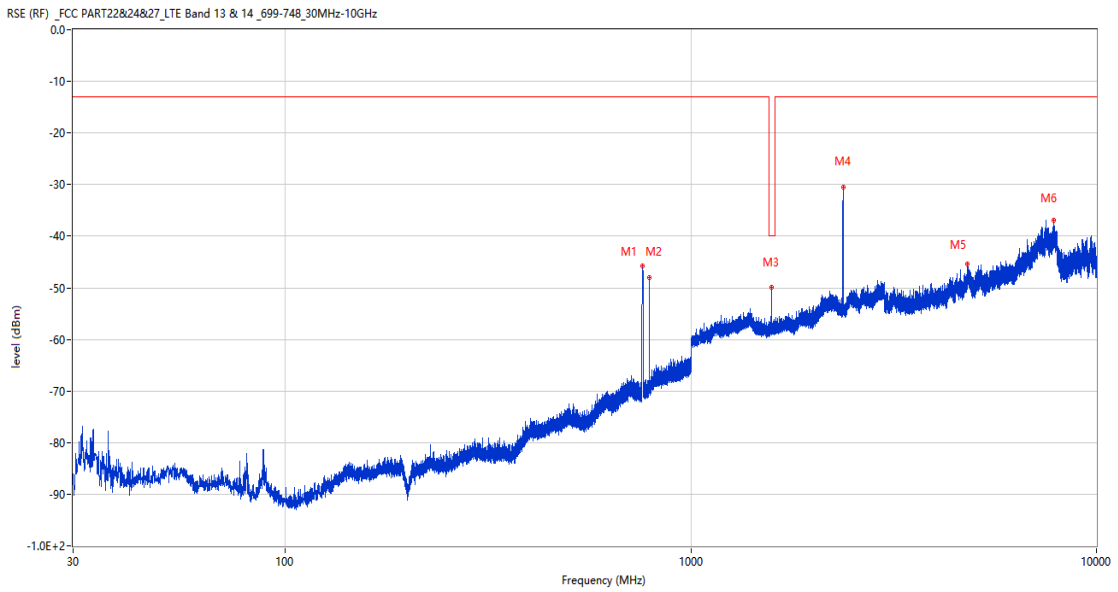
2.9 LTE Band 14

Test Configuration	BAND:LTE B14 CHANNEL:LOW BW:5
--------------------	-------------------------------



Frequency (MHz)	Result (dBm)	Factor (dB)	Limit (dBm)	Margin (dB)	Table (o)	ANT	EUT	Verdict
761.041	-41.31	-0.45	-13.0	28.31	265.00	Horizontal	Horizontal	N/A
790.625	-49.62	1.55	-13.0	36.62	0.00	Horizontal	Horizontal	N/A
1581.600	-49.98	-4.50	-40.0	9.98	214.00	Horizontal	Horizontal	Pass
2372.300	-28.07	0.58	-13.0	15.07	69.00	Horizontal	Horizontal	Pass
4820.250	-45.23	7.74	-13.0	32.23	346.00	Horizontal	Horizontal	Pass
7498.250	-37.43	16.54	-13.0	24.43	6.00	Horizontal	Horizontal	Pass

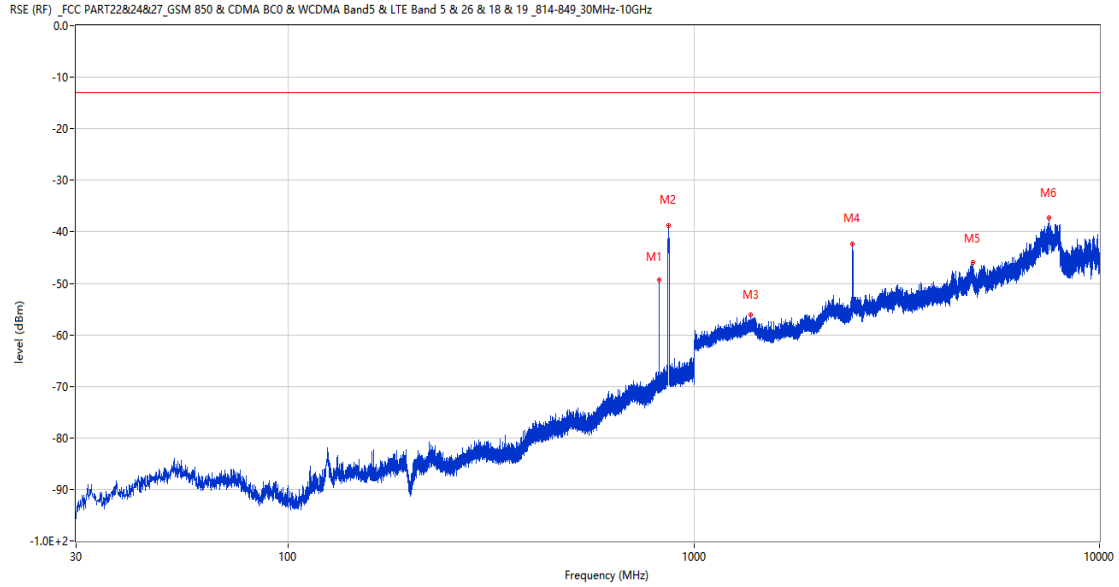
Test Configuration	BAND:LTE B14 CHANNEL:LOW BW:5
--------------------	-------------------------------



Frequency (MHz)	Result (dBm)	Factor (dB)	Limit (dBm)	Margin (dB)	Table (o)	ANT	EUT	Verdict
758.858	-45.68	-0.53	-13.0	32.68	4.00	Vertical	Horizontal	N/A
790.625	-48.11	1.55	-13.0	35.11	172.00	Vertical	Horizontal	N/A
1581.800	-49.97	-4.49	-40.0	9.97	85.00	Vertical	Horizontal	Pass
2372.300	-30.46	0.58	-13.0	17.46	39.00	Vertical	Horizontal	Pass
4812.250	-45.33	7.96	-13.0	32.33	284.00	Vertical	Horizontal	Pass
7854.250	-36.99	16.29	-13.0	23.99	135.00	Vertical	Horizontal	Pass

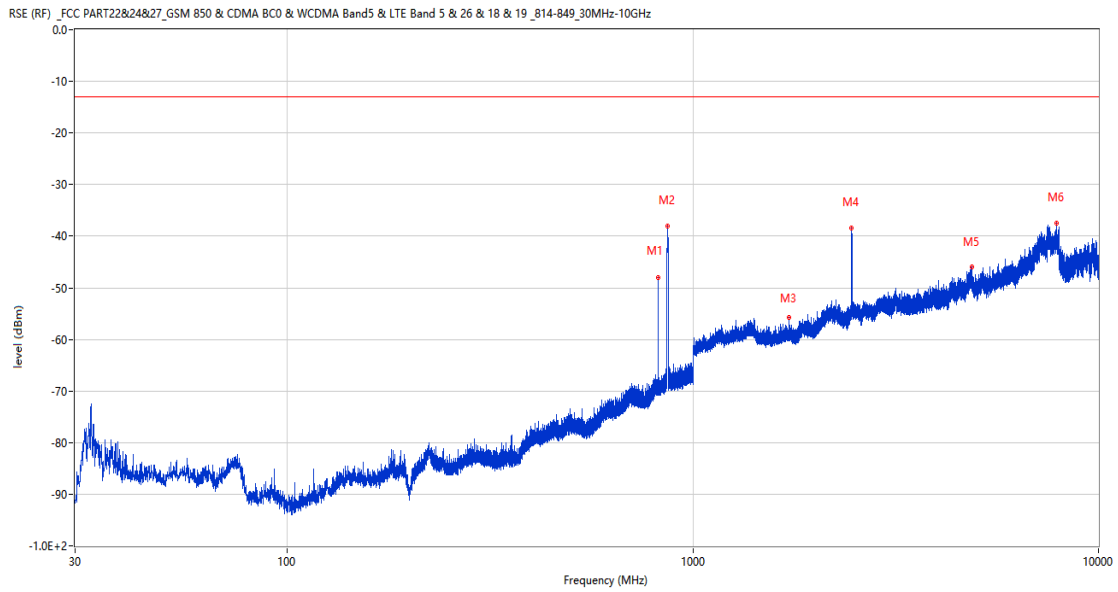
2.10 LTE Band 26 (814 MHz ~ 824 MHz)

Test Configuration	BAND:LTE B26 CHANNEL:HIGH BW:5
--------------------	--------------------------------



Frequency (MHz)	Result (dBm)	Factor (dB)	Limit (dBm)	Margin (dB)	Table (o)	ANT	EUT	Verdict
821.617	-49.31	1.90	-13.0	36.31	1.00	Horizontal	Horizontal	N/A
865.655	-38.71	1.99	-13.0	25.71	199.00	Horizontal	Horizontal	N/A
1378.900	-56.08	-4.08	-13.0	43.08	36.00	Horizontal	Horizontal	Pass
2465.400	-42.37	-0.38	-13.0	29.37	139.00	Horizontal	Horizontal	Pass
4865.500	-45.87	7.79	-13.0	32.87	193.00	Horizontal	Horizontal	Pass
7503.250	-37.33	16.23	-13.0	24.33	304.00	Horizontal	Horizontal	Pass

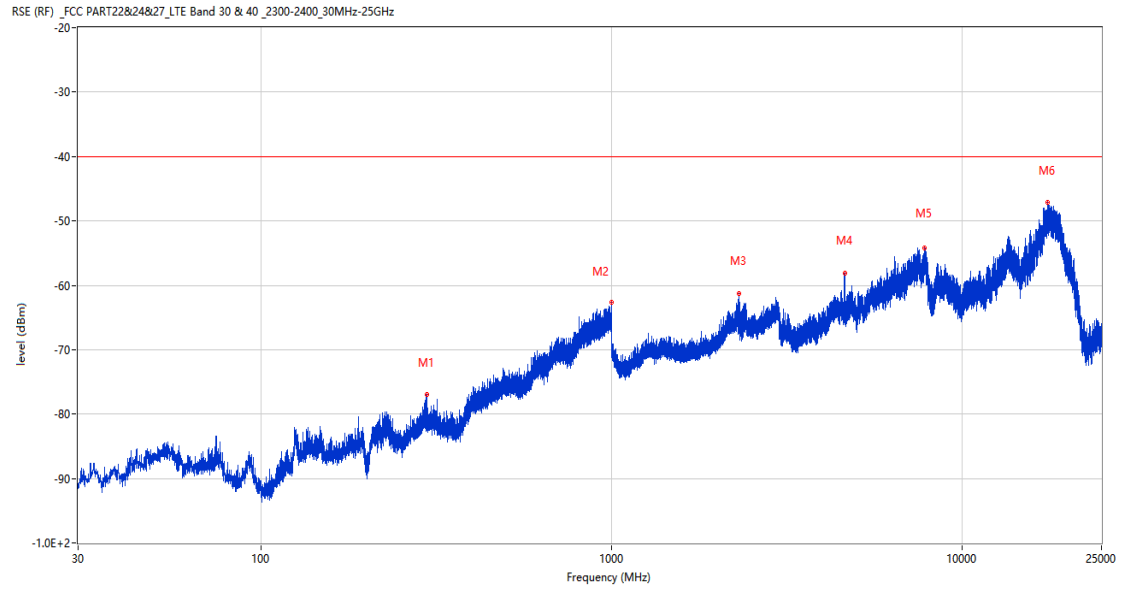
Test Configuration	BAND:LTE B26 CHANNEL:HIGH BW:5
--------------------	--------------------------------



Frequency (MHz)	Result (dBm)	Factor (dB)	Limit (dBm)	Margin (dB)	Table (o)	ANT	EUT	Verdict
821.617	-48.07	1.90	-13.0	35.07	153.00	Vertical	Horizontal	N/A
868.274	-37.97	2.03	-13.0	24.97	148.00	Vertical	Horizontal	N/A
1727.800	-55.70	-5.29	-13.0	42.70	203.00	Vertical	Horizontal	Pass
2465.400	-38.36	-0.38	-13.0	25.36	39.00	Vertical	Horizontal	Pass
4883.500	-46.04	7.36	-13.0	33.04	248.00	Vertical	Horizontal	Pass
7869.500	-37.41	17.02	-13.0	24.41	141.00	Vertical	Horizontal	Pass

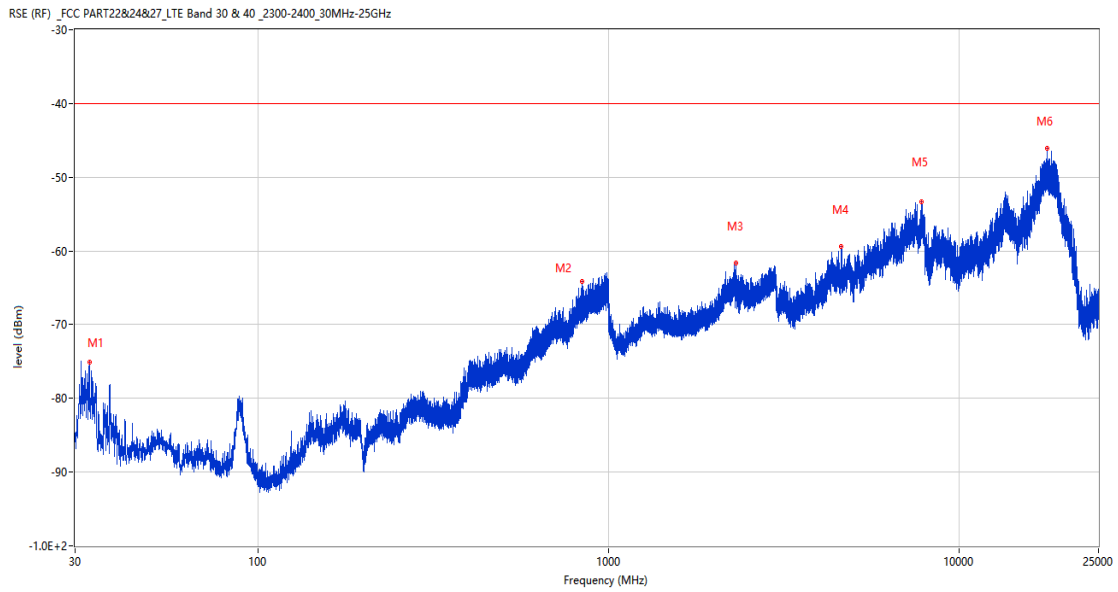
2.11 LTE Band 30

Test Configuration	BAND:LTE B30 CHANNEL:MID BW:10
--------------------	--------------------------------



Frequency (MHz)	Result (dBm)	Factor (dB)	Limit (dBm)	Margin (dB)	Table (o)	ANT	EUT	Verdict
296.168	-76.96	-11.48	-40.0	36.96	0.00	Horizontal	Horizontal	Pass
997.381	-62.69	5.36	-40.0	22.69	192.00	Horizontal	Horizontal	Pass
2310.700	-61.23	-10.25	-40.0	21.23	176.00	Horizontal	Horizontal	N/A
4620.500	-58.05	-7.10	-40.0	18.05	88.00	Horizontal	Horizontal	Pass
7814.000	-54.14	0.93	-40.0	14.14	244.00	Horizontal	Horizontal	Pass
17550.862	-47.11	11.13	-40.0	7.11	59.00	Horizontal	Horizontal	Pass

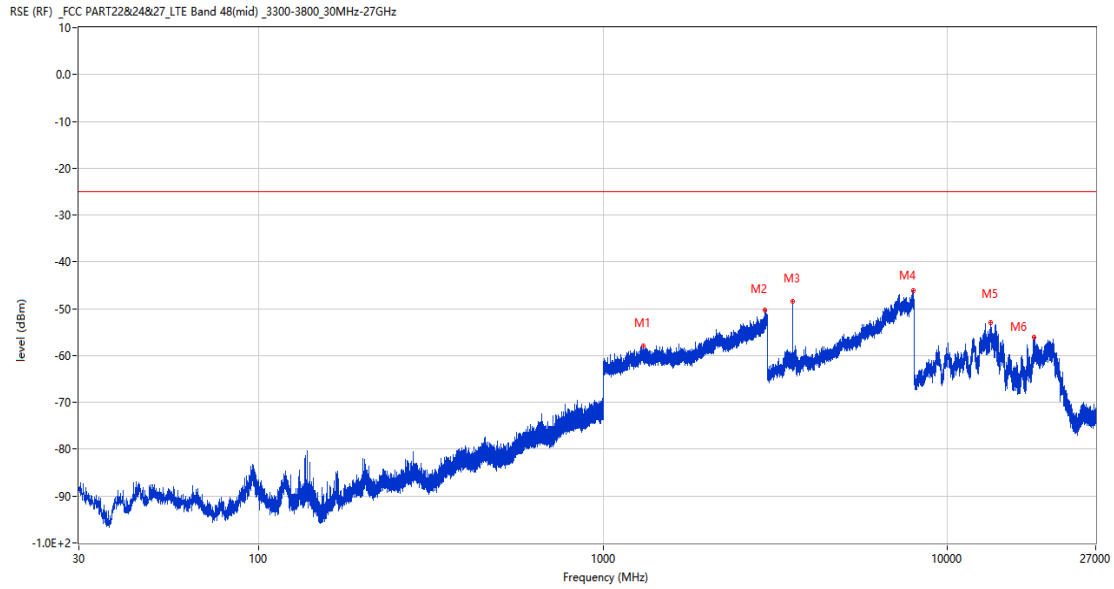
Test Configuration BAND:LTE B30 CHANNEL:MID BW:10



Frequency (MHz)	Result (dBm)	Factor (dB)	Limit (dBm)	Margin (dB)	Table (o)	ANT	EUT	Verdict
32.959	-75.11	-17.36	-40.0	35.11	73.00	Vertical	Horizontal	Pass
841.550	-64.19	2.73	-40.0	24.19	327.00	Vertical	Horizontal	Pass
2310.600	-61.64	-10.25	-40.0	21.64	287.00	Vertical	Horizontal	N/A
4620.250	-59.34	-7.10	-40.0	19.34	314.00	Vertical	Horizontal	Pass
7834.250	-53.35	0.16	-40.0	13.35	360.00	Vertical	Horizontal	Pass
17829.636	-46.11	10.74	-40.0	6.11	9.00	Vertical	Horizontal	Pass

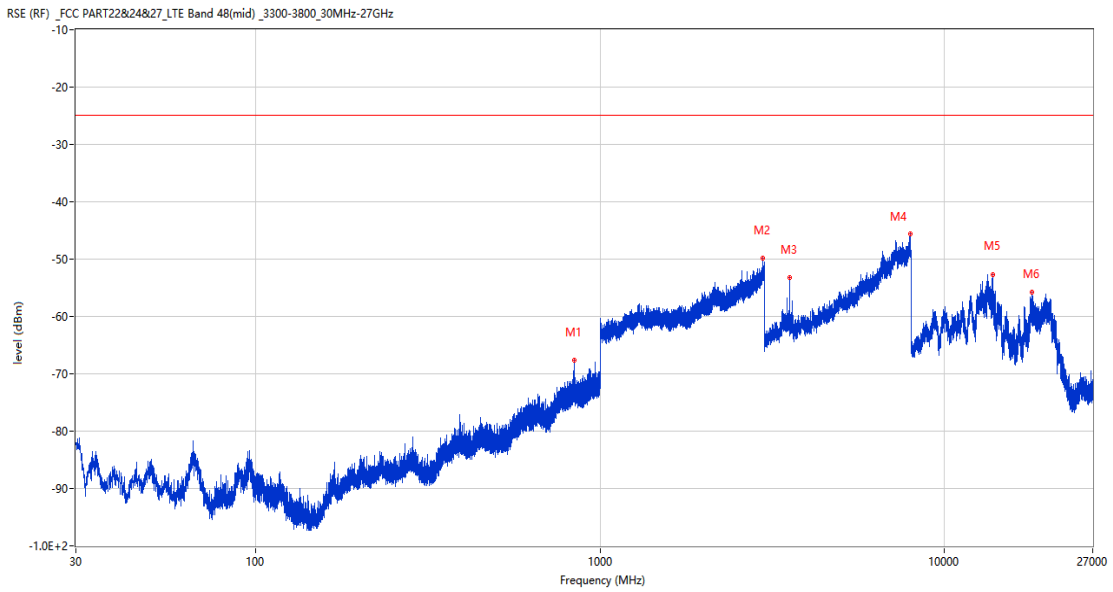
2.12 LTE Band 42/43/48 (3550 MHz ~ 3700 MHz)

Test Configuration	BAND:LTE B42/43/48(3550 MHz ~ 3700 MHz) CHANNEL:LOW BW:15
--------------------	---



Frequency (MHz)	Result (dBm)	Factor (dB)	Limit (dBm)	Margin (dB)	Table (o)	ANT	EUT	Verdict
1311.300	-58.00	-5.18	-25.0	33.00	32.00	Horizontal	Horizontal	Pass
2954.900	-50.21	4.15	-25.0	25.21	360.00	Horizontal	Horizontal	Pass
3556.000	-48.51	12.98	-25.0	23.51	52.00	Horizontal	Horizontal	N/A
7962.500	-46.19	25.47	-25.0	21.19	104.00	Horizontal	Horizontal	Pass
13386.825	-52.98	16.89	-25.0	27.98	7.00	Horizontal	Horizontal	Pass
17879.251	-56.15	12.45	-25.0	31.15	272.00	Horizontal	Horizontal	Pass

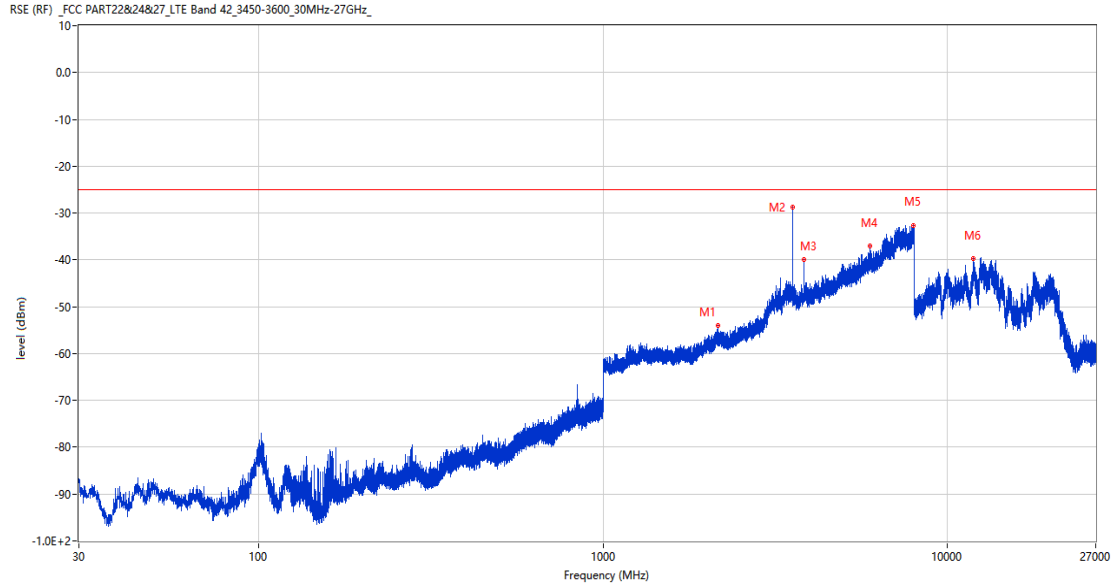
Test Configuration | BAND:LTE B42/43/48(3550 MHz ~ 3700 MHz) CHANNEL:LOW BW:15



Frequency (MHz)	Result (dBm)	Factor (dB)	Limit (dBm)	Margin (dB)	Table (o)	ANT	EUT	Verdict
839.998	-67.71	-0.14	-25.0	42.71	159.00	Vertical	Horizontal	Pass
2968.800	-49.87	4.77	-25.0	24.87	314.00	Vertical	Horizontal	Pass
3555.500	-53.24	12.98	-25.0	28.24	74.00	Vertical	Horizontal	N/A
7964.000	-45.62	25.53	-25.0	20.62	201.00	Vertical	Horizontal	Pass
13806.300	-52.69	16.86	-25.0	27.69	1.00	Vertical	Horizontal	Pass
17946.974	-55.77	14.02	-25.0	30.77	64.00	Vertical	Horizontal	Pass

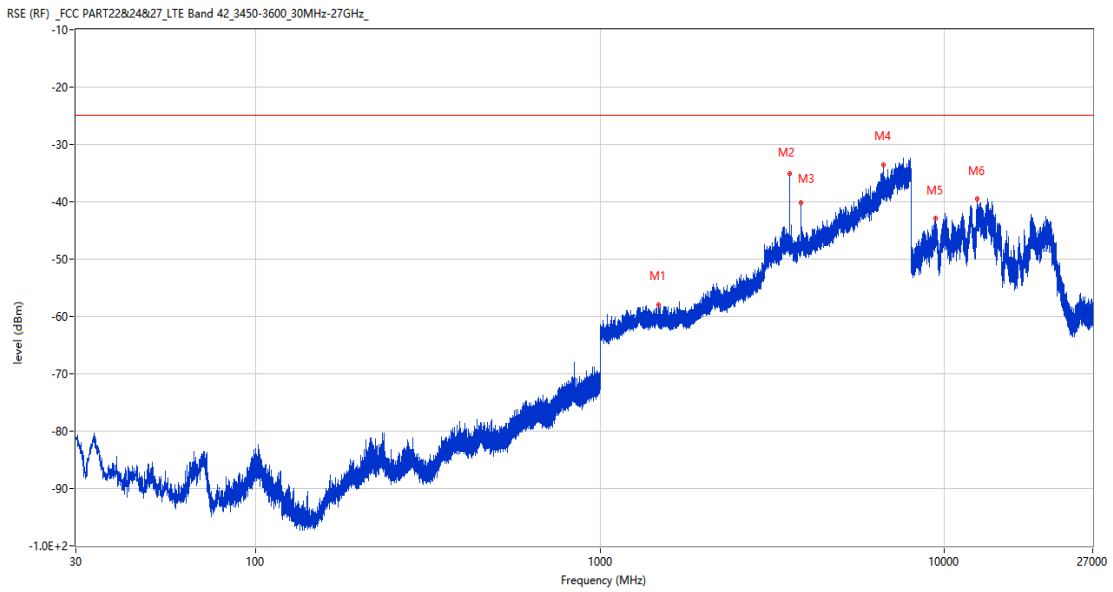
2.13 LTE Band 42 (3450 MHz ~ 3550 MHz)

Test Configuration	BAND:LTE B42 CHANNEL:HIGH BW:20
--------------------	---------------------------------



Frequency (MHz)	Result (dBm)	Factor (dB)	Limit (dBm)	Margin (dB)	Table (o)	ANT	EUT	Verdict
2161.400	-54.00	-1.84	-25.0	29.00	51.00	Horizontal	Horizontal	Pass
3549.500	-28.68	12.95	-25.0	3.68	102.00	Horizontal	Horizontal	N/A
3825.000	-39.93	12.02	-25.0	14.93	102.00	Horizontal	Horizontal	Pass
5955.500	-37.03	18.42	-25.0	12.03	262.00	Horizontal	Horizontal	Pass
7963.000	-32.57	25.52	-25.0	7.57	360.00	Horizontal	Horizontal	Pass
11907.112	-39.66	13.95	-25.0	14.66	223.00	Horizontal	Horizontal	Pass

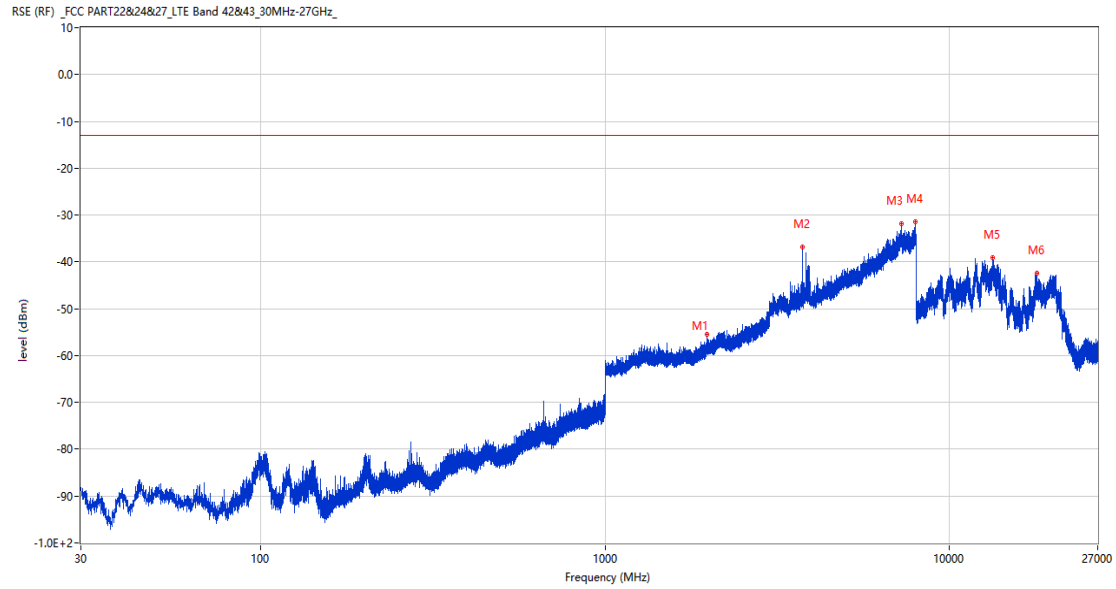
Test Configuration | BAND:LTE B42 CHANNEL:HIGH BW:20



Frequency (MHz)	Result (dBm)	Factor (dB)	Limit (dBm)	Margin (dB)	Table (o)	ANT	EUT	Verdict
1475.200	-57.96	-5.33	-25.0	32.96	80.00	Vertical	Horizontal	Pass
3549.500	-35.05	12.95	-25.0	10.05	67.00	Vertical	Horizontal	N/A
3824.500	-40.17	12.00	-25.0	15.17	67.00	Vertical	Horizontal	Pass
6643.000	-33.48	21.42	-25.0	8.48	187.00	Vertical	Horizontal	Pass
9440.437	-42.97	11.68	-25.0	17.97	302.00	Vertical	Horizontal	Pass
12480.201	-39.49	14.54	-25.0	14.49	41.00	Vertical	Horizontal	Pass

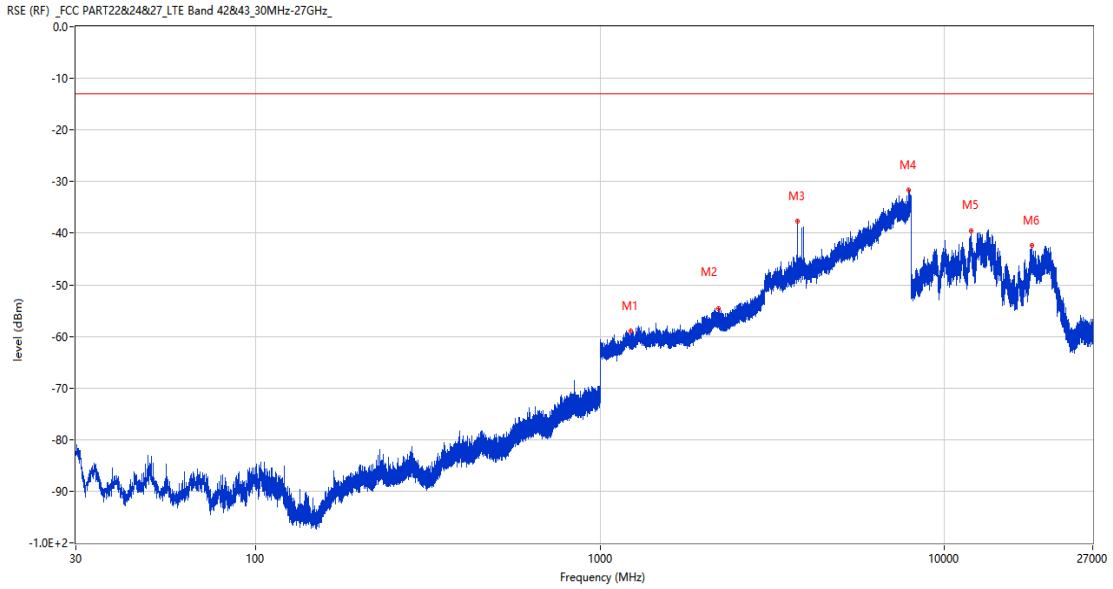
2.14 LTE Band 43 (3700 MHz ~ 3800 MHz)

Test Configuration	BAND:LTE B43 CHANNEL:MID BW:5
--------------------	-------------------------------



Frequency (MHz)	Result (dBm)	Factor (dB)	Limit (dBm)	Margin (dB)	Table (o)	ANT	EUT	Verdict
1978.200	-55.42	-3.32	-13.0	42.42	298.00	Horizontal	Horizontal	Pass
3750.500	-36.90	13.15	-13.0	23.90	111.00	Horizontal	Horizontal	N/A
7257.000	-31.78	23.74	-13.0	18.78	79.00	Horizontal	Horizontal	Pass
7962.500	-31.50	24.65	-13.0	18.50	1.00	Horizontal	Horizontal	Pass
13368.713	-39.04	16.72	-13.0	26.04	1.00	Horizontal	Horizontal	Pass
17950.124	-42.40	14.09	-13.0	29.40	1.00	Horizontal	Horizontal	Pass

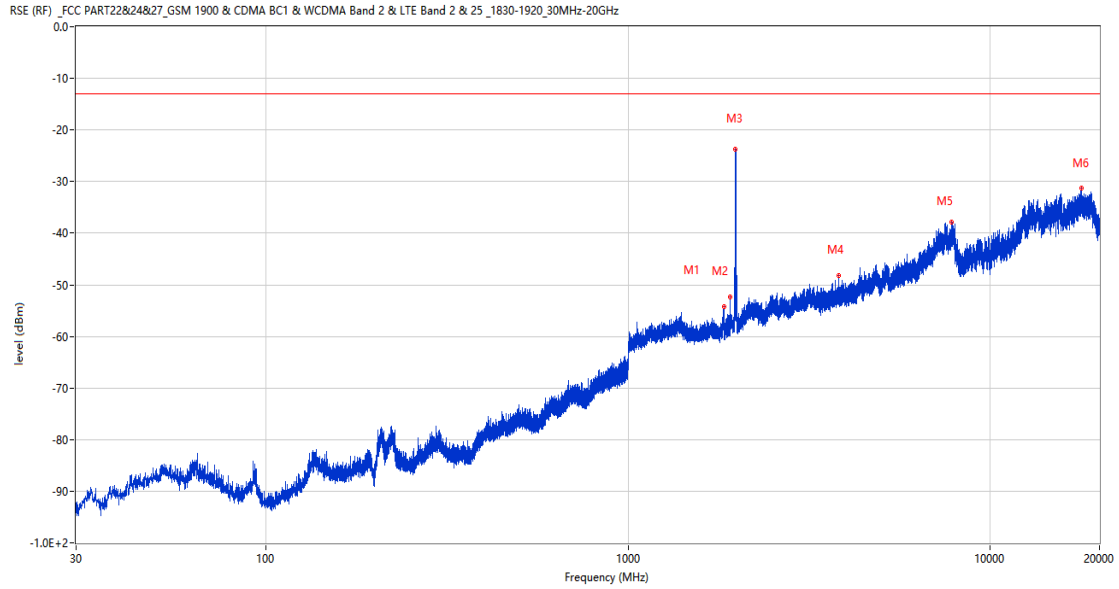
Test Configuration BAND:LTE B43 CHANNEL:MID BW:5



Frequency (MHz)	Result (dBm)	Factor (dB)	Limit (dBm)	Margin (dB)	Table (o)	ANT	EUT	Verdict
1224.700	-58.99	-5.45	-13.0	45.99	94.00	Vertical	Horizontal	Pass
2206.600	-54.55	-1.96	-13.0	41.55	312.00	Vertical	Horizontal	Pass
3749.500	-37.69	13.14	-13.0	24.69	62.00	Vertical	Horizontal	N/A
7878.500	-31.69	23.16	-13.0	18.69	3.00	Vertical	Horizontal	Pass
11955.562	-39.46	13.99	-13.0	26.46	203.00	Vertical	Horizontal	Pass
17935.688	-42.43	13.75	-13.0	29.43	360.00	Vertical	Horizontal	Pass

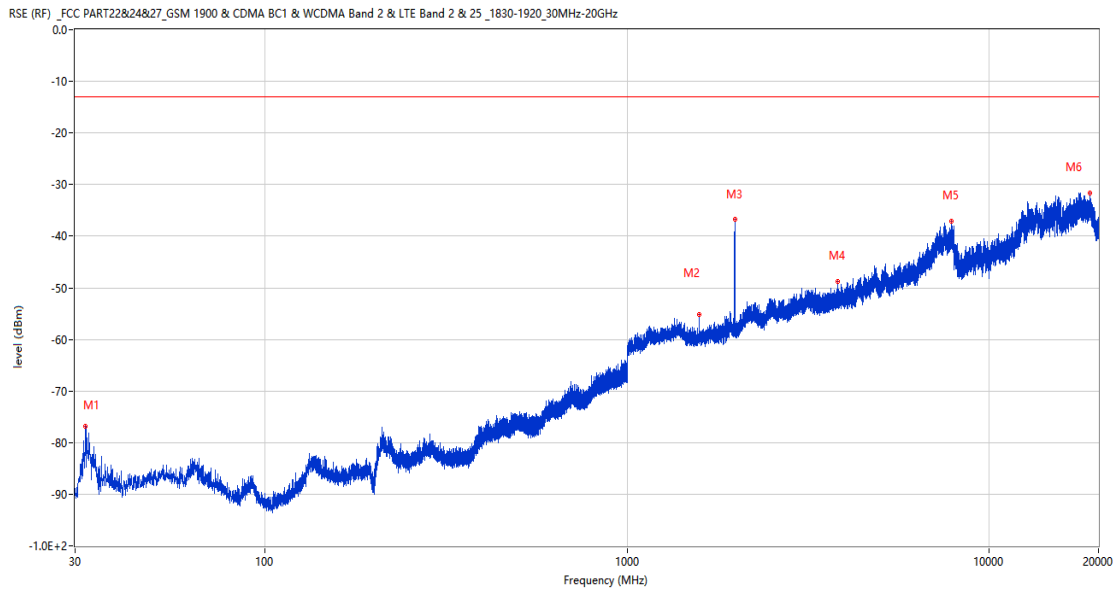
INNOWAVE
2.15 LTE Band 2/25

Test Configuration	BAND:LTE B2/25 CHANNEL:HIGH BW:15
--------------------	-----------------------------------



Frequency (MHz)	Result (dBm)	Factor (dB)	Limit (dBm)	Margin (dB)	Table (o)	ANT	EUT	Verdict
1841.900	-54.24	-3.75	-13.0	41.24	57.00	Horizontal	Horizontal	Pass
1909.200	-52.44	-2.68	-13.0	39.44	194.00	Horizontal	Horizontal	N/A
1981.000	-23.66	-4.38	-13.0	10.66	282.00	Horizontal	Horizontal	N/A
3818.500	-48.13	5.24	-13.0	35.13	125.00	Horizontal	Horizontal	Pass
7824.250	-37.93	16.29	-13.0	24.93	236.00	Horizontal	Horizontal	Pass
17801.075	-31.34	26.46	-13.0	18.34	147.00	Horizontal	Horizontal	Pass

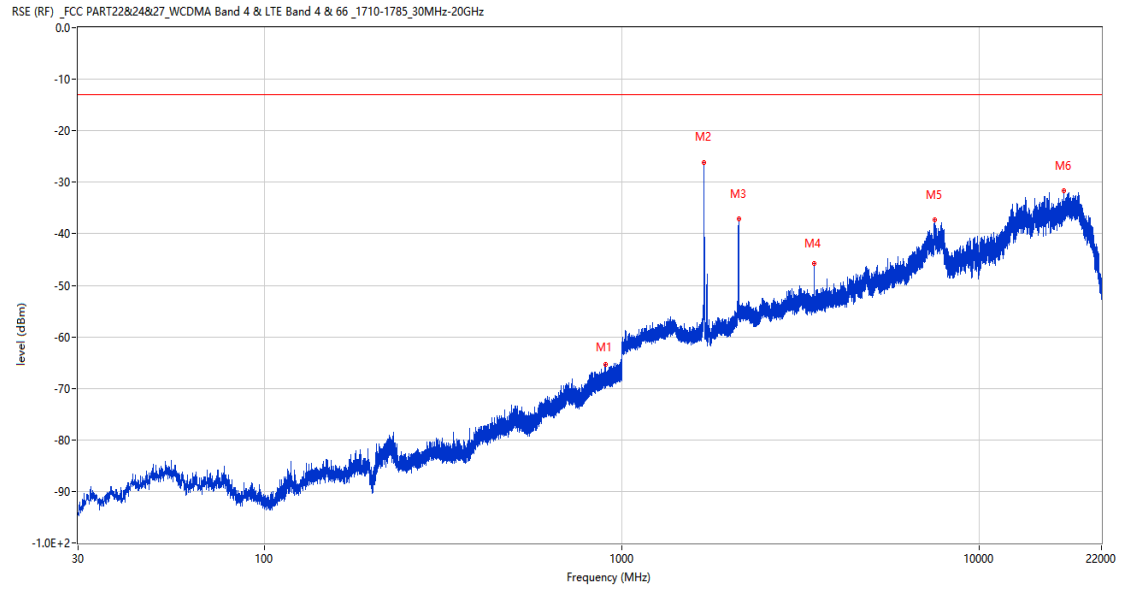
Test Configuration BAND:LTE B2/25 CHANNEL:HIGH BW:15



Frequency (MHz)	Result (dBm)	Factor (dB)	Limit (dBm)	Margin (dB)	Table (o)	ANT	EUT	Verdict
32.085	-76.82	-20.34	-13.0	63.82	283.00	Vertical	Horizontal	Pass
1583.700	-55.10	-5.74	-13.0	42.10	2.00	Vertical	Horizontal	Pass
1987.100	-36.73	-4.79	-13.0	23.73	193.00	Vertical	Horizontal	N/A
3818.250	-48.75	5.25	-13.0	35.75	102.00	Vertical	Horizontal	Pass
7862.000	-37.02	16.77	-13.0	24.02	66.00	Vertical	Horizontal	Pass
18986.088	-31.58	23.97	-13.0	18.58	2.00	Vertical	Horizontal	Pass

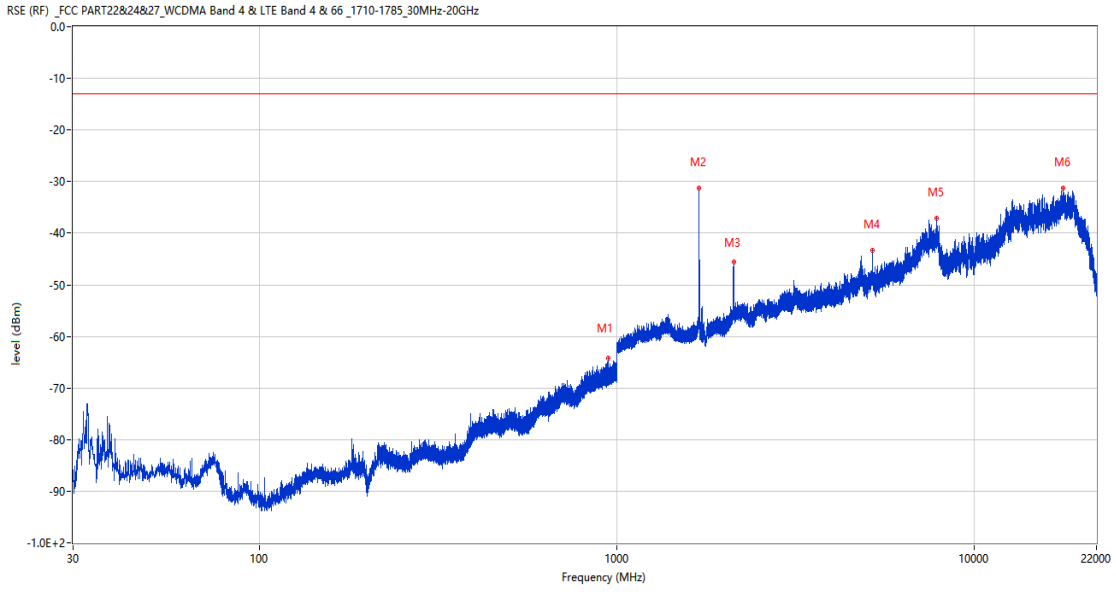
2.16 LTE Band 4/66

Test Configuration	BAND:LTE B4/66 CHANNEL:LOW BW:20
--------------------	----------------------------------



Frequency (MHz)	Result (dBm)	Factor (dB)	Limit (dBm)	Margin (dB)	Table (o)	ANT	EUT	Verdict
899.411	-65.29	2.35	-13.0	52.29	58.00	Horizontal	Horizontal	Pass
1693.500	-26.12	-4.87	-13.0	13.12	58.00	Horizontal	Horizontal	N/A
2125.100	-37.16	-1.94	-13.0	24.16	264.00	Horizontal	Horizontal	N/A
3458.000	-45.81	3.67	-13.0	32.81	49.00	Horizontal	Horizontal	Pass
7498.750	-37.37	16.51	-13.0	24.37	360.00	Horizontal	Horizontal	Pass
17288.974	-31.71	24.80	-13.0	18.71	326.00	Horizontal	Horizontal	Pass

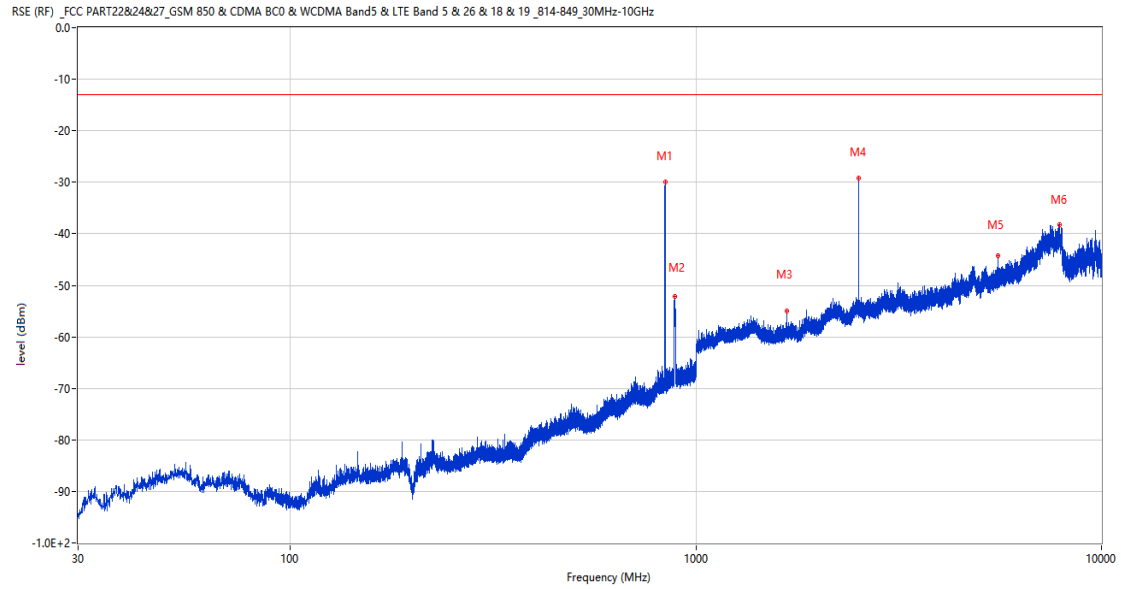
Test Configuration BAND:LTE B4/66 CHANNEL:LOW BW:20



Frequency (MHz)	Result (dBm)	Factor (dB)	Limit (dBm)	Margin (dB)	Table (o)	ANT	EUT	Verdict
945.195	-64.23	2.76	-13.0	51.23	151.00	Vertical	Horizontal	Pass
1693.500	-31.22	-4.87	-13.0	18.22	220.00	Vertical	Horizontal	N/A
2122.700	-45.59	-1.97	-13.0	32.59	105.00	Vertical	Horizontal	N/A
5187.250	-43.29	8.61	-13.0	30.29	245.00	Vertical	Horizontal	Pass
7864.250	-37.03	16.82	-13.0	24.03	98.00	Vertical	Horizontal	Pass
17777.838	-31.25	26.18	-13.0	18.25	161.00	Vertical	Horizontal	Pass

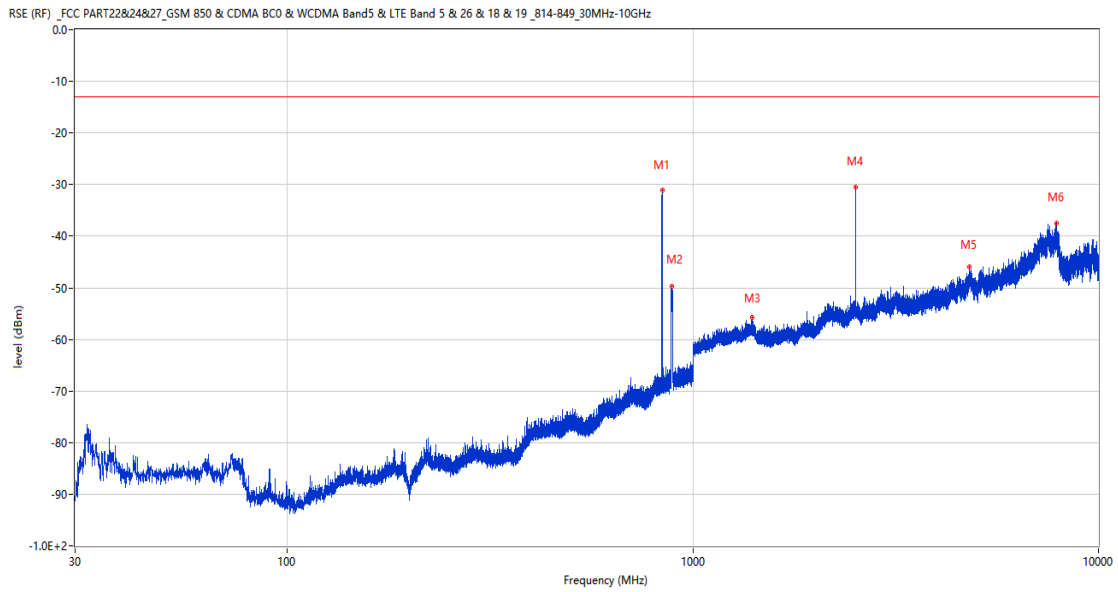
2.17 LTE Band 5/26(824 MHz ~ 849 MHz)

Test Configuration	BAND:LTE B5/26(824 MHz ~ 849 MHz) CHANNEL:HIGH BW:10
--------------------	--



Frequency (MHz)	Result (dBm)	Factor (dB)	Limit (dBm)	Margin (dB)	Table (o)	ANT	EUT	Verdict
839.610	-29.87	2.27	-13.0	16.87	354.00	Horizontal	Horizontal	N/A
885.782	-52.13	2.33	-13.0	39.13	188.00	Horizontal	Horizontal	N/A
1679.200	-55.07	-5.32	-13.0	42.07	60.00	Horizontal	Horizontal	Pass
2518.900	-29.12	0.27	-13.0	16.12	130.00	Horizontal	Horizontal	Pass
5570.250	-44.29	7.40	-13.0	31.29	159.00	Horizontal	Horizontal	Pass
7866.750	-38.31	16.97	-13.0	25.31	29.00	Horizontal	Horizontal	Pass

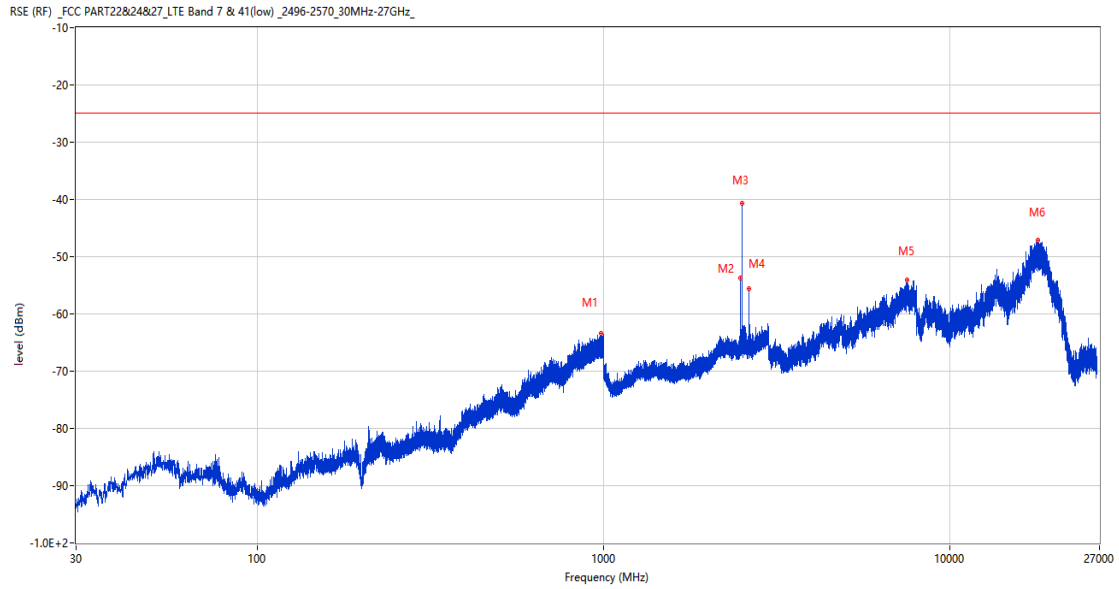
Test Configuration BAND:LTE B5/26(824 MHz ~ 849 MHz) CHANNEL:HIGH BW:10



Frequency (MHz)	Result (dBm)	Factor (dB)	Limit (dBm)	Margin (dB)	Table (o)	ANT	EUT	Verdict
839.610	-31.10	2.27	-13.0	18.10	140.00	Vertical	Horizontal	N/A
885.831	-49.71	2.33	-13.0	36.71	140.00	Vertical	Horizontal	N/A
1400.900	-55.74	-4.06	-13.0	42.74	269.00	Vertical	Horizontal	Pass
2519.000	-30.45	0.27	-13.0	17.45	48.00	Vertical	Horizontal	Pass
4796.250	-45.94	7.95	-13.0	32.94	111.00	Vertical	Horizontal	Pass
7900.500	-37.47	16.90	-13.0	24.47	242.00	Vertical	Horizontal	Pass

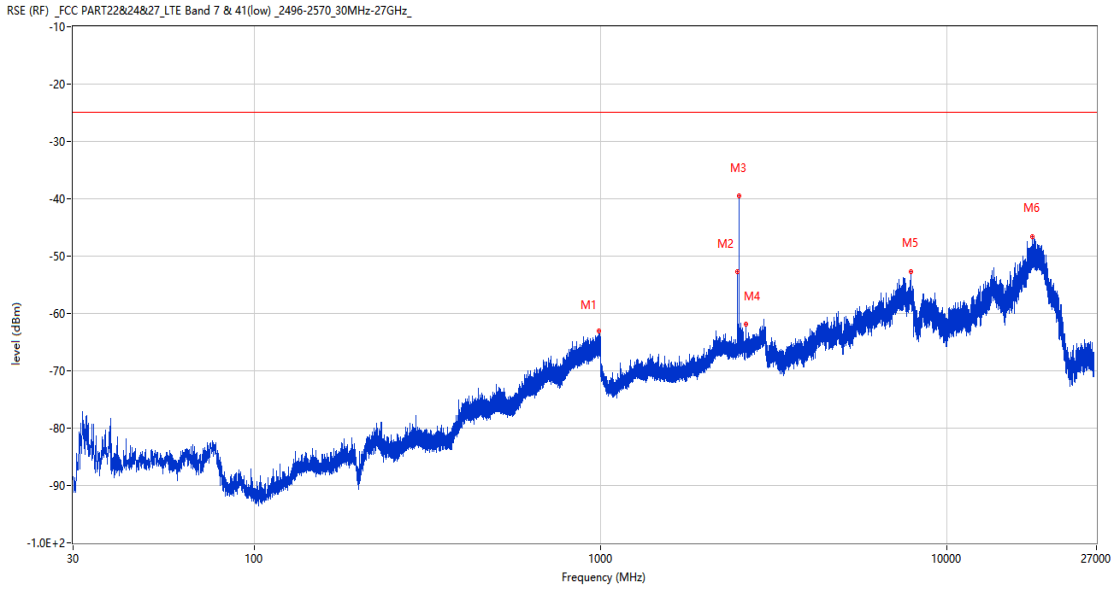
2.18 LTE Band 7

Test Configuration	BAND:LTE B7 CHANNEL:LOW BW:15
--------------------	-------------------------------



Frequency (MHz)	Result (dBm)	Factor (dB)	Limit (dBm)	Margin (dB)	Table (o)	ANT	EUT	Verdict
982.637	-63.43	5.01	-25.0	38.43	314.00	Horizontal	Horizontal	Pass
2487.700	-53.80	-10.33	-25.0	28.80	77.00	Horizontal	Horizontal	N/A
2514.300	-40.69	-9.69	-25.0	15.69	170.00	Horizontal	Horizontal	N/A
2629.300	-55.63	-11.07	-25.0	30.63	251.00	Horizontal	Horizontal	N/A
7507.500	-53.99	-0.14	-25.0	28.99	212.00	Horizontal	Horizontal	Pass
17927.025	-47.20	10.11	-25.0	22.20	212.00	Horizontal	Horizontal	Pass

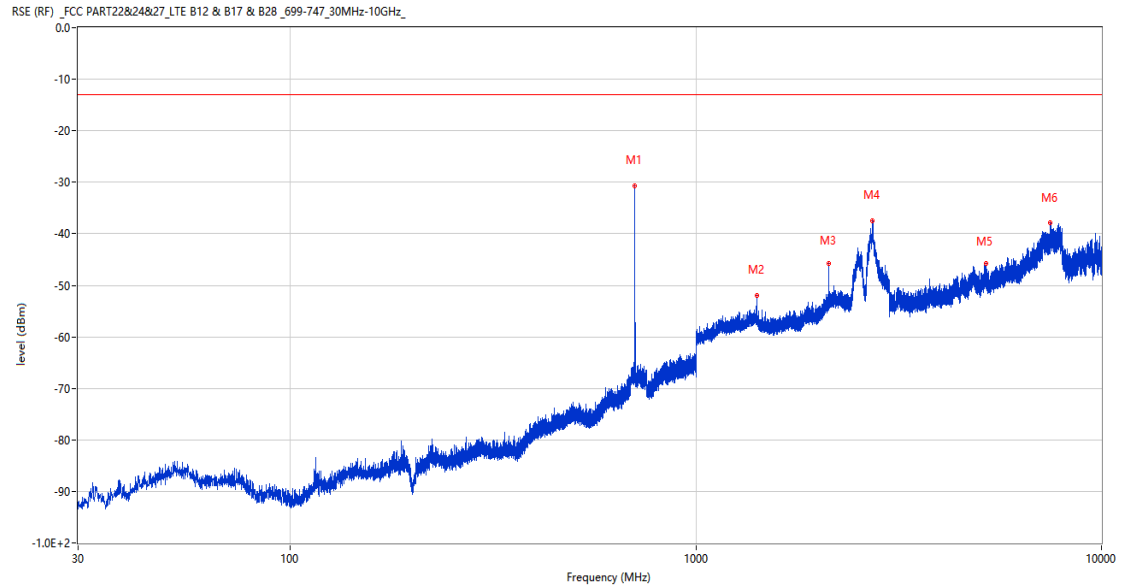
Test Configuration BAND:LTE B7 CHANNEL:LOW BW:15



Frequency (MHz)	Result (dBm)	Factor (dB)	Limit (dBm)	Margin (dB)	Table (o)	ANT	EUT	Verdict
991.222	-63.10	5.23	-25.0	38.10	52.00	Vertical	Horizontal	Pass
2487.800	-52.76	-10.28	-25.0	27.76	257.00	Vertical	Horizontal	N/A
2514.400	-39.57	-9.69	-25.0	14.57	326.00	Vertical	Horizontal	N/A
2632.200	-61.93	-11.07	-25.0	36.93	280.00	Vertical	Horizontal	N/A
7860.250	-52.64	1.01	-25.0	27.64	290.00	Vertical	Horizontal	Pass
17591.550	-46.53	10.85	-25.0	21.53	300.00	Vertical	Horizontal	Pass

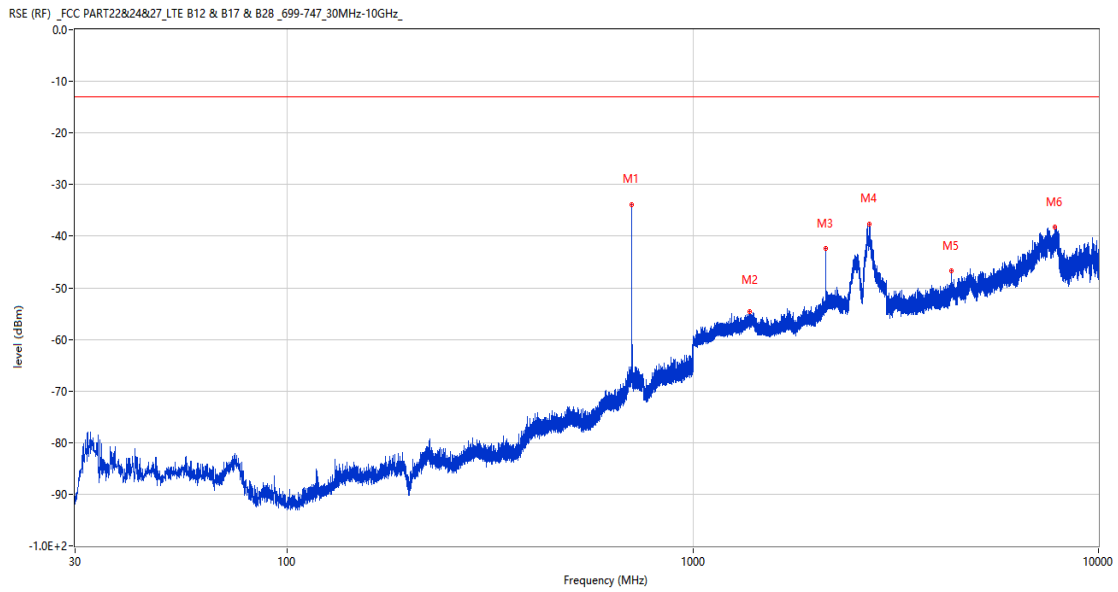
2.19 LTE Band 12/17

Test Configuration	BAND:LTE B12/17 CHANNEL:MID BW:5
--------------------	----------------------------------



Frequency (MHz)	Result (dBm)	Factor (dB)	Limit (dBm)	Margin (dB)	Table (o)	ANT	EUT	Verdict
707.690	-30.65	3.20	-13.0	17.65	358.00	Horizontal	Horizontal	N/A
1415.400	-51.90	-2.86	-13.0	38.90	66.00	Horizontal	Horizontal	Pass
2123.400	-45.72	0.65	-13.0	32.72	43.00	Horizontal	Horizontal	Pass
2729.800	-37.45	19.43	-13.0	24.45	0.00	Horizontal	Horizontal	Pass
5181.750	-45.79	8.40	-13.0	32.79	63.00	Horizontal	Horizontal	Pass
7487.500	-37.92	16.78	-13.0	24.92	235.00	Horizontal	Horizontal	Pass

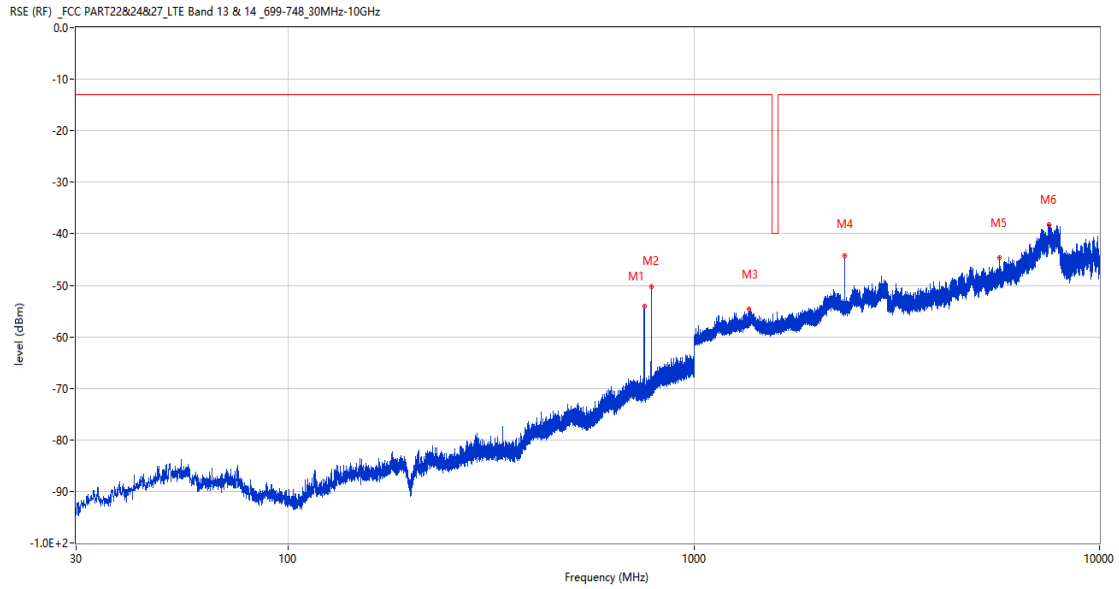
Test Configuration BAND:LTE B12/17 CHANNEL:MID BW:5



Frequency (MHz)	Result (dBm)	Factor (dB)	Limit (dBm)	Margin (dB)	Table (o)	ANT	EUT	Verdict
707.690	-33.86	3.20	-13.0	20.86	109.00	Vertical	Horizontal	N/A
1380.200	-54.56	-2.54	-13.0	41.56	287.00	Vertical	Horizontal	Pass
2123.300	-42.45	0.64	-13.0	29.45	94.00	Vertical	Horizontal	Pass
2727.100	-37.59	19.13	-13.0	24.59	0.00	Vertical	Horizontal	Pass
4339.000	-46.79	6.87	-13.0	33.79	69.00	Vertical	Horizontal	Pass
7806.500	-38.27	16.37	-13.0	25.27	3.00	Vertical	Horizontal	Pass

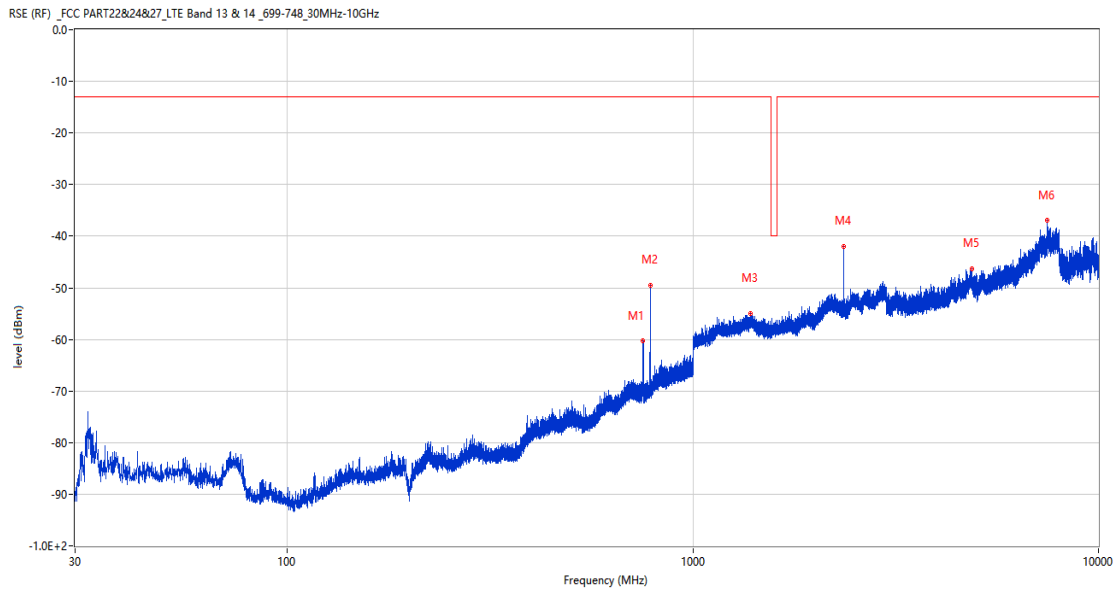
2.20 LTE Band 13

Test Configuration	BAND:LTE B13 CHANNEL:HIGH BW:5
--------------------	--------------------------------



Frequency (MHz)	Result (dBm)	Factor (dB)	Limit (dBm)	Margin (dB)	Table (o)	ANT	EUT	Verdict
755.609	-54.05	-0.49	-13.0	41.05	248.00	Horizontal	Horizontal	N/A
784.708	-50.24	1.21	-13.0	37.24	360.00	Horizontal	Horizontal	N/A
1368.800	-54.60	-2.80	-13.0	41.60	262.00	Horizontal	Horizontal	Pass
2354.300	-44.21	0.03	-13.0	31.21	72.00	Horizontal	Horizontal	Pass
5672.000	-44.70	8.14	-13.0	31.70	169.00	Horizontal	Horizontal	Pass
7492.250	-38.30	16.76	-13.0	25.30	205.00	Horizontal	Horizontal	Pass

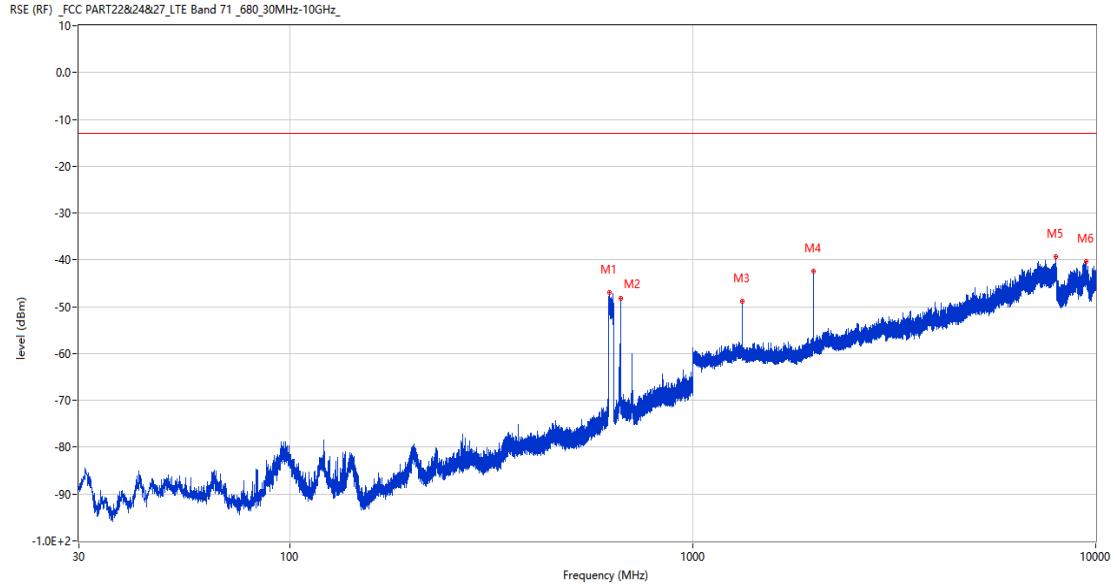
Test Configuration	BAND:LTE B13 CHANNEL:HIGH BW:5
--------------------	--------------------------------



Frequency (MHz)	Result (dBm)	Factor (dB)	Limit (dBm)	Margin (dB)	Table (o)	ANT	EUT	Verdict
751.486	-60.18	-0.19	-13.0	47.18	34.00	Vertical	Horizontal	N/A
784.660	-49.44	1.21	-13.0	36.44	76.00	Vertical	Horizontal	N/A
1389.800	-54.93	-2.47	-13.0	41.93	360.00	Vertical	Horizontal	Pass
2354.200	-42.00	0.03	-13.0	29.00	36.00	Vertical	Horizontal	Pass
4868.250	-46.25	7.78	-13.0	33.25	177.00	Vertical	Horizontal	Pass
7490.750	-36.93	16.82	-13.0	23.93	168.00	Vertical	Horizontal	Pass

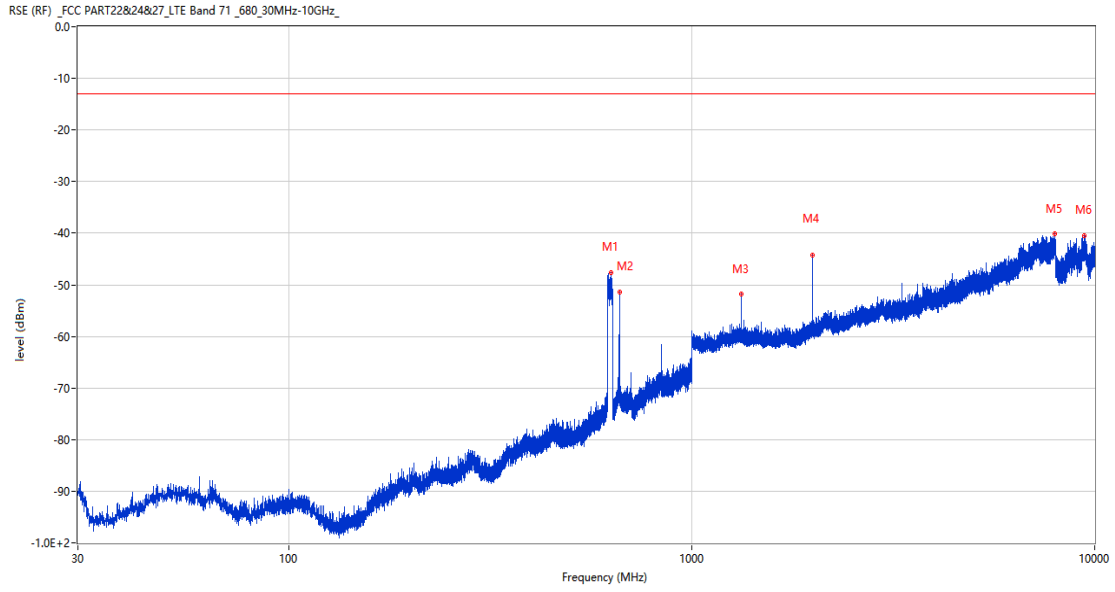
2.21 LTE Band 71

Test Configuration	BAND:LTE B71 CHANNEL:MID BW:20
--------------------	--------------------------------



Frequency (MHz)	Result (dBm)	Factor (dB)	Limit (dBm)	Margin (dB)	Table (o)	ANT	EUT	Verdict
620.342	-47.06	-0.85	-13.0	34.06	152.00	Horizontal	Horizontal	N/A
664.041	-48.23	1.97	-13.0	35.23	36.00	Horizontal	Horizontal	N/A
1328.900	-48.81	-5.00	-13.0	35.81	40.00	Horizontal	Horizontal	Pass
1993.100	-42.35	-4.11	-13.0	29.35	20.00	Horizontal	Horizontal	Pass
7975.000	-39.41	15.16	-13.0	26.41	249.00	Horizontal	Horizontal	Pass
9445.900	-40.38	13.75	-13.0	27.38	110.00	Horizontal	Horizontal	Pass

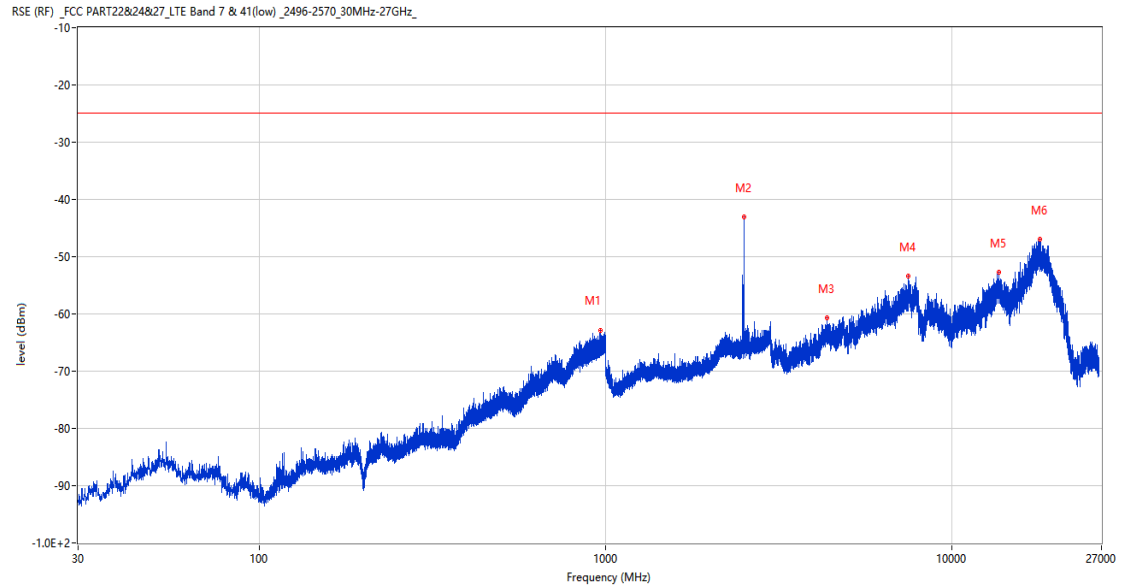
Test Configuration	BAND:LTE B71 CHANNEL:MID BW:20
--------------------	--------------------------------



Frequency (MHz)	Result (dBm)	Factor (dB)	Limit (dBm)	Margin (dB)	Table (o)	ANT	EUT	Verdict
629.897	-47.57	-0.69	-13.0	34.57	149.00	Vertical	Horizontal	N/A
664.041	-51.43	1.97	-13.0	38.43	206.00	Vertical	Horizontal	N/A
1328.900	-51.74	-5.00	-13.0	38.74	100.00	Vertical	Horizontal	Pass
1993.000	-44.25	-4.09	-13.0	31.25	345.00	Vertical	Horizontal	Pass
7976.000	-40.13	15.03	-13.0	27.13	360.00	Vertical	Horizontal	Pass
9407.400	-40.48	13.43	-13.0	27.48	1.00	Vertical	Horizontal	Pass

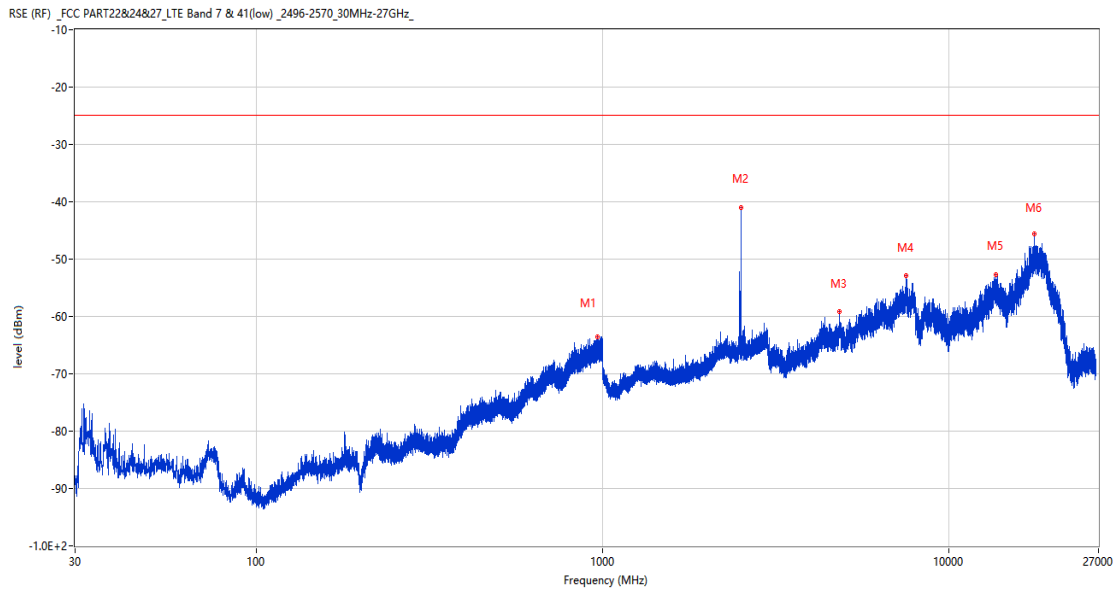
2.22 LTE Band 38/41

Test Configuration	BAND:LTE B38/41 CHANNEL:LOW BW:20
--------------------	-----------------------------------



Frequency (MHz)	Result (dBm)	Factor (dB)	Limit (dBm)	Margin (dB)	Table (o)	ANT	EUT	Verdict
966.244	-62.90	4.68	-25.0	37.90	260.00	Horizontal	Horizontal	Pass
2515.200	-43.02	-9.68	-25.0	18.02	169.00	Horizontal	Horizontal	N/A
4350.500	-60.66	-6.43	-25.0	35.66	47.00	Horizontal	Horizontal	Pass
7481.500	-53.39	0.48	-25.0	28.39	93.00	Horizontal	Horizontal	Pass
13687.912	-52.70	3.77	-25.0	27.70	360.00	Horizontal	Horizontal	Pass
17933.588	-46.90	10.03	-25.0	21.90	213.00	Horizontal	Horizontal	Pass

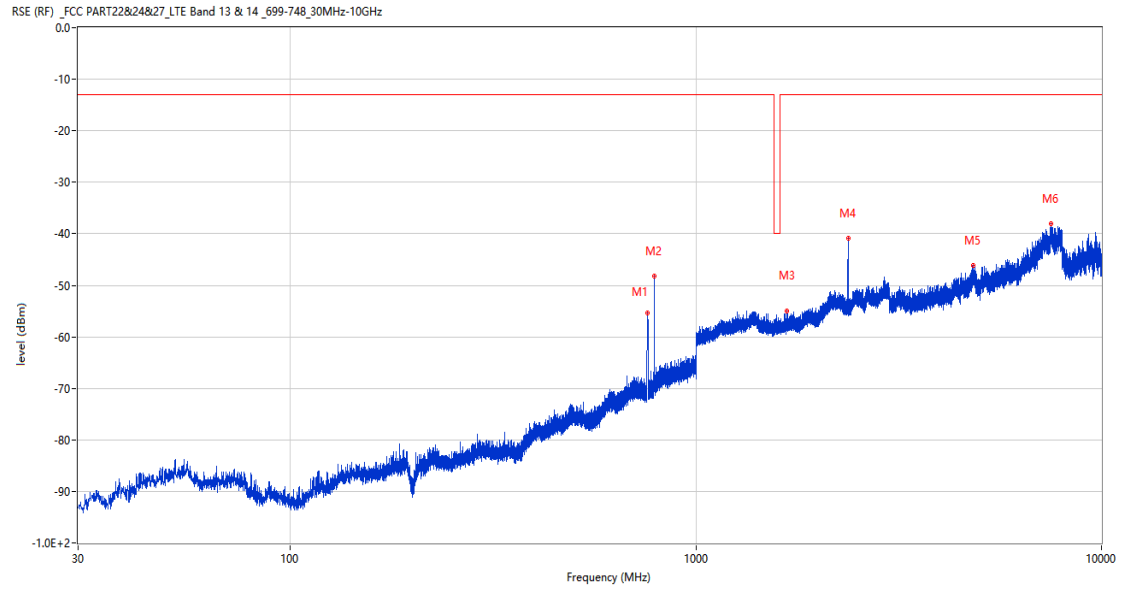
Test Configuration | BAND:LTE B38/41 CHANNEL:LOW BW:20



Frequency (MHz)	Result (dBm)	Factor (dB)	Limit (dBm)	Margin (dB)	Table (o)	ANT	EUT	Verdict
965.274	-63.60	4.66	-25.0	38.60	175.00	Vertical	Horizontal	Pass
2515.200	-40.99	-9.68	-25.0	15.99	325.00	Vertical	Horizontal	N/A
4820.250	-59.17	-6.24	-25.0	34.17	120.00	Vertical	Horizontal	Pass
7500.500	-52.93	0.28	-25.0	27.93	233.00	Vertical	Horizontal	Pass
13652.737	-52.63	4.33	-25.0	27.63	277.00	Vertical	Horizontal	Pass
17608.350	-45.58	10.67	-25.0	20.58	265.00	Vertical	Horizontal	Pass

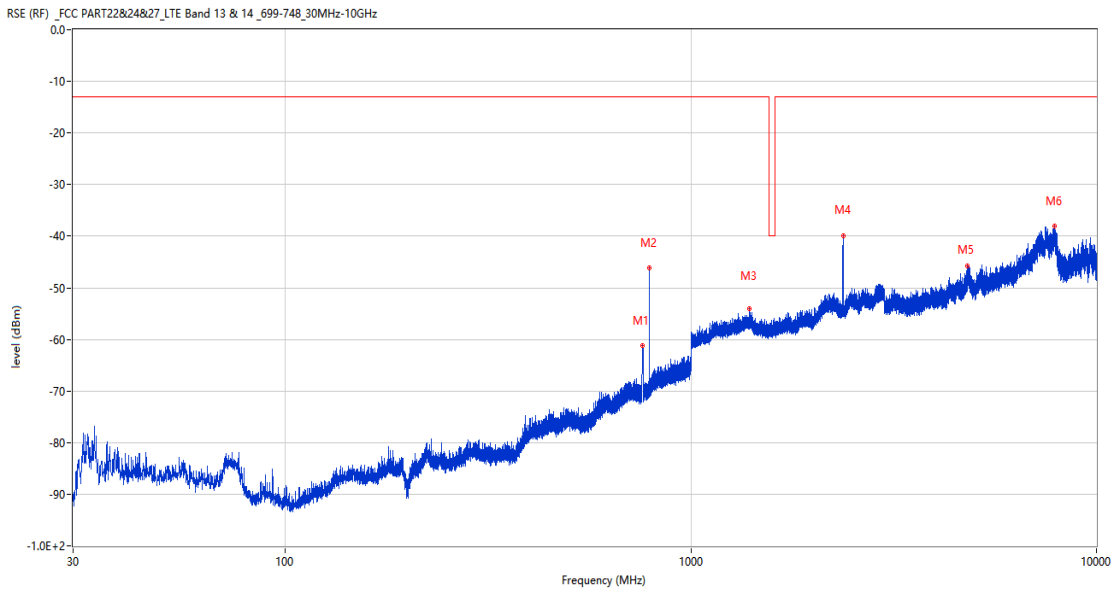
2.23 LTE Band 14

Test Configuration	BAND:LTE B14 CHANNEL:LOW BW:5
--------------------	-------------------------------



Frequency (MHz)	Result (dBm)	Factor (dB)	Limit (dBm)	Margin (dB)	Table (o)	ANT	EUT	Verdict
759.003	-55.35	-0.52	-13.0	42.35	256.00	Horizontal	Horizontal	N/A
790.625	-48.30	1.55	-13.0	35.30	7.00	Horizontal	Horizontal	N/A
1680.100	-55.00	-3.76	-13.0	42.00	249.00	Horizontal	Horizontal	Pass
2372.200	-40.93	0.59	-13.0	27.93	139.00	Horizontal	Horizontal	Pass
4833.000	-46.16	7.61	-13.0	33.16	316.00	Horizontal	Horizontal	Pass
7521.500	-38.13	16.06	-13.0	25.13	178.00	Horizontal	Horizontal	Pass

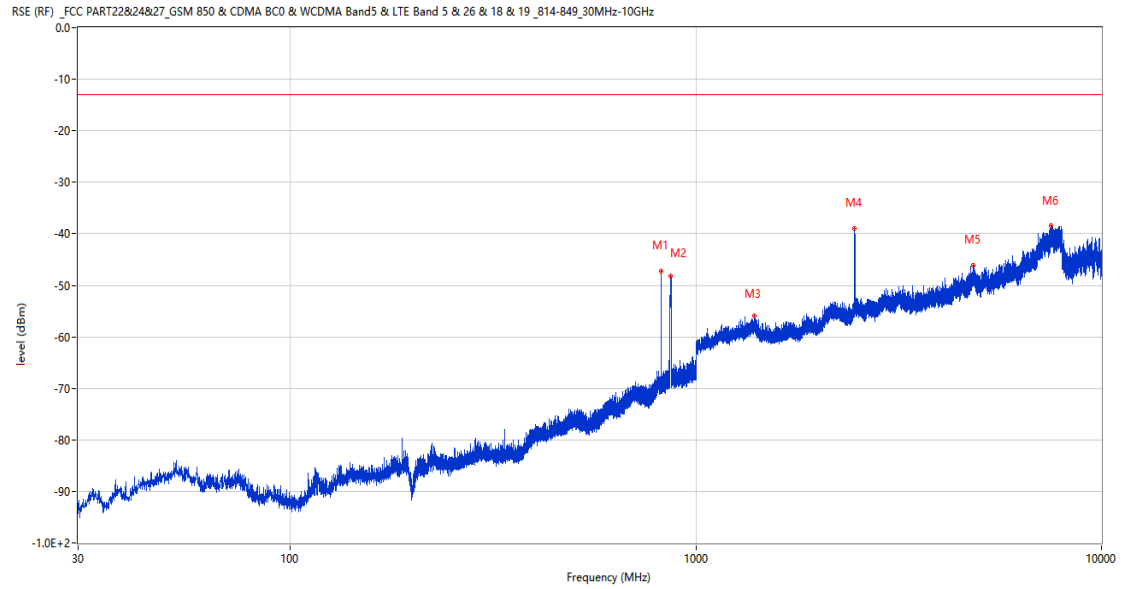
Test Configuration	BAND:LTE B14 CHANNEL:LOW BW:5
--------------------	-------------------------------



Frequency (MHz)	Result (dBm)	Factor (dB)	Limit (dBm)	Margin (dB)	Table (o)	ANT	EUT	Verdict
759.391	-61.29	-0.52	-13.0	48.29	360.00	Vertical	Horizontal	N/A
790.625	-46.22	1.55	-13.0	33.22	170.00	Vertical	Horizontal	N/A
1392.900	-54.12	-2.50	-13.0	41.12	180.00	Vertical	Horizontal	Pass
2372.200	-39.86	0.59	-13.0	26.86	43.00	Vertical	Horizontal	Pass
4812.250	-45.71	7.96	-13.0	32.71	136.00	Vertical	Horizontal	Pass
7868.500	-38.10	16.99	-13.0	25.10	110.00	Vertical	Horizontal	Pass

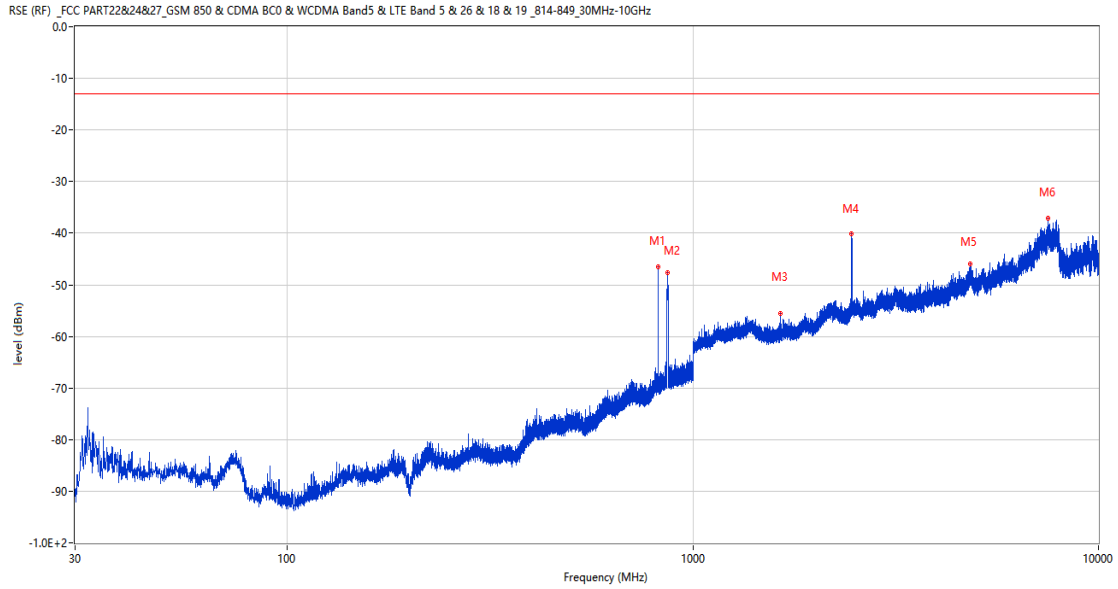
2.24 LTE Band 26 (814 MHz ~ 824 MHz)

Test Configuration	BAND:LTE B26 CHANNEL:HIGH BW:5
--------------------	--------------------------------



Frequency (MHz)	Result (dBm)	Factor (dB)	Limit (dBm)	Margin (dB)	Table (o)	ANT	EUT	Verdict
821.617	-47.25	1.90	-13.0	34.25	0.00	Horizontal	Horizontal	N/A
867.255	-48.21	1.95	-13.0	35.21	203.00	Horizontal	Horizontal	N/A
1393.900	-55.93	-3.93	-13.0	42.93	188.00	Horizontal	Horizontal	Pass
2465.300	-38.94	-0.39	-13.0	25.94	141.00	Horizontal	Horizontal	Pass
4820.250	-46.07	7.74	-13.0	33.07	68.00	Horizontal	Horizontal	Pass
7496.000	-38.46	16.69	-13.0	25.46	15.00	Horizontal	Horizontal	Pass

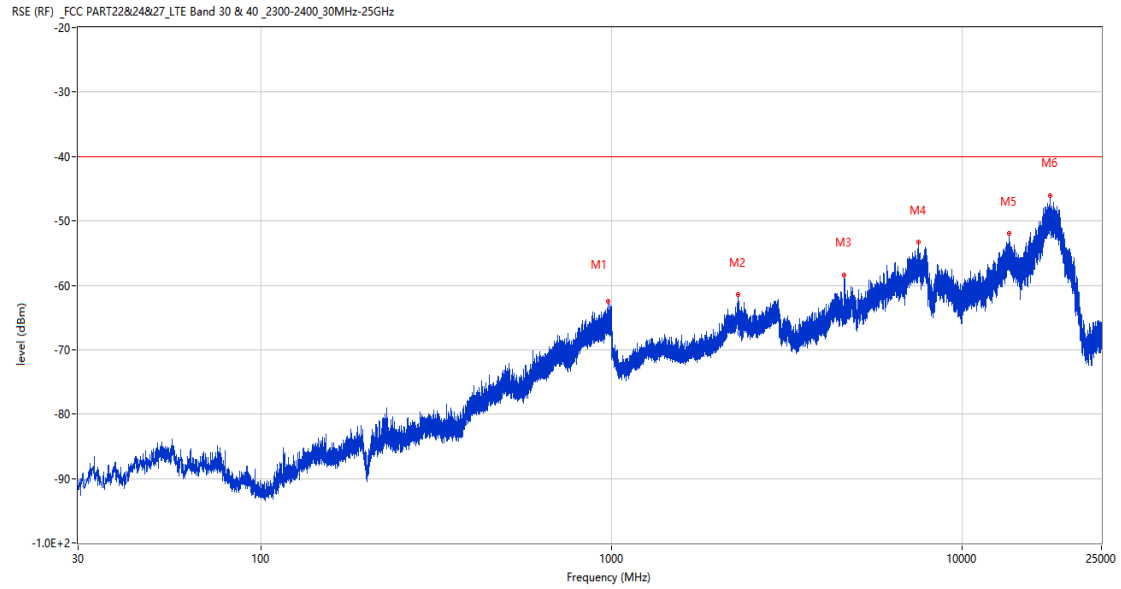
Test Configuration BAND:LTE B26 CHANNEL:HIGH BW:5



Frequency (MHz)	Result (dBm)	Factor (dB)	Limit (dBm)	Margin (dB)	Table (o)	ANT	EUT	Verdict
821.666	-46.45	1.90	-13.0	33.45	163.00	Vertical	Horizontal	N/A
865.510	-47.57	1.99	-13.0	34.57	142.00	Vertical	Horizontal	N/A
1643.500	-55.51	-5.58	-13.0	42.51	14.00	Vertical	Horizontal	Pass
2465.200	-40.15	-0.40	-13.0	27.15	26.00	Vertical	Horizontal	Pass
4819.250	-45.91	7.75	-13.0	32.91	257.00	Vertical	Horizontal	Pass
7494.500	-37.01	16.76	-13.0	24.01	194.00	Vertical	Horizontal	Pass

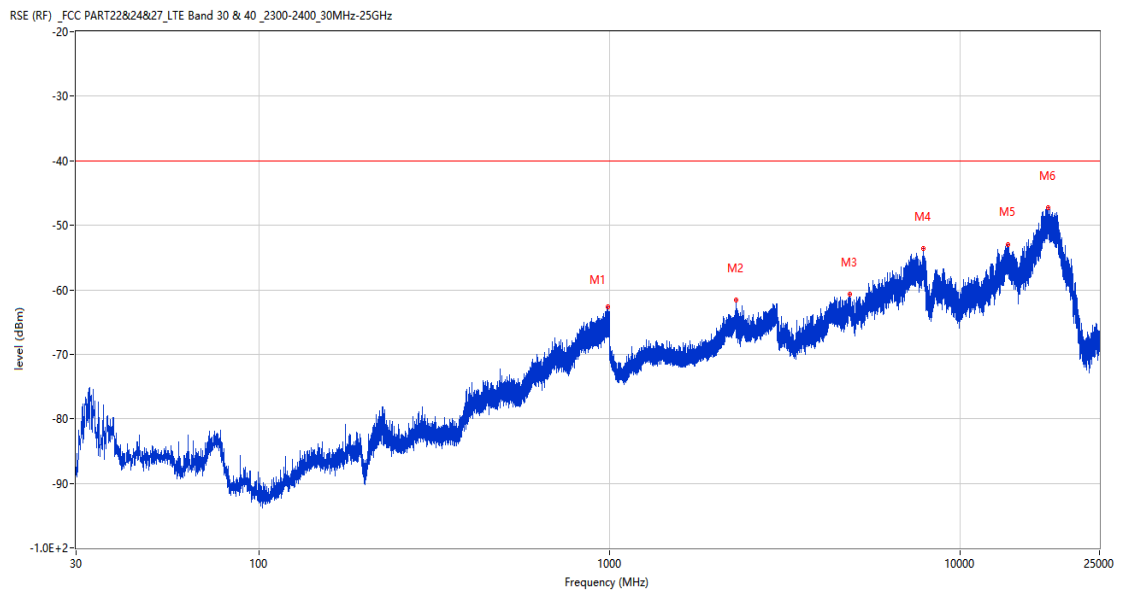
2.25 LTE Band 30

Test Configuration	BAND:LTE B30 CHANNEL:MID BW:10
--------------------	--------------------------------



Frequency (MHz)	Result (dBm)	Factor (dB)	Limit (dBm)	Margin (dB)	Table (o)	ANT	EUT	Verdict
976.865	-62.50	5.04	-40.0	22.50	235.00	Horizontal	Horizontal	Pass
2290.800	-61.43	-10.11	-40.0	21.43	77.00	Horizontal	Horizontal	N/A
4620.250	-58.37	-7.10	-40.0	18.37	125.00	Horizontal	Horizontal	Pass
7497.500	-53.25	0.48	-40.0	13.25	97.00	Horizontal	Horizontal	Pass
13650.375	-51.92	4.36	-40.0	11.92	49.00	Horizontal	Horizontal	Pass
17833.839	-46.02	10.78	-40.0	6.02	360.00	Horizontal	Horizontal	Pass

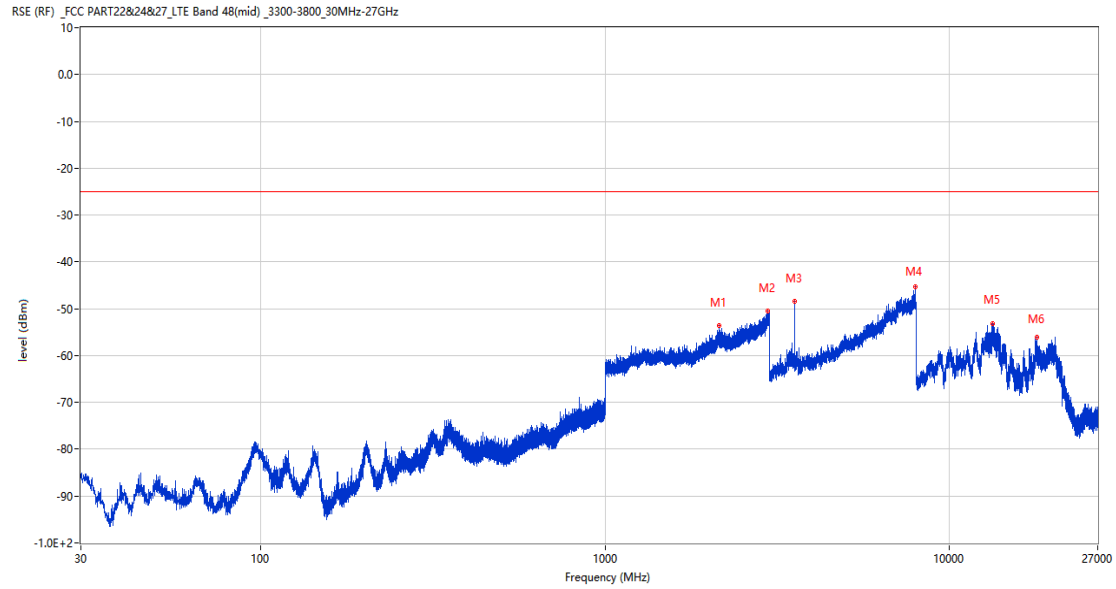
Test Configuration	BAND:LTE B30 CHANNEL:MID BW:10
--------------------	--------------------------------



Frequency (MHz)	Result (dBm)	Factor (dB)	Limit (dBm)	Margin (dB)	Table (o)	ANT	EUT	Verdict
987.390	-62.63	5.34	-40.0	22.63	11.00	Vertical	Horizontal	Pass
2291.200	-61.57	-10.10	-40.0	21.57	123.00	Vertical	Horizontal	N/A
4857.250	-60.70	-5.98	-40.0	20.70	317.00	Vertical	Horizontal	Pass
7861.500	-53.59	1.06	-40.0	13.59	0.00	Vertical	Horizontal	Pass
13709.438	-52.94	3.52	-40.0	12.94	360.00	Vertical	Horizontal	Pass
17860.350	-47.25	10.84	-40.0	7.25	48.00	Vertical	Horizontal	Pass

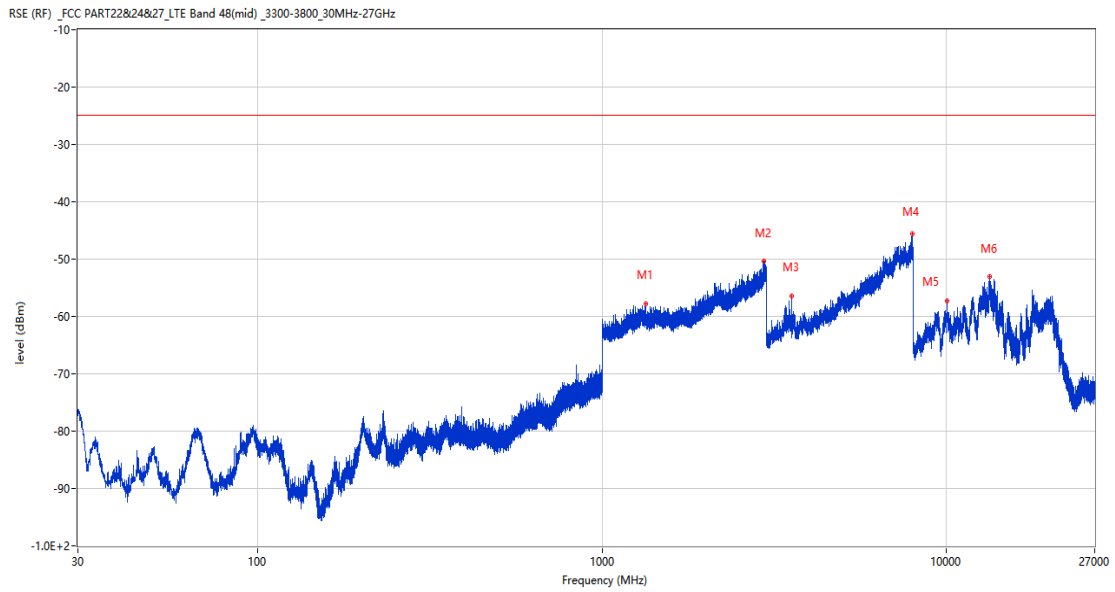
2.26 LTE Band 42/43/48 (3550 MHz ~ 3700 MHz)

Test Configuration	BAND:LTE B42/43/48(3550 MHz ~ 3700 MHz) CHANNEL:LOW BW:15
--------------------	---



Frequency (MHz)	Result (dBm)	Factor (dB)	Limit (dBm)	Margin (dB)	Table (o)	ANT	EUT	Verdict
2142.800	-53.54	-1.84	-25.0	28.54	106.00	Horizontal	Horizontal	Pass
2976.200	-50.55	4.81	-25.0	25.55	36.00	Horizontal	Horizontal	Pass
3555.500	-48.44	12.98	-25.0	23.44	48.00	Horizontal	Horizontal	N/A
7966.500	-45.35	25.21	-25.0	20.35	223.00	Horizontal	Horizontal	Pass
13393.912	-53.10	16.95	-25.0	28.10	360.00	Horizontal	Horizontal	Pass
17967.188	-56.06	13.66	-25.0	31.06	360.00	Horizontal	Horizontal	Pass

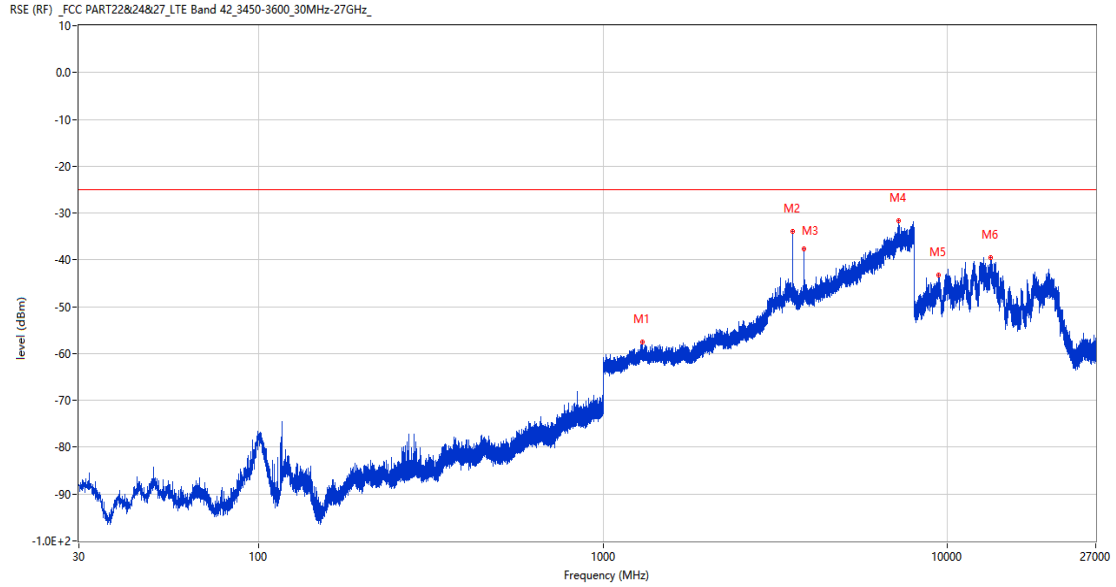
Test Configuration BAND:LTE B42/43/48(3550 MHz ~ 3700 MHz) CHANNEL:LOW BW:15



Frequency (MHz)	Result (dBm)	Factor (dB)	Limit (dBm)	Margin (dB)	Table (o)	ANT	EUT	Verdict
1342.800	-57.72	-5.68	-25.0	32.72	146.00	Vertical	Horizontal	Pass
2943.800	-50.34	3.61	-25.0	25.34	195.00	Vertical	Horizontal	Pass
3556.500	-56.38	12.98	-25.0	31.38	67.00	Vertical	Horizontal	N/A
7960.500	-45.61	25.55	-25.0	20.61	360.00	Vertical	Horizontal	Pass
10046.657	-57.31	13.11	-25.0	32.31	360.00	Vertical	Horizontal	Pass
13375.275	-53.12	16.78	-25.0	28.12	360.00	Vertical	Horizontal	Pass

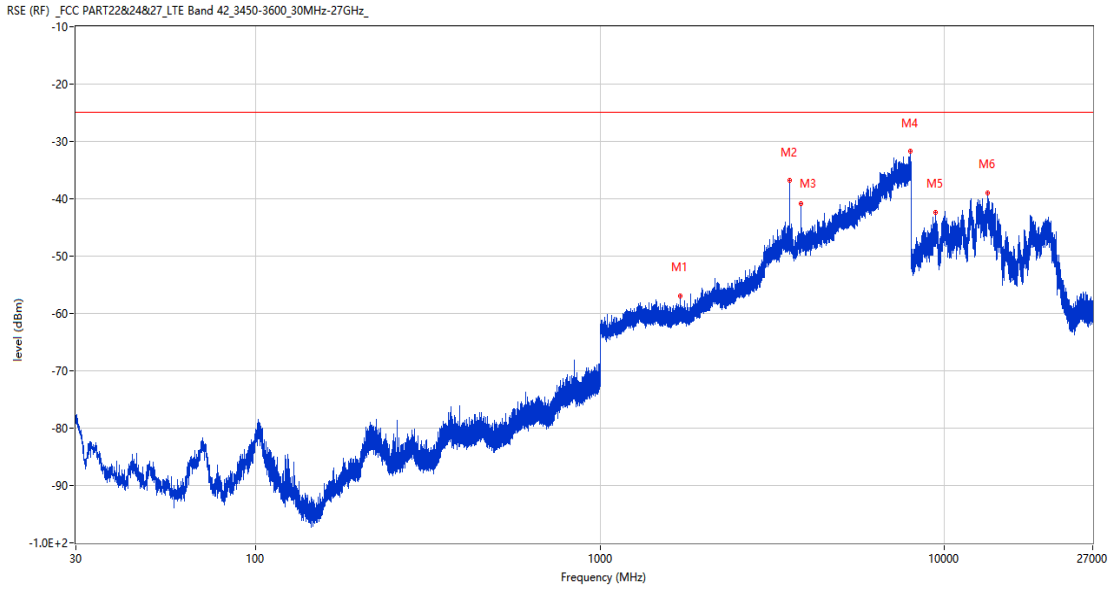
2.27 LTE Band 42 (3450 MHz ~ 3550 MHz)

Test Configuration	BAND:LTE B42 CHANNEL:HIGH BW:20
--------------------	---------------------------------



Frequency (MHz)	Result (dBm)	Factor (dB)	Limit (dBm)	Margin (dB)	Table (o)	ANT	EUT	Verdict
1299.100	-57.60	-4.66	-25.0	32.60	358.00	Horizontal	Horizontal	Pass
3549.500	-33.88	12.95	-25.0	8.88	29.00	Horizontal	Horizontal	N/A
3824.500	-37.72	12.00	-25.0	12.72	104.00	Horizontal	Horizontal	Pass
7238.000	-31.64	23.44	-25.0	6.64	62.00	Horizontal	Horizontal	Pass
9454.213	-43.17	11.56	-25.0	18.17	274.00	Horizontal	Horizontal	Pass
13403.099	-39.49	16.94	-25.0	14.49	1.00	Horizontal	Horizontal	Pass

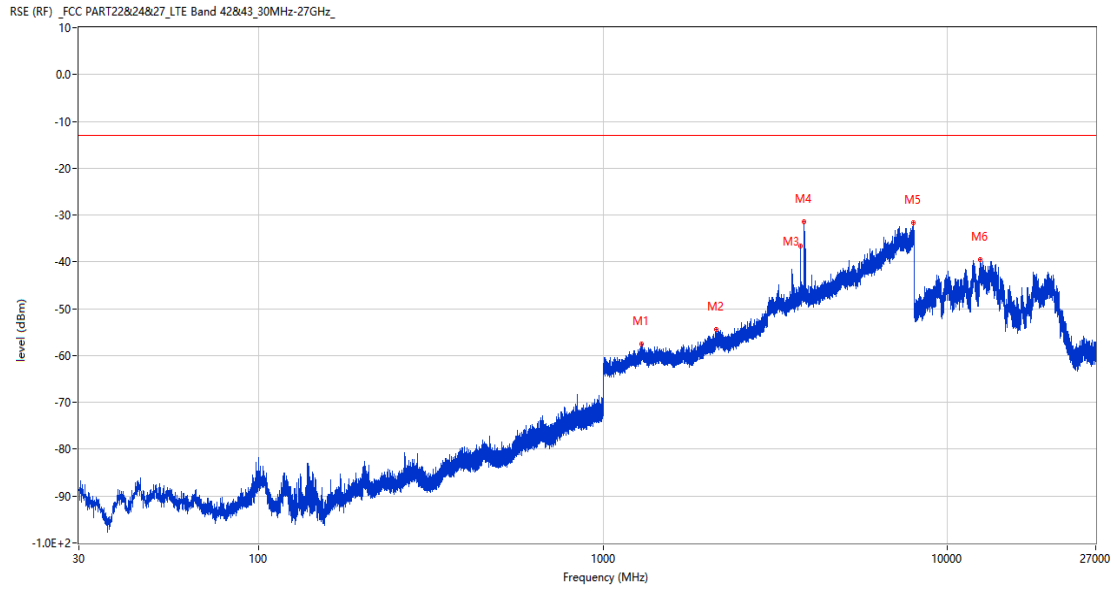
Test Configuration BAND:LTE B42 CHANNEL:HIGH BW:20



Frequency (MHz)	Result (dBm)	Factor (dB)	Limit (dBm)	Margin (dB)	Table (o)	ANT	EUT	Verdict
1707.000	-56.91	-5.03	-25.0	31.91	94.00	Vertical	Horizontal	Pass
3549.500	-36.84	12.95	-25.0	11.84	271.00	Vertical	Horizontal	N/A
3825.000	-40.80	12.02	-25.0	15.80	87.00	Vertical	Horizontal	Pass
7953.500	-31.71	24.95	-25.0	6.71	249.00	Vertical	Horizontal	Pass
9425.475	-42.31	11.67	-25.0	17.31	185.00	Vertical	Horizontal	Pass
13374.224	-38.91	16.77	-25.0	13.91	283.00	Vertical	Horizontal	Pass

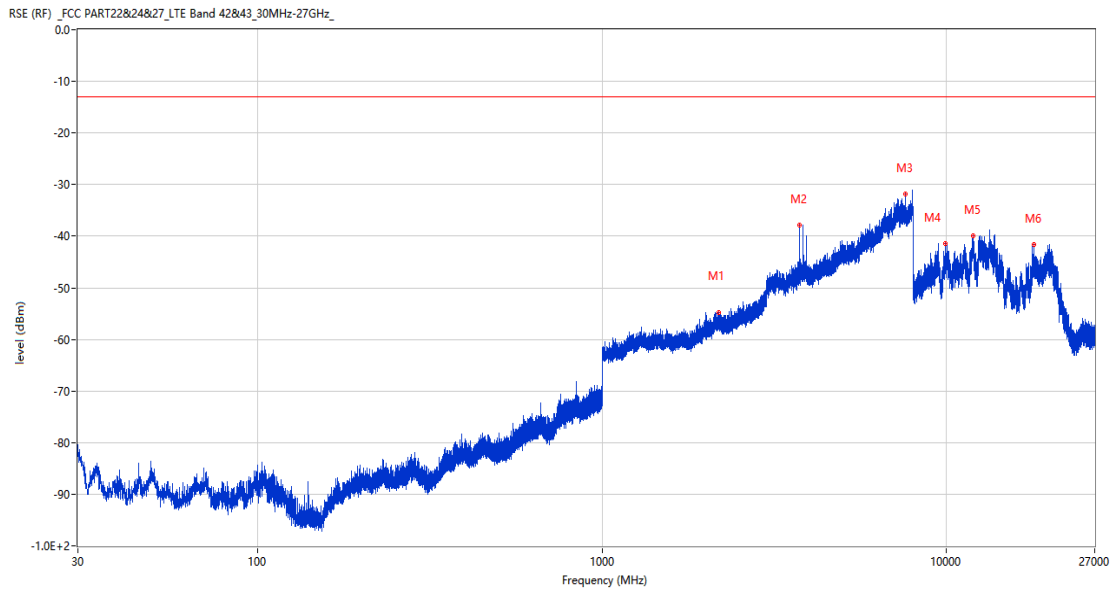
2.28 LTE Band 43 (3700 MHz ~ 3800 MHz)

Test Configuration	BAND:LTE B43 CHANNEL:MID BW:5
--------------------	-------------------------------



Frequency (MHz)	Result (dBm)	Factor (dB)	Limit (dBm)	Margin (dB)	Table (o)	ANT	EUT	Verdict
1293.800	-57.61	-4.44	-13.0	44.61	214.00	Horizontal	Horizontal	Pass
2137.600	-54.44	-1.46	-13.0	41.44	224.00	Horizontal	Horizontal	Pass
3749.000	-36.64	13.14	-13.0	23.64	93.00	Horizontal	Horizontal	N/A
3835.500	-31.47	13.71	-13.0	18.47	93.00	Horizontal	Horizontal	Pass
7960.500	-31.69	24.52	-13.0	18.69	360.00	Horizontal	Horizontal	Pass
12488.037	-39.49	14.61	-13.0	26.49	2.00	Horizontal	Horizontal	Pass

Test Configuration BAND:LTE B43 CHANNEL:MID BW:5



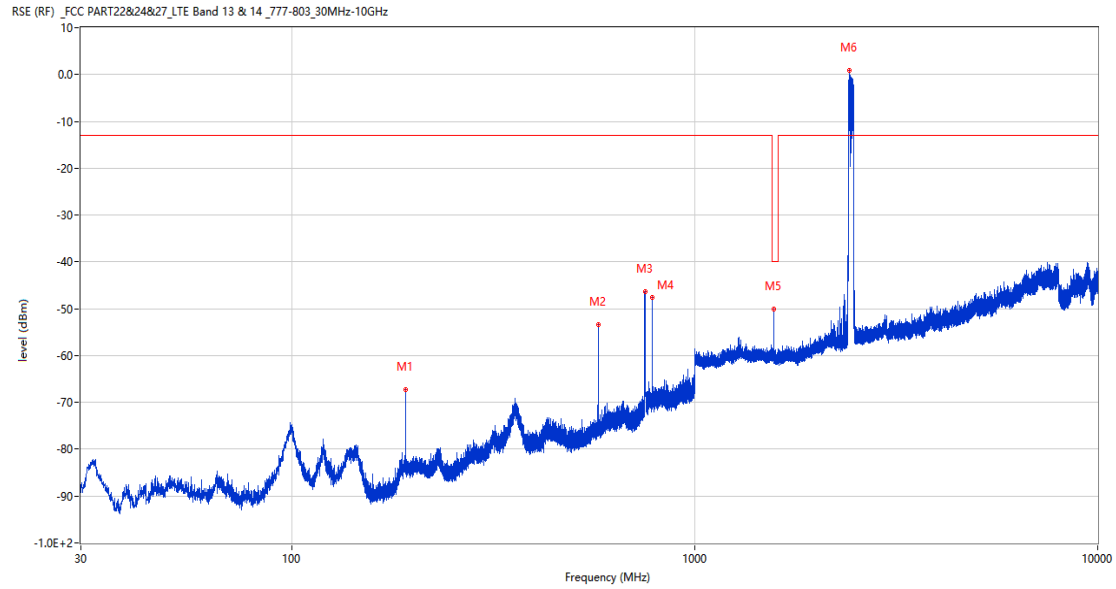
Frequency (MHz)	Result (dBm)	Factor (dB)	Limit (dBm)	Margin (dB)	Table (o)	ANT	EUT	Verdict
2180.000	-54.72	-1.26	-13.0	41.72	1.00	Vertical	Horizontal	Pass
3749.500	-37.78	13.14	-13.0	24.78	85.00	Vertical	Horizontal	N/A
7590.000	-31.73	23.50	-13.0	18.73	150.00	Vertical	Horizontal	Pass
9955.338	-41.39	12.12	-13.0	28.39	1.00	Vertical	Horizontal	Pass
12001.875	-39.93	13.76	-13.0	26.93	349.00	Vertical	Horizontal	Pass
17946.974	-41.53	14.02	-13.0	28.53	201.00	Vertical	Horizontal	Pass

3. LTE+WLAN

INPAQ

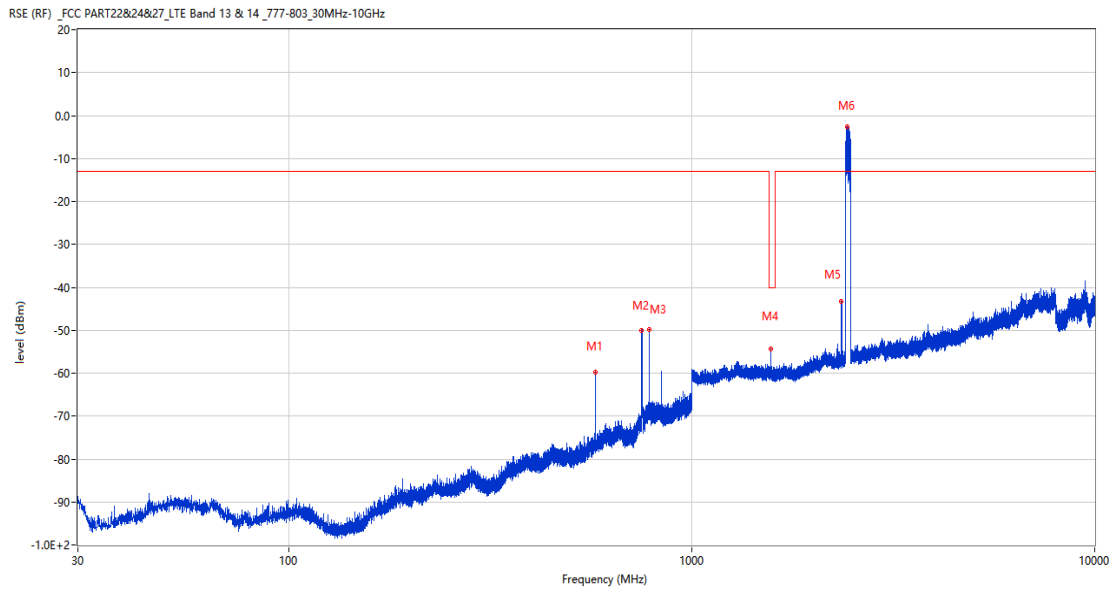
3.1 LTE Band 13+ WLAN2.4G

Test Configuration	BAND:LTE B13 CHANNEL:HIGH BW:5+WLAN2.4G 802.11n40 Ch3 MIMO<Chain A+B>
--------------------	---



Frequency (MHz)	Result (dBm)	Factor (dB)	Limit (dBm)	Margin (dB)	Table (o)	ANT	EUT	Verdict
191.990	-67.21	-14.23	-13.0	54.21	309.00	Horizontal	Horizontal	Pass
576.013	-53.43	-3.21	-13.0	40.43	302.00	Horizontal	Horizontal	Pass
754.638	-46.30	1.67	-13.0	33.30	249.00	Horizontal	Horizontal	N/A
784.757	-47.57	3.59	-13.0	34.57	45.00	Horizontal	Horizontal	N/A
1570.300	-50.06	-5.53	-40.0	10.06	350.00	Horizontal	Horizontal	Pass
2425.500	0.91	-1.27	-13.0	-13.91	254.00	Horizontal	Horizontal	N/A

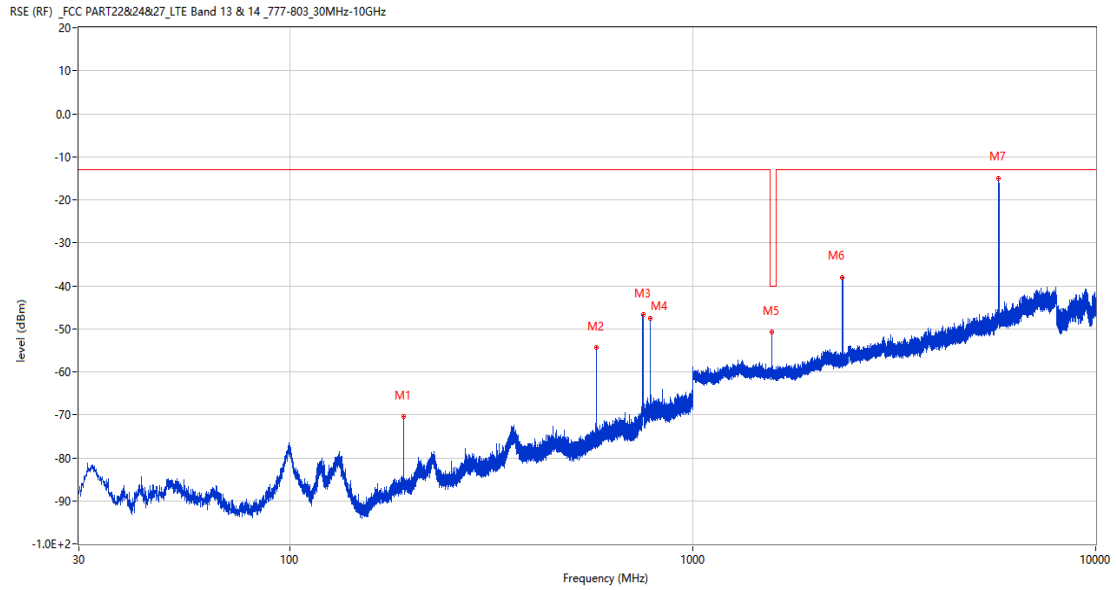
Test Configuration	BAND:LTE B13 CHANNEL:HIGH BW:5+WLAN2.4G 802.11n40 Ch3 MIMO<Chain A+B>
--------------------	---



Frequency (MHz)	Result (dBm)	Factor (dB)	Limit (dBm)	Margin (dB)	Table (o)	ANT	EUT	Verdict
576.013	-59.68	-3.21	-13.0	46.68	330.00	Vertical	Horizontal	Pass
751.292	-50.11	1.38	-13.0	37.11	218.00	Vertical	Horizontal	N/A
784.612	-49.92	3.58	-13.0	36.92	73.00	Vertical	Horizontal	N/A
1569.800	-54.34	-5.52	-40.0	14.34	89.00	Vertical	Horizontal	Pass
2354.800	-43.24	-1.94	-13.0	30.24	142.00	Vertical	Horizontal	Pass
2427.600	-2.59	-1.10	-13.0	-10.41	166.00	Vertical	Horizontal	N/A

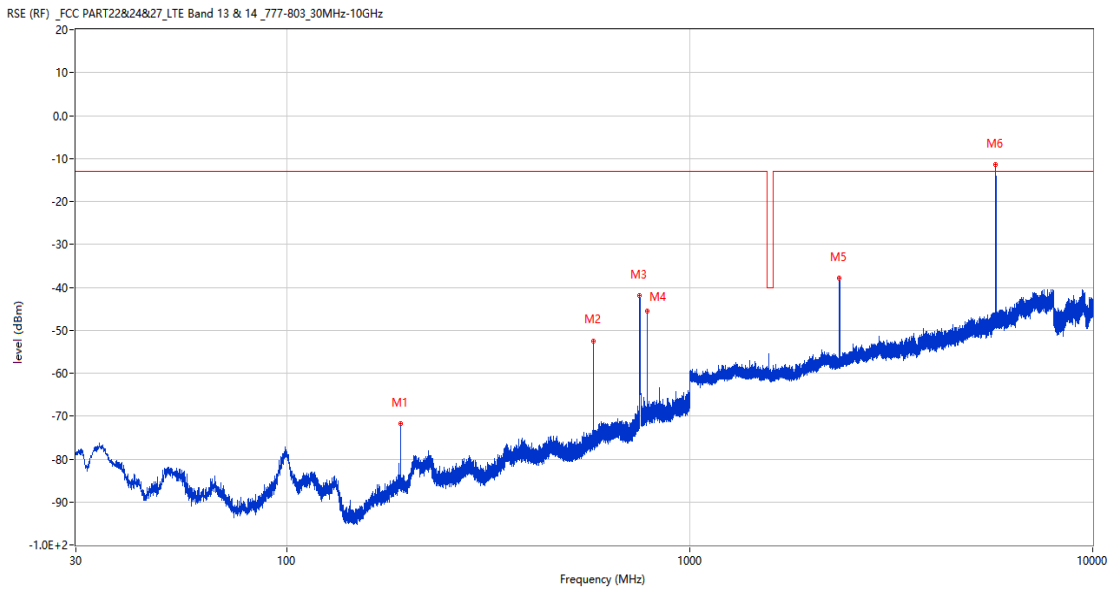
3.2 LTE Band 13+ WLAN5G

Test Configuration | BAND:LTE B13 CHANNEL:HIGH BW:5+ WLAN5G 802.11n40 Ch151 MIMO<Chain A+B>



Frequency (MHz)	Result (dBm)	Factor (dB)	Limit (dBm)	Margin (dB)	Table (o)	ANT	EUT	Verdict
191.990	-70.42	-14.23	-13.0	57.42	344.00	Horizontal	Horizontal	Pass
576.013	-54.39	-3.21	-13.0	41.39	15.00	Horizontal	Horizontal	Pass
755.123	-46.69	1.68	-13.0	33.69	145.00	Horizontal	Horizontal	N/A
784.612	-47.52	3.58	-13.0	34.52	47.00	Horizontal	Horizontal	N/A
1570.100	-50.67	-5.50	-40.0	10.67	340.00	Horizontal	Horizontal	Pass
2354.900	-38.15	-1.95	-13.0	25.15	104.00	Horizontal	Horizontal	Pass
5751.000	-15.05	9.68	-13.0	2.05	235.00	Horizontal	Horizontal	N/A

Test Configuration BAND:LTE B13 CHANNEL:HIGH BW:5+ WLAN5G 802.11n40 Ch151 MIMO<Chain A+B>



Frequency (MHz)	Result (dBm)	Factor (dB)	Limit (dBm)	Margin (dB)	Table (o)	ANT	EUT	Verdict
192.038	-71.86	-14.24	-13.0	58.86	46.00	Vertical	Horizontal	Pass
576.013	-52.43	-3.21	-13.0	39.43	325.00	Vertical	Horizontal	Pass
752.019	-41.96	1.46	-13.0	28.96	212.00	Vertical	Horizontal	N/A
784.660	-45.60	3.59	-13.0	32.60	92.00	Vertical	Horizontal	N/A
2354.800	-37.94	-1.94	-13.0	24.94	137.00	Vertical	Horizontal	Pass
5740.250	-11.37	9.62	-13.0	-1.63	116.00	Vertical	Horizontal	N/A

--BLANK BELOW--