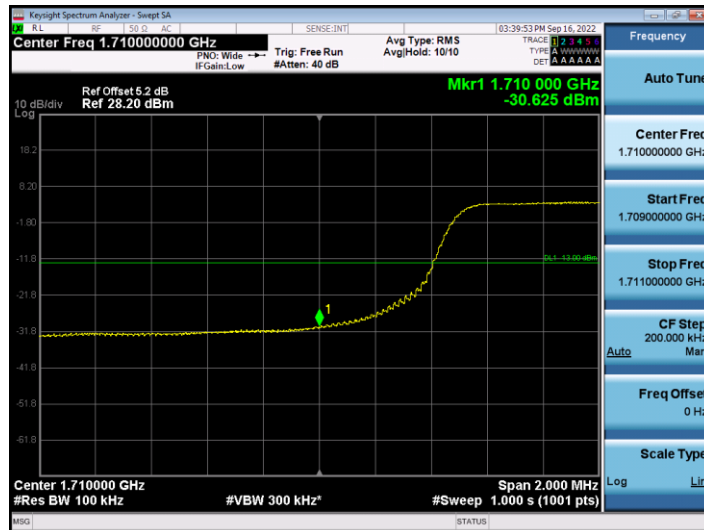
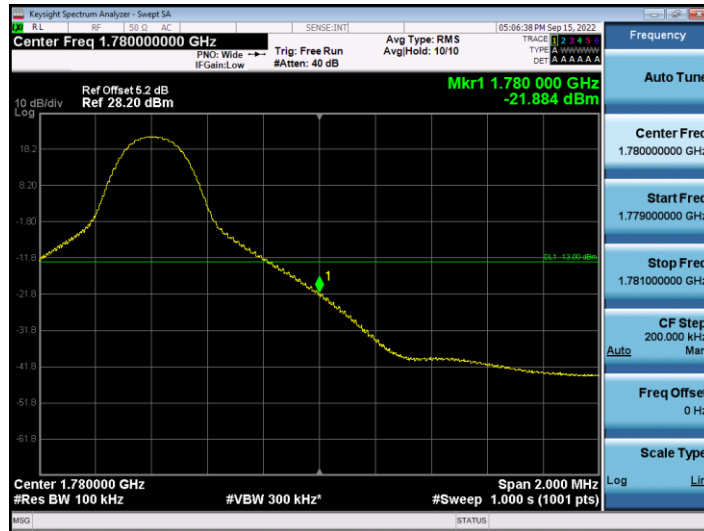


Band66-10MHz-QPSK-132022-50RB#0



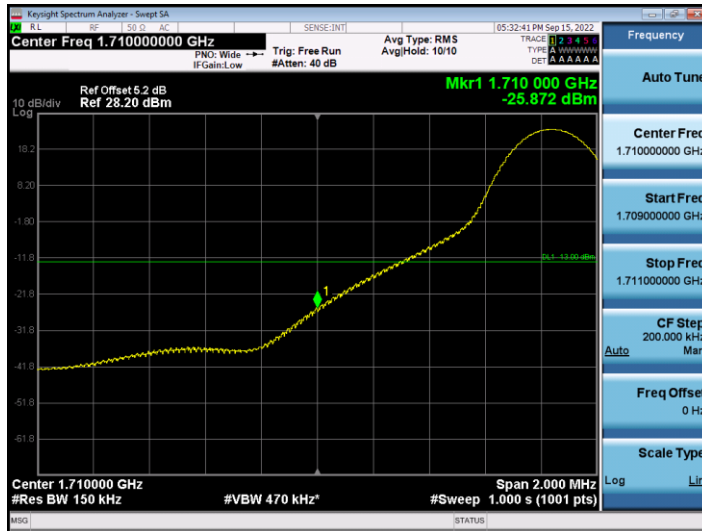
Band66-10MHz-QPSK-132622-1RB#49



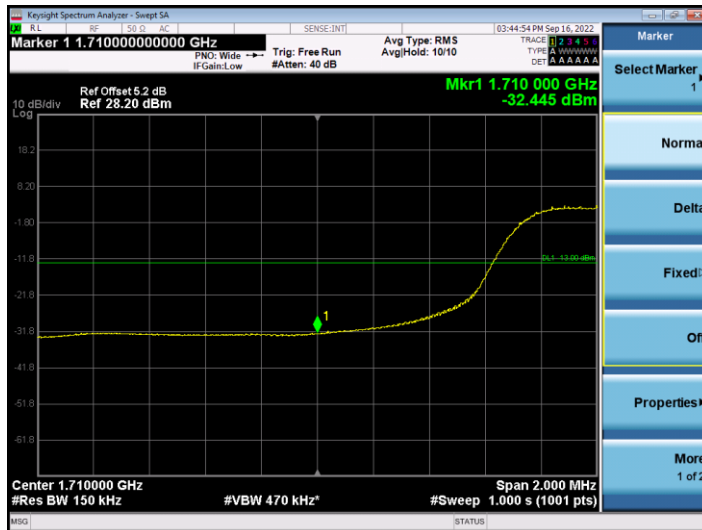
Band66-10MHz-QPSK-132622-50RB#0



Band66-15MHz-QPSK-132047-1RB#0



Band66-15MHz-QPSK-132047-75RB#0



Band66-15MHz-QPSK-132597-1RB#74



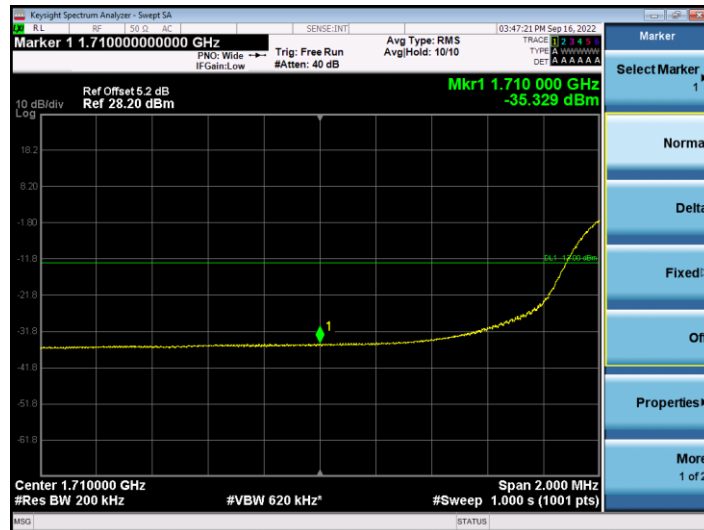
Band66-15MHz-QPSK-132597-75RB#0



Band66-20MHz-QPSK-132072-1RB#0



Band66-20MHz-QPSK-132072-100RB#0



Band66-20MHz-QPSK-132572-1RB#99



Band66-20MHz-QPSK-132572-100RB#0



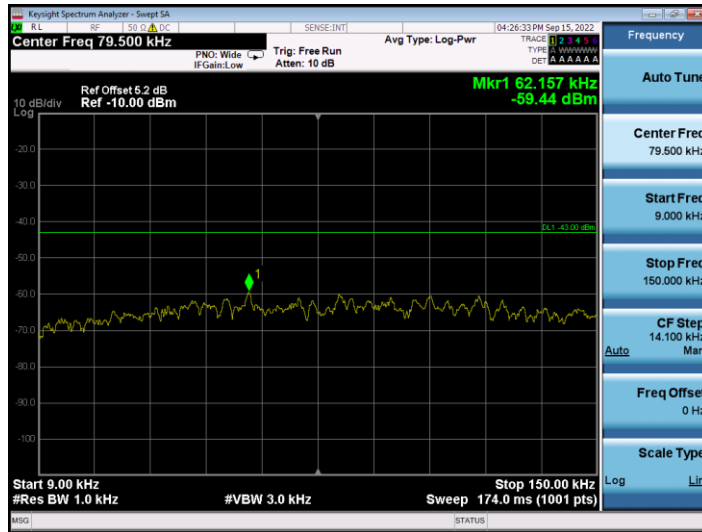
Appendix F Spurious Emission at Antenna Terminals

Test Result

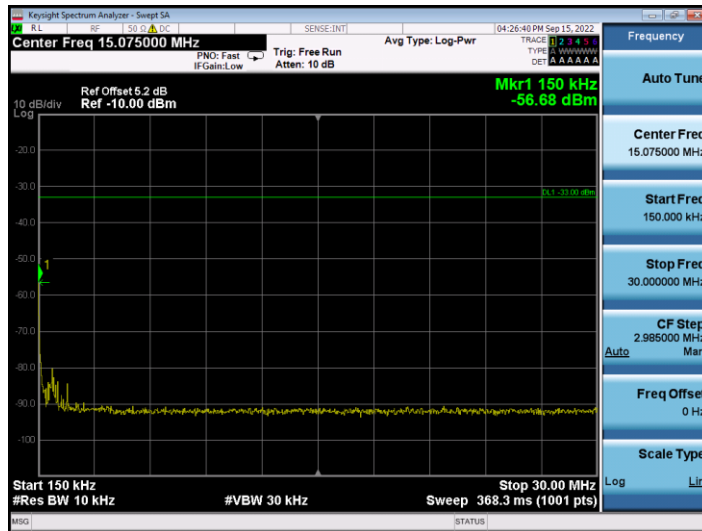
Band	Bandwidth	Modulation	Channel	RB Configuration	Frequency Range	Result (dBm)	Verdict
Band66	1.4MHz	QPSK	132322	1RB#0	Range1: 0.009~0.15MHz	-56.71	PASS
Band66	1.4MHz	QPSK	132322	1RB#0	Range2: 0.15~30MHz	-55.08	PASS
Band66	1.4MHz	QPSK	132322	1RB#0	Range3: 30~18800MHz	-52.89	PASS
Band66	3MHz	QPSK	132322	1RB#0	Range1: 0.009~0.15MHz	-58.38	PASS
Band66	3MHz	QPSK	132322	1RB#0	Range2: 0.15~30MHz	-54.85	PASS
Band66	3MHz	QPSK	132322	1RB#0	Range3: 30~18800MHz	-52.88	PASS
Band66	5MHz	QPSK	132322	1RB#0	Range1: 0.009~0.15MHz	-57.46	PASS
Band66	5MHz	QPSK	132322	1RB#0	Range2: 0.15~30MHz	-55.08	PASS
Band66	5MHz	QPSK	132322	1RB#0	Range3: 30~18800MHz	-52.78	PASS
Band66	10MHz	QPSK	132322	1RB#0	Range1: 0.009~0.15MHz	-58.37	PASS
Band66	10MHz	QPSK	132322	1RB#0	Range2: 0.15~30MHz	-55.05	PASS
Band66	10MHz	QPSK	132322	1RB#0	Range3: 30~18800MHz	-52.80	PASS
Band66	15MHz	QPSK	132322	1RB#0	Range1: 0.009~0.15MHz	-58.62	PASS
Band66	15MHz	QPSK	132322	1RB#0	Range2: 0.15~30MHz	-56.56	PASS
Band66	15MHz	QPSK	132322	1RB#0	Range3: 30~18800MHz	-52.81	PASS
Band66	20MHz	QPSK	132322	1RB#0	Range1: 0.009~0.15MHz	-58.40	PASS
Band66	20MHz	QPSK	132322	1RB#0	Range2: 0.15~30MHz	-56.40	PASS
Band66	20MHz	QPSK	132322	1RB#0	Range3: 30~18800MHz	-53.13	PASS

Test Plots

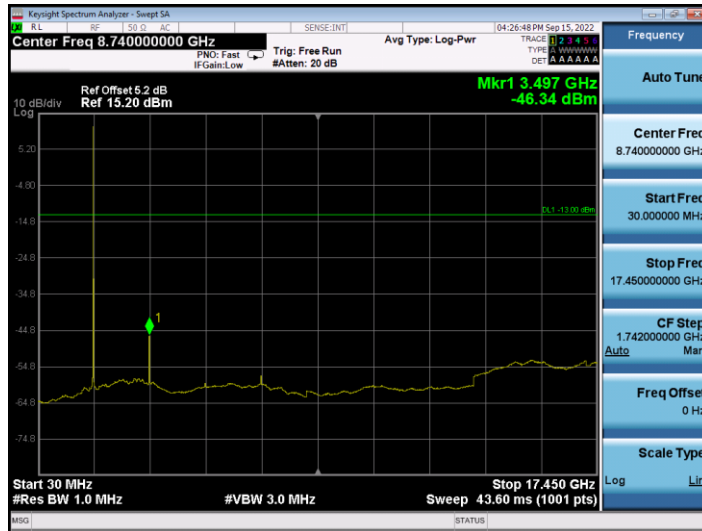
Band66-1.4MHz-QPSK-132322-1RB#0-Range1: 0.009~0.15MHz



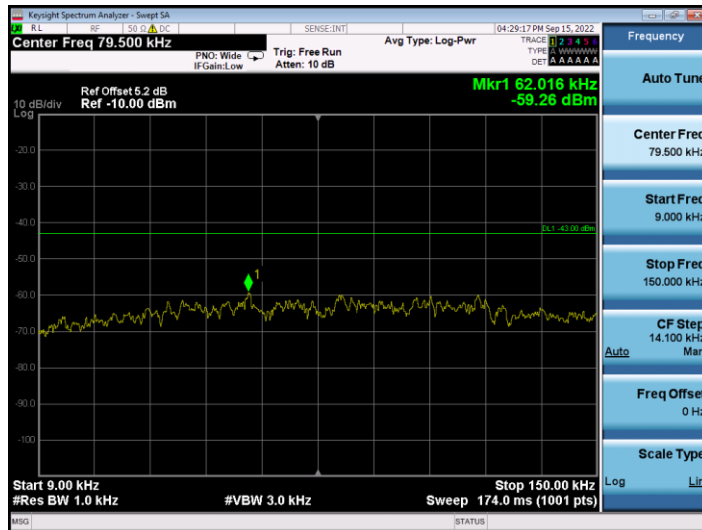
Band66-1.4MHz-QPSK-132322-1RB#0-Range2: 0.15~30MHz



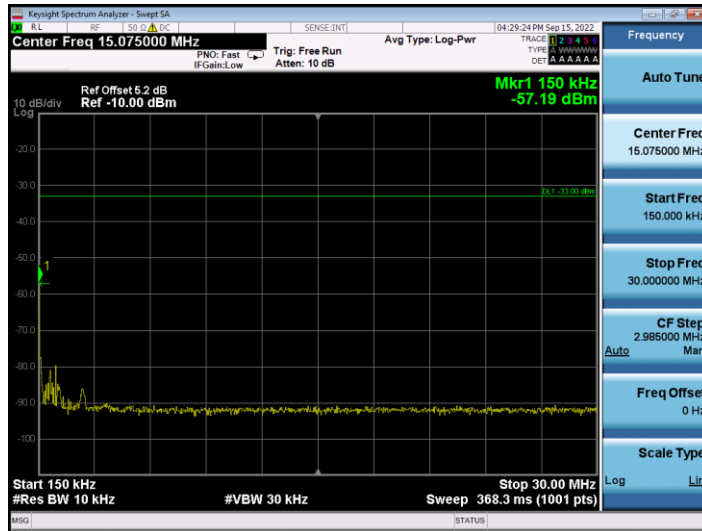
Band66-1.4MHz-QPSK-132322-1RB#0-Range3: 30~18800MHz



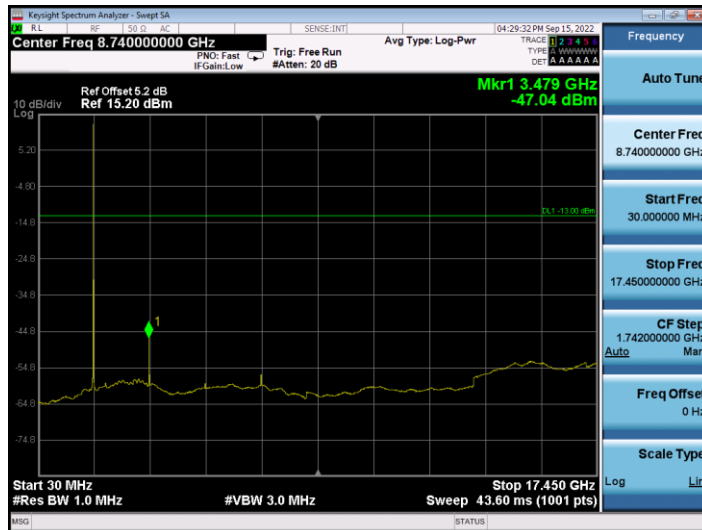
Band66-3MHz-QPSK-132322-1RB#0-Range1: 0.009~0.15MHz



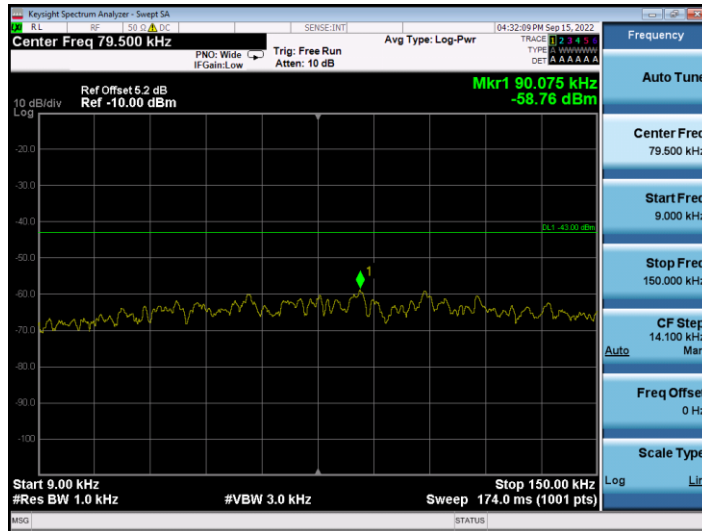
Band66-3MHz-QPSK-132322-1RB#0-Range2: 0.15~30MHz



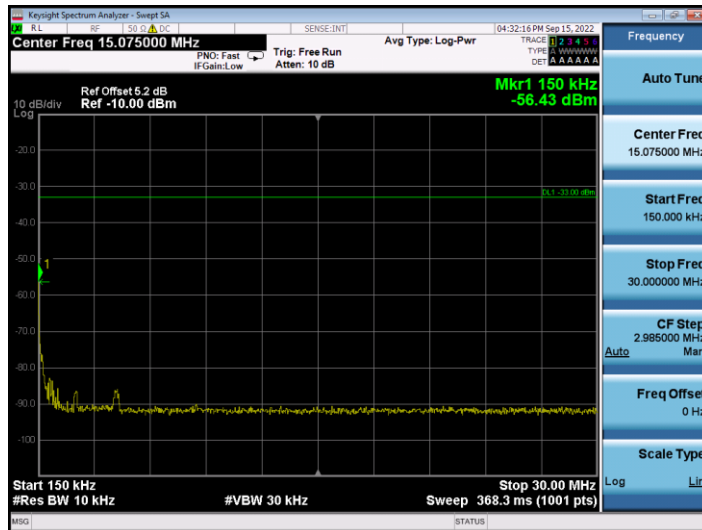
Band66-3MHz-QPSK-132322-1RB#0-Range3: 30~18800MHz



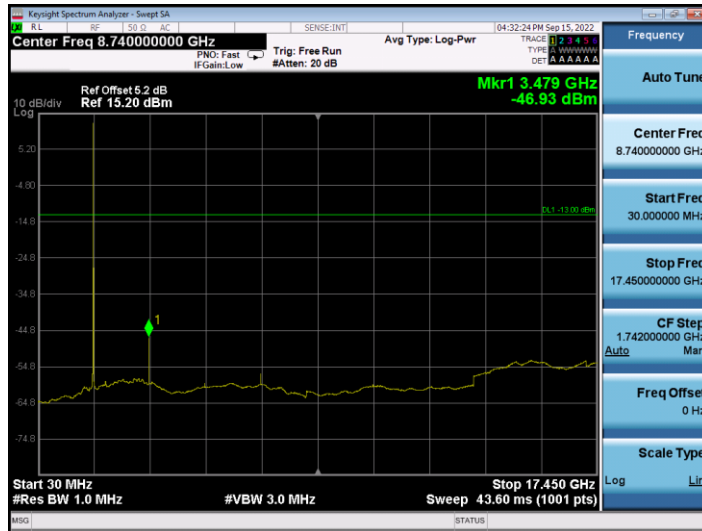
Band66-5MHz-QPSK-132322-1RB#0-Range1: 0.009~0.15MHz



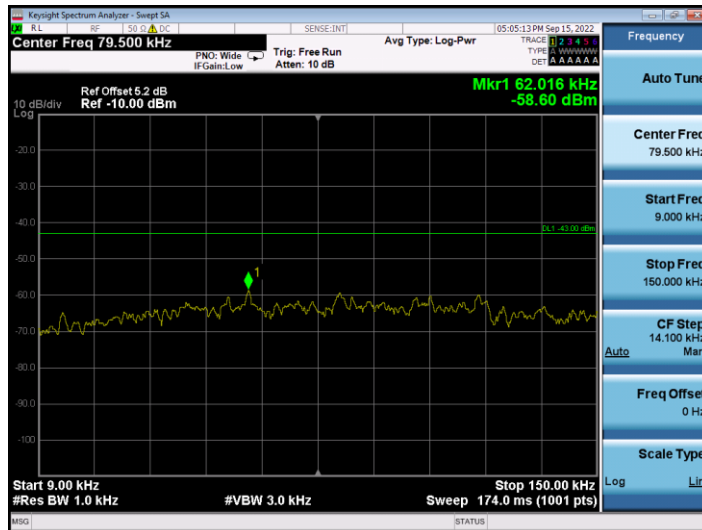
Band66-5MHz-QPSK-132322-1RB#0-Range2: 0.15~30MHz



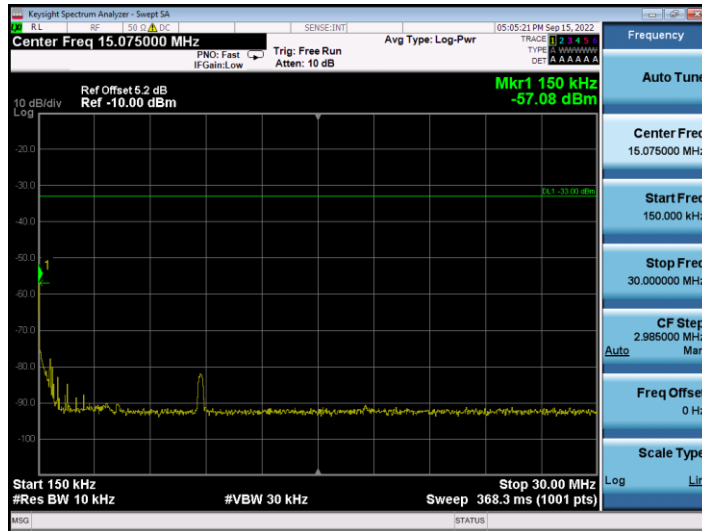
Band66-5MHz-QPSK-132322-1RB#0-Range3: 30~18800MHz



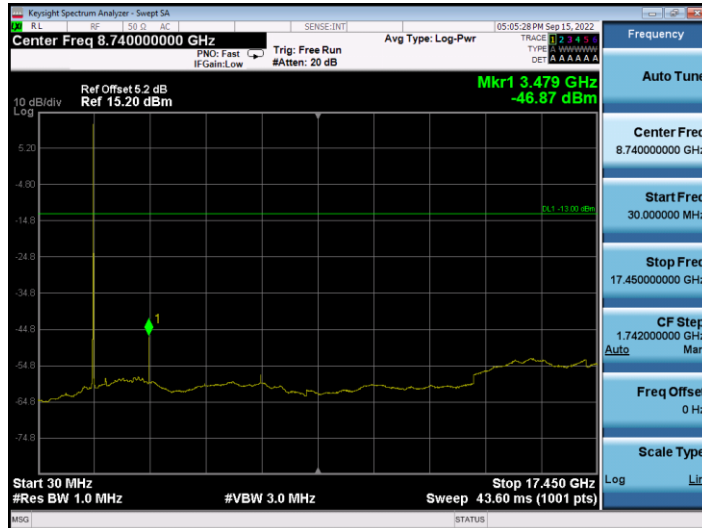
Band66-10MHz-QPSK-132322-1RB#0-Range1: 0.009~0.15MHz



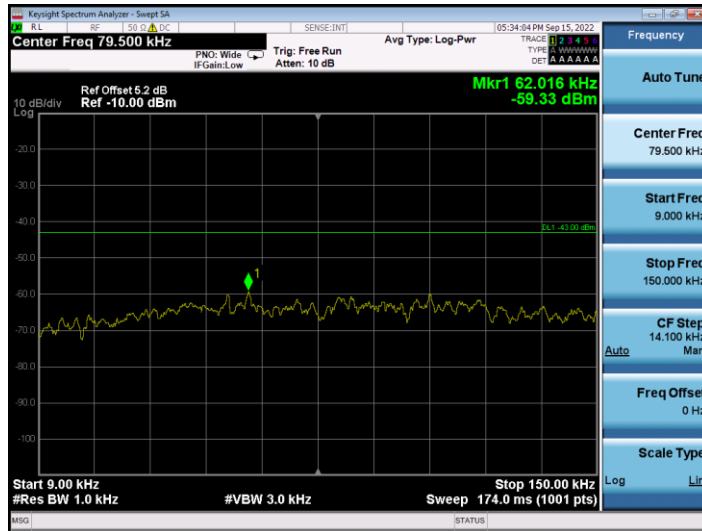
Band66-10MHz-QPSK-132322-1RB#0-Range2: 0.15~30MHz



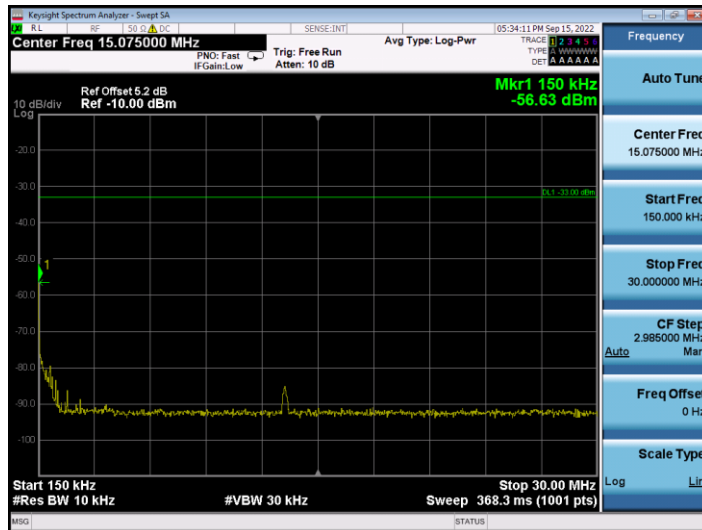
Band66-10MHz-QPSK-132322-1RB#0-Range3: 30~18800MHz



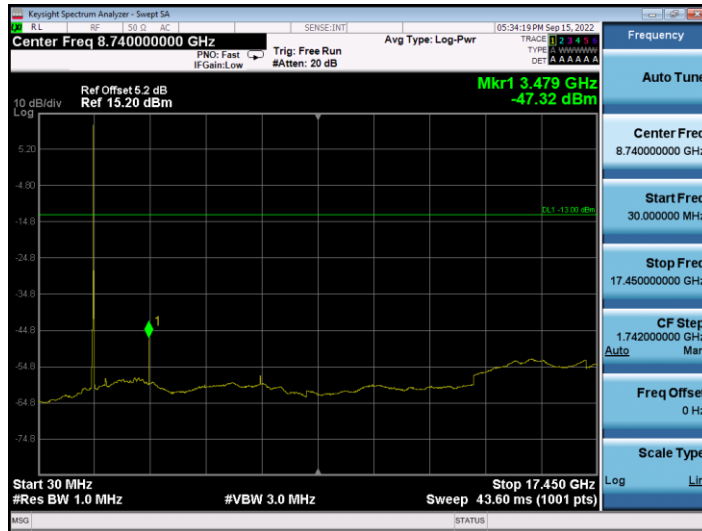
Band66-15MHz-QPSK-132322-1RB#0-Range1: 0.009~0.15MHz



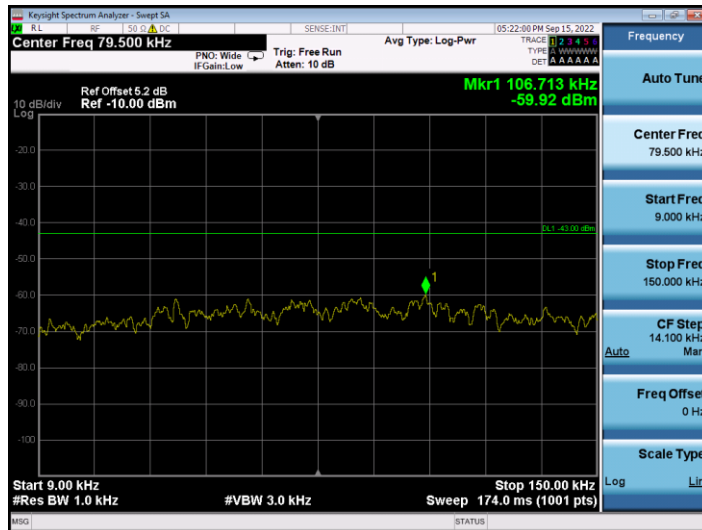
Band66-15MHz-QPSK-132322-1RB#0-Range2: 0.15~30MHz



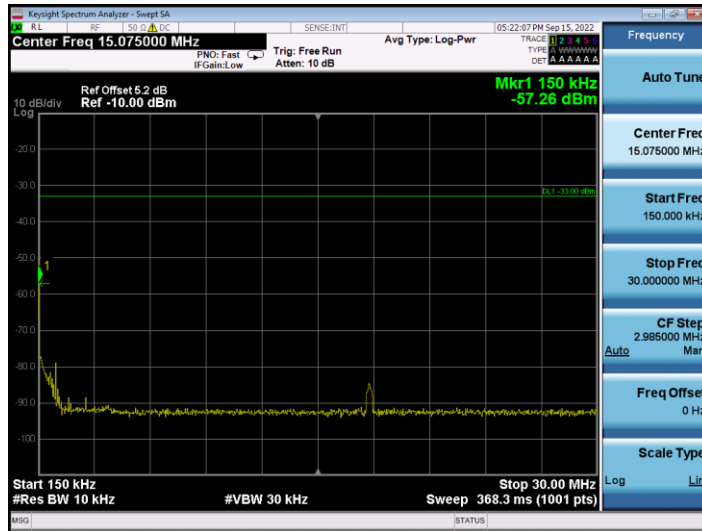
Band66-15MHz-QPSK-132322-1RB#0-Range3: 30~18800MHz



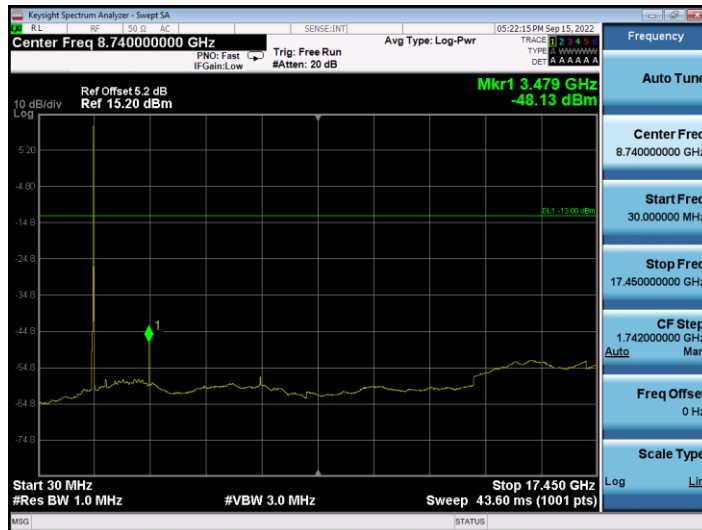
Band66-20MHz-QPSK-132322-1RB#0-Range1: 0.009~0.15MHz



Band66-20MHz-QPSK-132322-1RB#0-Range2: 0.15~30MHz



Band66-20MHz-QPSK-132322-1RB#0-Range3: 30~18800MHz



Appendix G Field Strength of Spurious Radiation

The transmitting equipment under test (EUT) is placed on a styrene turntable which is four feet in diameter and approximately 0.8 meter up to 1GHz and 1.5 meter above 1GHz in height above the ground plane. During the radiated emissions test, the turntable is rotated and any cables leaving the EUT are manipulated to find the configuration resulting in maximum emissions. The EUT is adjusted through all three orthogonal axes to obtain maximum emission levels. The antenna height and polarization are varied during the testing to search for maximum signal levels.

The frequency range scanned is from the lowest radio frequency signal generated in the device which is greater than 9 kHz to the tenth harmonic of the highest fundamental frequency or 40 GHz, whichever is lower. The emissions were very low against the limit in the frequency range 9kHz to 30MHz and 18 GHz ~ 20 GHz.

Note: We tested all modes, but the data presented below is the worst case.

9kHz~150kHz, VBW = 200Hz, VBW = 600Hz, Detector: PK

150kHz~30MHz, VBW = 9kHz, VBW = 30kHz, Detector: PK

30MHz~1GHz, RBW = 100kHz, VBW = 300kHz. Detector: RMS

Above 1GHz, RBW = 1MHz, VBW = 3MHz. Detector: RMS

Note:

The EUT is tested radiation emission at each test mode in three axes. The worst emissions are reported in all test mode and channels.

Test Plots

Test Band = BAND66

Worst Test Bandwidth = 5MHz

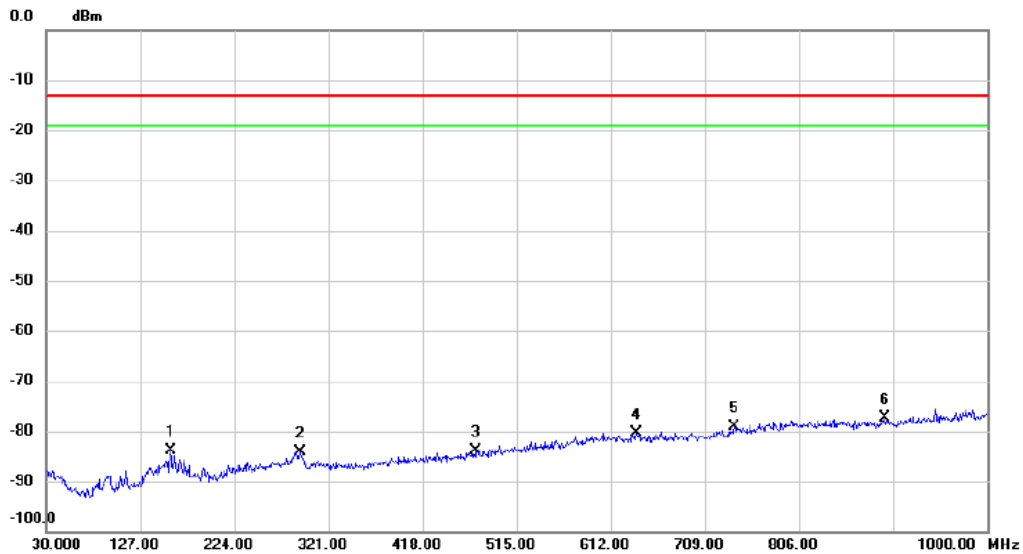
Below 1G

Middle channel Horizontal

Site: SH-CB02	Polarization: Horizontal	Temperature: 24 (C)
Limit: FCC PART 27 EMISSION	Power: AC 120V/60Hz	Humidity: 58 %
EUT: LTE Module	Distance: 3m	
M/N: EG915N-LA	Mode: TX_LTE_B66	
Note: 5M		

Radiated Emission Measurement

File : FCCP_BELOW1G Data : #10 Date : 2022/9/19 Time : 19:45:18



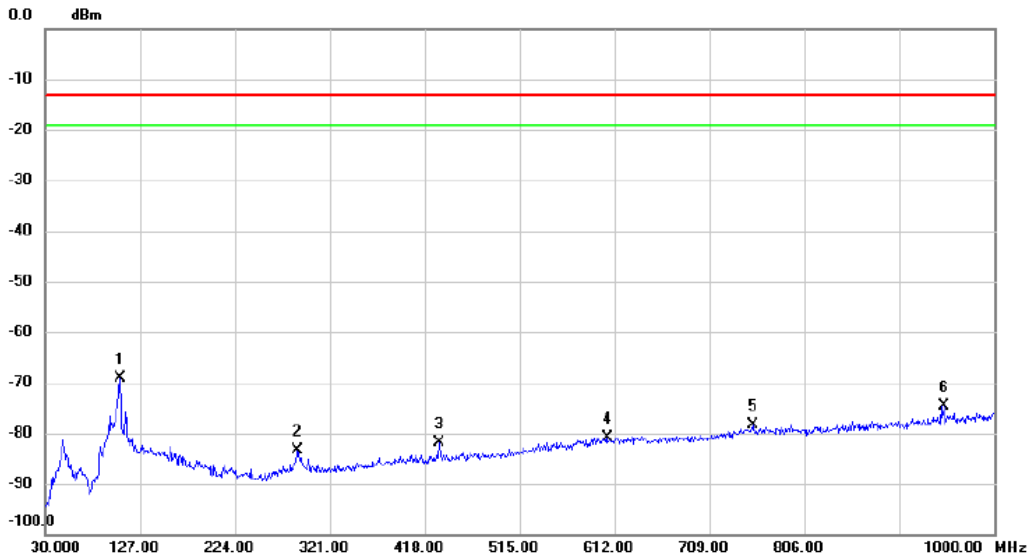
No.	Mk.	Freq.	Reading Level	Correct Factor	Measurement	Limit	Margin	Detector	Comment
		MHz	dBm	dB	dBm	dBm	dB		
1		158.5250	-78.76	-5.20	-83.96	-13.00	-70.96	RMS	
2		291.9000	-81.21	-2.92	-84.13	-13.00	-71.13	RMS	
3		473.2900	-82.84	-0.94	-83.78	-13.00	-70.78	RMS	
4		638.6750	-82.23	1.94	-80.29	-13.00	-67.29	RMS	
5		739.5550	-82.21	3.08	-79.13	-13.00	-66.13	RMS	
6	*	894.2700	-81.68	4.25	-77.43	-13.00	-64.43	RMS	

Middle channel Vertical

Site: SH-CB02	Polarization: Vertical	Temperature: 24 (C)
Limit: FCC PART 27 EMISSION	Power: AC 120V/60Hz	Humidity: 58 %
EUT: LTE Module	Distance: 3m	
M/N: EG915N-LA	Mode: TX_LTE_B66	
Note: 5M		

Radiated Emission Measurement

File: FCCP_BELOW1G Data: #9 Date: 2022/9/19 Time: 19:44:08



No.	Mk.	Freq. MHz	Reading Level dBm	Correct Factor dB	Measure- ment dBm	Limit dBm	Margin dB	Detector	Comment
1	*	106.6300	-69.21	0.17	-69.04	-13.00	-56.04	RMS	
2		288.0200	-79.27	-4.04	-83.31	-13.00	-70.31	RMS	
3		433.0350	-80.65	-1.32	-81.97	-13.00	-68.97	RMS	
4		604.2400	-82.81	2.00	-80.81	-13.00	-67.81	RMS	
5		753.6200	-82.09	3.60	-78.49	-13.00	-65.49	RMS	
6		948.5900	-79.60	5.07	-74.53	-13.00	-61.53	RMS	

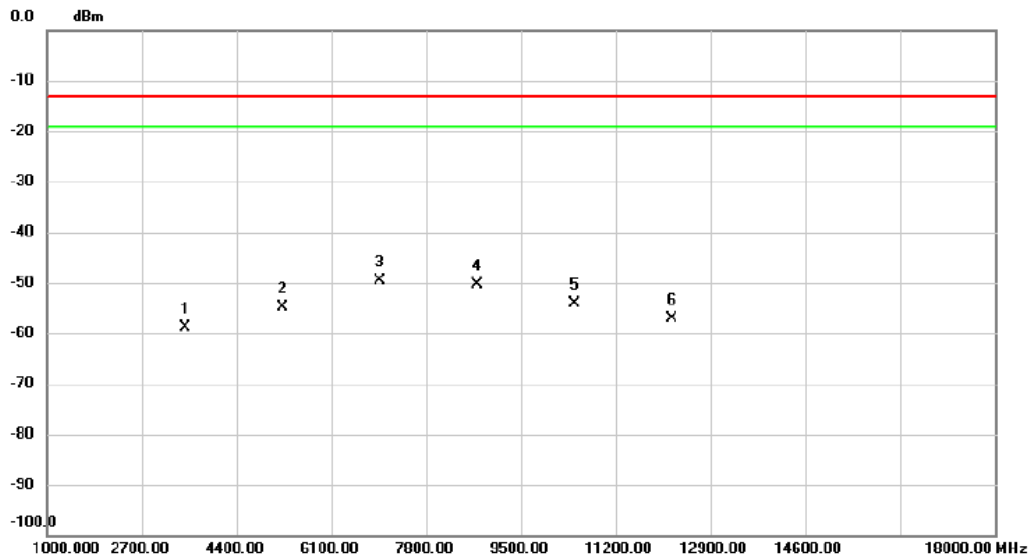
Above IG

Middle channel Horizontal

Site: SH-CB02	Polarization: Horizontal	Temperature: 24 (C)
Limit: FCC PART 27 EMISSION	Power: AC 120V/60Hz	Humidity: 58 %
EUT: LTE Module	Distance: 3m	
M/N: EG915N-LA	Mode: TX_LTE_B66	
Note: 5M		

Radiated Emission Measurement

File: FCCP_ABOVE1G Data: #12 Date: 2022/9/16 Time: 18:45:17



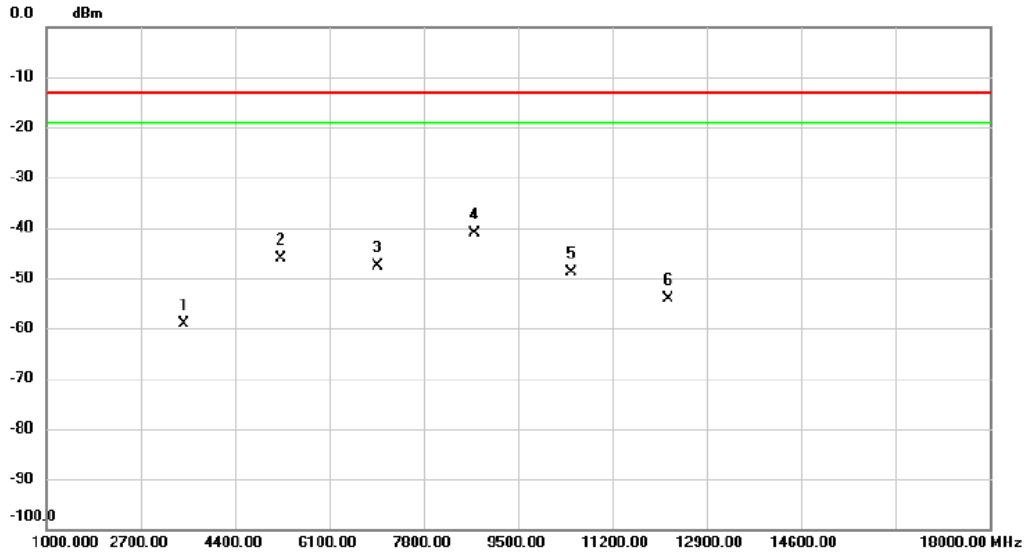
No. Mk.	Freq. MHz	Reading Level dBm	Correct Factor dB	Measurement dBm	Limit dBm	Margin dB	Detector	Comment
1	3485.400	-53.04	-5.83	-58.87	-13.00	-45.87	RMS	
2	5228.750	-52.83	-2.10	-54.93	-13.00	-41.93	RMS	
3 *	6971.250	-50.77	1.12	-49.65	-13.00	-36.65	RMS	
4	8714.600	-52.78	2.45	-50.33	-13.00	-37.33	RMS	
5	10457.10	-60.27	6.09	-54.18	-13.00	-41.18	RMS	
6	12199.60	-65.68	8.52	-57.16	-13.00	-44.16	RMS	

Middle channel Vertical

Site: SH-CB02	Polarization: Vertical	Temperature: 24 (C)
Limit: FCC PART 27 EMISSION	Power: AC 120V/60Hz	Humidity: 58 %
EUT: LTE Module	Distance: 3m	
M/N: EG915N-LA	Mode: TX_LTE_B66	
Note: 5M		

Radiated Emission Measurement

File: FCCP_ABOVE1G Data: #11 Date: 2022/9/16 Time: 18:43:07



No.	Mk.	Freq. MHz	Reading Level dBm	Correct Factor dB	Measure- ment dBm	Limit dBm	Margin dB	Detector	Comment
1		3485.400	-53.26	-5.90	-59.16	-13.00	-46.16	RMS	
2		5228.750	-44.27	-1.96	-46.23	-13.00	-33.23	RMS	
3		6971.250	-48.70	1.14	-47.56	-13.00	-34.56	RMS	
4	*	8713.750	-43.77	2.61	-41.16	-13.00	-28.16	RMS	
5		10457.10	-54.92	5.98	-48.94	-13.00	-35.94	RMS	
6		12199.60	-63.11	8.99	-54.12	-13.00	-41.12	RMS	

Appendix H: Frequency Stability

Test Result

Frequency Error vs. Voltage:

Voltage										
Band	Bandwidth	Modulation	Channel	RB Configure	Voltage [Vdc]	Temperature (°C)	Deviation (Hz)	Deviation (ppm)	Limit (ppm)	Verdict
Band66	1.4MHz	QPSK	132322	6RB#0	VH	NT	5.52	0.003163324	±2.5	PASS
Band66	1.4MHz	QPSK	132322	6RB#0	VN	NT	6.17	0.003535817	±2.5	PASS
Band66	1.4MHz	QPSK	132322	6RB#0	VL	NT	9.98	0.005719198	±2.5	PASS
Band66	3MHz	QPSK	132322	15RB#0	VH	NT	8.48	0.004859599	±2.5	PASS
Band66	3MHz	QPSK	132322	15RB#0	VN	NT	6.51	0.003730659	±2.5	PASS
Band66	3MHz	QPSK	132322	15RB#0	VL	NT	7.19	0.004120344	±2.5	PASS
Band66	5MHz	QPSK	132322	25RB#0	VH	NT	8.42	0.004825215	±2.5	PASS
Band66	5MHz	QPSK	132322	25RB#0	VN	NT	9.92	0.005684814	±2.5	PASS
Band66	5MHz	QPSK	132322	25RB#0	VL	NT	4.36	0.002498567	±2.5	PASS
Band66	10MHz	QPSK	132322	50RB#0	VH	NT	9.97	0.005713467	±2.5	PASS
Band66	10MHz	QPSK	132322	50RB#0	VN	NT	5.85	0.003352436	±2.5	PASS
Band66	10MHz	QPSK	132322	50RB#0	VL	NT	7.89	0.00452149	±2.5	PASS
Band66	15MHz	QPSK	132322	75RB#0	VH	NT	7.88	0.004516	±2.5	PASS
Band66	15MHz	QPSK	132322	75RB#0	VN	NT	5.88	0.00337	±2.5	PASS
Band66	15MHz	QPSK	132322	75RB#0	VL	NT	9.68	0.005547	±2.5	PASS
Band66	20MHz	QPSK	132322	100RB#0	VH	NT	8.52	0.004883	±2.5	PASS
Band66	20MHz	QPSK	132322	100RB#0	VN	NT	9.36	0.005364	±2.5	PASS
Band66	20MHz	QPSK	132322	100RB#0	VL	NT	6.26	0.003587	±2.5	PASS

Frequency Error vs. Temperature:

Temperature										
Band	Bandwidth	Modulation	Channel	RB Configure	Voltage [Vdc]	Temperature (°C)	Deviation (Hz)	Deviation (ppm)	Limit (ppm)	Verdict
Band66	1.4MHz	QPSK	132322	6RB#0	NV	-30	8.03	0.004601719	±2.5	PASS
Band66	1.4MHz	QPSK	132322	6RB#0	NV	-20	7.34	0.004206304	±2.5	PASS
Band66	1.4MHz	QPSK	132322	6RB#0	NV	-10	6.67	0.00382235	±2.5	PASS
Band66	1.4MHz	QPSK	132322	6RB#0	NV	0	5.43	0.003111748	±2.5	PASS
Band66	1.4MHz	QPSK	132322	6RB#0	NV	10	6.36	0.003644699	±2.5	PASS
Band66	1.4MHz	QPSK	132322	6RB#0	NV	20	6.41	0.003673352	±2.5	PASS
Band66	1.4MHz	QPSK	132322	6RB#0	NV	30	6.66	0.003816619	±2.5	PASS
Band66	1.4MHz	QPSK	132322	6RB#0	NV	40	4.88	0.002796562	±2.5	PASS
Band66	1.4MHz	QPSK	132322	6RB#0	NV	50	8.03	0.004601719	±2.5	PASS
Band66	3MHz	QPSK	132322	15RB#0	NV	-30	8.62	0.004939828	±2.5	PASS
Band66	3MHz	QPSK	132322	15RB#0	NV	-20	6.22	0.00356447	±2.5	PASS
Band66	3MHz	QPSK	132322	15RB#0	NV	-10	9.03	0.005174785	±2.5	PASS
Band66	3MHz	QPSK	132322	15RB#0	NV	0	8.12	0.004653295	±2.5	PASS
Band66	3MHz	QPSK	132322	15RB#0	NV	10	4.38	0.002510029	±2.5	PASS
Band66	3MHz	QPSK	132322	15RB#0	NV	20	4.15	0.002378223	±2.5	PASS
Band66	3MHz	QPSK	132322	15RB#0	NV	30	8.10	0.004641834	±2.5	PASS
Band66	3MHz	QPSK	132322	15RB#0	NV	40	5.40	0.003094556	±2.5	PASS
Band66	3MHz	QPSK	132322	15RB#0	NV	50	4.19	0.002401146	±2.5	PASS
Band66	5MHz	QPSK	132322	25RB#0	NV	-30	7.58	0.002166189	±2.5	PASS
Band66	5MHz	QPSK	132322	25RB#0	NV	-20	4.78	0.002739255	±2.5	PASS
Band66	5MHz	QPSK	132322	25RB#0	NV	-10	9.15	0.005243553	±2.5	PASS
Band66	5MHz	QPSK	132322	25RB#0	NV	0	9.66	0.005535817	±2.5	PASS
Band66	5MHz	QPSK	132322	25RB#0	NV	10	7.27	0.004166189	±2.5	PASS
Band66	5MHz	QPSK	132322	25RB#0	NV	20	9.14	0.005237822	±2.5	PASS
Band66	5MHz	QPSK	132322	25RB#0	NV	30	7.40	0.004240688	±2.5	PASS
Band66	5MHz	QPSK	132322	25RB#0	NV	40	7.38	0.004229226	±2.5	PASS
Band66	5MHz	QPSK	132322	25RB#0	NV	50	9.33	0.005346705	±2.5	PASS
Band66	10MHz	QPSK	132322	50RB#0	NV	-30	8.15	0.004670487	±2.5	PASS
Band66	10MHz	QPSK	132322	50RB#0	NV	-20	8.35	0.0047851	±2.5	PASS
Band66	10MHz	QPSK	132322	50RB#0	NV	-10	8.75	0.005014327	±2.5	PASS
Band66	10MHz	QPSK	132322	50RB#0	NV	0	4.14	0.002372493	±2.5	PASS
Band66	10MHz	QPSK	132322	50RB#0	NV	10	4.23	0.002424069	±2.5	PASS
Band66	10MHz	QPSK	132322	50RB#0	NV	20	4.13	0.002366762	±2.5	PASS
Band66	10MHz	QPSK	132322	50RB#0	NV	30	4.36	0.002498567	±2.5	PASS
Band66	10MHz	QPSK	132322	50RB#0	NV	40	5.09	0.002916905	±2.5	PASS
Band66	10MHz	QPSK	132322	50RB#0	NV	50	4.78	0.002739255	±2.5	PASS
Band66	15MHz	QPSK	132322	75RB#0	NV	-30	4.47	0.002562	±2.5	PASS
Band66	15MHz	QPSK	132322	75RB#0	NV	-20	6.21	0.003559	±2.5	PASS
Band66	15MHz	QPSK	132322	75RB#0	NV	-10	7.26	0.00416	±2.5	PASS
Band66	15MHz	QPSK	132322	75RB#0	NV	0	5.01	0.002871	±2.5	PASS



Appendix No.: FCC022022-05506RF12-Appendix V

Band66	15MHz	QPSK	132322	75RB#0	NV	10	6.78	0.003885	±2.5	PASS
Band66	15MHz	QPSK	132322	75RB#0	NV	20	6.92	0.003966	±2.5	PASS
Band66	15MHz	QPSK	132322	75RB#0	NV	30	5.97	0.003421	±2.5	PASS
Band66	15MHz	QPSK	132322	75RB#0	NV	40	9.52	0.005456	±2.5	PASS
Band66	15MHz	QPSK	132322	75RB#0	NV	50	8.40	0.004814	±2.5	PASS
Band66	20MHz	QPSK	132322	100RB#0	NV	-30	6.26	0.003587	±2.5	PASS
Band66	20MHz	QPSK	132322	100RB#0	NV	-20	6.23	0.00357	±2.5	PASS
Band66	20MHz	QPSK	132322	100RB#0	NV	-10	5.18	0.002968	±2.5	PASS
Band66	20MHz	QPSK	132322	100RB#0	NV	0	6.58	0.003771	±2.5	PASS
Band66	20MHz	QPSK	132322	100RB#0	NV	10	9.52	0.005456	±2.5	PASS
Band66	20MHz	QPSK	132322	100RB#0	NV	20	8.62	0.00494	±2.5	PASS
Band66	20MHz	QPSK	132322	100RB#0	NV	30	8.85	0.005072	±2.5	PASS
Band66	20MHz	QPSK	132322	100RB#0	NV	40	9.81	0.005622	±2.5	PASS
Band66	20MHz	QPSK	132322	100RB#0	NV	50	4.35	0.002493	±2.5	PASS

END