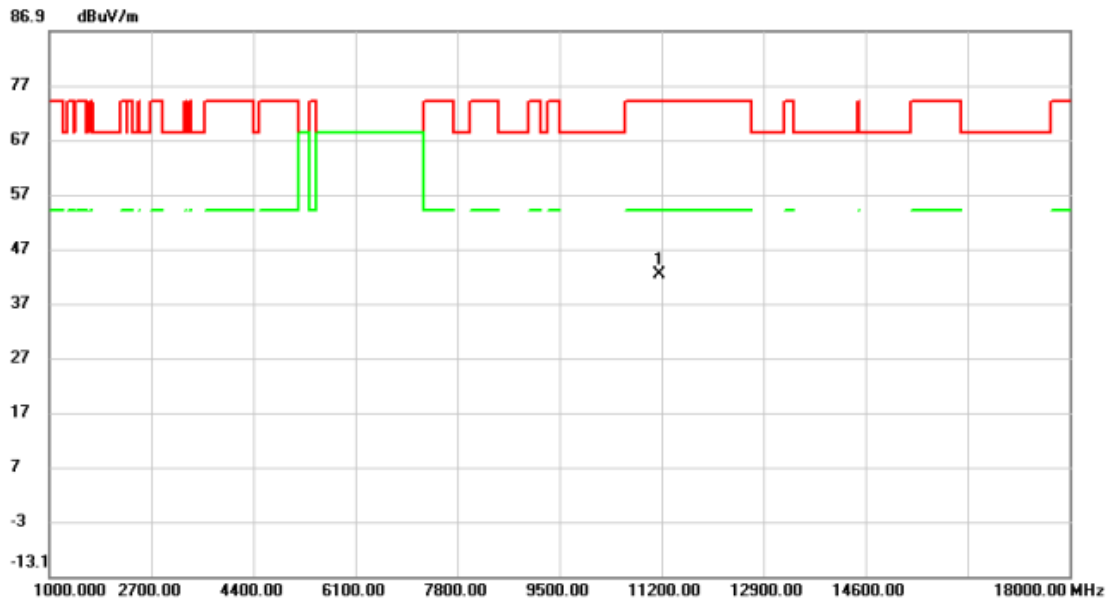


Test Mode	UNII-2C_TX A Mode 5580 MHz	Polarization	Vertical
-----------	----------------------------	--------------	----------

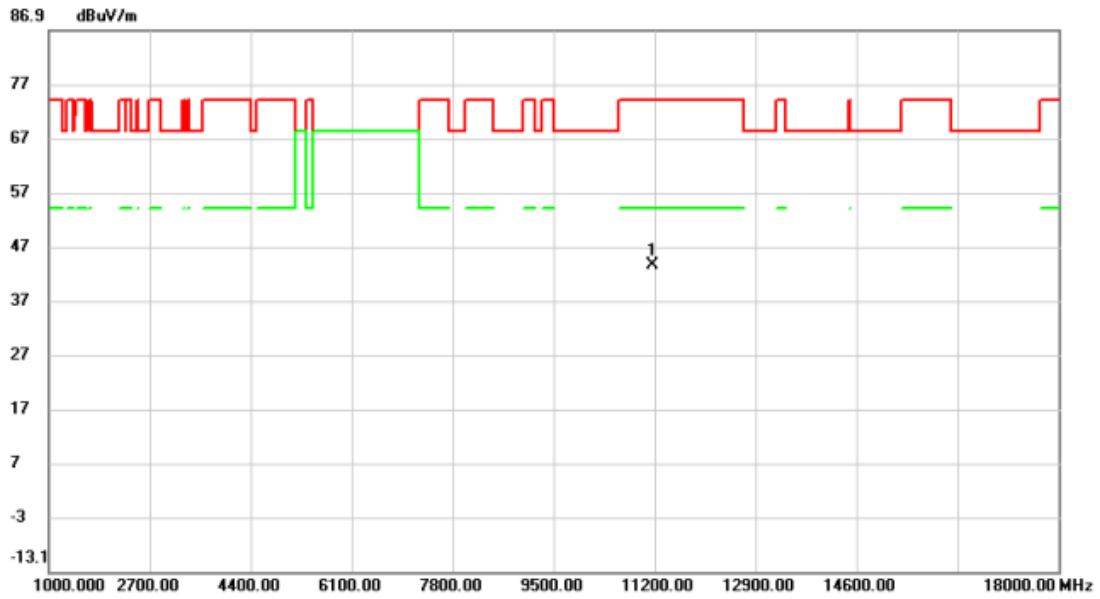


No. Mk.	Freq. MHz	Reading Level dBuV	Correct Factor dB	Measurement dBuV/m	Limit dBuV/m	Margin dB	Detector	Comment
1 *	11160.00	50.69	-8.42	42.27	74.00	-31.73	peak	

REMARKS:

- (1) Measurement Value = Reading Level + Correct Factor.
- (2) Margin Level = Measurement Value - Limit Value.

Test Mode	UNII-2C_TX A Mode 5580 MHz	Polarization	Horizontal
-----------	----------------------------	--------------	------------

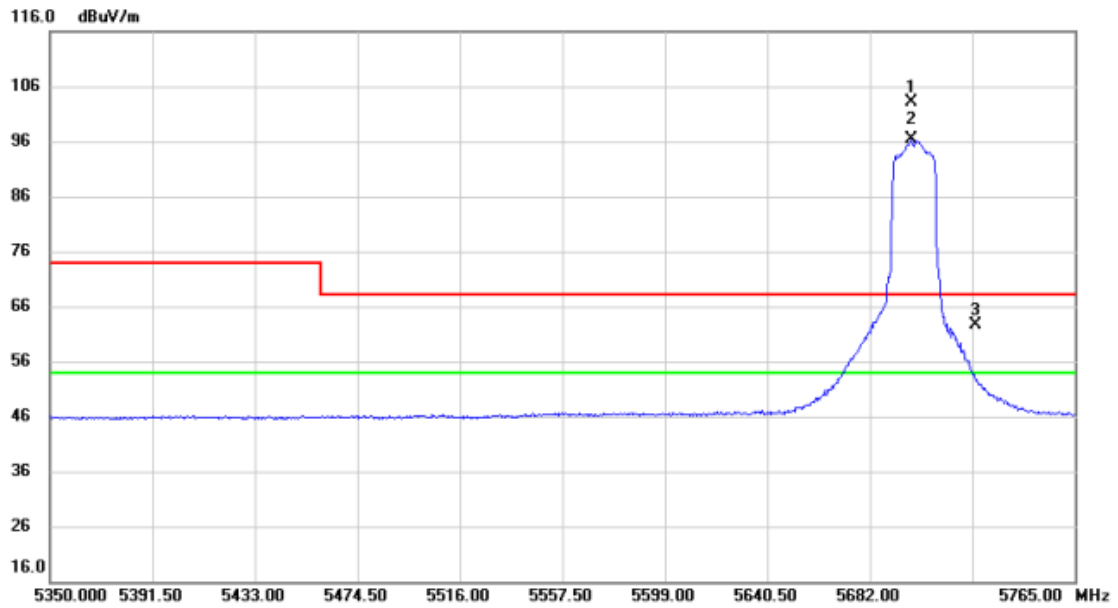


No. Mk.	Freq. MHz	Reading Level dBuV	Correct Factor dB	Measurement dBuV/m	Limit dBuV/m	Margin dB	Detector	Comment
1 *	11160.00	51.89	-8.42	43.47	74.00	-30.53	peak	

REMARKS:

- (1) Measurement Value = Reading Level + Correct Factor.
- (2) Margin Level = Measurement Value - Limit Value.

Test Mode	UNII-2C_TX A Mode 5700 MHz	Polarization	Vertical
-----------	----------------------------	--------------	----------

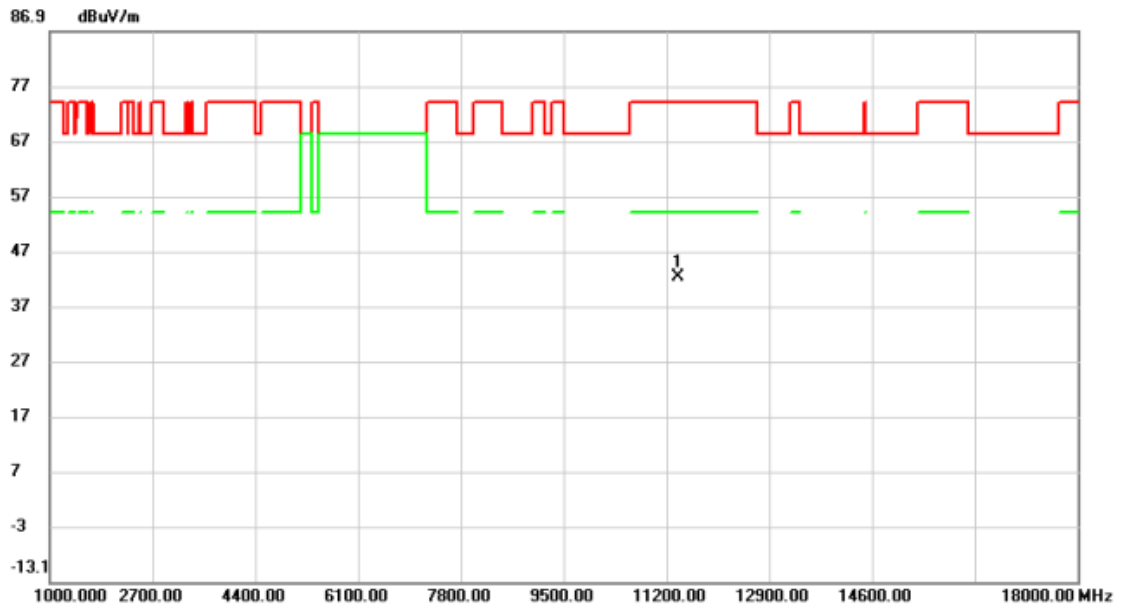


No. Mk.	Freq. MHz	Reading Level dBuV	Correct Factor dB	Measurement dBuV/m	Limit dBuV/m	Margin dB	Detector	Comment
1 X	5699.015	61.86	41.37	103.23	68.20	35.03	peak	No limit
2 *	5699.015	54.96	41.37	96.33	54.00	42.33	AVG	No limit
3	5725.000	21.17	41.43	62.60	68.20	-5.60	peak	

REMARKS:

- (1) Measurement Value = Reading Level + Correct Factor.
- (2) Margin Level = Measurement Value - Limit Value.

Test Mode	UNII-2C_TX A Mode 5700 MHz	Polarization	Vertical
-----------	----------------------------	--------------	----------

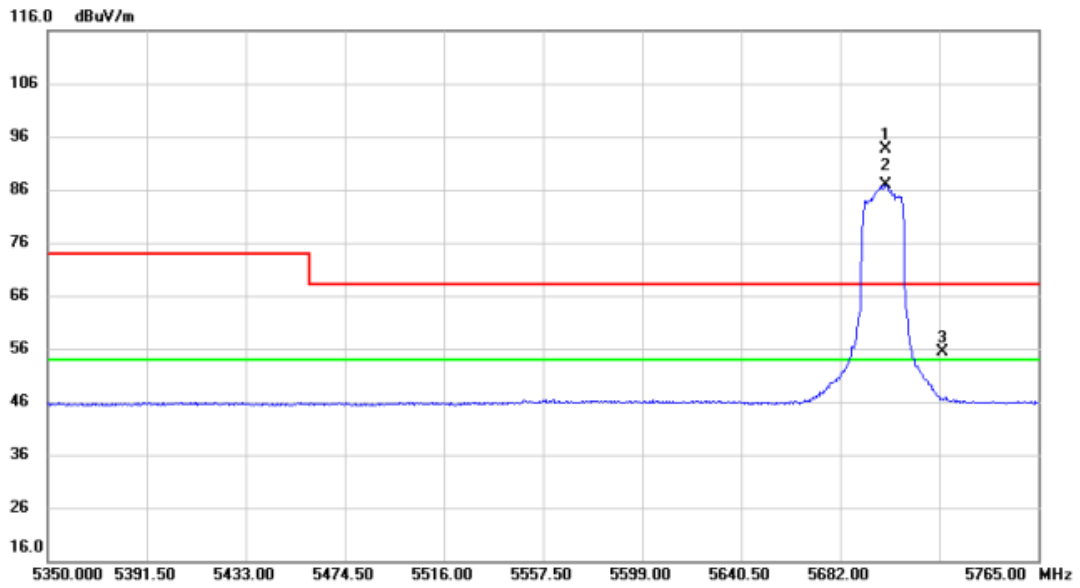


No. Mk.	Freq. MHz	Reading Level dBuV	Correct Factor dB	Measure- ment dBuV/m	Limit dBuV/m	Margin dB	Detector	Comment
1 *	11400.00	50.46	-8.21	42.25	74.00	-31.75	peak	

REMARKS:

- (1) Measurement Value = Reading Level + Correct Factor.
- (2) Margin Level = Measurement Value - Limit Value.

Test Mode	UNII-2C_TX A Mode 5700 MHz	Polarization	Horizontal
-----------	----------------------------	--------------	------------

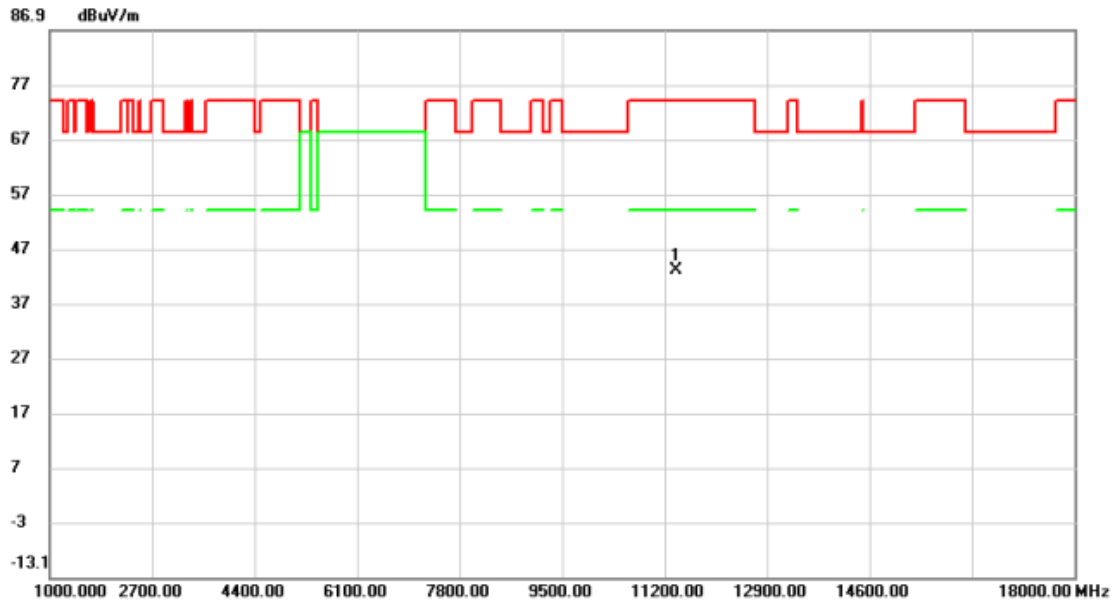


No.	Mk.	Freq. MHz	Reading Level dBuV	Correct Factor dB	Measure- ment dBuV/m	Limit dBuV/m	Margin dB	Detector	Comment
1	X	5700.882	52.32	41.37	93.69	68.20	25.49	peak	No limit
2	*	5700.882	45.48	41.37	86.85	54.00	32.85	AVG	No limit
3		5725.000	14.05	41.43	55.48	68.20	-12.72	peak	

REMARKS:

- (1) Measurement Value = Reading Level + Correct Factor.
- (2) Margin Level = Measurement Value - Limit Value.

Test Mode	UNII-2C_TX A Mode 5700 MHz	Polarization	Horizontal
-----------	----------------------------	--------------	------------

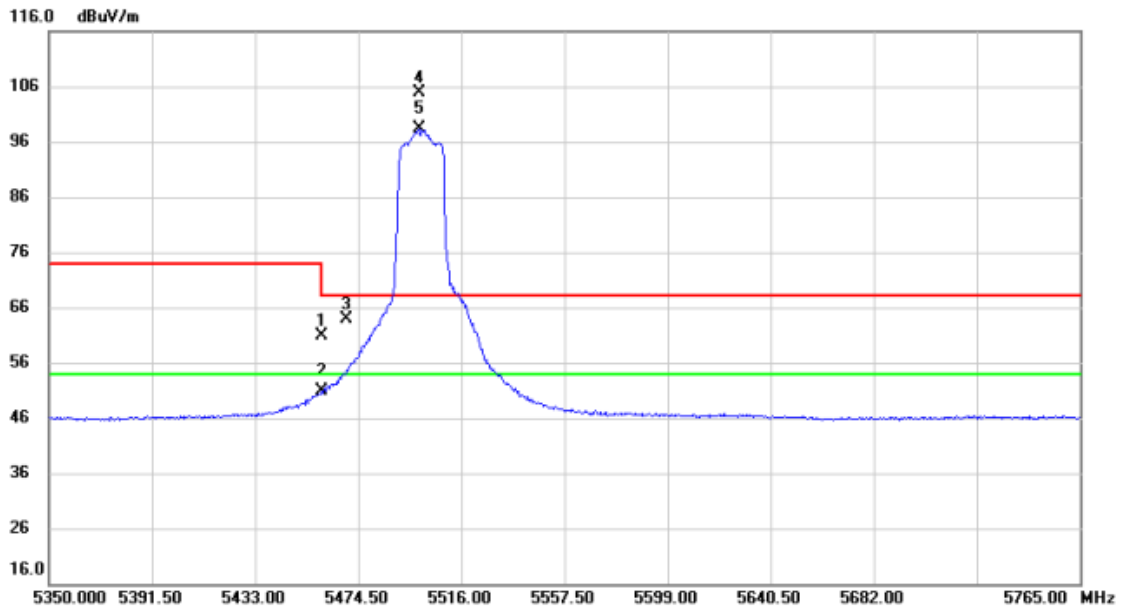


No.	Mk.	Freq. MHz	Reading Level dBuV	Correct Factor dB	Measure- ment dBuV/m	Limit dBuV/m	Margin dB	Detector	Comment
1	*	11400.00	51.17	-8.21	42.96	74.00	-31.04	peak	

REMARKS:

- (1) Measurement Value = Reading Level + Correct Factor.
- (2) Margin Level = Measurement Value - Limit Value.

Test Mode	UNII-2C_TX N(HT20) Mode 5500 MHz	Polarization	Vertical
-----------	----------------------------------	--------------	----------

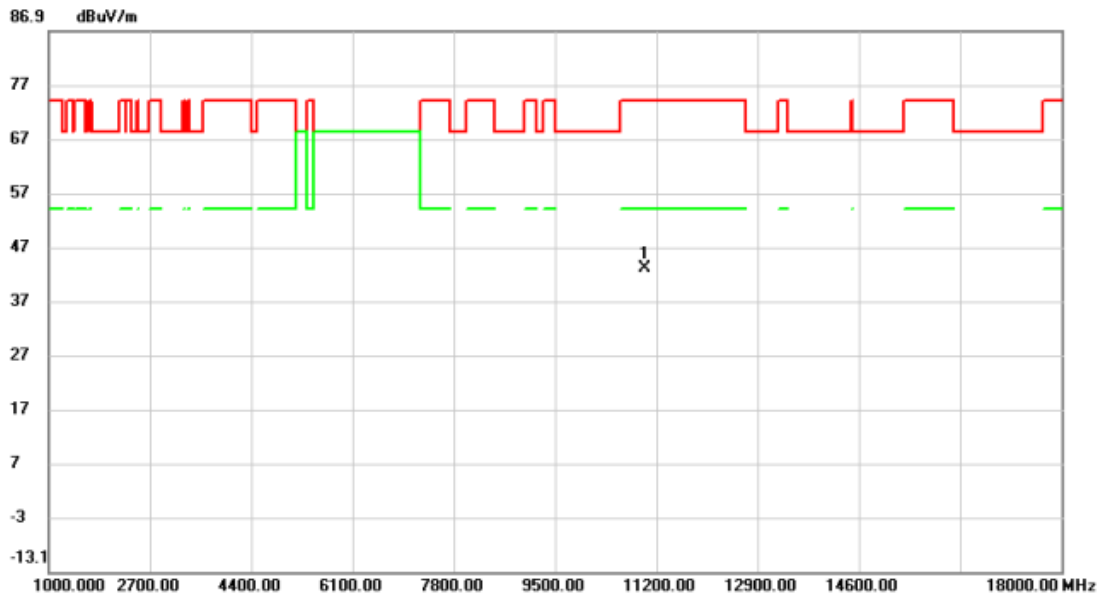


No. Mk.	Freq. MHz	Reading Level dBuV	Correct Factor dB	Measurement dBuV/m	Limit dBuV/m	Margin dB	Detector	Comment
1	5460.000	20.05	40.80	60.85	74.00	-13.15	peak	
2	5460.000	9.96	40.80	50.76	54.00	-3.24	AVG	
3	5470.000	23.03	40.82	63.85	68.20	-4.35	peak	
4 X	5498.985	64.09	40.87	104.96	68.20	36.76	peak	No limit
5 *	5498.985	57.45	40.87	98.32	54.00	44.32	AVG	No limit

REMARKS:

- (1) Measurement Value = Reading Level + Correct Factor.
- (2) Margin Level = Measurement Value - Limit Value.

Test Mode	UNII-2C_TX N(HT20) Mode 5500 MHz	Polarization	Vertical
-----------	----------------------------------	--------------	----------

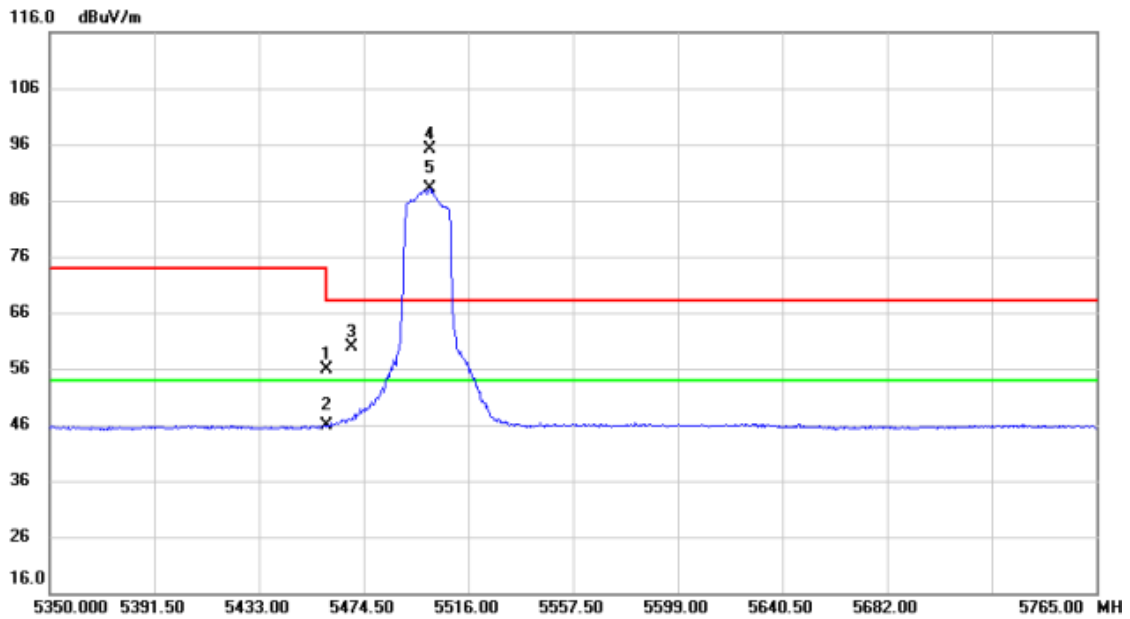


No. Mk.	Freq. MHz	Reading Level dBuV	Correct Factor dB	Measurement dBuV/m	Limit dBuV/m	Margin dB	Detector	Comment
1 *	11000.00	51.60	-8.58	43.02	74.00	-30.98	peak	

REMARKS:

- (1) Measurement Value = Reading Level + Correct Factor.
- (2) Margin Level = Measurement Value - Limit Value.

Test Mode	UNII-2C_TX N(HT20) Mode 5500 MHz	Polarization	Horizontal
-----------	----------------------------------	--------------	------------

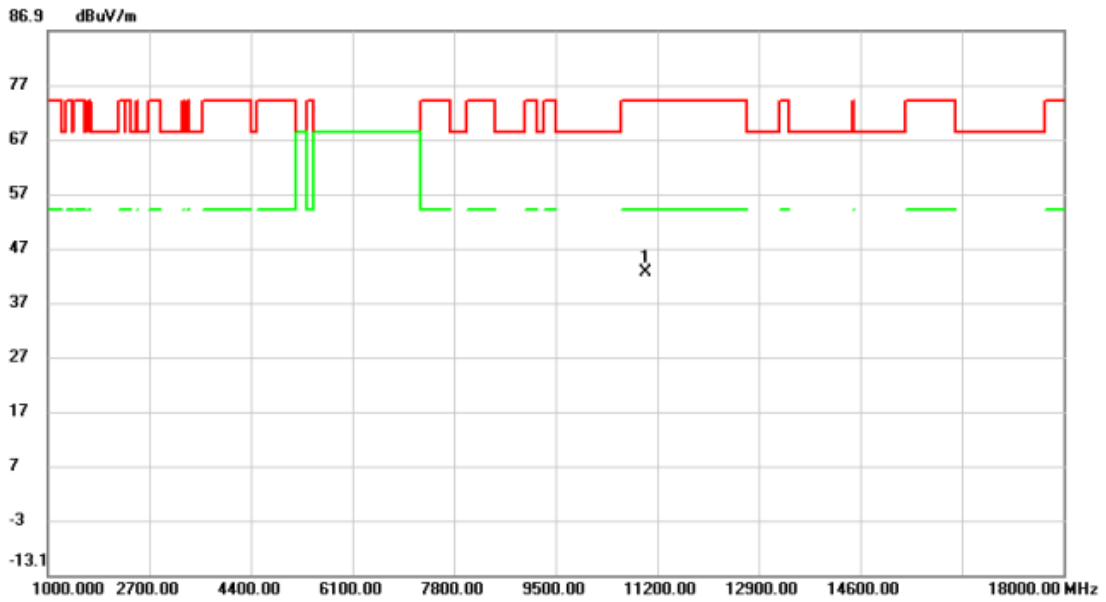


No.	Mk.	Freq. MHz	Reading Level dBuV	Correct Factor dB	Measure- ment dBuV/m	Limit dBuV/m	Margin dB	Detector	Comment
1		5460.000	15.03	40.80	55.83	74.00	-18.17	peak	
2		5460.000	5.19	40.80	45.99	54.00	-8.01	AVG	
3		5470.000	18.98	40.82	59.80	68.20	-8.40	peak	
4	X	5500.852	54.15	40.88	95.03	68.20	26.83	peak	No limit
5	*	5500.852	47.32	40.88	88.20	54.00	34.20	AVG	No limit

REMARKS:

- (1) Measurement Value = Reading Level + Correct Factor.
- (2) Margin Level = Measurement Value - Limit Value.

Test Mode	UNII-2C_TX N(HT20) Mode 5500 MHz	Polarization	Horizontal
-----------	----------------------------------	--------------	------------

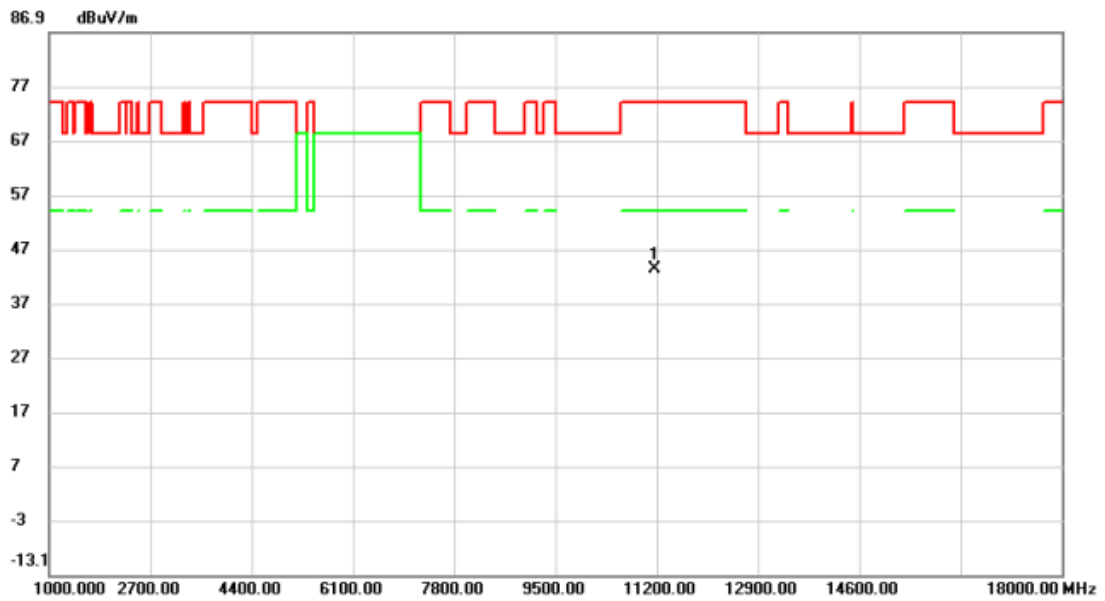


No.	Mk.	Freq.	Reading Level	Correct Factor	Measurement	Limit	Margin	Detector	Comment
		MHz	dBuV	dB	dBuV/m	dBuV/m	dB		
1	*	11000.00	51.17	-8.58	42.59	74.00	-31.41	peak	

REMARKS:

- (1) Measurement Value = Reading Level + Correct Factor.
- (2) Margin Level = Measurement Value - Limit Value.

Test Mode	UNII-2C_TX N(HT20) Mode 5580 MHz	Polarization	Vertical
-----------	----------------------------------	--------------	----------

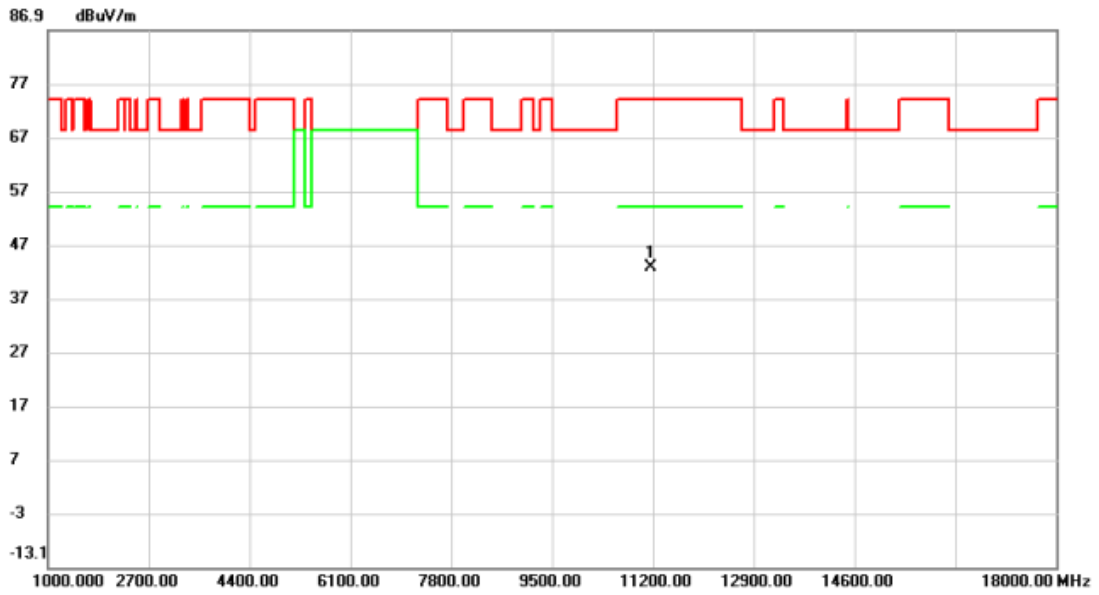


No.	Mk.	Freq. MHz	Reading Level dBuV	Correct Factor dB	Measure- ment dBuV/m	Limit dBuV/m	Margin dB	Detector	Comment
1	*	11160.00	51.63	-8.42	43.21	74.00	-30.79	peak	

REMARKS:

- (1) Measurement Value = Reading Level + Correct Factor.
- (2) Margin Level = Measurement Value - Limit Value.

Test Mode	UNII-2C_TX N(HT20) Mode 5580 MHz	Polarization	Horizontal
-----------	----------------------------------	--------------	------------

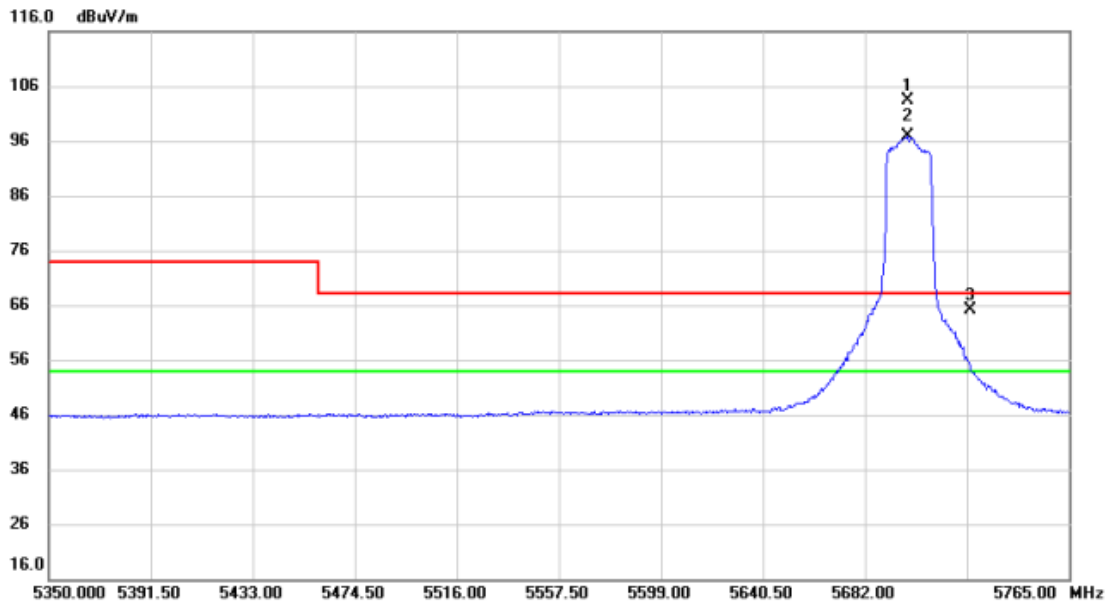


No.	Mk.	Freq. MHz	Reading Level dBuV	Correct Factor dB	Measure- ment dBuV/m	Limit dBuV/m	Margin dB	Detector	Comment
1	*	11160.00	51.14	-8.42	42.72	74.00	-31.28	peak	

REMARKS:

- (1) Measurement Value = Reading Level + Correct Factor.
- (2) Margin Level = Measurement Value - Limit Value.

Test Mode	UNII-2C_TX N(HT20) Mode 5700 MHz	Polarization	Vertical
-----------	----------------------------------	--------------	----------

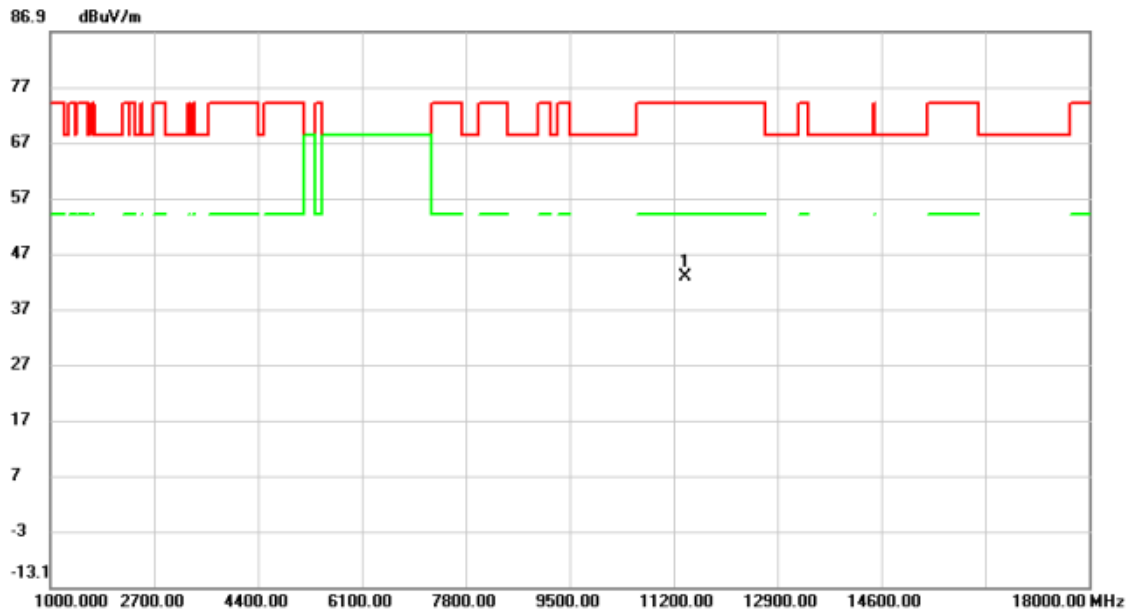


No.	Mk.	Freq. MHz	Reading Level dBuV	Correct Factor dB	Measure- ment dBuV/m	Limit dBuV/m	Margin dB	Detector	Comment
1	X	5699.430	62.12	41.37	103.49	68.20	35.29	peak	No limit
2	*	5699.430	55.49	41.37	96.86	54.00	42.86	AVG	No limit
3		5725.000	23.69	41.43	65.12	68.20	-3.08	peak	

REMARKS:

- (1) Measurement Value = Reading Level + Correct Factor.
- (2) Margin Level = Measurement Value - Limit Value.

Test Mode	UNII-2C_TX N(HT20) Mode 5700 MHz	Polarization	Vertical
-----------	----------------------------------	--------------	----------

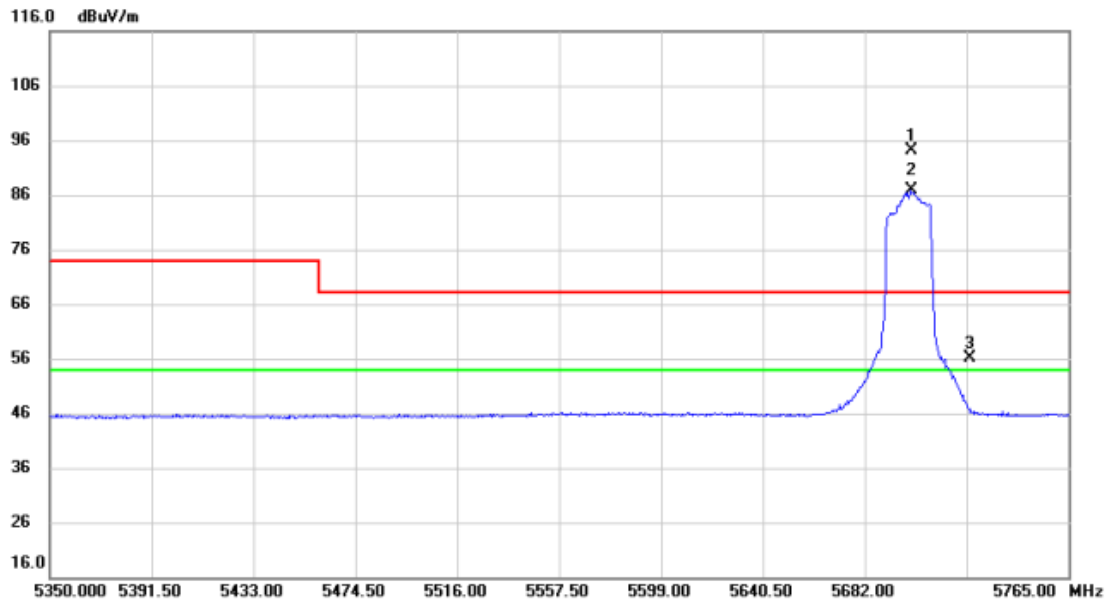


No.	Mk.	Freq. MHz	Reading Level dBuV	Correct Factor dB	Measure- ment dBuV/m	Limit dBuV/m	Margin dB	Detector	Comment
1	*	11400.00	50.95	-8.21	42.74	74.00	-31.26	peak	

REMARKS:

- (1) Measurement Value = Reading Level + Correct Factor.
- (2) Margin Level = Measurement Value - Limit Value.

Test Mode	UNII-2C_TX N(HT20) Mode 5700 MHz	Polarization	Horizontal
-----------	----------------------------------	--------------	------------

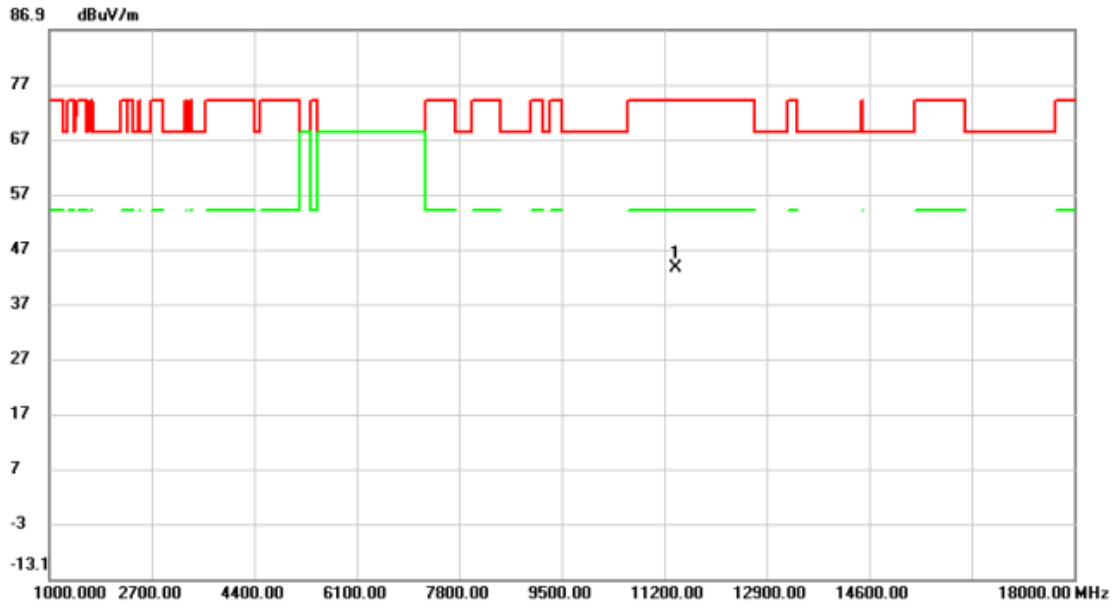


No. Mk.	Freq. MHz	Reading Level dBuV	Correct Factor dB	Measurement dBuV/m	Limit dBuV/m	Margin dB	Detector	Comment
1 X	5700.882	52.65	41.37	94.02	68.20	25.82	peak	No limit
2 *	5700.882	45.42	41.37	86.79	54.00	32.79	AVG	No limit
3	5725.000	14.81	41.43	56.24	68.20	-11.96	peak	

REMARKS:

- (1) Measurement Value = Reading Level + Correct Factor.
- (2) Margin Level = Measurement Value - Limit Value.

Test Mode	UNII-2C_TX N(HT20) Mode 5700 MHz	Polarization	Horizontal
-----------	----------------------------------	--------------	------------

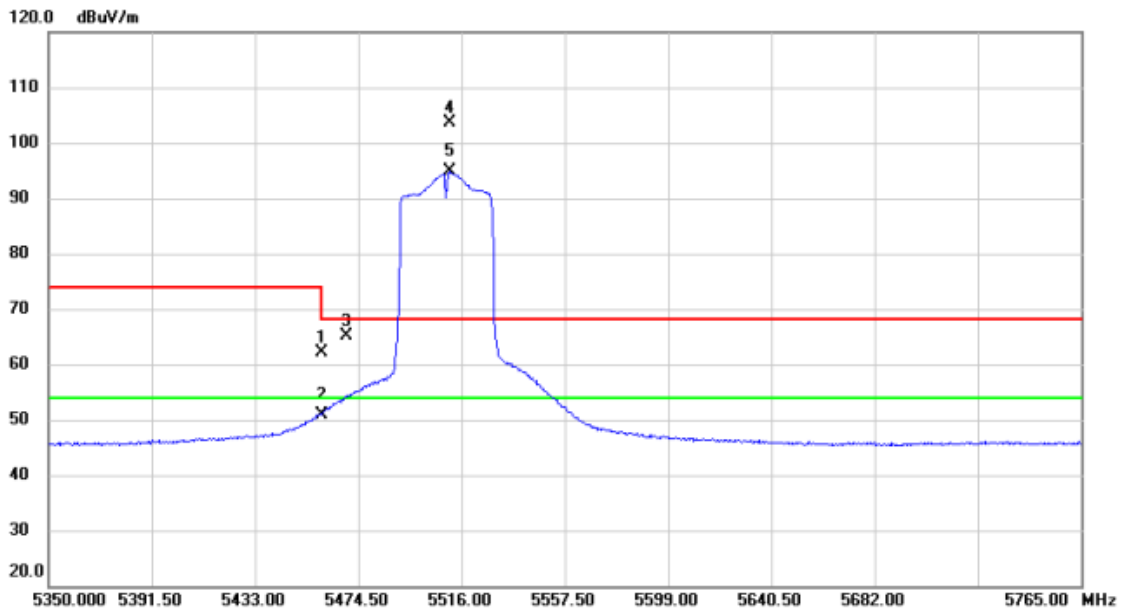


No.	Mk.	Freq.	Reading Level	Correct Factor	Measurement	Limit	Margin	Detector	Comment
		MHz	dBuV	dB	dBuV/m	dBuV/m	dB		
1	*	11400.00	51.65	-8.21	43.44	74.00	-30.56	peak	

REMARKS:

- (1) Measurement Value = Reading Level + Correct Factor.
- (2) Margin Level = Measurement Value - Limit Value.

Test Mode	UNII-2C_TX N(HT40) Mode 5510 MHz	Polarization	Vertical
-----------	----------------------------------	--------------	----------

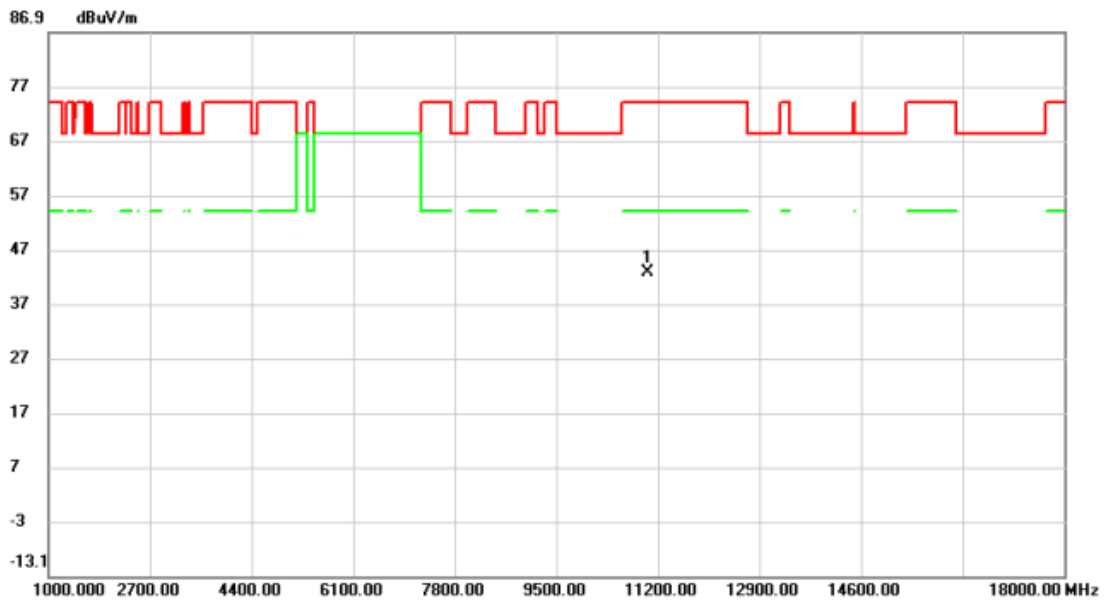


No. Mk.	Freq. MHz	Reading Level dBuV	Correct Factor dB	Measure- ment dBuV/m	Limit dBuV/m	Margin dB	Detector	Comment
1	5460.000	21.42	40.80	62.22	74.00	-11.78	peak	
2	5460.000	10.16	40.80	50.96	54.00	-3.04	AVG	
3	5470.000	24.24	40.82	65.06	68.20	-3.14	peak	
4 X	5511.435	62.72	40.90	103.62	68.20	35.42	peak	No limit
5 *	5511.435	53.86	40.90	94.76	54.00	40.76	AVG	No limit

REMARKS:

- (1) Measurement Value = Reading Level + Correct Factor.
- (2) Margin Level = Measurement Value - Limit Value.

Test Mode	UNII-2C_TX N(HT40) Mode 5510 MHz	Polarization	Vertical
-----------	----------------------------------	--------------	----------

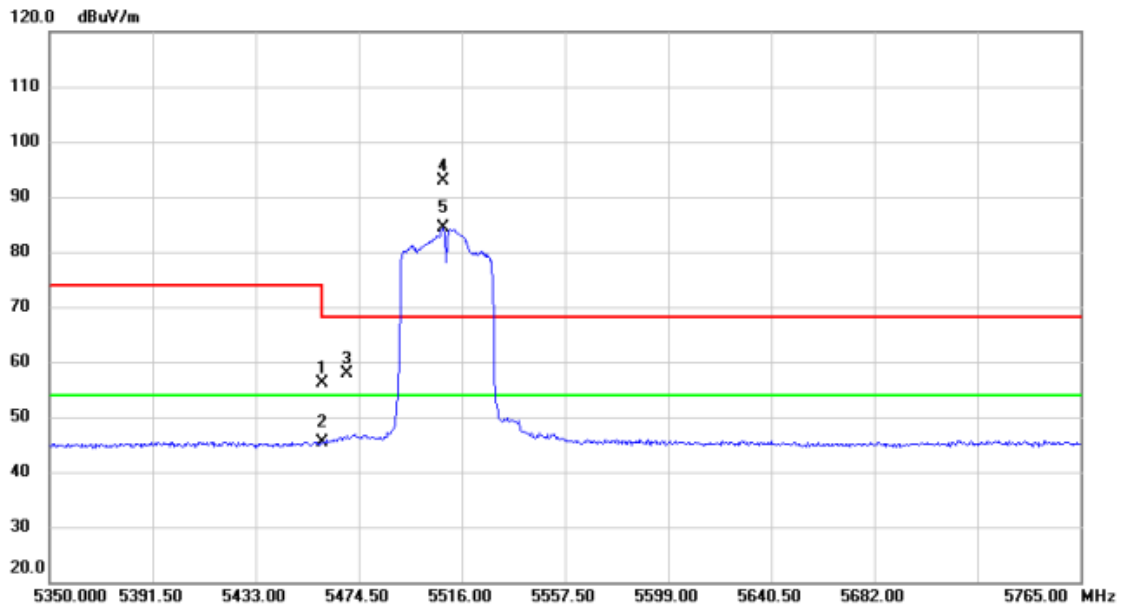


No.	Mk.	Freq.	Reading Level	Correct Factor	Measurement	Limit	Margin	Detector	Comment
		MHz	dBuV	dB	dBuV/m	dBuV/m	dB		
1	*	11020.00	51.36	-8.56	42.80	74.00	-31.20	peak	

REMARKS:

- (1) Measurement Value = Reading Level + Correct Factor.
- (2) Margin Level = Measurement Value - Limit Value.

Test Mode	UNII-2C_TX N(HT40) Mode 5510 MHz	Polarization	Horizontal
-----------	----------------------------------	--------------	------------

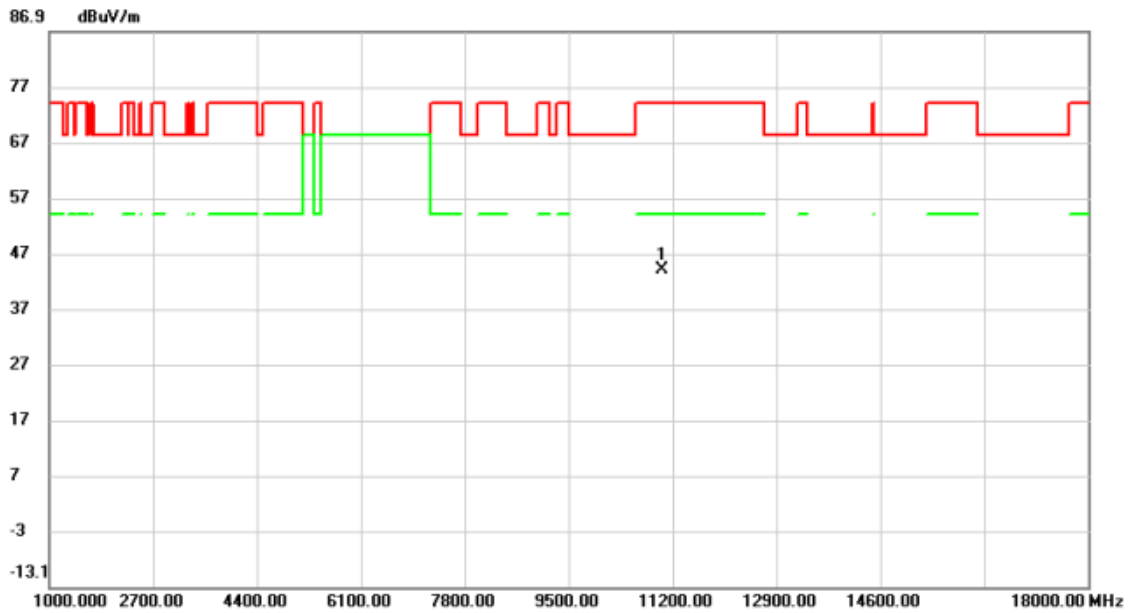


No. Mk.	Freq. MHz	Reading Level dBuV	Correct Factor dB	Measure- ment dBuV/m	Limit dBuV/m	Margin dB	Detector	Comment
1	5460.000	15.45	40.80	56.25	74.00	-17.75	peak	
2	5460.000	4.58	40.80	45.38	54.00	-8.62	AVG	
3	5470.000	17.14	40.82	57.96	68.20	-10.24	peak	
4 X	5508.738	51.88	40.90	92.78	68.20	24.58	peak	No limit
5 *	5508.738	43.59	40.90	84.49	54.00	30.49	AVG	No limit

REMARKS:

- (1) Measurement Value = Reading Level + Correct Factor.
- (2) Margin Level = Measurement Value - Limit Value.

Test Mode	UNII-2C_TX N(HT40) Mode 5510 MHz	Polarization	Horizontal
-----------	----------------------------------	--------------	------------

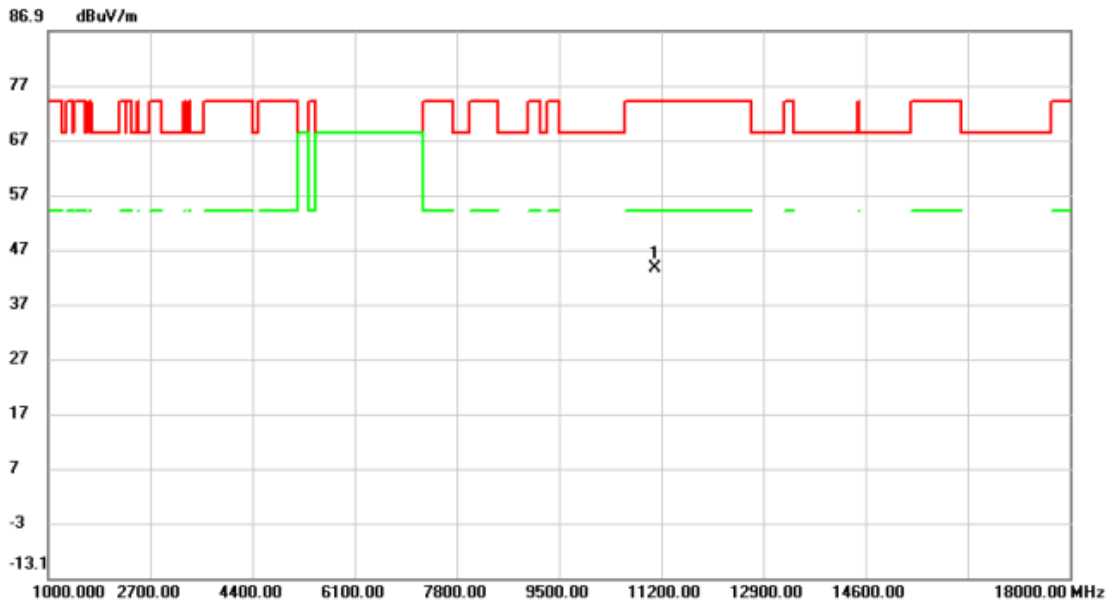


No.	Mk.	Freq.	Reading Level	Correct Factor	Measurement	Limit	Margin	Detector	Comment
		MHz	dBuV	dB	dBuV/m	dBuV/m	dB		
1	*	11200.00	52.71	-8.56	44.15	74.00	-29.85	peak	

REMARKS:

- (1) Measurement Value = Reading Level + Correct Factor.
- (2) Margin Level = Measurement Value - Limit Value.

Test Mode	UNII-2C_TX N(HT40) Mode 5550 MHz	Polarization	Vertical
-----------	----------------------------------	--------------	----------

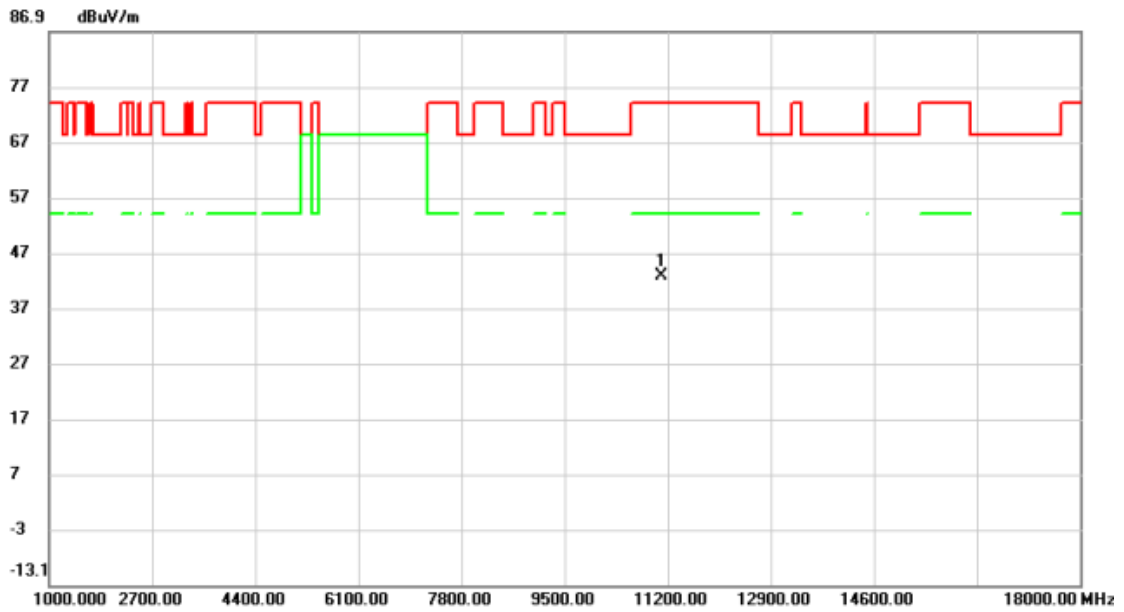


No.	Mk.	Freq. MHz	Reading Level dBuV	Correct Factor dB	Measure- ment dBuV/m	Limit dBuV/m	Margin dB	Detector	Comment
1	*	11100.00	52.08	-8.48	43.60	74.00	-30.40	peak	

REMARKS:

- (1) Measurement Value = Reading Level + Correct Factor.
- (2) Margin Level = Measurement Value - Limit Value.

Test Mode	UNII-2C_TX N(HT40) Mode 5550 MHz	Polarization	Horizontal
-----------	----------------------------------	--------------	------------

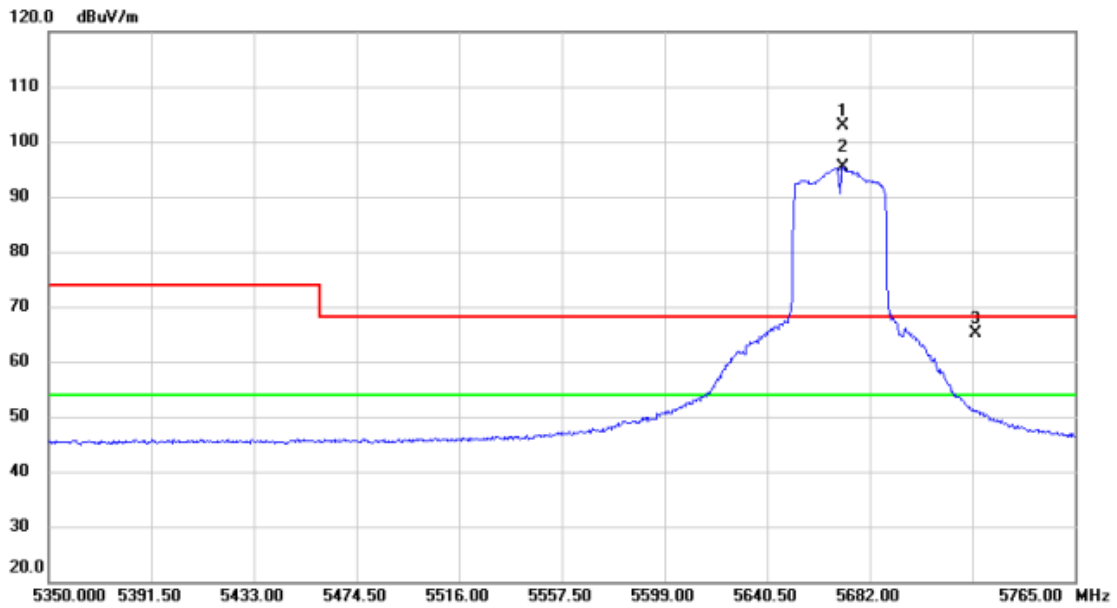


No.	Mk.	Freq.	Reading Level	Correct Factor	Measurement	Limit	Margin	Detector	Comment
		MHz	dBuV	dB	dBuV/m	dBuV/m	dB		
1	*	11100.00	51.16	-8.48	42.68	74.00	-31.32	peak	

REMARKS:

- (1) Measurement Value = Reading Level + Correct Factor.
- (2) Margin Level = Measurement Value - Limit Value.

Test Mode	UNII-2C_TX N(HT40) Mode 5670 MHz	Polarization	Vertical
-----------	----------------------------------	--------------	----------

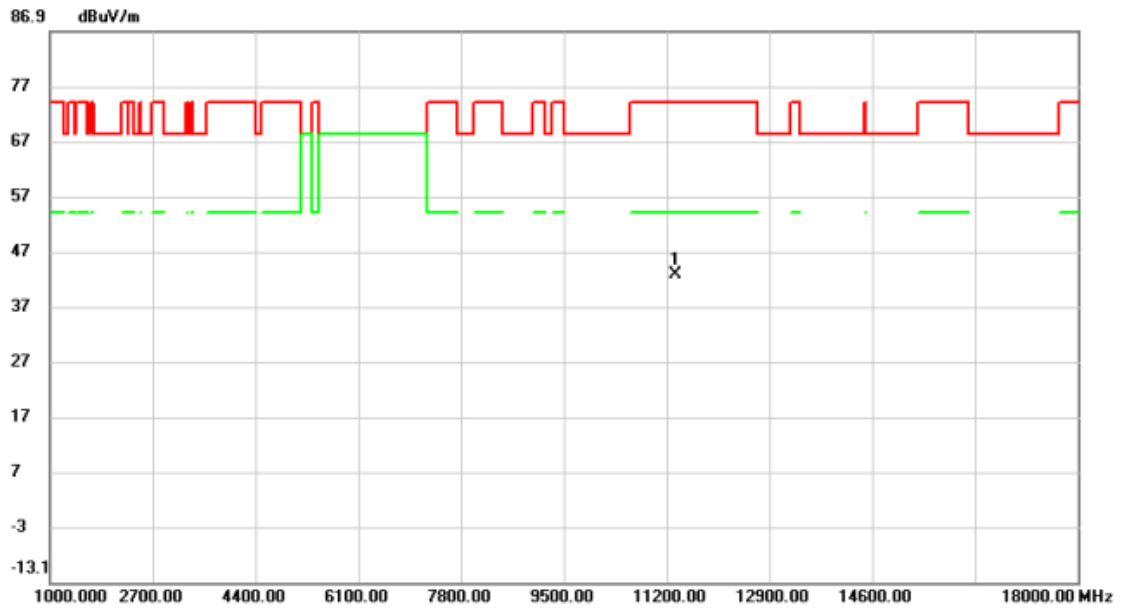


No. Mk.	Freq. MHz	Reading Level dBuV	Correct Factor dB	Measure- ment dBuV/m	Limit dBuV/m	Margin dB	Detector	Comment
1 X	5671.002	61.57	41.30	102.87	68.20	34.67	peak	No limit
2 *	5671.002	54.13	41.30	95.43	54.00	41.43	AVG	No limit
3	5725.000	23.69	41.43	65.12	68.20	-3.08	peak	

REMARKS:

- (1) Measurement Value = Reading Level + Correct Factor.
- (2) Margin Level = Measurement Value - Limit Value.

Test Mode	UNII-2C_TX N(HT40) Mode 5670 MHz	Polarization	Vertical
-----------	----------------------------------	--------------	----------

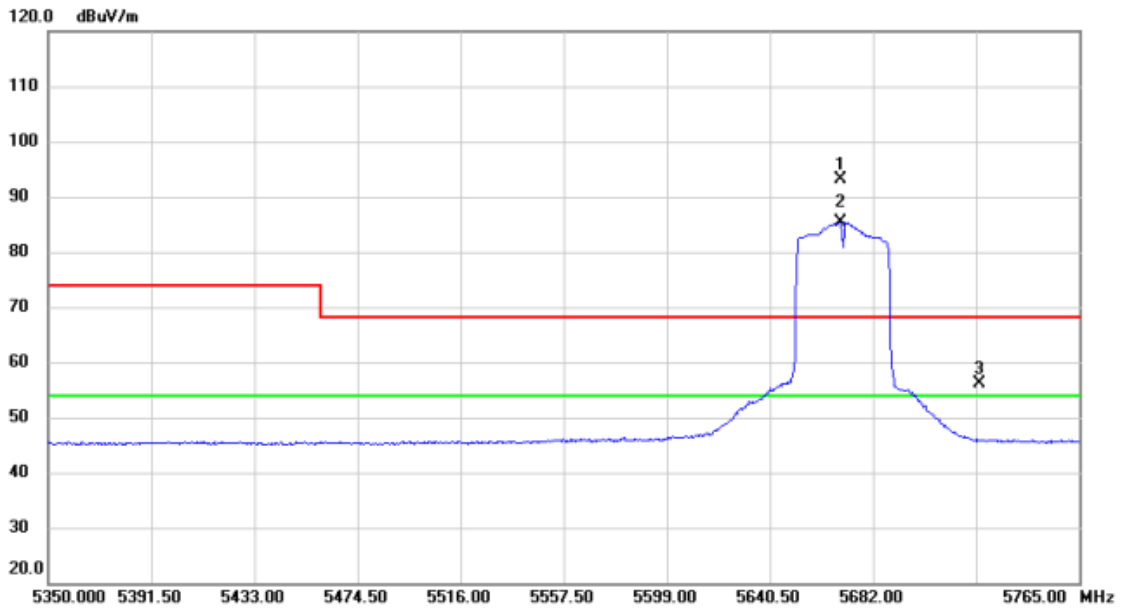


No.	Mk.	Freq. MHz	Reading Level dBuV	Correct Factor dB	Measure- ment dBuV/m	Limit dBuV/m	Margin dB	Detector	Comment
1	*	11340.00	51.07	-8.26	42.81	74.00	-31.19	peak	

REMARKS:

- (1) Measurement Value = Reading Level + Correct Factor.
- (2) Margin Level = Measurement Value - Limit Value.

Test Mode	UNII-2C_TX N(HT40) Mode 5670 MHz	Polarization	Horizontal
-----------	----------------------------------	--------------	------------

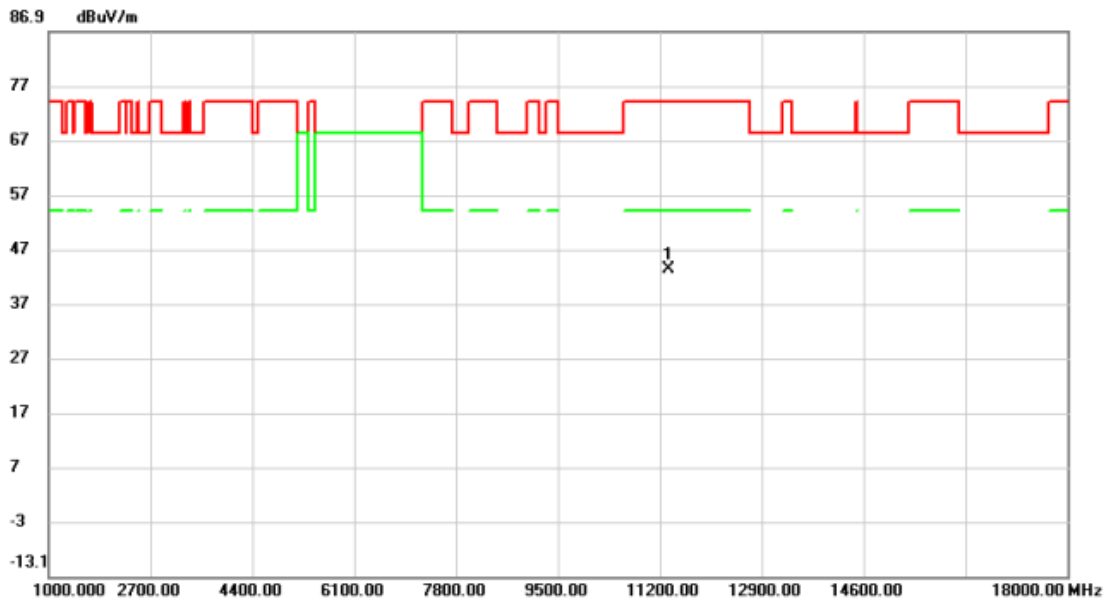


No. Mk.	Freq. MHz	Reading Level dBuV	Correct Factor dB	Measure- ment dBuV/m	Limit dBuV/m	Margin dB	Detector	Comment
1 X	5668.927	51.95	41.29	93.24	68.20	25.04	peak	No limit
2 *	5668.927	44.18	41.29	85.47	54.00	31.47	AVG	No limit
3	5725.000	14.70	41.43	56.13	68.20	-12.07	peak	

REMARKS:

- (1) Measurement Value = Reading Level + Correct Factor.
- (2) Margin Level = Measurement Value - Limit Value.

Test Mode	UNII-2C_TX N(HT40) Mode 5670 MHz	Polarization	Horizontal
-----------	----------------------------------	--------------	------------

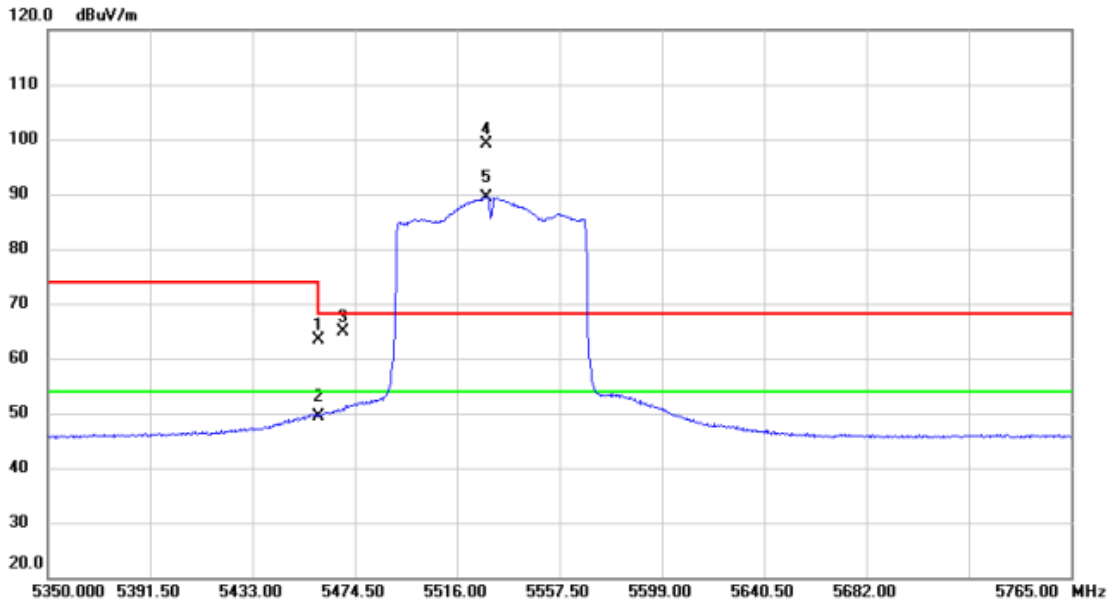


No.	Mk.	Freq.	Reading Level	Correct Factor	Measurement	Limit	Margin	Detector	Comment
		MHz	dBuV	dB	dBuV/m	dBuV/m	dB		
1	*	11340.00	51.48	-8.26	43.22	74.00	-30.78	peak	

REMARKS:

- (1) Measurement Value = Reading Level + Correct Factor.
- (2) Margin Level = Measurement Value - Limit Value.

Test Mode	UNII-2C_TX AC(VHT80) Mode 5530 MHz	Polarization	Vertical
-----------	------------------------------------	--------------	----------

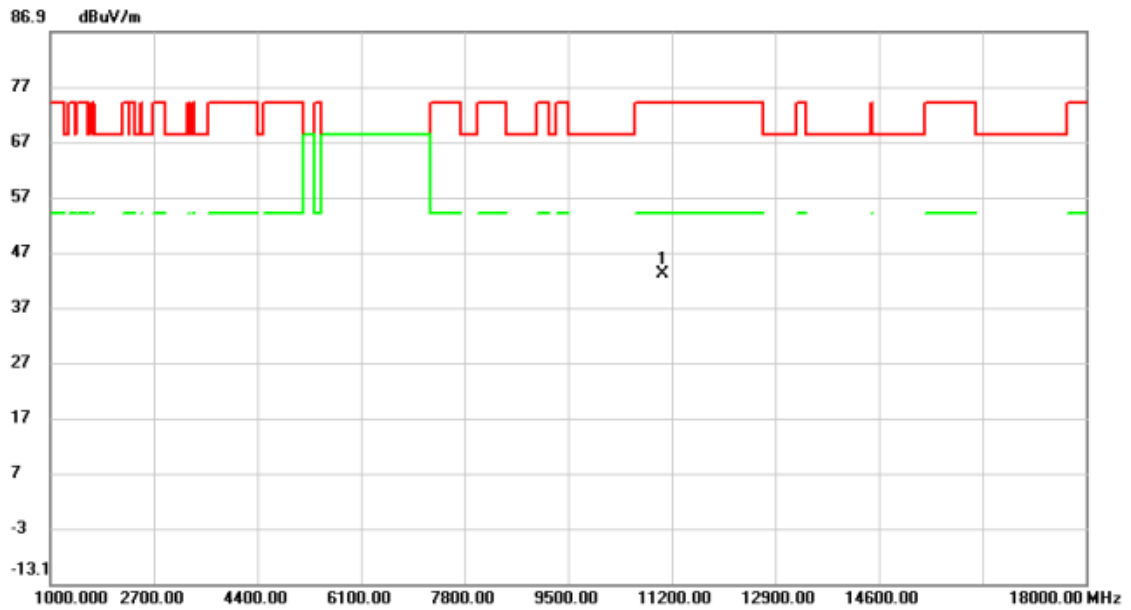


No. Mk.	Freq. MHz	Reading Level dBuV	Correct Factor dB	Measurement dBuV/m	Limit dBuV/m	Margin dB	Detector	Comment
1	5460.000	22.65	40.80	63.45	74.00	-10.55	peak	
2	5460.000	8.66	40.80	49.46	54.00	-4.54	AVG	
3	5470.000	24.15	40.82	64.97	68.20	-3.23	peak	
4 X	5527.828	58.23	40.94	99.17	68.20	30.97	peak	No limit
5 *	5527.828	48.42	40.94	89.36	54.00	35.36	AVG	No limit

REMARKS:

- (1) Measurement Value = Reading Level + Correct Factor.
- (2) Margin Level = Measurement Value - Limit Value.

Test Mode	UNII-2C_TX AC(VHT80) Mode 5530 MHz	Polarization	Vertical
-----------	------------------------------------	--------------	----------

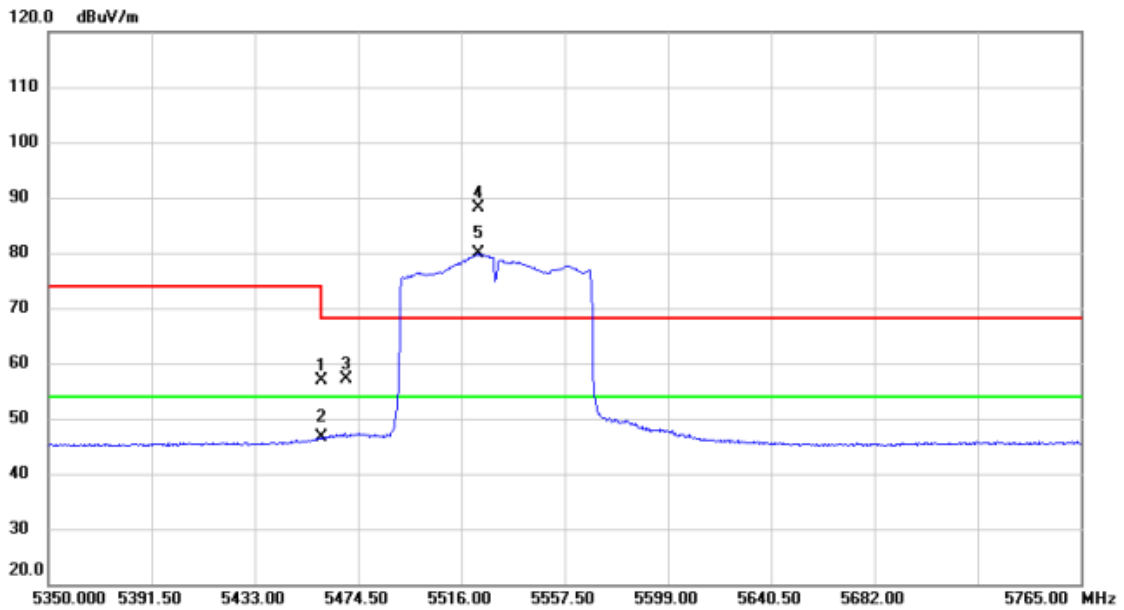


No.	Mk.	Freq. MHz	Reading Level dBuV	Correct Factor dB	Measure- ment dBuV/m	Limit dBuV/m	Margin dB	Detector	Comment
1	*	11060.00	51.50	-8.53	42.97	74.00	-31.03	peak	

REMARKS:

- (1) Measurement Value = Reading Level + Correct Factor.
- (2) Margin Level = Measurement Value - Limit Value.

Test Mode	UNII-2C_TX AC(VHT80) Mode 5530 MHz	Polarization	Horizontal
-----------	------------------------------------	--------------	------------

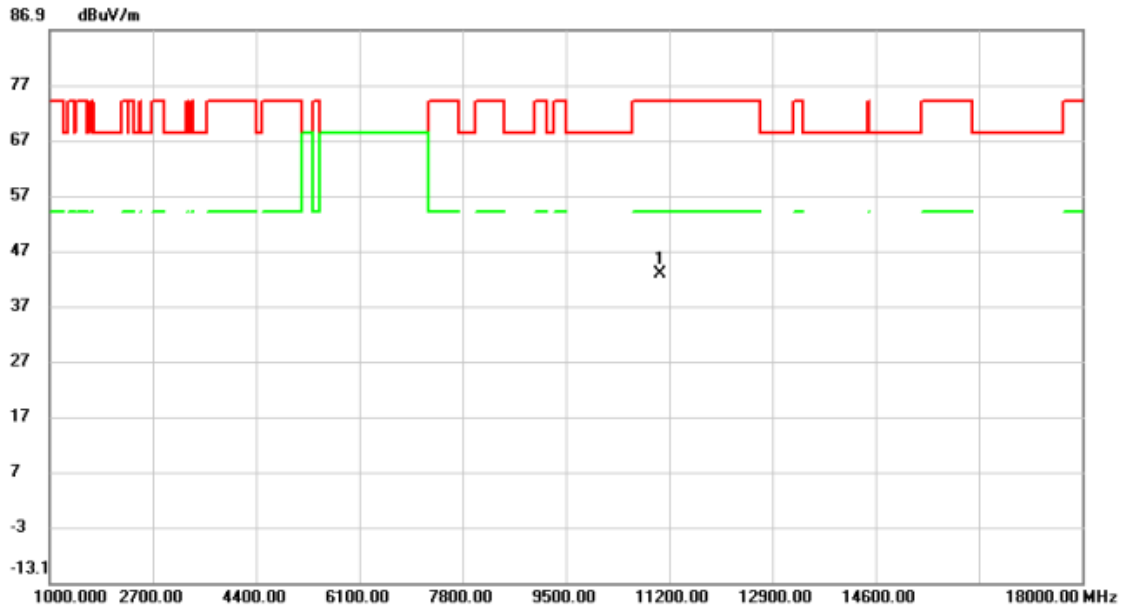


No. Mk.	Freq. MHz	Reading Level dBuV	Correct Factor dB	Measure- ment dBuV/m	Limit dBuV/m	Margin dB	Detector	Comment
1	5460.000	16.07	40.80	56.87	74.00	-17.13	peak	
2	5460.000	5.74	40.80	46.54	54.00	-7.46	AVG	
3	5470.000	16.23	40.82	57.05	68.20	-11.15	peak	
4 X	5522.640	47.10	40.93	88.03	68.20	19.83	peak	No limit
5 *	5522.640	38.83	40.93	79.76	54.00	25.76	AVG	No limit

REMARKS:

- (1) Measurement Value = Reading Level + Correct Factor.
- (2) Margin Level = Measurement Value - Limit Value.

Test Mode	UNII-2C_TX AC(VHT80) Mode 5530 MHz	Polarization	Horizontal
-----------	------------------------------------	--------------	------------

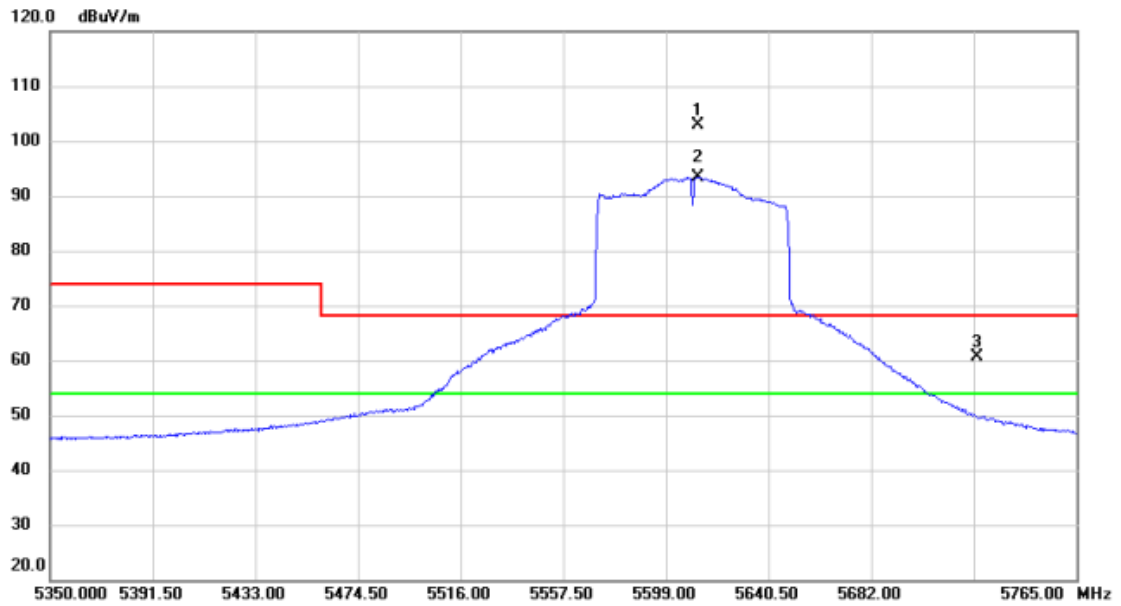


No.	Mk.	Freq.	Reading Level	Correct Factor	Measurement	Limit	Margin	Detector	Comment
		MHz	dBuV	dB	dBuV/m	dBuV/m	dB		
1	*	11060.00	51.41	-8.53	42.88	74.00	-31.12	peak	

REMARKS:

- (1) Measurement Value = Reading Level + Correct Factor.
- (2) Margin Level = Measurement Value - Limit Value.

Test Mode	UNII-2C_TX AC(VHT80) Mode 5610 MHz	Polarization	Vertical
-----------	------------------------------------	--------------	----------

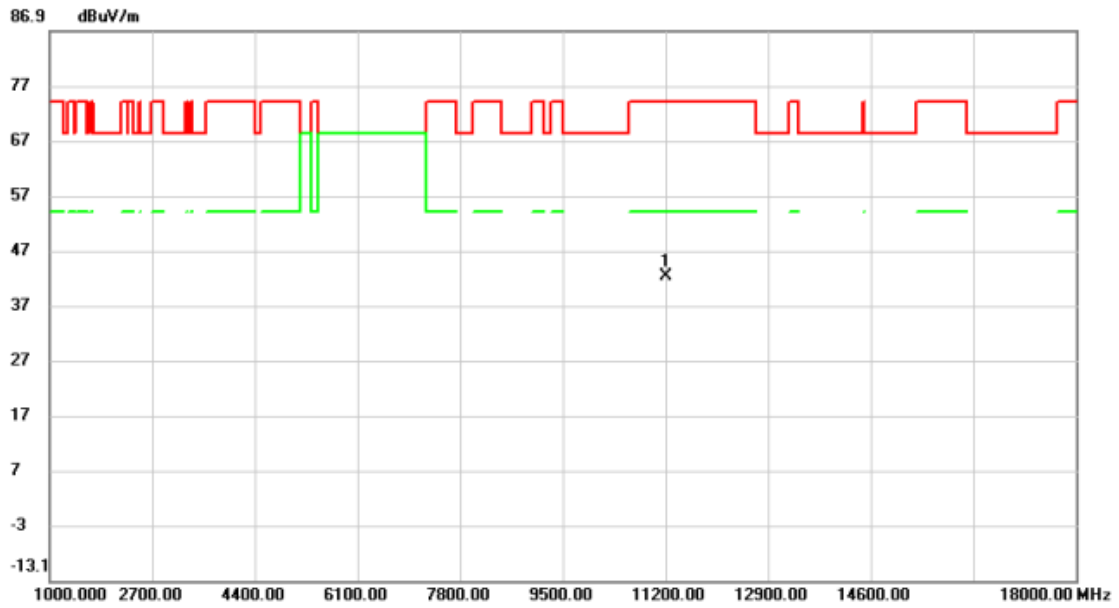


No. Mk.	Freq. MHz	Reading Level dBuV	Correct Factor dB	Measurement dBuV/m	Limit dBuV/m	Margin dB	Detector	Comment
1 X	5612.073	61.79	41.15	102.94	68.20	34.74	peak	No limit
2 *	5612.073	52.32	41.15	93.47	54.00	39.47	AVG	No limit
3	5725.000	19.16	41.43	60.59	68.20	-7.61	peak	

REMARKS:

- (1) Measurement Value = Reading Level + Correct Factor.
- (2) Margin Level = Measurement Value - Limit Value.

Test Mode	UNII-2C_TX AC(VHT80) Mode 5610 MHz	Polarization	Vertical
-----------	------------------------------------	--------------	----------

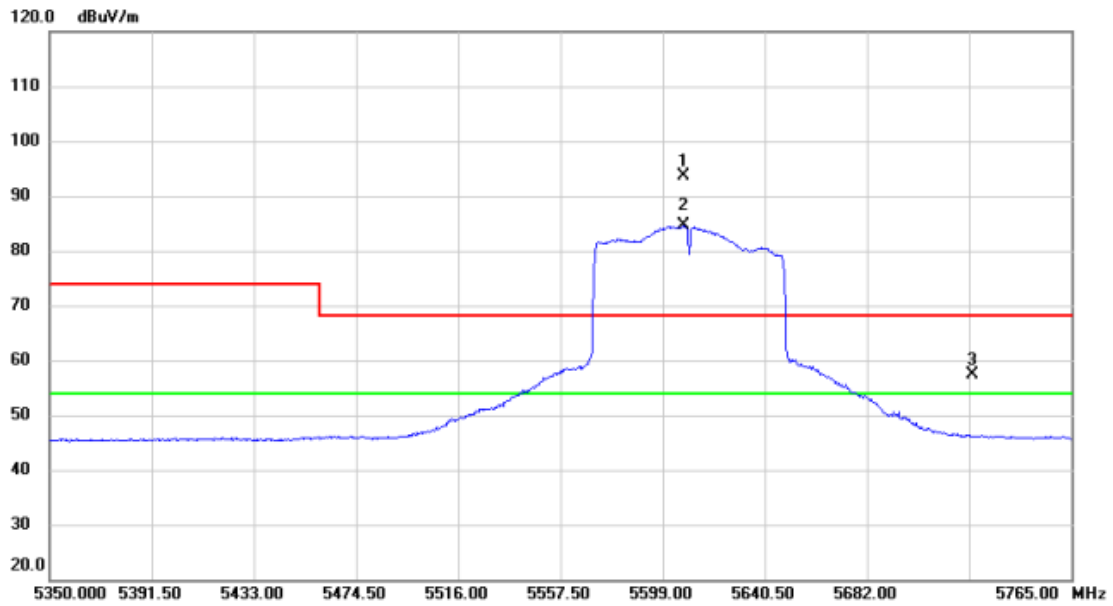


No. Mk.	Freq. MHz	Reading Level dBuV	Correct Factor dB	Measure- ment dBuV/m	Limit dBuV/m	Margin dB	Detector	Comment
1 *	11220.00	50.62	-8.37	42.25	74.00	-31.75	peak	

REMARKS:

- (1) Measurement Value = Reading Level + Correct Factor.
- (2) Margin Level = Measurement Value - Limit Value.

Test Mode	UNII-2C_TX AC(VHT80) Mode 5610 MHz	Polarization	Horizontal
-----------	------------------------------------	--------------	------------

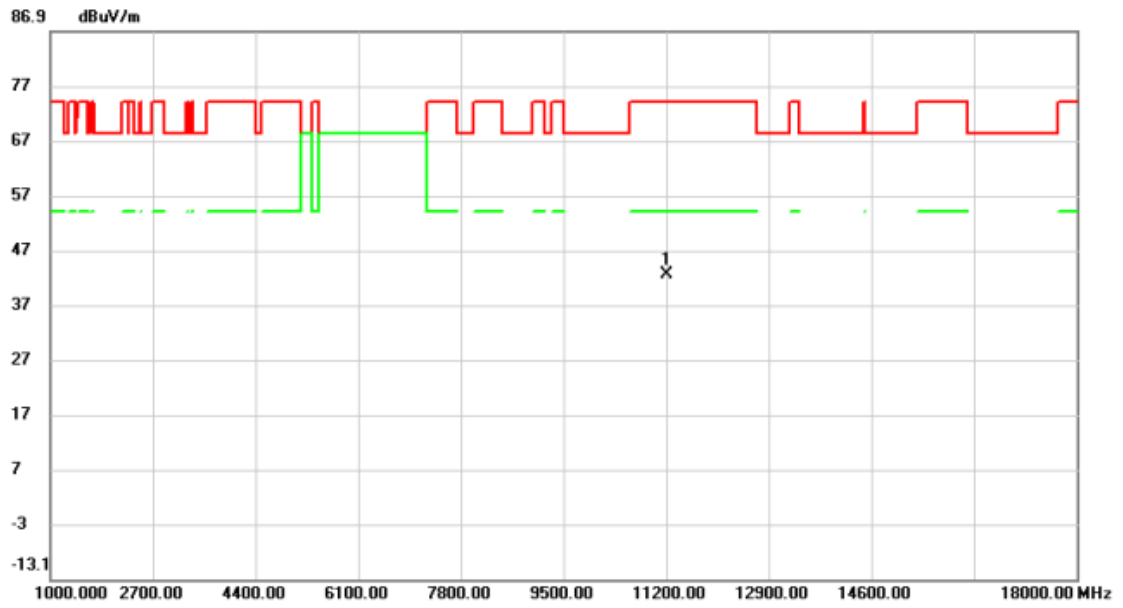


No. Mk.	Freq. MHz	Reading Level dBuV	Correct Factor dB	Measurement dBuV/m	Limit dBuV/m	Margin dB	Detector	Comment
1 X	5607.715	52.47	41.14	93.61	68.20	25.41	peak	No limit
2 *	5607.715	43.41	41.14	84.55	54.00	30.55	AVG	No limit
3	5725.000	15.97	41.43	57.40	68.20	-10.80	peak	

REMARKS:

- (1) Measurement Value = Reading Level + Correct Factor.
- (2) Margin Level = Measurement Value - Limit Value.

Test Mode	UNII-2C_TX AC(VHT80) Mode 5610 MHz	Polarization	Horizontal
-----------	------------------------------------	--------------	------------

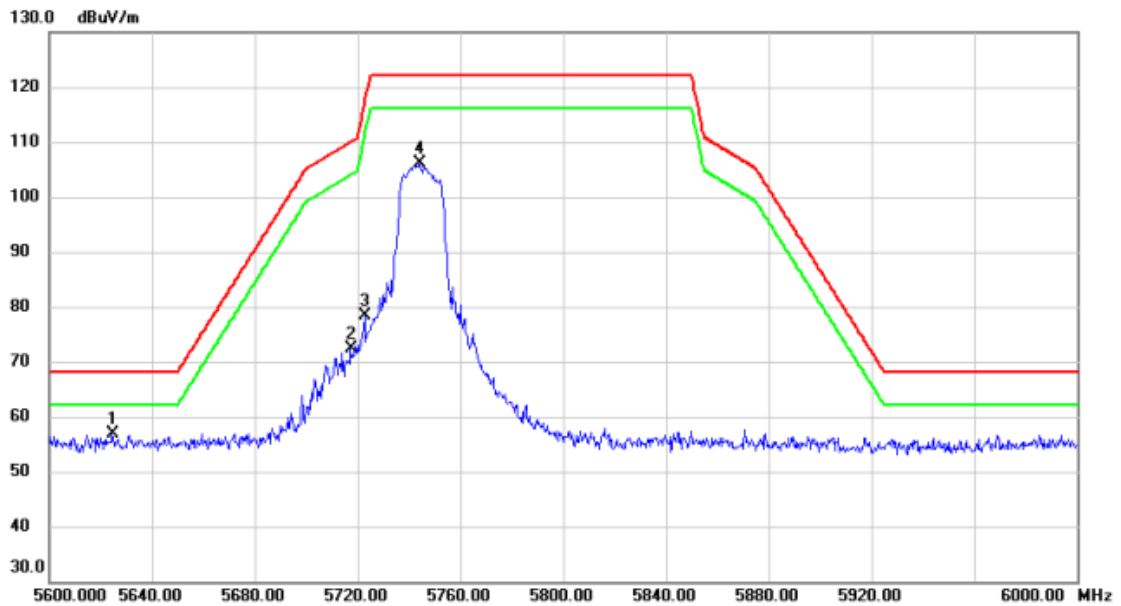


No. Mk.	Freq. MHz	Reading Level dBuV	Correct Factor dB	Measure- ment dBuV/m	Limit dBuV/m	Margin dB	Detector	Comment
1 *	11220.00	50.98	-8.37	42.61	74.00	-31.39	peak	

REMARKS:

- (1) Measurement Value = Reading Level + Correct Factor.
- (2) Margin Level = Measurement Value - Limit Value.

Test Mode	UNII-3_TX A Mode 5745 MHz	Polarization	Vertical
-----------	---------------------------	--------------	----------

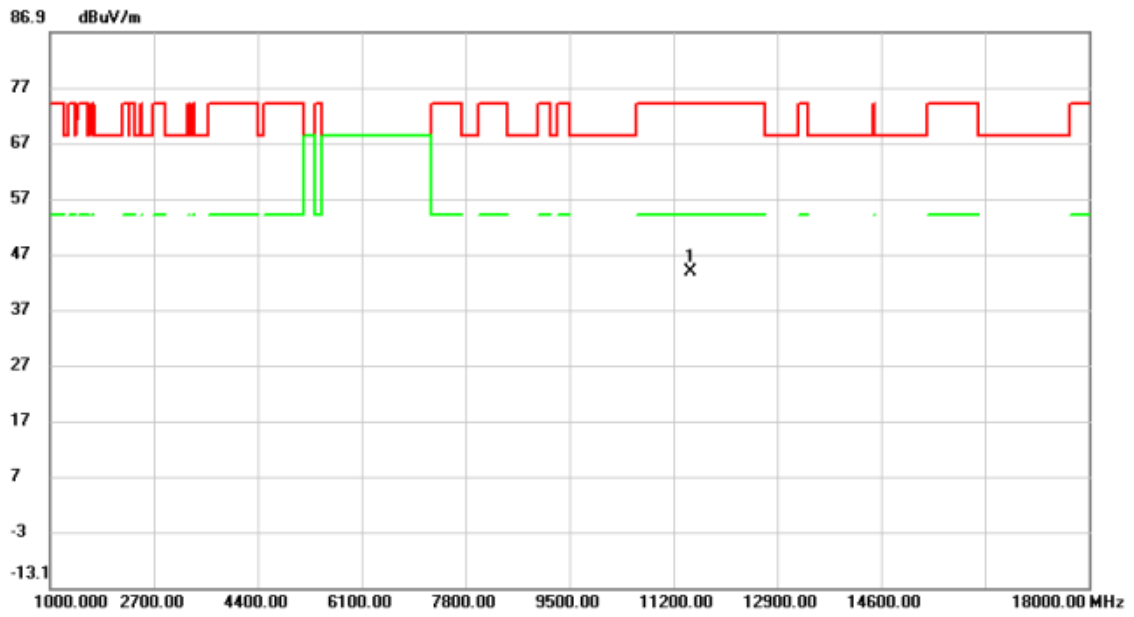


No. Mk.	Freq. MHz	Reading Level dBuV	Correct Factor dB	Measure- ment dBuV/m	Limit dBuV/m	Margin dB	Detector	Comment
1 *	5624.600	15.59	41.18	56.77	68.20	-11.43	peak	
2	5717.400	30.90	41.41	72.31	110.07	-37.76	peak	
3	5722.800	36.83	41.43	78.26	117.18	-38.92	peak	
4	5744.200	64.65	41.48	106.13	122.20	-16.07	peak	

REMARKS:

- (1) Measurement Value = Reading Level + Correct Factor.
- (2) Margin Level = Measurement Value - Limit Value.

Test Mode	UNII-3_TX A Mode 5745 MHz	Polarization	Vertical
-----------	---------------------------	--------------	----------

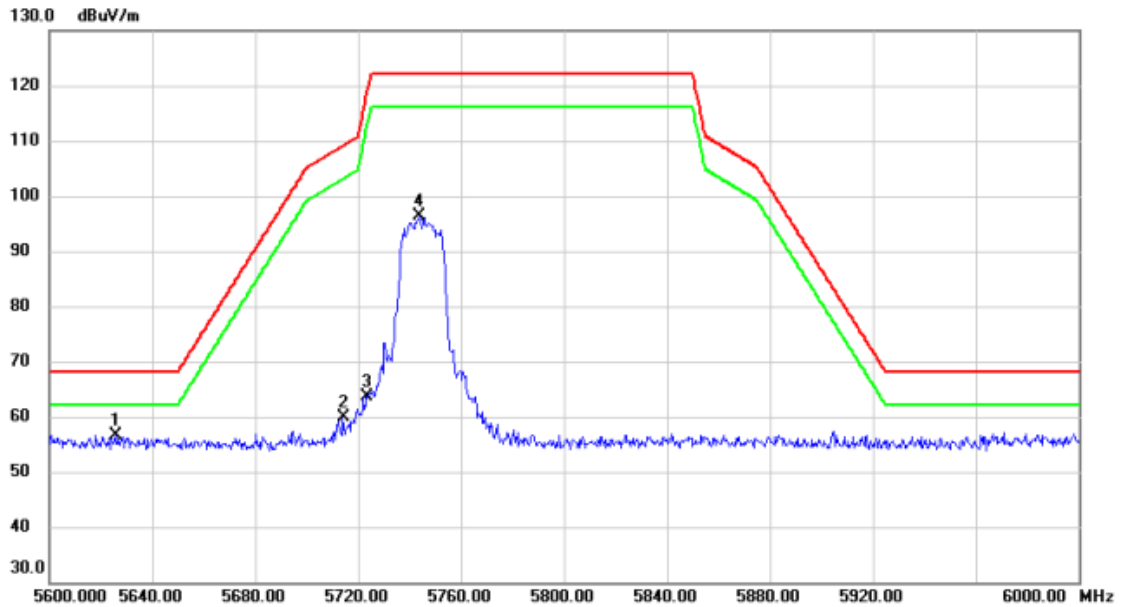


No. Mk.	Freq. MHz	Reading Level dBuV	Correct Factor dB	Measure- ment dBuV/m	Limit dBuV/m	Margin dB	Detector	Comment
1 *	11490.00	51.92	-8.03	43.89	74.00	-30.11	peak	

REMARKS:

- (1) Measurement Value = Reading Level + Correct Factor.
- (2) Margin Level = Measurement Value - Limit Value.

Test Mode	UNII-3_TX A Mode 5745 MHz	Polarization	Horizontal
-----------	---------------------------	--------------	------------

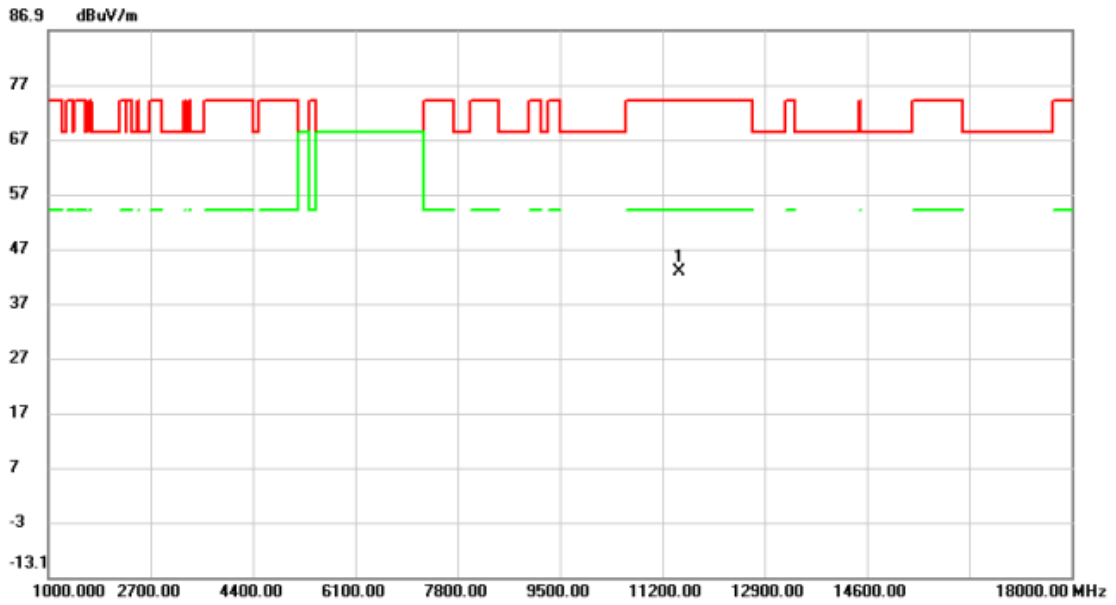


No. Mk.	Freq. MHz	Reading Level dBuV	Correct Factor dB	Measure- ment dBuV/m	Limit dBuV/m	Margin dB	Detector	Comment
1 *	5625.600	15.54	41.18	56.72	68.20	-11.48	peak	
2	5714.200	18.39	41.41	59.80	109.18	-49.38	peak	
3	5723.400	22.29	41.43	63.72	118.55	-54.83	peak	
4	5743.800	54.91	41.47	96.38	122.20	-25.82	peak	

REMARKS:

- (1) Measurement Value = Reading Level + Correct Factor.
- (2) Margin Level = Measurement Value - Limit Value.

Test Mode	UNII-3_TX A Mode 5745 MHz	Polarization	Horizontal
-----------	---------------------------	--------------	------------

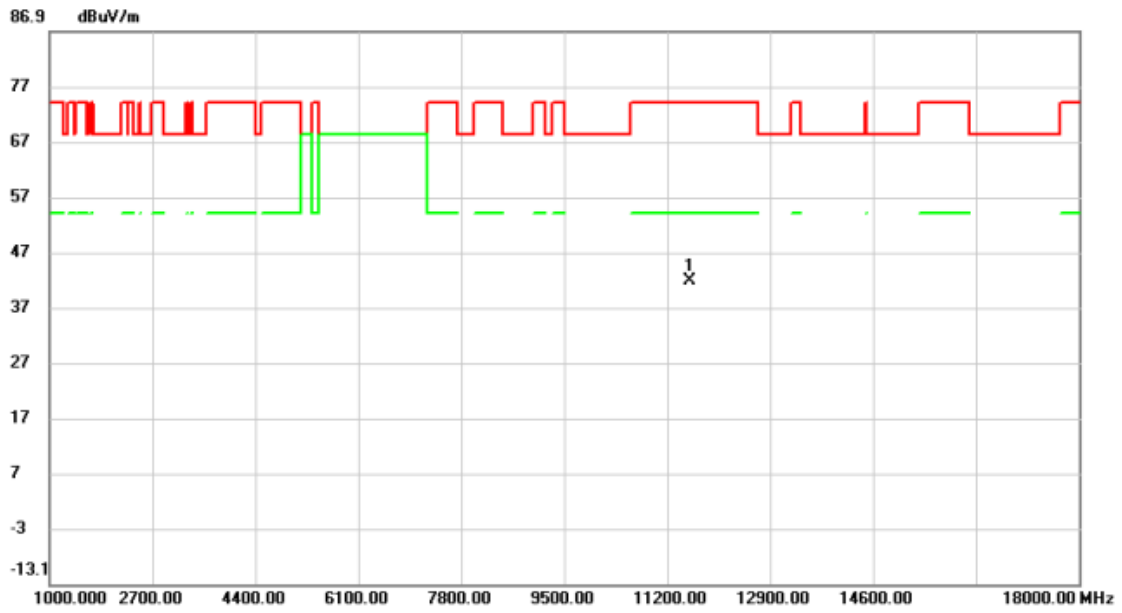


No.	Mk.	Freq.	Reading Level	Correct Factor	Measurement	Limit	Margin	Detector	Comment
		MHz	dBuV	dB	dBuV/m	dBuV/m	dB		
1	*	11490.00	50.90	-8.03	42.87	74.00	-31.13	peak	

REMARKS:

- (1) Measurement Value = Reading Level + Correct Factor.
- (2) Margin Level = Measurement Value - Limit Value.

Test Mode	UNII-3_TX A Mode 5785 MHz	Polarization	Vertical
-----------	---------------------------	--------------	----------

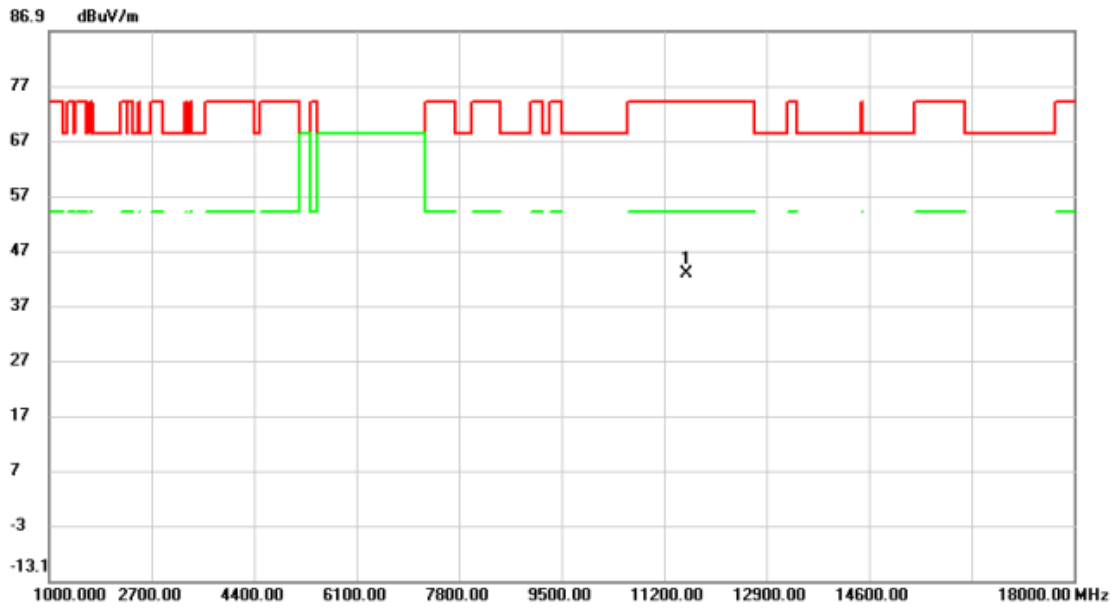


No.	Mk.	Freq.	Reading Level	Correct Factor	Measurement	Limit	Margin	Detector	Comment
		MHz	dBuV	dB	dBuV/m	dBuV/m	dB		
1	*	11570.00	49.66	-7.98	41.68	74.00	-32.32	peak	

REMARKS:

- (1) Measurement Value = Reading Level + Correct Factor.
- (2) Margin Level = Measurement Value - Limit Value.

Test Mode	UNII-3_TX A Mode 5785 MHz	Polarization	Horizontal
-----------	---------------------------	--------------	------------

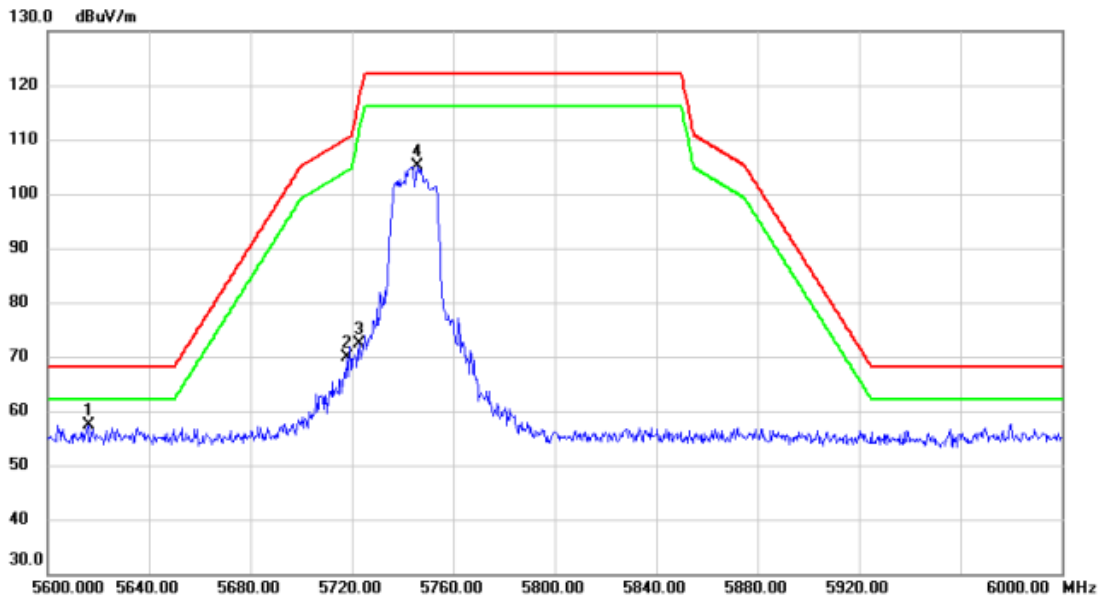


No.	Mk.	Freq.	Reading Level	Correct Factor	Measurement	Limit	Margin		
		MHz	dBuV	dB	dBuV/m	dBuV/m	dB	Detector	Comment
1	*	11570.00	50.68	-7.98	42.70	74.00	-31.30	peak	

REMARKS:

- (1) Measurement Value = Reading Level + Correct Factor.
- (2) Margin Level = Measurement Value - Limit Value.

Test Mode	UNII-3_TX A Mode 5825 MHz	Polarization	Vertical
-----------	---------------------------	--------------	----------

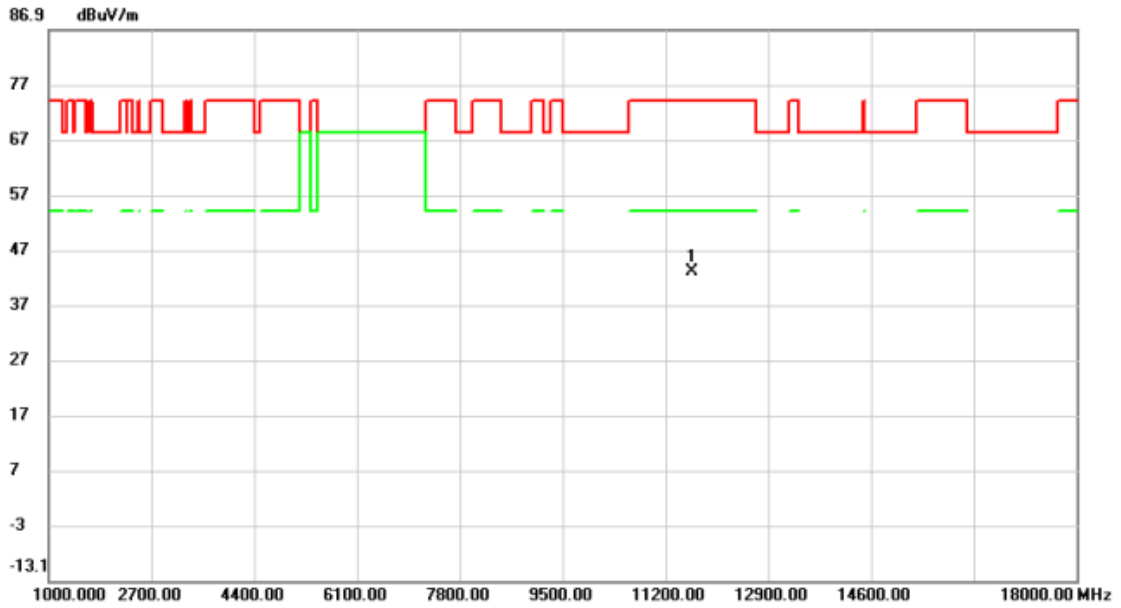


No.	Mk.	Freq. MHz	Reading Level dBuV	Correct Factor dB	Measure- ment dBuV/m	Limit dBuV/m	Margin dB	Detector	Comment
1	*	5616.000	16.27	41.16	57.43	68.20	-10.77	peak	
2		5718.200	28.51	41.41	69.92	110.30	-40.38	peak	
3		5722.800	31.04	41.43	72.47	117.18	-44.71	peak	
4		5746.000	63.55	41.49	105.04	122.20	-17.16	peak	

REMARKS:

- (1) Measurement Value = Reading Level + Correct Factor.
- (2) Margin Level = Measurement Value - Limit Value.

Test Mode	UNII-3_TX A Mode 5825 MHz	Polarization	Vertical
-----------	---------------------------	--------------	----------

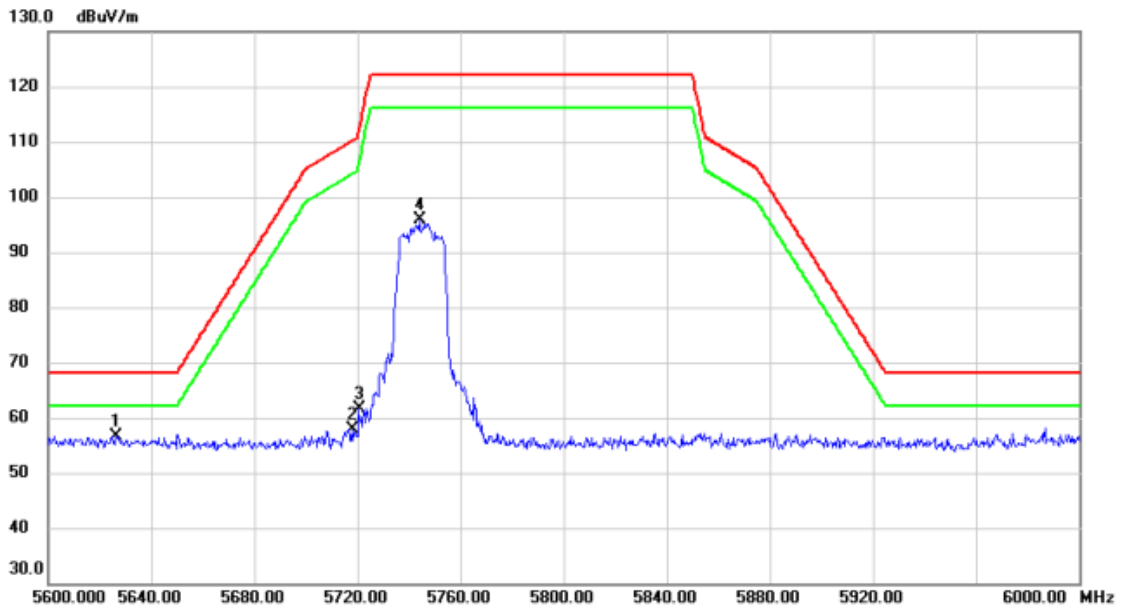


No.	Mk.	Freq. MHz	Reading Level dBuV	Correct Factor dB	Measure- ment dBuV/m	Limit dBuV/m	Margin dB	Detector	Comment
1	*	11650.00	51.12	-8.07	43.05	74.00	-30.95	peak	

REMARKS:

- (1) Measurement Value = Reading Level + Correct Factor.
- (2) Margin Level = Measurement Value - Limit Value.

Test Mode	UNII-3_TX A Mode 5825 MHz	Polarization	Horizontal
-----------	---------------------------	--------------	------------

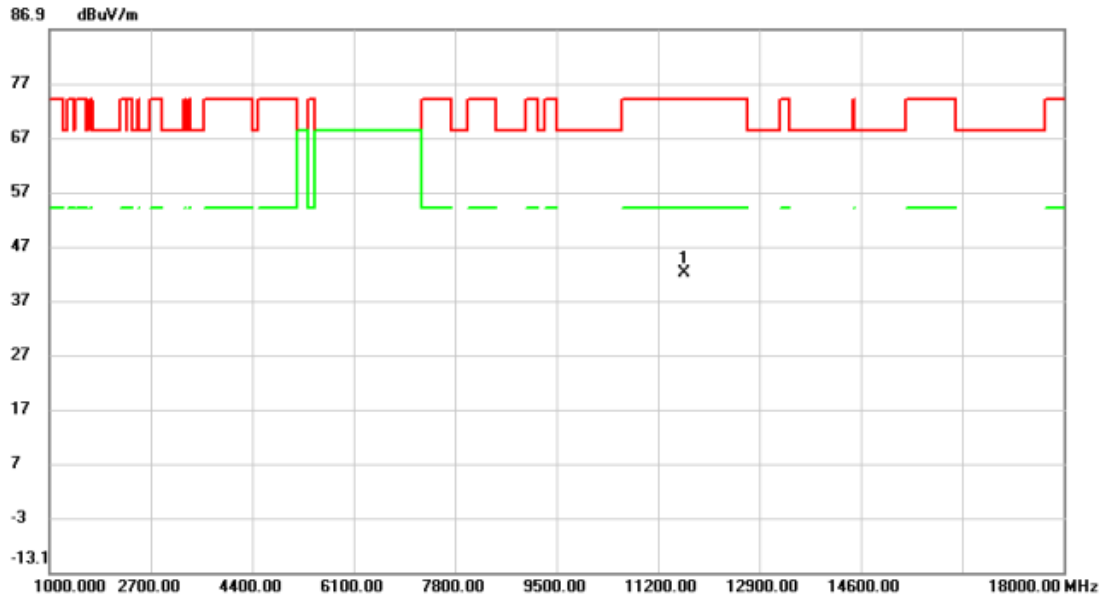


No. Mk.	Freq. MHz	Reading Level dBuV	Correct Factor dB	Measurement dBuV/m	Limit dBuV/m	Margin dB	Detector	Comment
1 *	5626.600	15.53	41.19	56.72	68.20	-11.48	peak	
2	5718.200	16.55	41.41	57.96	110.30	-52.34	peak	
3	5720.600	20.16	41.42	61.58	112.17	-50.59	peak	
4	5744.000	54.30	41.47	95.77	122.20	-26.43	peak	

REMARKS:

- (1) Measurement Value = Reading Level + Correct Factor.
- (2) Margin Level = Measurement Value - Limit Value.

Test Mode	UNII-3_TX A Mode 5825 MHz	Polarization	Horizontal
-----------	---------------------------	--------------	------------

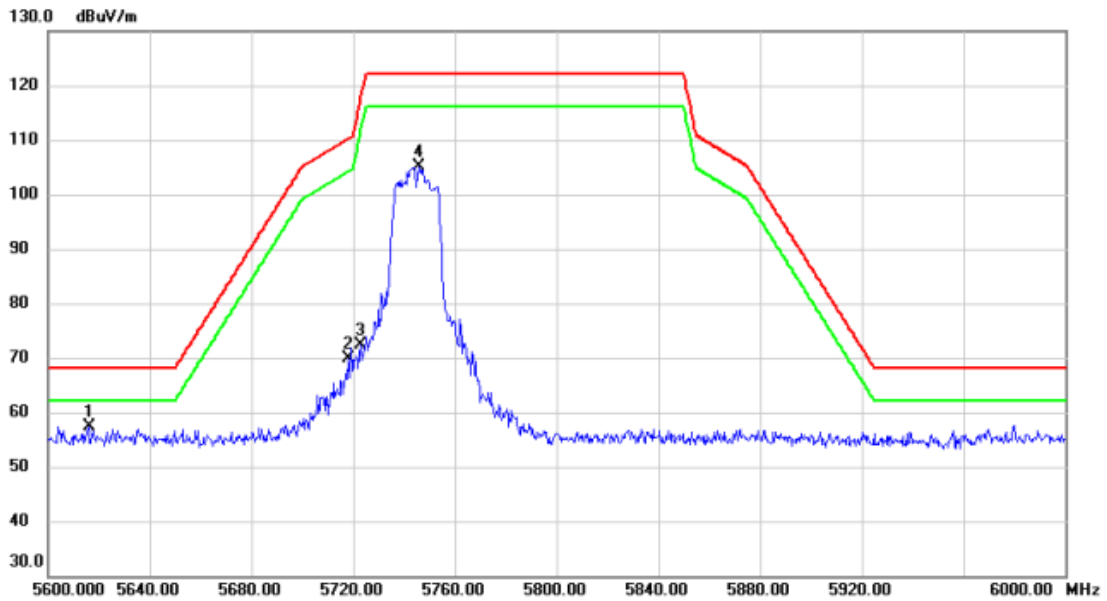


No. Mk.	Freq. MHz	Reading Level dBuV	Correct Factor dB	Measure- ment dBuV/m	Limit dBuV/m	Margin dB	Detector	Comment
1 *	11650.00	50.16	-8.07	42.09	74.00	-31.91	peak	

REMARKS:

- (1) Measurement Value = Reading Level + Correct Factor.
- (2) Margin Level = Measurement Value - Limit Value.

Test Mode	UNII-3_TX N(HT20) Mode 5745 MHz	Polarization	Vertical
-----------	---------------------------------	--------------	----------

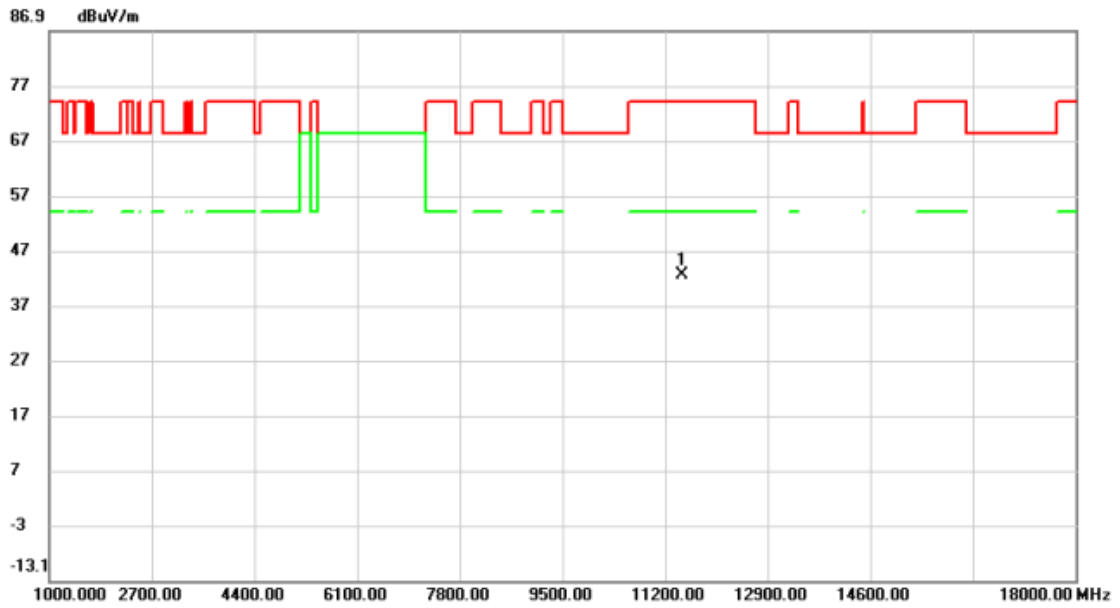


No. Mk.	Freq. MHz	Reading Level dBuV	Correct Factor dB	Measure- ment dBuV/m	Limit dBuV/m	Margin dB	Detector	Comment
1 *	5616.000	16.27	41.16	57.43	68.20	-10.77	peak	
2	5718.200	28.51	41.41	69.92	110.30	-40.38	peak	
3	5722.800	31.04	41.43	72.47	117.18	-44.71	peak	
4	5746.000	63.55	41.49	105.04	122.20	-17.16	peak	

REMARKS:

- (1) Measurement Value = Reading Level + Correct Factor.
- (2) Margin Level = Measurement Value - Limit Value.

Test Mode	UNII-3_TX N(HT20) Mode 5745 MHz	Polarization	Vertical
-----------	---------------------------------	--------------	----------

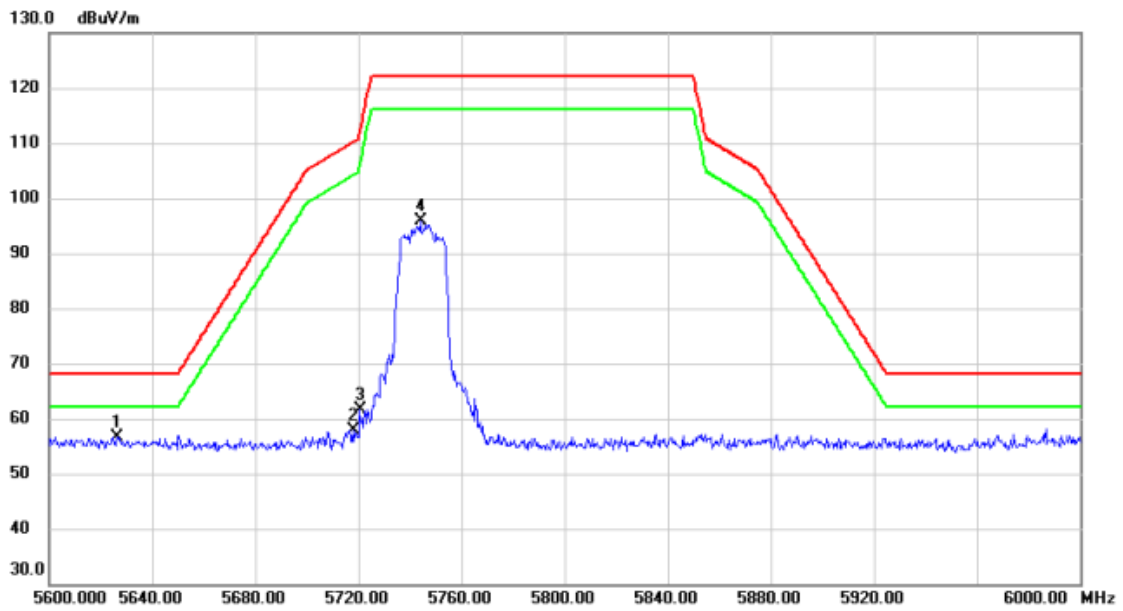


No.	Mk.	Freq. MHz	Reading Level dBuV	Correct Factor dB	Measure- ment dBuV/m	Limit dBuV/m	Margin dB	Detector	Comment
1	*	11490.00	50.49	-8.03	42.46	74.00	-31.54	peak	

REMARKS:

- (1) Measurement Value = Reading Level + Correct Factor.
- (2) Margin Level = Measurement Value - Limit Value.

Test Mode	UNII-3_TX N(HT20) Mode 5745 MHz	Polarization	Horizontal
-----------	---------------------------------	--------------	------------

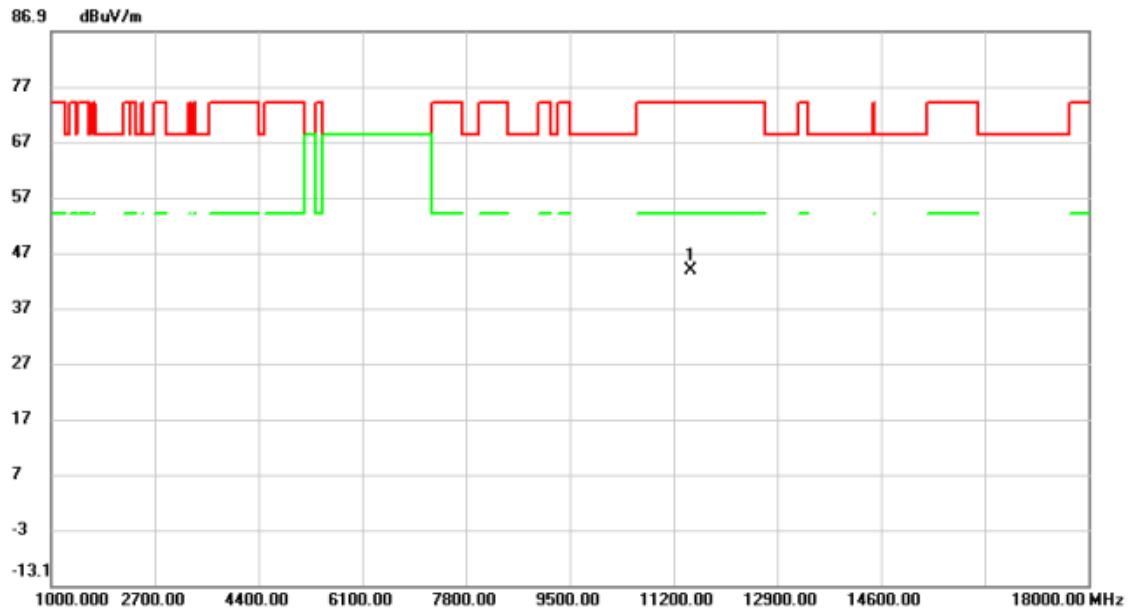


No.	Mk.	Freq. MHz	Reading Level dBuV	Correct Factor dB	Measure- ment dBuV/m	Limit dBuV/m	Margin dB	Detector	Comment
1	*	5626.600	15.53	41.19	56.72	68.20	-11.48	peak	
2		5718.200	16.55	41.41	57.96	110.30	-52.34	peak	
3		5720.600	20.16	41.42	61.58	112.17	-50.59	peak	
4		5744.000	54.30	41.47	95.77	122.20	-26.43	peak	

REMARKS:

- (1) Measurement Value = Reading Level + Correct Factor.
- (2) Margin Level = Measurement Value - Limit Value.

Test Mode	UNII-3_TX N(HT20) Mode 5745 MHz	Polarization	Horizontal
-----------	---------------------------------	--------------	------------

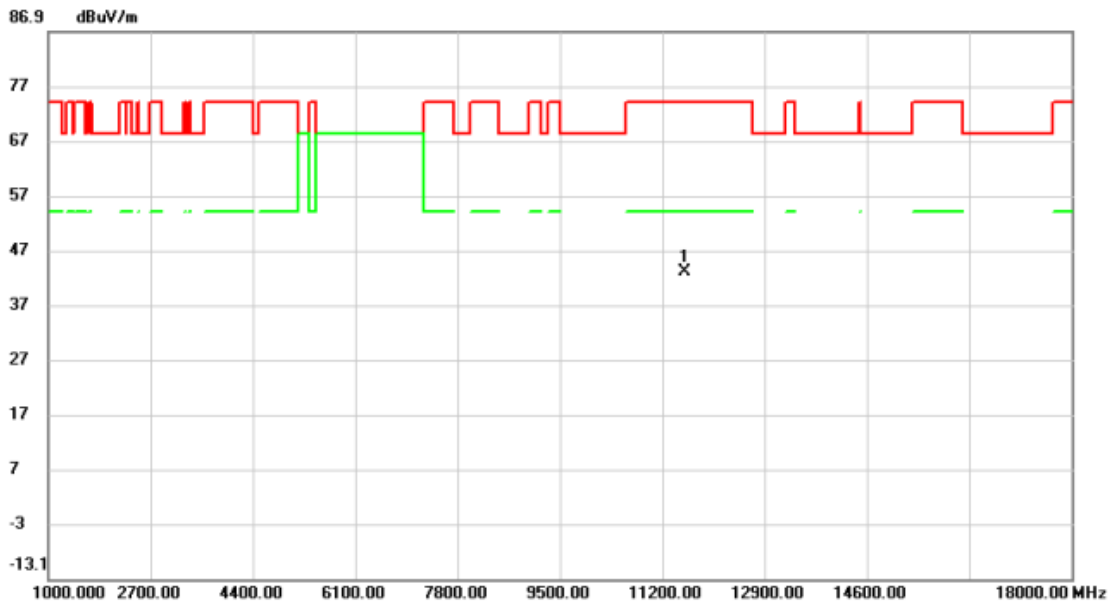


No.	Mk.	Freq.	Reading Level	Correct Factor	Measurement	Limit	Margin	Detector	Comment
		MHz	dBuV	dB	dBuV/m	dBuV/m	dB		
1	*	11490.00	51.86	-8.03	43.83	74.00	-30.17	peak	

REMARKS:

- (1) Measurement Value = Reading Level + Correct Factor.
- (2) Margin Level = Measurement Value - Limit Value.

Test Mode	UNII-3_TX N(HT20) Mode 5785 MHz	Polarization	Vertical
-----------	---------------------------------	--------------	----------

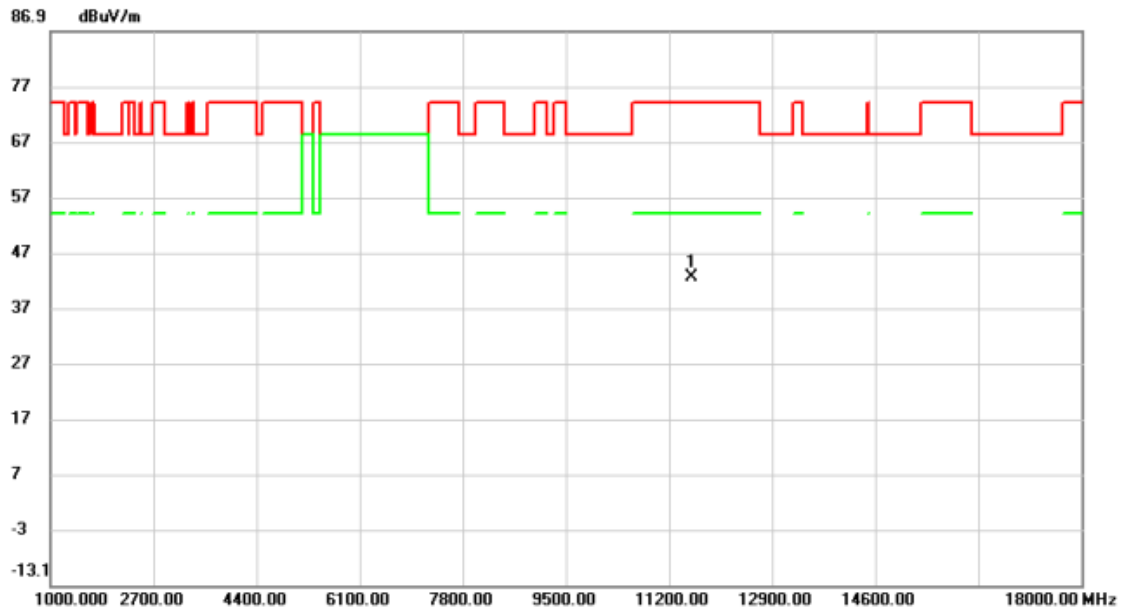


No.	Mk.	Freq.	Reading Level	Correct Factor	Measurement	Limit	Margin	Detector	Comment
		MHz	dBuV	dB	dBuV/m	dBuV/m	dB		
1	*	11570.00	51.00	-7.98	43.02	74.00	-30.98	peak	

REMARKS:

- (1) Measurement Value = Reading Level + Correct Factor.
- (2) Margin Level = Measurement Value - Limit Value.

Test Mode	UNII-3_TX N(HT20) Mode 5785 MHz	Polarization	Horizontal
-----------	---------------------------------	--------------	------------

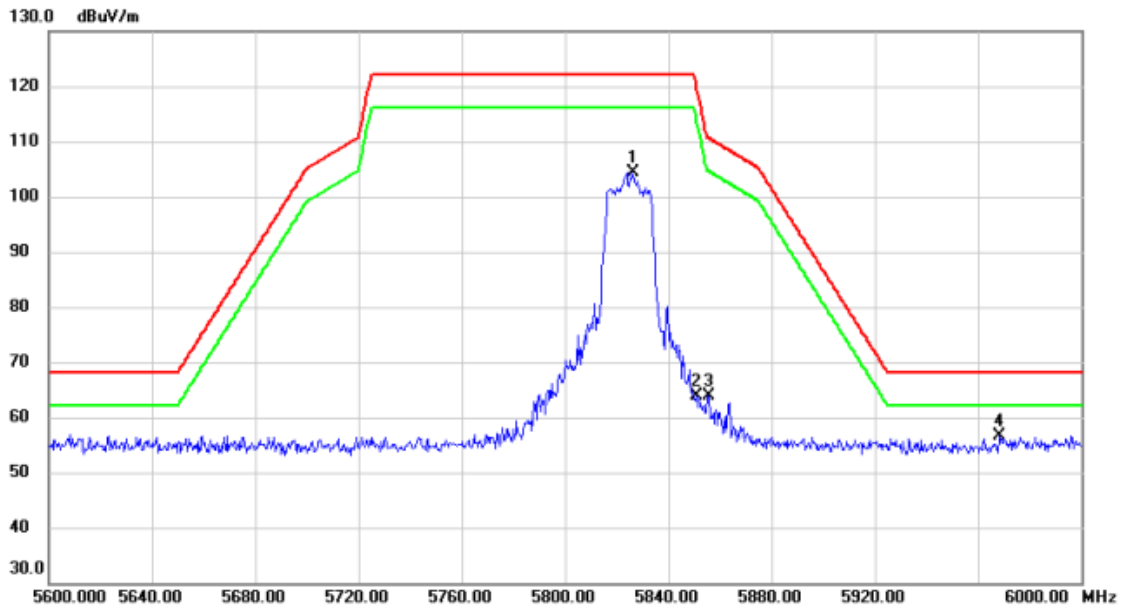


No.	Mk.	Freq.	Reading Level	Correct Factor	Measurement	Limit	Margin	Detector	Comment
		MHz	dBuV	dB	dBuV/m	dBuV/m	dB		
1	*	11570.00	50.45	-7.98	42.47	74.00	-31.53	peak	

REMARKS:

- (1) Measurement Value = Reading Level + Correct Factor.
- (2) Margin Level = Measurement Value - Limit Value.

Test Mode	UNII-3_TX N(HT20) Mode 5825 MHz	Polarization	Vertical
-----------	---------------------------------	--------------	----------

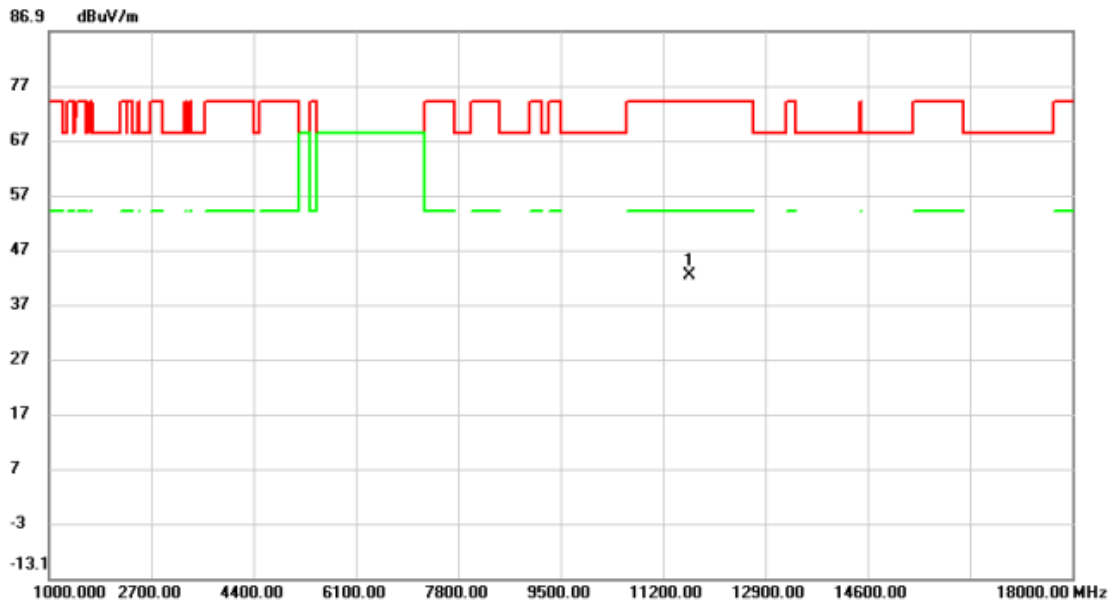


No. Mk.	Freq. MHz	Reading Level dBuV	Correct Factor dB	Measurement dBuV/m	Limit dBuV/m	Margin dB	Detector	Comment
1	5826.200	62.79	41.68	104.47	122.20	-17.73	peak	
2	5851.200	22.03	41.74	63.77	119.46	-55.69	peak	
3	5855.600	22.14	41.76	63.90	110.63	-46.73	peak	
4 *	5968.400	14.52	42.03	56.55	68.20	-11.65	peak	

REMARKS:

- (1) Measurement Value = Reading Level + Correct Factor.
- (2) Margin Level = Measurement Value - Limit Value.

Test Mode	UNII-3_TX N(HT20) Mode 5825 MHz	Polarization	Vertical
-----------	---------------------------------	--------------	----------

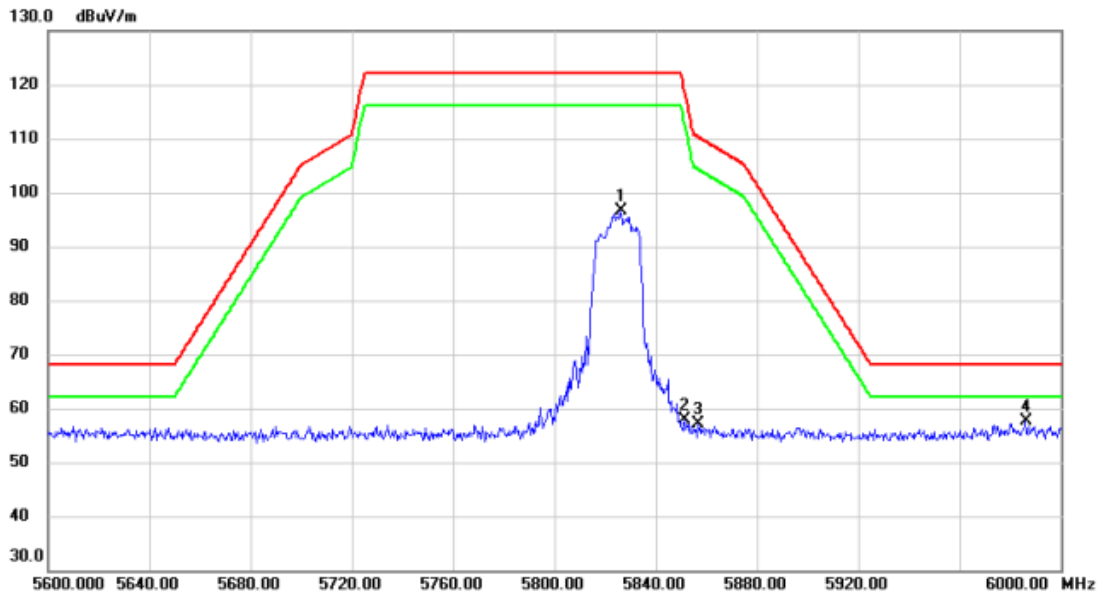


No.	Mk.	Freq.	Reading Level	Correct Factor	Measurement	Limit	Margin	Detector	Comment
		MHz	dBuV	dB	dBuV/m	dBuV/m	dB		
1	*	11650.00	50.43	-8.07	42.36	74.00	-31.64	peak	

REMARKS:

- (1) Measurement Value = Reading Level + Correct Factor.
- (2) Margin Level = Measurement Value - Limit Value.

Test Mode	UNII-3_TX N(HT20) Mode 5825 MHz	Polarization	Horizontal
-----------	---------------------------------	--------------	------------

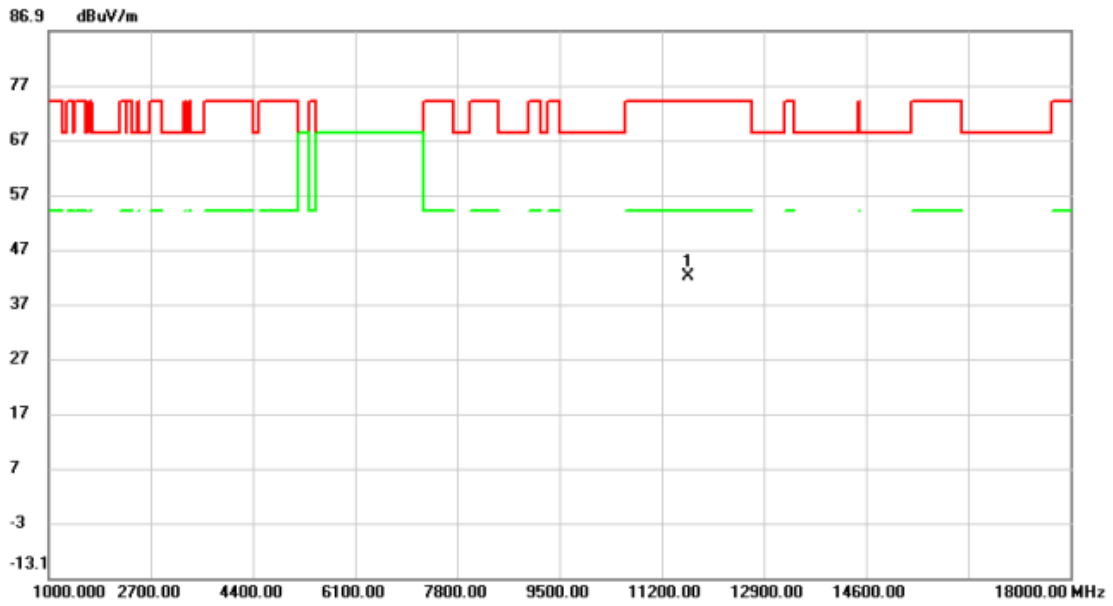


No.	Mk.	Freq. MHz	Reading Level dBuV	Correct Factor dB	Measure- ment dBuV/m	Limit dBuV/m	Margin dB	Detector	Comment
1		5826.200	54.93	41.68	96.61	122.20	-25.59	peak	
2		5851.600	16.11	41.74	57.85	118.55	-60.70	peak	
3		5856.800	15.26	41.76	57.02	110.30	-53.28	peak	
4	*	5986.200	15.49	42.07	57.56	68.20	-10.64	peak	

REMARKS:

- (1) Measurement Value = Reading Level + Correct Factor.
- (2) Margin Level = Measurement Value - Limit Value.

Test Mode	UNII-3_TX N(HT20) Mode 5825 MHz	Polarization	Horizontal
-----------	---------------------------------	--------------	------------

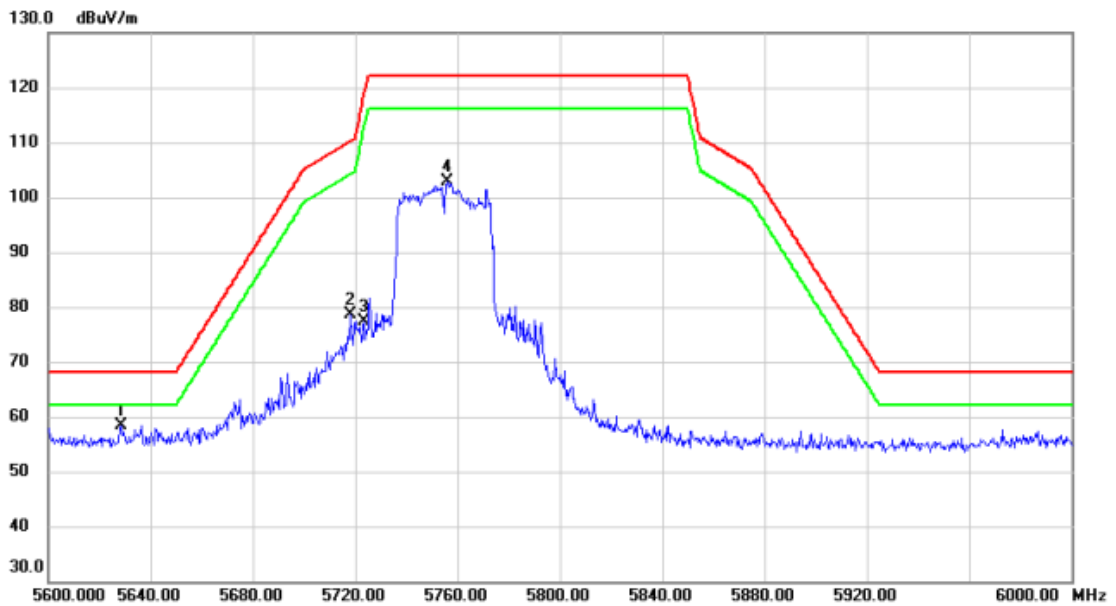


No.	Mk.	Freq.	Reading Level	Correct Factor	Measurement	Limit	Margin	Detector	Comment
		MHz	dBuV	dB	dBuV/m	dBuV/m	dB		
1	*	11650.00	49.98	-8.07	41.91	74.00	-32.09	peak	

REMARKS:

- (1) Measurement Value = Reading Level + Correct Factor.
- (2) Margin Level = Measurement Value - Limit Value.

Test Mode	UNII-3_TX N(HT40) Mode 5755 MHz	Polarization	Vertical
-----------	---------------------------------	--------------	----------

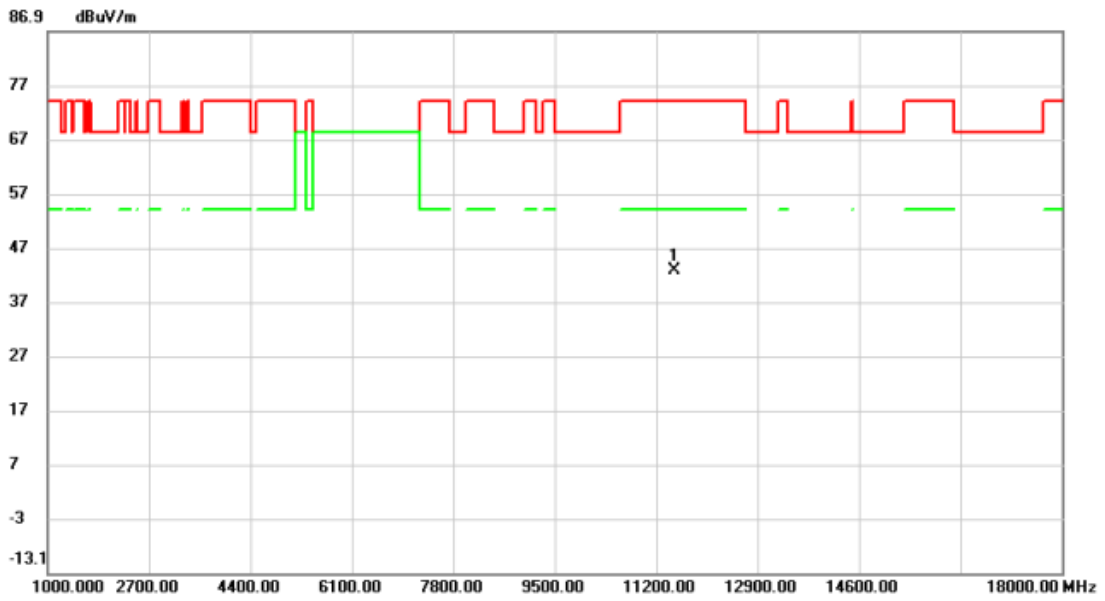


No.	Mk.	Freq. MHz	Reading Level dBuV	Correct Factor dB	Measure- ment dBuV/m	Limit dBuV/m	Margin dB	Detector	Comment
1	*	5628.400	17.11	41.19	58.30	68.20	-9.90	peak	
2		5718.400	37.17	41.41	78.58	110.35	-31.77	peak	
3		5723.600	36.04	41.43	77.47	119.01	-41.54	peak	
4		5756.200	61.30	41.51	102.81	122.20	-19.39	peak	

REMARKS:

- (1) Measurement Value = Reading Level + Correct Factor.
- (2) Margin Level = Measurement Value - Limit Value.

Test Mode	UNII-3_TX N(HT40) Mode 5755 MHz	Polarization	Vertical
-----------	---------------------------------	--------------	----------

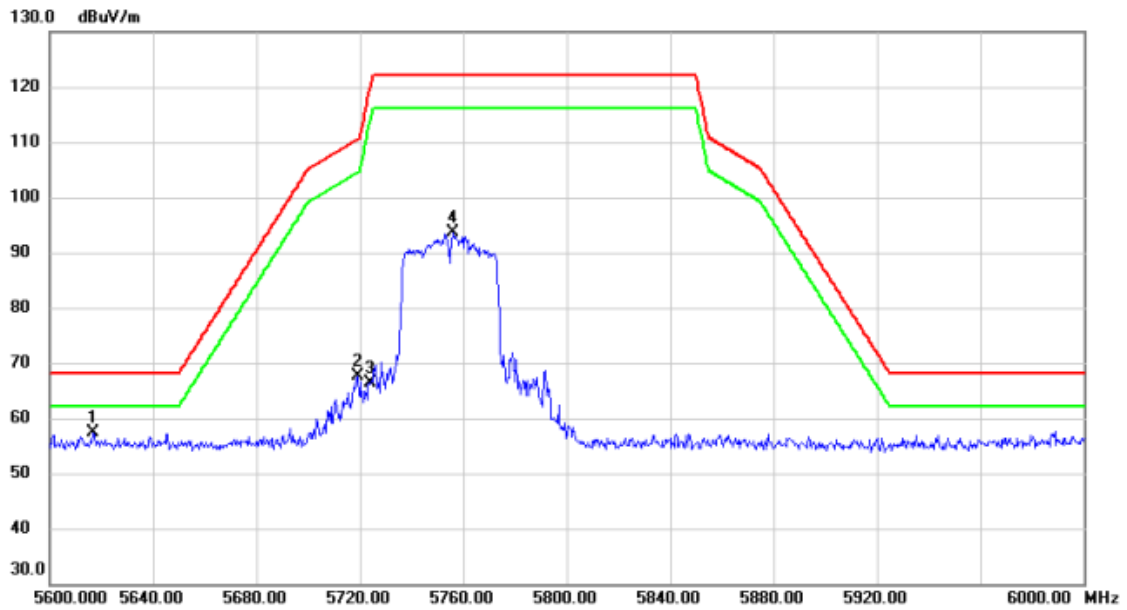


No.	Mk.	Freq. MHz	Reading Level dBuV	Correct Factor dB	Measure- ment dBuV/m	Limit dBuV/m	Margin dB	Detector	Comment
1	*	11510.00	50.82	-7.99	42.83	74.00	-31.17	peak	

REMARKS:

- (1) Measurement Value = Reading Level + Correct Factor.
- (2) Margin Level = Measurement Value - Limit Value.

Test Mode	UNII-3_TX N(HT40) Mode 5755 MHz	Polarization	Horizontal
-----------	---------------------------------	--------------	------------

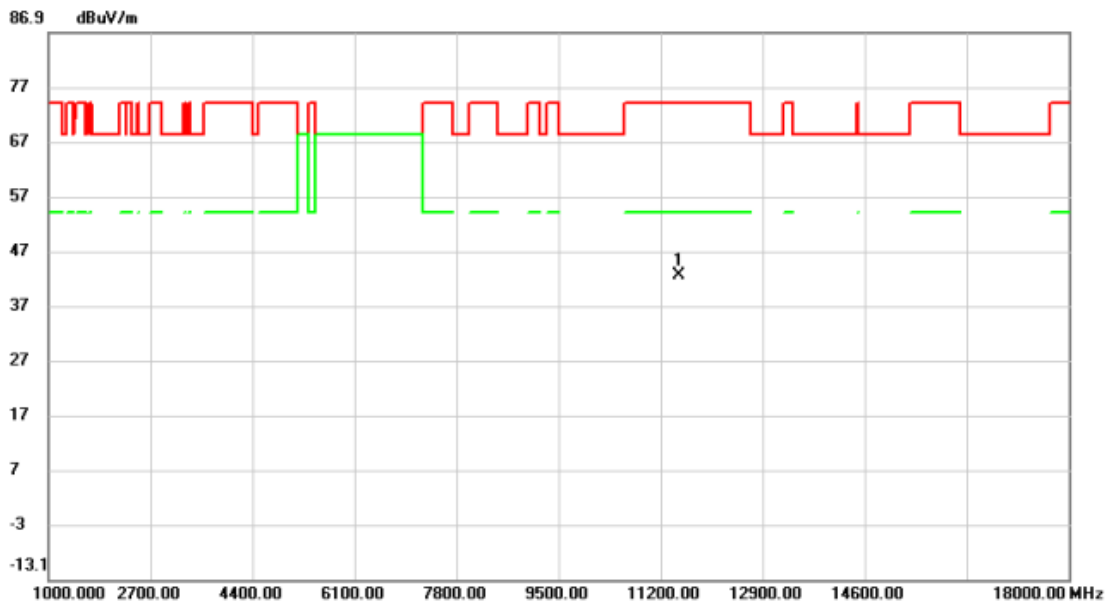


No. Mk.	Freq. MHz	Reading Level dBuV	Correct Factor dB	Measure- ment dBuV/m	Limit dBuV/m	Margin dB	Detector	Comment
1 *	5617.000	16.19	41.16	57.35	68.20	-10.85	peak	
2	5719.200	26.32	41.41	67.73	110.58	-42.85	peak	
3	5723.800	24.89	41.43	66.32	119.46	-53.14	peak	
4	5756.200	52.19	41.51	93.70	122.20	-28.50	peak	

REMARKS:

- (1) Measurement Value = Reading Level + Correct Factor.
- (2) Margin Level = Measurement Value - Limit Value.

Test Mode	UNII-3_TX N(HT40) Mode 5755 MHz	Polarization	Horizontal
-----------	---------------------------------	--------------	------------

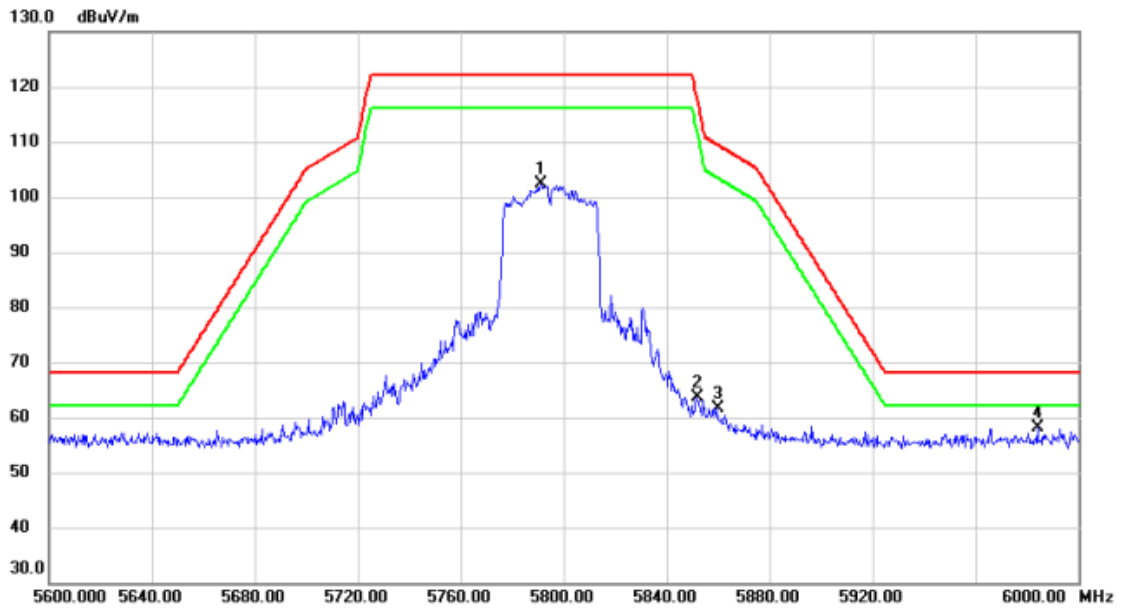


No.	Mk.	Freq.	Reading Level	Correct Factor	Measurement	Limit	Margin	Detector	Comment
		MHz	dBuV	dB	dBuV/m	dBuV/m	dB		
1	*	11510.00	50.41	-7.99	42.42	74.00	-31.58	peak	

REMARKS:

- (1) Measurement Value = Reading Level + Correct Factor.
- (2) Margin Level = Measurement Value - Limit Value.

Test Mode	UNII-3_TX N(HT40) Mode 5795 MHz	Polarization	Vertical
-----------	---------------------------------	--------------	----------

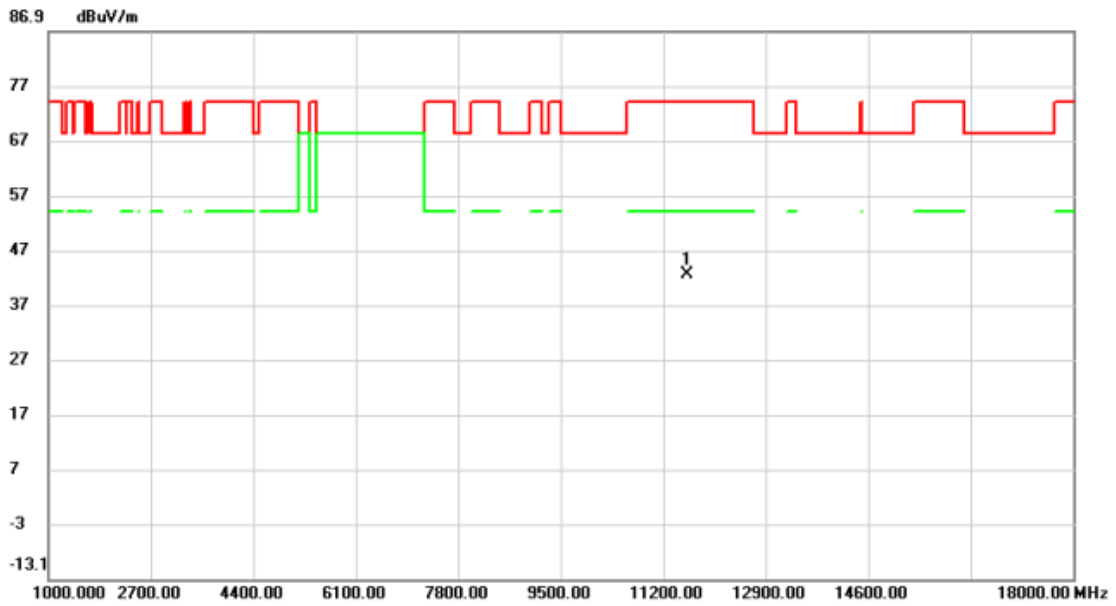


No. Mk.	Freq. MHz	Reading Level dBuV	Correct Factor dB	Measurement dBuV/m	Limit dBuV/m	Margin dB	Detector	Comment
1	5791.400	60.71	41.60	102.31	122.20	-19.89	peak	
2	5851.800	21.78	41.74	63.52	118.10	-54.58	peak	
3	5859.800	19.93	41.76	61.69	109.46	-47.77	peak	
4 *	5984.200	16.02	42.07	58.09	68.20	-10.11	peak	

REMARKS:

- (1) Measurement Value = Reading Level + Correct Factor.
- (2) Margin Level = Measurement Value - Limit Value.

Test Mode	UNII-3_TX N(HT40) Mode 5795 MHz	Polarization	Vertical
-----------	---------------------------------	--------------	----------

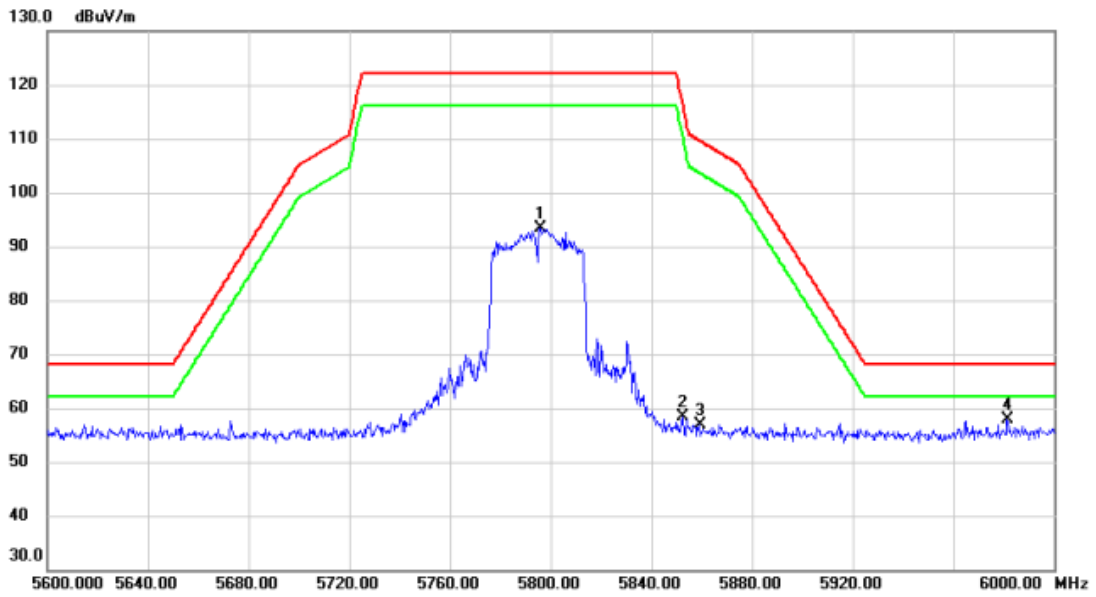


No.	Mk.	Freq. MHz	Reading Level dBuV	Correct Factor dB	Measure- ment dBuV/m	Limit dBuV/m	Margin dB	Detector	Comment
1	*	11590.00	50.48	-7.99	42.49	74.00	-31.51	peak	

REMARKS:

- (1) Measurement Value = Reading Level + Correct Factor.
- (2) Margin Level = Measurement Value - Limit Value.

Test Mode	UNII-3_TX N(HT40) Mode 5795 MHz	Polarization	Horizontal
-----------	---------------------------------	--------------	------------



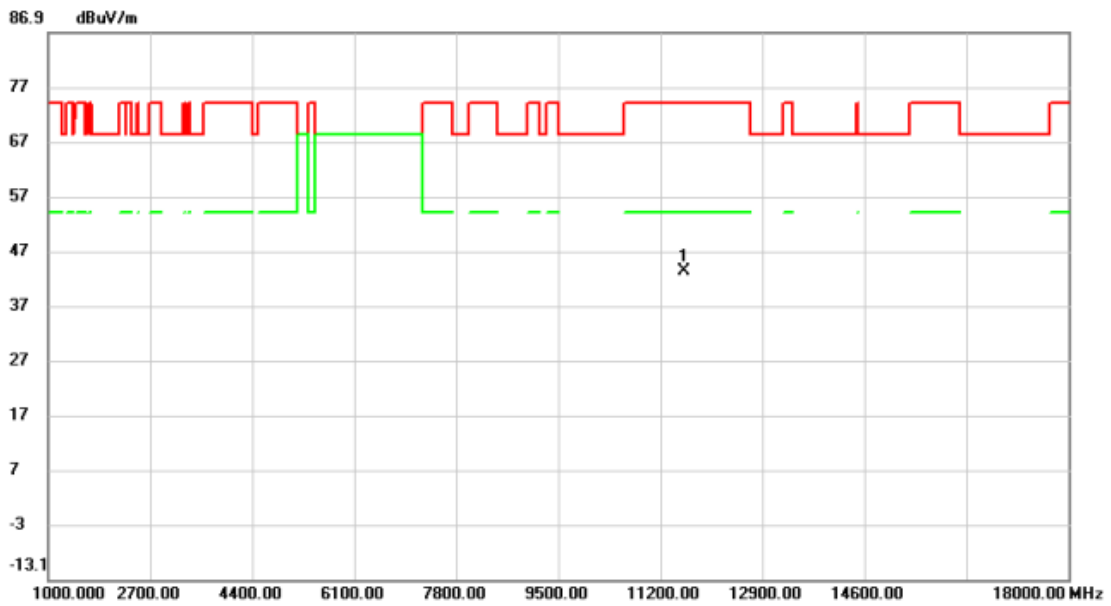
No.	Mk.	Freq. MHz	Reading Level dBuV	Correct Factor dB	Measure- ment dBuV/m	Limit dBuV/m	Margin dB	Detector	Comment
1		5795.800	51.86	41.60	93.46	122.20	-28.74	peak	
2		5852.400	16.64	41.74	58.38	116.73	-58.35	peak	
3		5859.400	15.22	41.76	56.98	109.57	-52.59	peak	
4	*	5981.400	15.71	42.07	57.78	68.20	-10.42	peak	

REMARKS:

(1) Measurement Value = Reading Level + Correct Factor.

(2) Margin Level = Measurement Value - Limit Value.

Test Mode	UNII-3_TX N(HT40) Mode 5795 MHz	Polarization	Horizontal
-----------	---------------------------------	--------------	------------

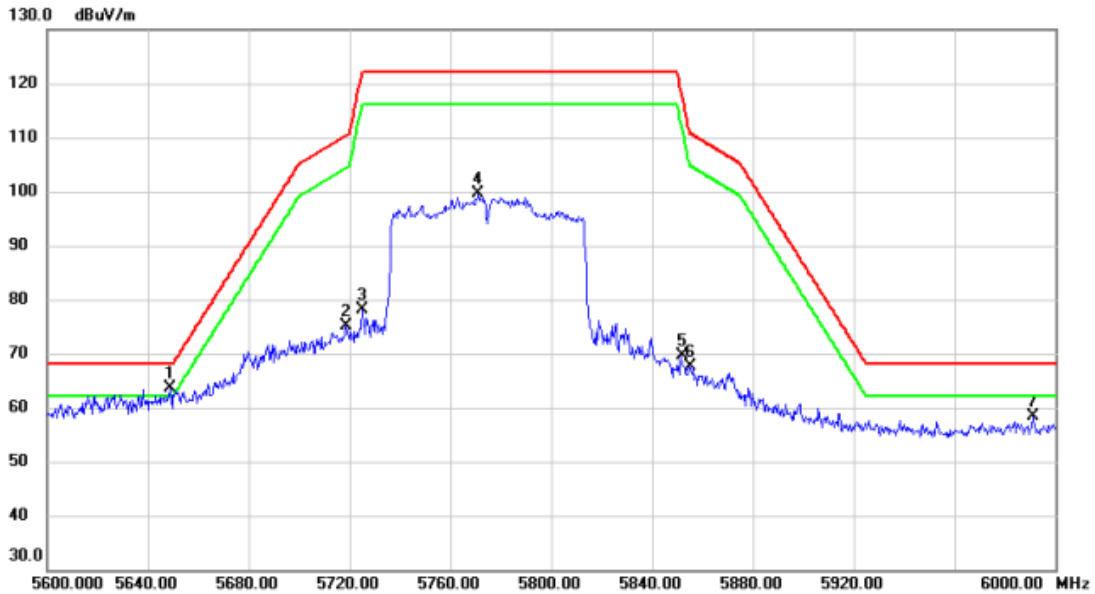


No.	Mk.	Freq.	Reading Level	Correct Factor	Measurement	Limit	Margin	Detector	Comment
		MHz	dBuV	dB	dBuV/m	dBuV/m	dB		
1	*	11590.00	51.16	-7.99	43.17	74.00	-30.83	peak	

REMARKS:

- (1) Measurement Value = Reading Level + Correct Factor.
- (2) Margin Level = Measurement Value - Limit Value.

Test Mode	UNII-3_TX AC(VHT80) Mode 5775 MHz	Polarization	Vertical
-----------	-----------------------------------	--------------	----------

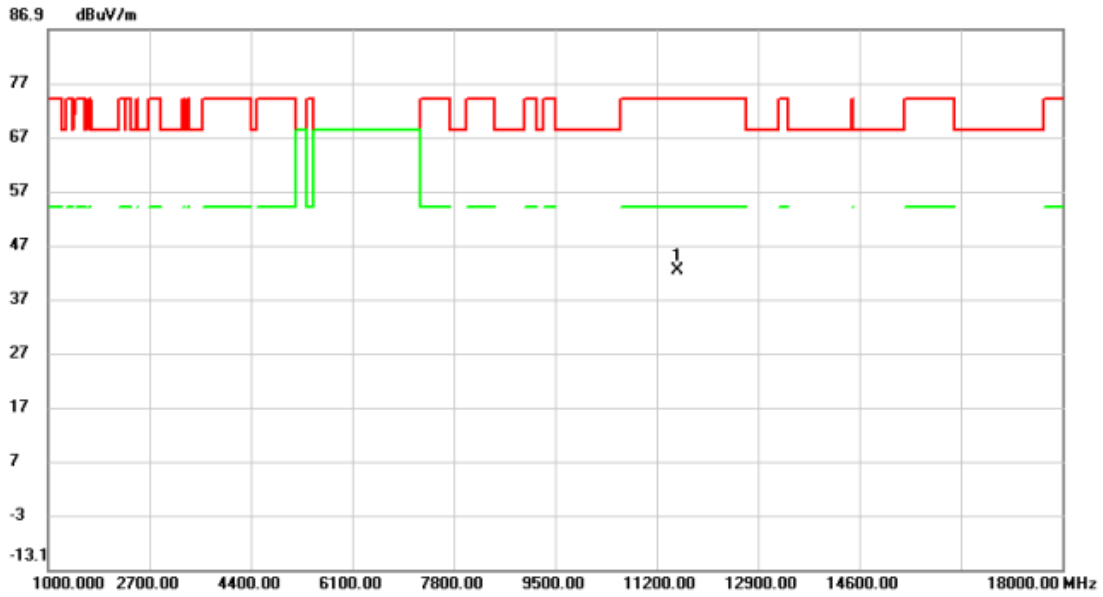


No. Mk.	Freq. MHz	Reading Level dBuV	Correct Factor dB	Measurement dBuV/m	Limit dBuV/m	Margin dB	Detector	Comment
1 *	5648.800	22.49	41.24	63.73	68.20	-4.47	peak	
2	5718.800	33.63	41.41	75.04	110.46	-35.42	peak	
3	5725.000	36.68	41.43	78.11	122.20	-44.09	peak	
4	5771.200	58.01	41.55	99.56	122.20	-22.64	peak	
5	5851.800	27.82	41.74	69.56	118.10	-48.54	peak	
6	5855.000	25.91	41.76	67.67	110.80	-43.13	peak	
7	5991.400	16.25	42.09	58.34	68.20	-9.86	peak	

REMARKS:

- (1) Measurement Value = Reading Level + Correct Factor.
- (2) Margin Level = Measurement Value - Limit Value.

Test Mode	UNII-3_TX AC(VHT80) Mode 5775 MHz	Polarization	Vertical
-----------	-----------------------------------	--------------	----------

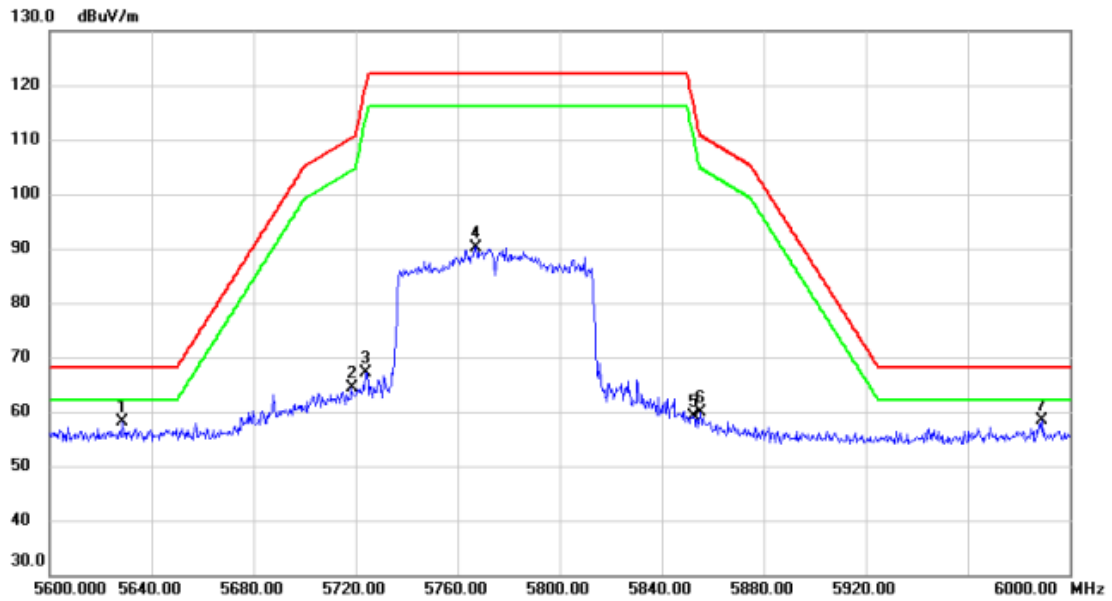


No. Mk.	Freq. MHz	Reading Level dBuV	Correct Factor dB	Measurement dBuV/m	Limit dBuV/m	Margin dB	Detector	Comment
1 *	11550.00	50.36	-7.99	42.37	74.00	-31.63	peak	

REMARKS:

- (1) Measurement Value = Reading Level + Correct Factor.
- (2) Margin Level = Measurement Value - Limit Value.

Test Mode	UNII-3_TX AC(VHT80) Mode 5775 MHz	Polarization	Horizontal
-----------	-----------------------------------	--------------	------------

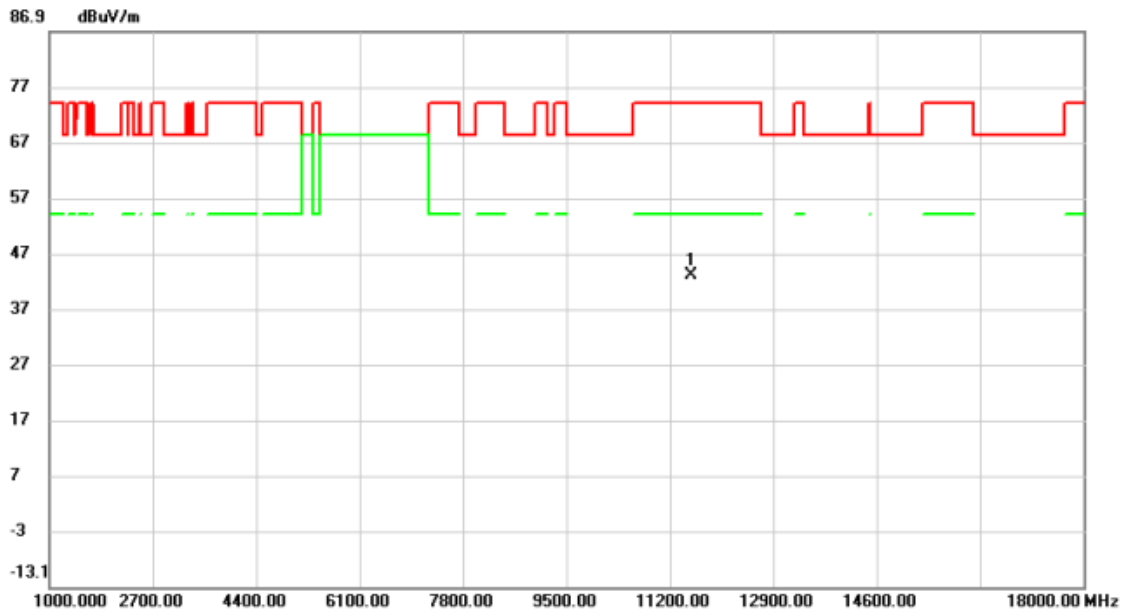


No. Mk.	Freq. MHz	Reading Level dBuV	Correct Factor dB	Measure- ment dBuV/m	Limit dBuV/m	Margin dB	Detector	Comment
1	5628.600	17.00	41.19	58.19	68.20	-10.01	peak	
2	5718.600	22.92	41.41	64.33	110.41	-46.08	peak	
3	5724.200	25.81	41.43	67.24	120.38	-53.14	peak	
4	5767.200	48.72	41.53	90.25	122.20	-31.95	peak	
5	5852.400	17.49	41.74	59.23	116.73	-57.50	peak	
6	5855.200	18.20	41.76	59.96	110.74	-50.78	peak	
7 *	5989.200	16.36	42.09	58.45	68.20	-9.75	peak	

REMARKS:

- (1) Measurement Value = Reading Level + Correct Factor.
- (2) Margin Level = Measurement Value - Limit Value.

Test Mode	UNII-3_TX AC(VHT80) Mode 5775 MHz	Polarization	Horizontal
-----------	-----------------------------------	--------------	------------



No.	Mk.	Freq.	Reading Level	Correct Factor	Measurement	Limit	Margin	Detector	Comment
		MHz	dBuV	dB	dBuV/m	dBuV/m	dB		
1	*	11550.00	51.13	-7.99	43.14	74.00	-30.86	peak	

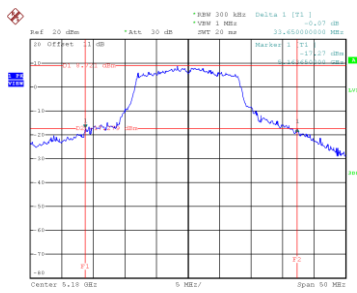
REMARKS:

- (1) Measurement Value = Reading Level + Correct Factor.
- (2) Margin Level = Measurement Value - Limit Value.

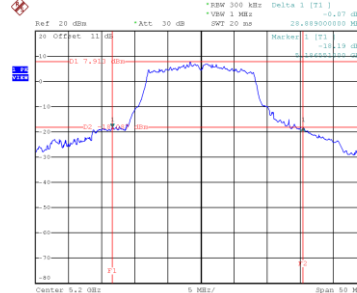
APPENDIX E - BANDWIDTH

Test Mode	UNII-1_TX A Mode
-----------	------------------

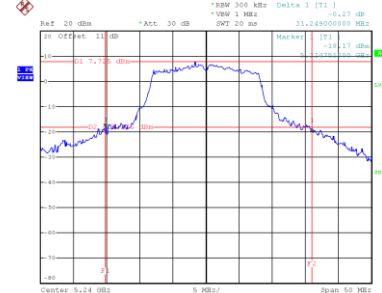
Channel	Frequency (MHz)	26 dB Bandwidth (MHz)	99 % Occupied Bandwidth (MHz)
36	5180	33.650	19.100
40	5200	28.889	18.300
48	5240	31.249	18.700

CH36


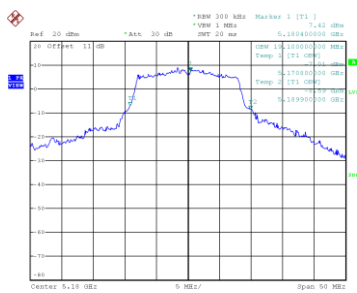
Date: 20-SEP-2022 13:48:18

CH40
 26 dB Bandwidth


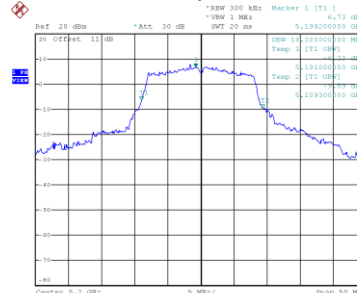
Date: 20-SEP-2022 13:51:29

CH48


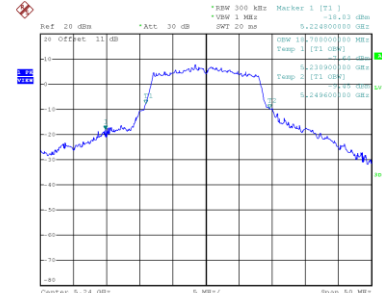
Date: 20-SEP-2022 13:53:51

99 % Occupied Bandwidth


Date: 20-SEP-2022 13:47:57



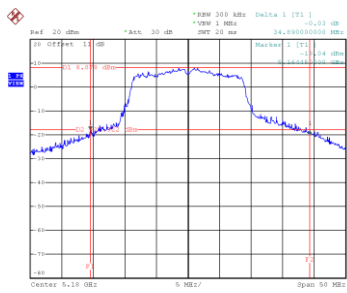
Date: 20-SEP-2022 13:51:02



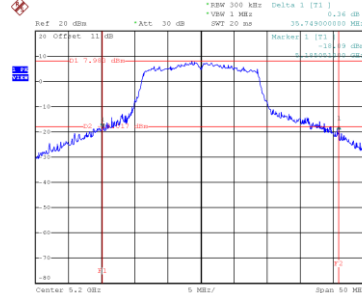
Date: 20-SEP-2022 13:53:27

Test Mode	UNII-1_TX N(HT20) Mode
-----------	------------------------

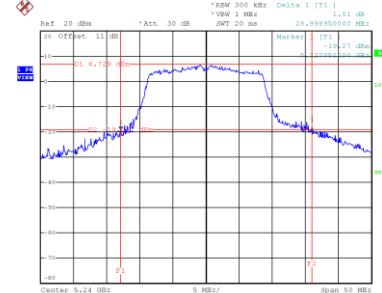
Channel	Frequency (MHz)	26 dB Bandwidth (MHz)	99 % Occupied Bandwidth (MHz)
36	5180	34.890	19.900
40	5200	35.749	19.800
48	5240	28.999	18.800

CH36


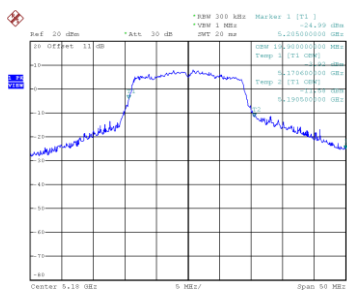
Date: 20-SEP-2022 14:11:31

CH40
 26 dB Bandwidth


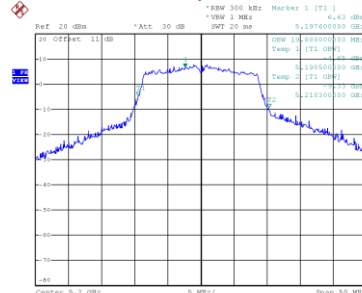
Date: 20-SEP-2022 14:12:17

CH48


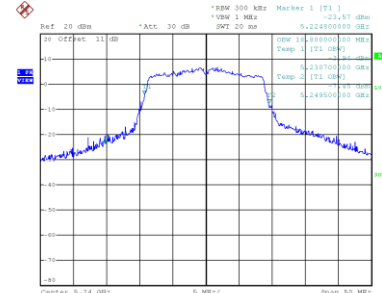
Date: 20-SEP-2022 14:14:26

99 % Occupied Bandwidth


Date: 20-SEP-2022 14:11:09



Date: 20-SEP-2022 14:12:36

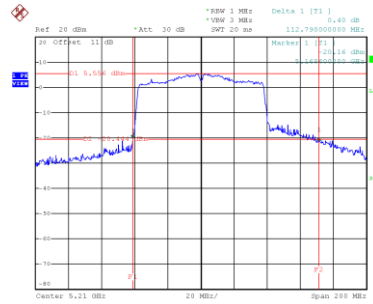


Date: 20-SEP-2022 14:13:02

Test Mode	UNII-1_TX AC(VHT80) Mode
-----------	--------------------------

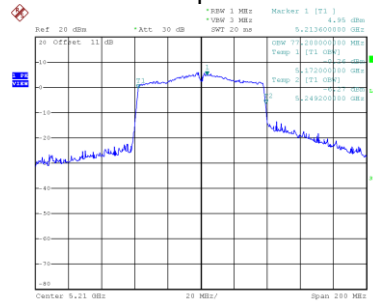
Channel	Frequency (MHz)	26 dB Bandwidth (MHz)	99 % Occupied Bandwidth (MHz)
42	5210	112.790	77.200

CH42
26 dB Bandwidth



Date: 20_SEP.2022 16:00:38

99 % Occupied Bandwidth

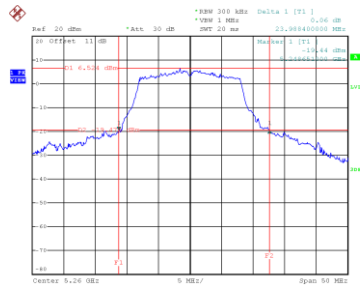


Date: 20_SEP.2022 15:58:57

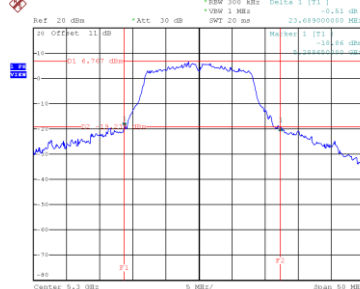
Test Mode	UNII-2A_TX A Mode
-----------	-------------------

Channel	Frequency (MHz)	26 dB Bandwidth (MHz)	99 % Occupied Bandwidth (MHz)
52	5260	23.988	17.700
60	5300	23.689	17.600
64	5320	26.390	17.600

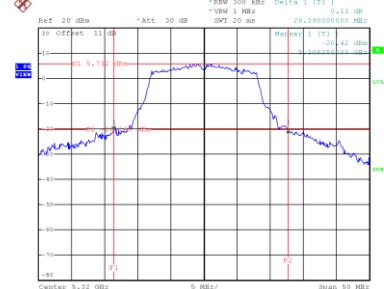
CH52



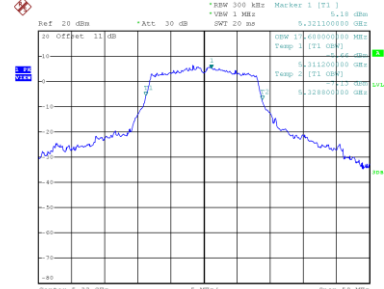
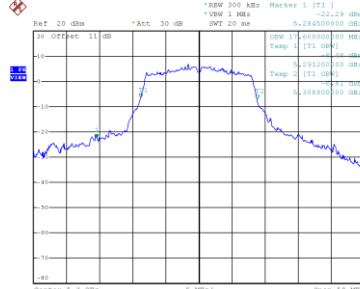
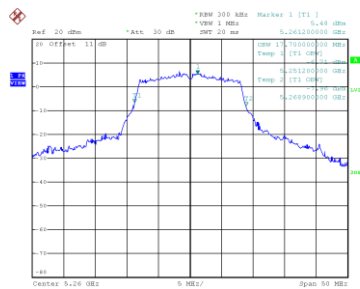
CH60
26 dB Bandwidth



CH64



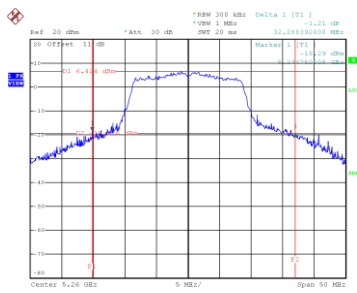
99 % Occupied Bandwidth



Test Mode	UNII-2A_TX N(HT20) Mode
-----------	-------------------------

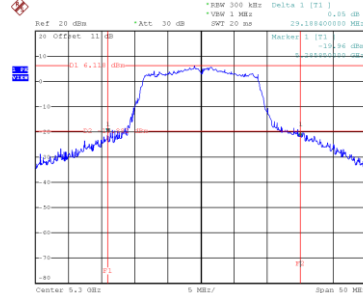
Channel	Frequency (MHz)	26 dB Bandwidth (MHz)	99 % Occupied Bandwidth (MHz)
52	5260	32.288	18.900
60	5300	29.188	18.500
64	5320	27.990	18.600

CH52



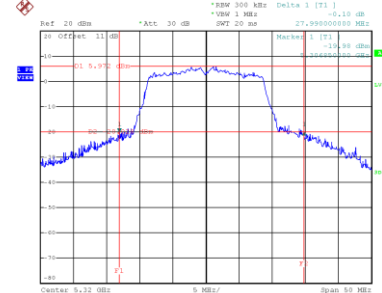
Date: 20_SEP_2022 14:15:12

CH60 26 dB Bandwidth



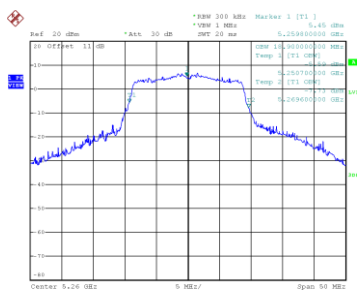
Date: 20_SEP_2022 14:17:08

CH64

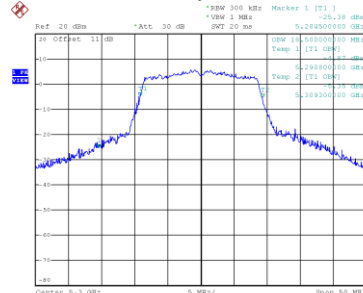


Date: 20_SEP_2022 14:18:21

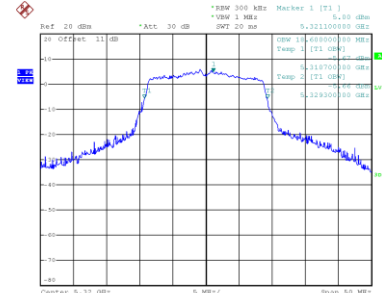
99 % Occupied Bandwidth



Date: 20_SEP_2022 14:15:10



Date: 20_SEP_2022 14:16:44

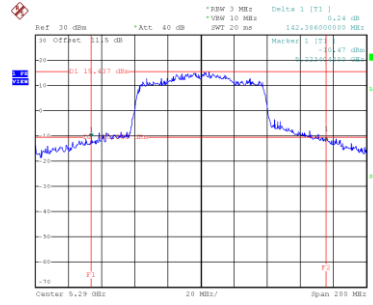


Date: 20_SEP_2022 14:17:04

Test Mode	UNII-2A_TX AC(VHT80) Mode
-----------	---------------------------

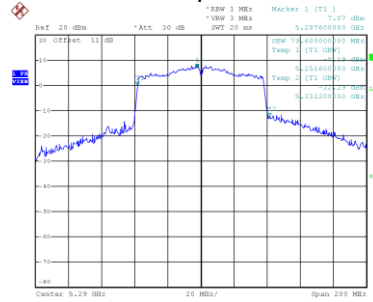
Channel	Frequency (MHz)	26 dB Bandwidth (MHz)	99 % Occupied Bandwidth (MHz)
58	5290	142.386	79.600

CH58
26 dB Bandwidth



Date: 24.NOV.2022 10:24:33

99 % Occupied Bandwidth

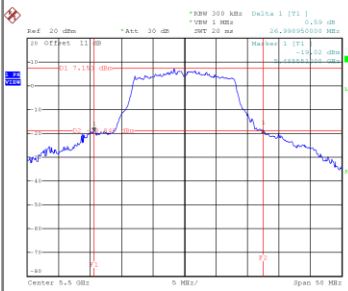


Date: 20.SEP.2022 16:01:52

Test Mode	UNII-2C_TX A Mode
-----------	-------------------

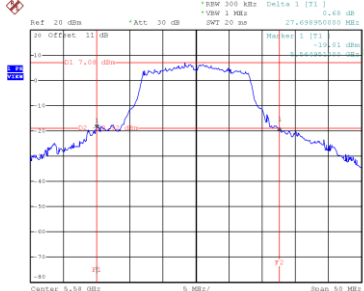
Channel	Frequency (MHz)	26 dB Bandwidth (MHz)	99 % Occupied Bandwidth (MHz)
100	5500	26.999	17.800
116	5580	27.699	17.800
140	5700	22.300	17.500

CH100



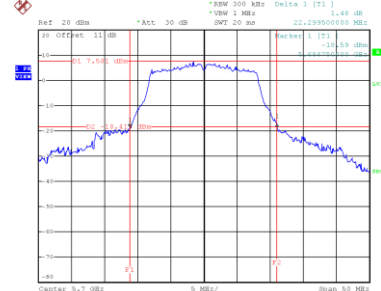
Date: 20.SEP.2022 13:59:32

CH116
26 dB Bandwidth



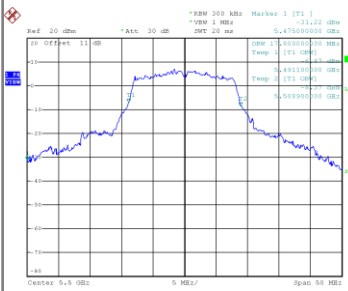
Date: 20.SEP.2022 14:01:07

CH140

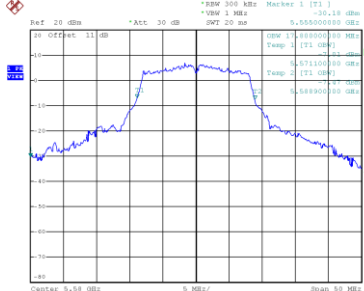


Date: 20.SEP.2022 14:02:31

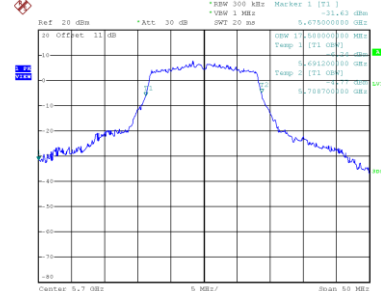
99 % Occupied Bandwidth



Date: 20.SEP.2022 13:59:06



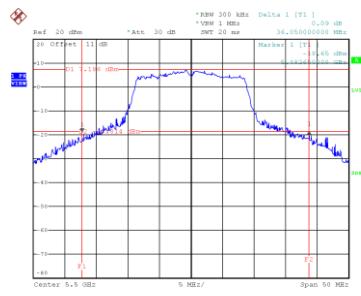
Date: 20.SEP.2022 14:00:37



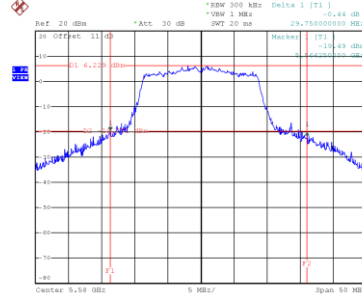
Date: 20.SEP.2022 14:02:02

Test Mode	UNII-2C_TX N(HT20) Mode
-----------	-------------------------

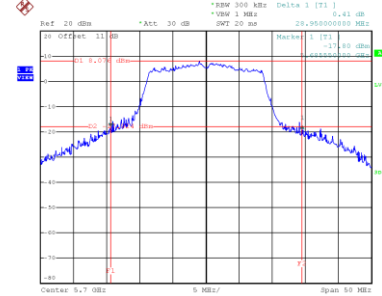
Channel	Frequency (MHz)	26 dB Bandwidth (MHz)	99 % Occupied Bandwidth (MHz)
100	5500	36.050	18.900
116	5580	29.750	18.600
140	5700	28.950	18.600

CH100


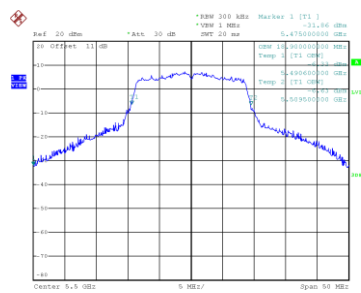
Date: 20-SEP-2022 14:19:46

CH116
 26 dB Bandwidth


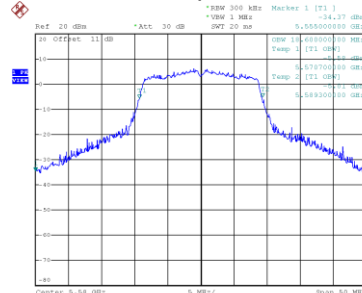
Date: 20-SEP-2022 14:21:22

CH140


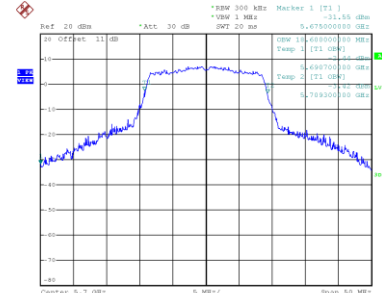
Date: 20-SEP-2022 14:22:13

99 % Occupied Bandwidth


Date: 20-SEP-2022 14:19:28



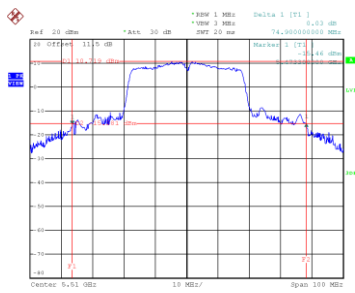
Date: 20-SEP-2022 14:20:59



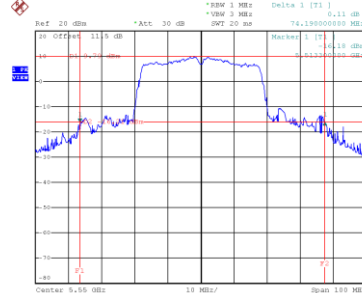
Date: 20-SEP-2022 14:22:09

Test Mode	UNII-2C_TX N(HT40) Mode
-----------	-------------------------

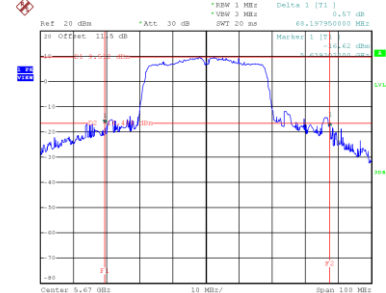
Channel	Frequency (MHz)	26 dB Bandwidth (MHz)	99 % Occupied Bandwidth (MHz)
102	5510	74.900	38.200
110	5550	74.190	38.200
134	5670	68.198	37.600

CH102


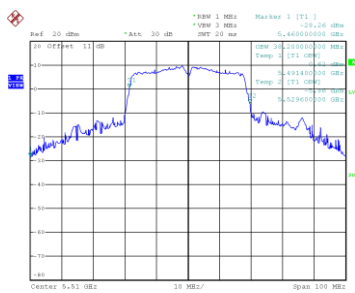
Date: 24.NOV.2022 10:12:08

CH110
 26 dB Bandwidth


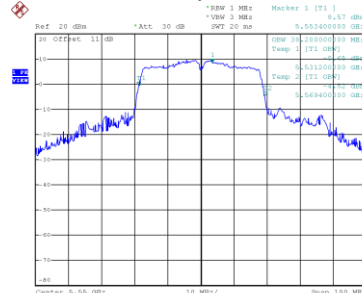
Date: 24.NOV.2022 10:16:19

CH134


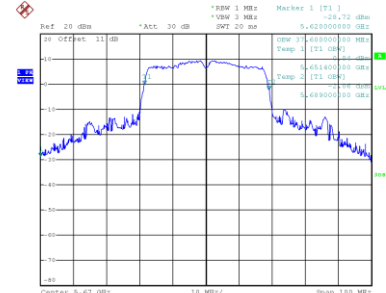
Date: 24.NOV.2022 10:20:14

99 % Occupied Bandwidth


Date: 20.SEP.2022 15:48:48



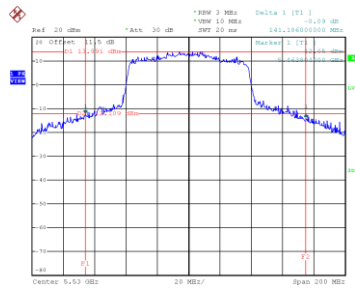
Date: 20.SEP.2022 15:50:15



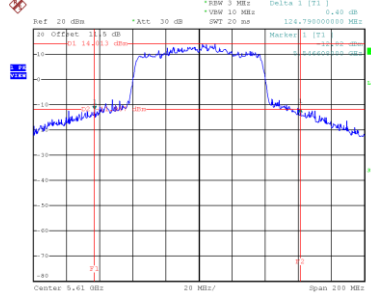
Date: 20.SEP.2022 15:51:41

Test Mode	UNII-2C_TX AC(VHT80) Mode
-----------	---------------------------

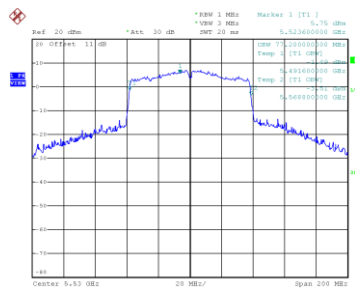
Channel	Frequency (MHz)	26 dB Bandwidth (MHz)	99 % Occupied Bandwidth (MHz)
106	5530	141.186	77.200
122	5610	124.790	77.200

CH106


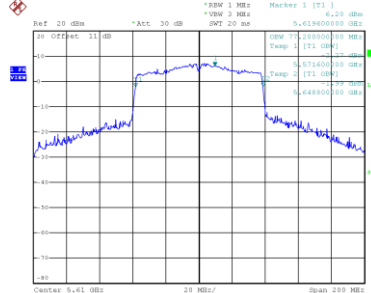
Date: 24.NOV.2022 10:28:51

CH122
26 dB Bandwidth


Date: 24.NOV.2022 10:32:46

99 % Occupied Bandwidth


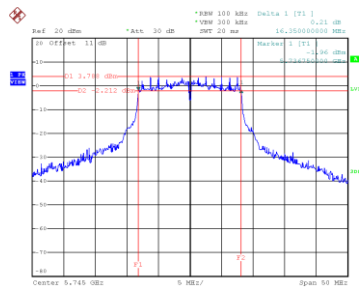
Date: 20.SEP.2022 16:04:50



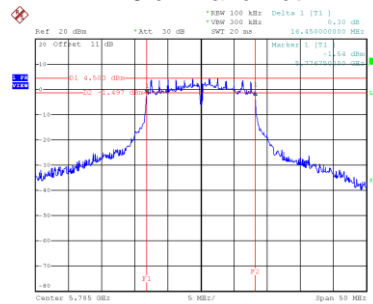
Date: 20.SEP.2022 16:07:01

Test Mode	UNII-3_TX A Mode
-----------	------------------

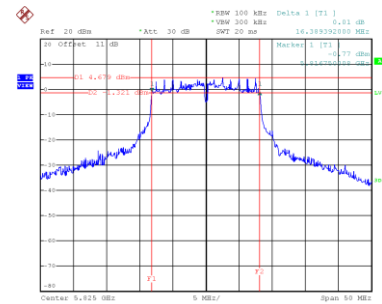
Channel	Frequency (MHz)	6 dB Bandwidth (MHz)	99 % Occupied Bandwidth (MHz)	6 dB Bandwidth Min. Limit (MHz)	Result
149	5745	16.350	17.500	0.5	Complies
157	5785	16.450	17.500	0.5	Complies
165	5825	16.389	17.600	0.5	Complies

CH149


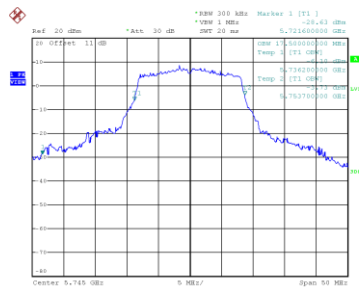
Date: 20_SEP_2022 14:04:06

**CH157
6 dB Bandwidth**


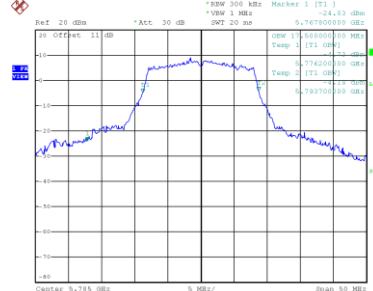
Date: 20_SEP_2022 14:05:10

CH165


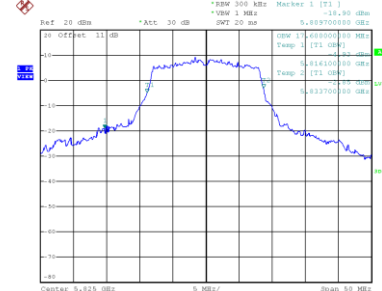
Date: 20_SEP_2022 14:07:03

99 % Occupied Bandwidth


Date: 20_SEP_2022 14:03:33



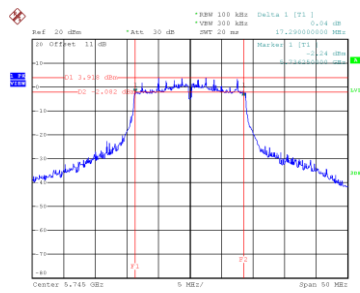
Date: 20_SEP_2022 14:04:57



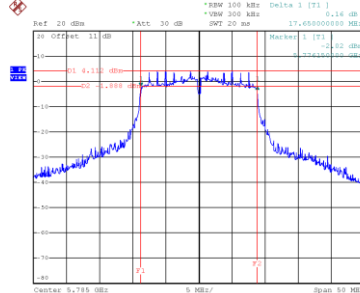
Date: 20_SEP_2022 14:06:29

Test Mode	UNII-3_TX N(HT20) Mode
------------------	-------------------------------

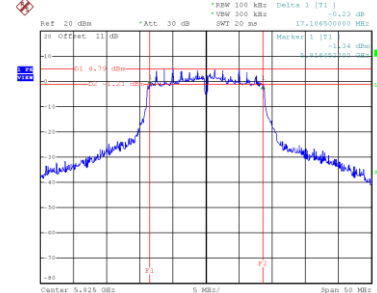
Channel	Frequency (MHz)	6 dB Bandwidth (MHz)	99 % Occupied Bandwidth (MHz)	6 dB Bandwidth Min. Limit (MHz)	Result
149	5745	17.290	18.400	0.5	Complies
157	5785	17.650	18.500	0.5	Complies
165	5825	17.107	18.400	0.5	Complies

CH149


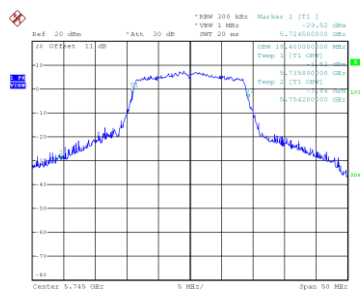
Date: 20_SEP.2022 14:24:08

CH157
6 dB Bandwidth


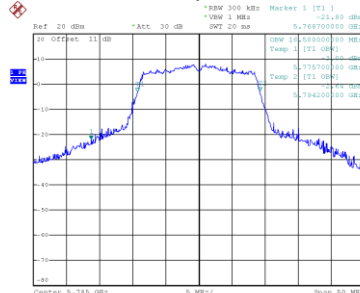
Date: 20_SEP.2022 14:25:142

CH165


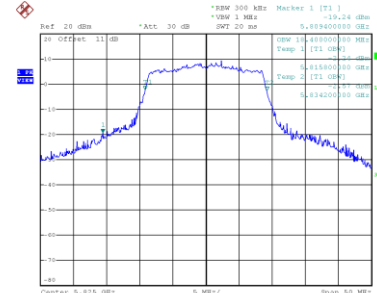
Date: 20_SEP.2022 14:27:05

99 % Occupied Bandwidth


Date: 20_SEP.2022 14:23:34



Date: 20_SEP.2022 14:25:110

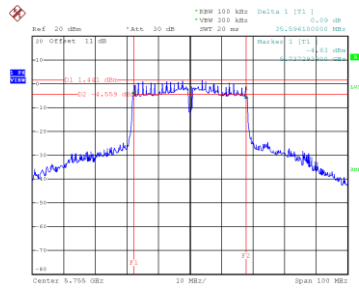


Date: 20_SEP.2022 14:26:32

Test Mode UNII-3_TX N(HT40) Mode

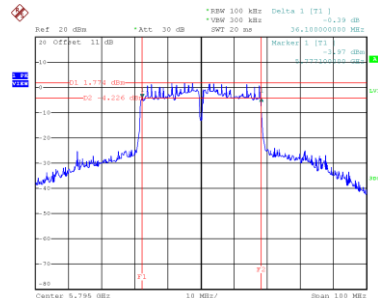
Channel	Frequency (MHz)	6 dB Bandwidth (MHz)	99 % Occupied Bandwidth (MHz)	6 dB Bandwidth Min. Limit (MHz)	Result
151	5755	35.596	37.800	0.5	Complies
159	5795	36.100	38.200	0.5	Complies

CH151



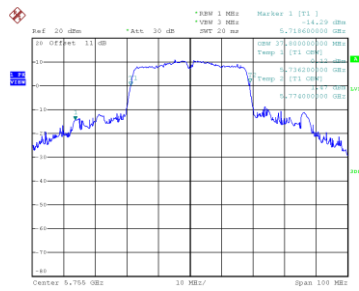
Date: 20.SEP.2022 15:14:24

**CH159
6 dB Bandwidth**

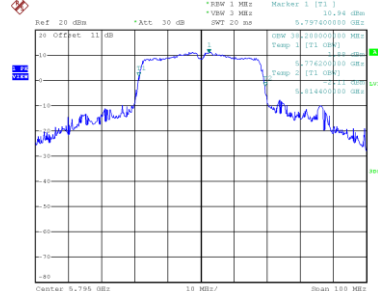


Date: 20.SEP.2022 15:16:04

99 % Occupied Bandwidth



Date: 20.SEP.2022 15:15:19

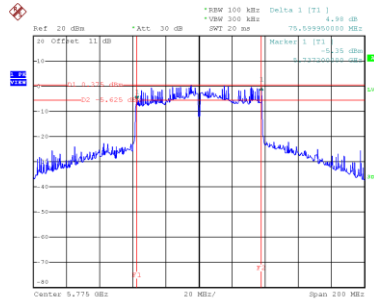


Date: 20.SEP.2022 15:15:19

Test Mode	UNII-3_TX AC(VHT80) Mode
-----------	--------------------------

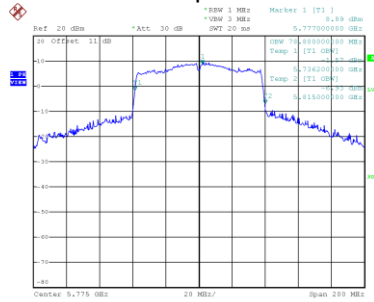
Channel	Frequency (MHz)	6 dB Bandwidth (MHz)	99 % Occupied Bandwidth (MHz)	6 dB Bandwidth Min. Limit (MHz)	Result
155	5775	75.600	78.800	0.5	Complies

CH155
6 dB Bandwidth



Date: 20.SEP.2022 16:10:49

99 % Occupied Bandwidth



Date: 20.SEP.2022 16:10:09

APPENDIX F - MAXIMUM OUTPUT POWER

Test Mode	UNII-1_TX A Mode_Ant. 1
-----------	-------------------------

Channel	Frequency (MHz)	Output Power (dBm)	Duty Factor	Output Power + Duty Factor (dBm)	Max. Limit (dBm)	Max. Limit (W)	Result
36	5180	12.44	0.30	12.74	23.98	0.2500	Complies
40	5200	16.83	0.30	17.13	23.98	0.2500	Complies
48	5240	17.43	0.30	17.73	23.98	0.2500	Complies

Test Mode	UNII-1_TX N(HT20) Mode_Ant. 1
-----------	-------------------------------

Channel	Frequency (MHz)	Output Power (dBm)	Duty Factor	Output Power + Duty Factor (dBm)	Max. Limit (dBm)	Max. Limit (W)	Result
36	5180	12.82	0.32	13.14	23.98	0.2500	Complies
40	5200	17.41	0.32	17.73	23.98	0.2500	Complies
48	5240	17.27	0.32	17.59	23.98	0.2500	Complies

Test Mode	UNII-1_TX N(HT40) Mode_Ant. 1
-----------	-------------------------------

Channel	Frequency (MHz)	Output Power (dBm)	Duty Factor	Output Power + Duty Factor (dBm)	Max. Limit (dBm)	Max. Limit (W)	Result
38	5190	11.93	0.62	12.55	23.98	0.2500	Complies
46	5230	17.13	0.62	17.75	23.98	0.2500	Complies

Test Mode	UNII-1_TX AC(VHT20) Mode_Ant. 1
-----------	---------------------------------

Channel	Frequency (MHz)	Output Power (dBm)	Duty Factor	Output Power + Duty Factor (dBm)	Max. Limit (dBm)	Max. Limit (W)	Result
36	5180	12.80	0.33	13.13	23.98	0.2500	Complies
40	5200	17.40	0.33	17.73	23.98	0.2500	Complies
48	5240	17.20	0.33	17.53	23.98	0.2500	Complies

Test Mode	UNII-1_TX AC(VHT40) Mode_Ant. 1
-----------	---------------------------------

Channel	Frequency (MHz)	Output Power (dBm)	Duty Factor	Output Power + Duty Factor (dBm)	Max. Limit (dBm)	Max. Limit (W)	Result
38	5190	11.92	0.62	12.54	23.98	0.2500	Complies
46	5230	17.04	0.62	17.66	23.98	0.2500	Complies

Test Mode	UNII-1_TX AC(VHT80) Mode_Ant. 1
-----------	---------------------------------

Channel	Frequency (MHz)	Output Power (dBm)	Duty Factor	Output Power + Duty Factor (dBm)	Max. Limit (dBm)	Max. Limit (W)	Result
42	5210	11.21	1.18	12.39	23.98	0.2500	Complies

Test Mode	UNII-2A_TX A Mode_Ant. 1
-----------	--------------------------

Channel	Frequency (MHz)	Output Power (dBm)	Duty Factor	Output Power + Duty Factor (dBm)	Max. Limit (dBm)	Max. Limit (W)	Result
52	5260	16.84	0.30	17.14	23.98	0.2500	Complies
60	5300	17.11	0.30	17.41	23.98	0.2500	Complies
64	5320	12.69	0.30	12.99	23.98	0.2500	Complies

Test Mode	UNII-2A_TX N(HT20) Mode_Ant. 1
-----------	--------------------------------

Channel	Frequency (MHz)	Output Power (dBm)	Duty Factor	Output Power + Duty Factor (dBm)	Max. Limit (dBm)	Max. Limit (W)	Result
52	5260	17.34	0.32	17.66	23.98	0.2500	Complies
60	5300	16.86	0.32	17.18	23.98	0.2500	Complies
64	5320	12.44	0.32	12.76	23.98	0.2500	Complies

Test Mode	UNII-2A_TX N(HT40) Mode_Ant. 1
-----------	--------------------------------

Channel	Frequency (MHz)	Output Power (dBm)	Duty Factor	Output Power + Duty Factor (dBm)	Max. Limit (dBm)	Max. Limit (W)	Result
54	5270	16.88	0.62	17.50	23.98	0.2500	Complies
62	5310	9.75	0.62	10.37	23.98	0.2500	Complies

Test Mode	UNII-2A_TX AC(VHT20) Mode_Ant. 1
-----------	----------------------------------

Channel	Frequency (MHz)	Output Power (dBm)	Duty Factor	Output Power + Duty Factor (dBm)	Max. Limit (dBm)	Max. Limit (W)	Result
52	5260	17.31	0.33	17.64	23.98	0.2500	Complies
60	5300	16.81	0.33	17.14	23.98	0.2500	Complies
64	5320	12.33	0.33	12.66	23.98	0.2500	Complies

Test Mode	UNII-2A_TX AC(VHT40) Mode_Ant. 1
-----------	----------------------------------

Channel	Frequency (MHz)	Output Power (dBm)	Duty Factor	Output Power + Duty Factor (dBm)	Max. Limit (dBm)	Max. Limit (W)	Result
54	5270	16.86	0.62	17.48	23.98	0.2500	Complies
62	5310	9.74	0.62	10.36	23.98	0.2500	Complies

Test Mode	UNII-2A_TX AC(VHT80) Mode_Ant. 1
-----------	----------------------------------

Channel	Frequency (MHz)	Output Power (dBm)	Duty Factor	Output Power + Duty Factor (dBm)	Max. Limit (dBm)	Max. Limit (W)	Result
58	5290	10.83	1.18	12.01	23.98	0.2500	Complies

Test Mode	UNII-2C_TX A Mode_Ant. 1
-----------	--------------------------

Channel	Frequency (MHz)	Output Power (dBm)	Duty Factor	Output Power + Duty Factor (dBm)	Max. Limit (dBm)	Max. Limit (W)	Result
100	5500	16.95	0.30	17.25	23.98	0.2500	Complies
116	5580	17.05	0.30	17.35	23.98	0.2500	Complies
140	5700	16.86	0.30	17.16	23.98	0.2500	Complies

Test Mode	UNII-2C_TX N(HT20) Mode_Ant. 1
-----------	--------------------------------

Channel	Frequency (MHz)	Output Power (dBm)	Duty Factor	Output Power + Duty Factor (dBm)	Max. Limit (dBm)	Max. Limit (W)	Result
100	5500	14.00	0.32	14.32	23.98	0.2500	Complies
116	5580	16.84	0.32	17.16	23.98	0.2500	Complies
140	5700	17.40	0.32	17.72	23.98	0.2500	Complies

Test Mode	UNII-2C_TX N(HT40) Mode_Ant. 1
-----------	--------------------------------

Channel	Frequency (MHz)	Output Power (dBm)	Duty Factor	Output Power + Duty Factor (dBm)	Max. Limit (dBm)	Max. Limit (W)	Result
102	5510	17.08	0.62	17.70	23.98	0.2500	Complies
110	5550	17.05	0.62	17.67	23.98	0.2500	Complies
134	5670	16.84	0.62	17.17	23.98	0.2500	Complies

Test Mode	UNII-2C_TX AC(VHT20) Mode_Ant. 1
-----------	----------------------------------

Channel	Frequency (MHz)	Output Power (dBm)	Duty Factor	Output Power + Duty Factor (dBm)	Max. Limit (dBm)	Max. Limit (W)	Result
100	5500	13.88	0.33	14.21	23.98	0.2500	Complies
116	5580	16.82	0.33	17.15	23.98	0.2500	Complies
140	5700	17.28	0.33	17.61	23.98	0.2500	Complies

Test Mode	UNII-2C_TX AC(VHT40) Mode_Ant. 1
-----------	----------------------------------

Channel	Frequency (MHz)	Output Power (dBm)	Duty Factor	Output Power + Duty Factor (dBm)	Max. Limit (dBm)	Max. Limit (W)	Result
102	5510	16.88	0.62	17.50	23.98	0.2500	Complies
110	5550	17.02	0.62	17.64	23.98	0.2500	Complies
134	5670	16.82	0.62	17.44	23.98	0.2500	Complies