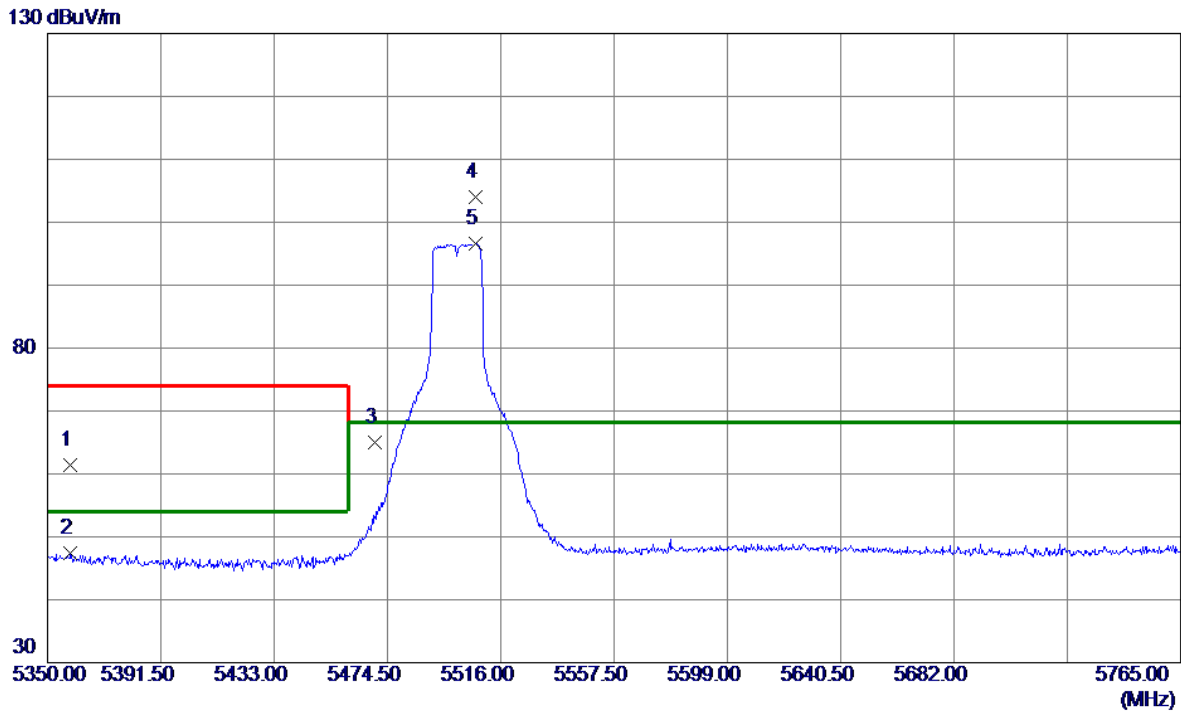


Test Mode	UNII-2C_TX N(HT20) Mode 5500 MHz	Polarization	Vertical
-----------	----------------------------------	--------------	----------

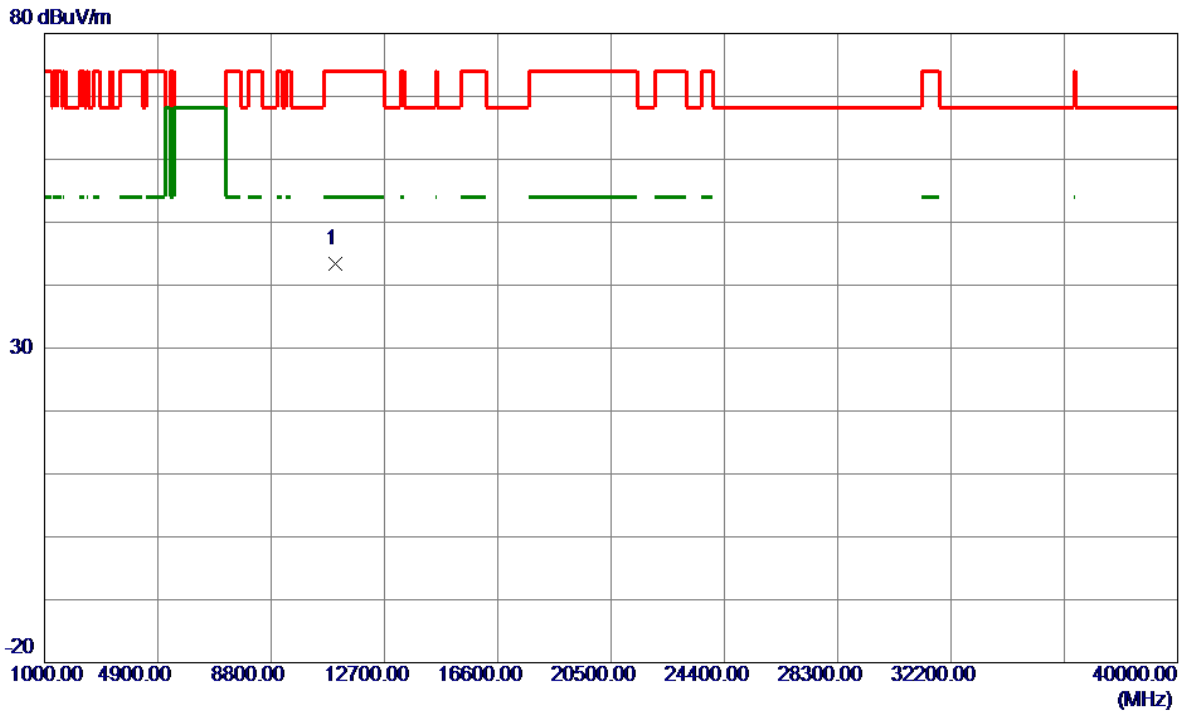


No.	Freq. MHz	Reading Level dBuV/m	Correct Factor dB	Measure ment dBuV/m	Limit dBuV/m	Margin dB	Detector	Comment
1	5358.5070	23.46	37.92	61.38	74.00	-12.62	Peak	
2	5358.5070	9.42	37.92	47.34	54.00	-6.66	AVG	
3	5470.0000	26.97	38.09	65.06	68.20	-3.14	Peak	
4 *	5506.6629	65.94	38.15	104.09	68.20	35.89	Peak	NO limit
5	5506.6629	58.50	38.15	96.65	68.20	28.45	AVG	NO limit

REMARKS:

- (1) Measurement Value = Reading Level + Correct Factor.
- (2) Margin Level = Measurement Value - Limit Value.

Test Mode	UNII-2C_TX N(HT20) Mode 5500 MHz	Polarization	Vertical
-----------	----------------------------------	--------------	----------

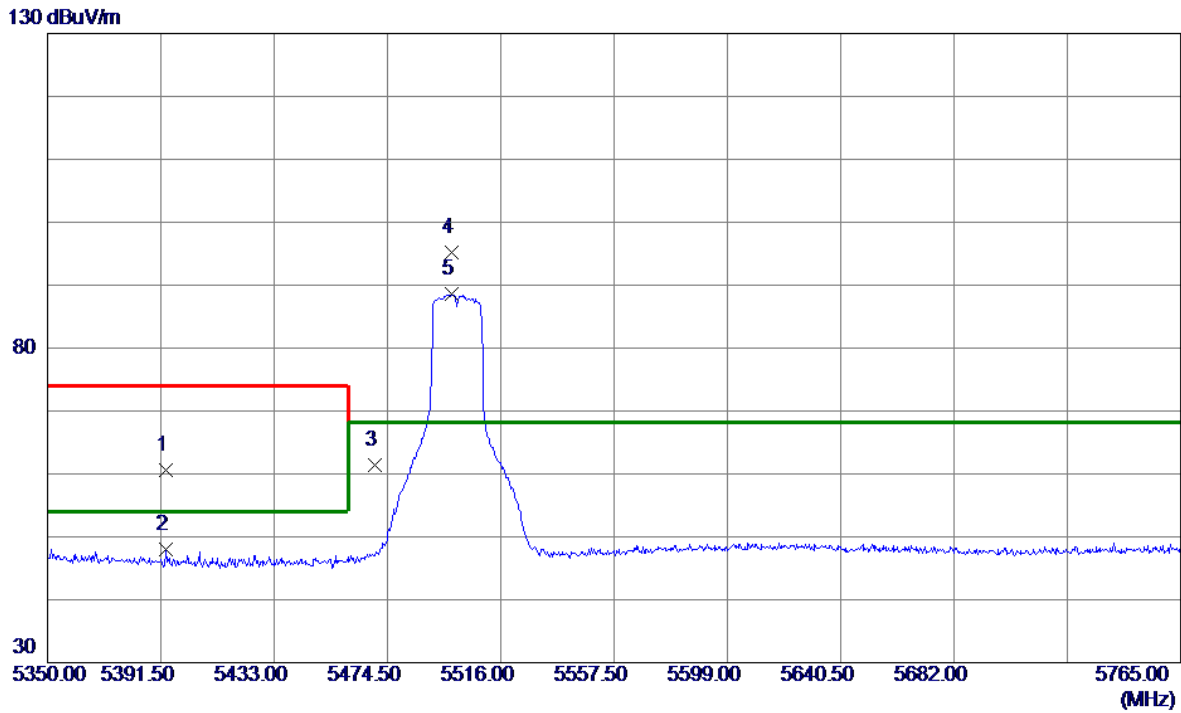


No.	Freq. MHz	Reading Level dBuV/m	Correct Factor dB	Measure ment dBuV/m	Limit dBuV/m	Margin dB	Detector	Comment
1 *	11000.0000	51.96	-8.58	43.38	74.00	-30.62	Peak	

REMARKS:

- (1) Measurement Value = Reading Level + Correct Factor.
- (2) Margin Level = Measurement Value - Limit Value.

Test Mode	UNII-2C_TX N(HT20) Mode 5500 MHz	Polarization	Horizontal
-----------	----------------------------------	--------------	------------

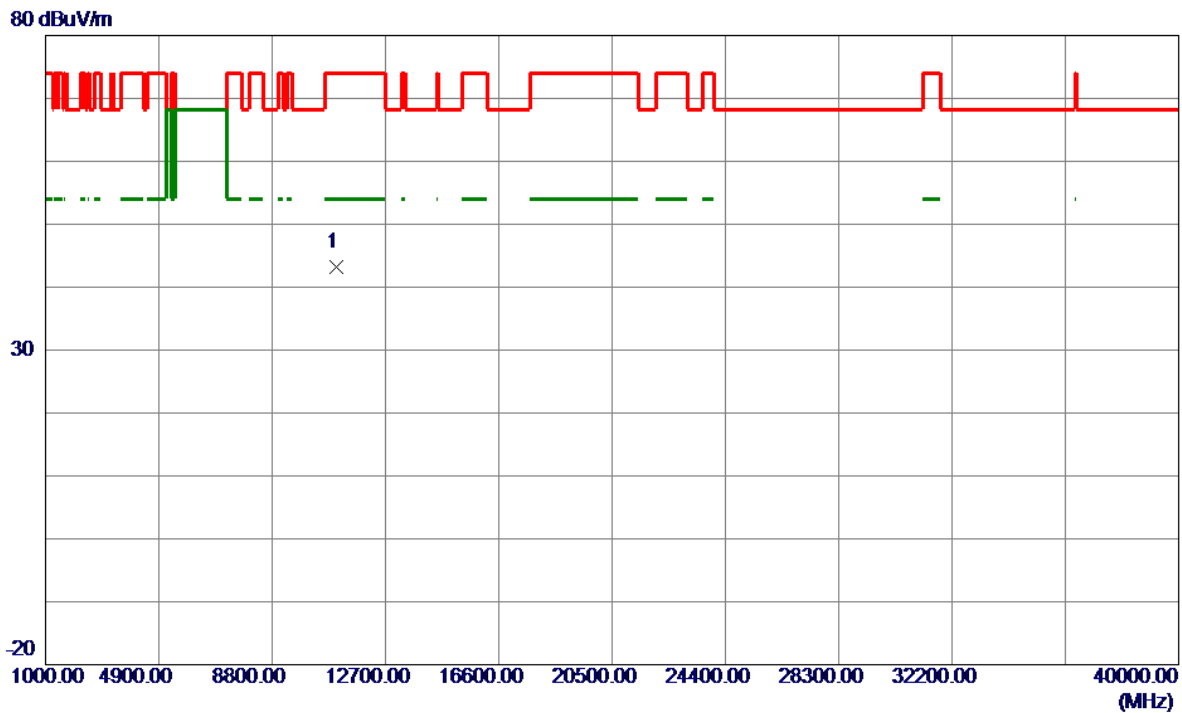


No.	Freq. MHz	Reading Level dBuV/m	Correct Factor dB	Measure ment dBuV/m	Limit dBuV/m	Margin dB	Detector	Comment
1	5393.5750	22.62	37.97	60.59	74.00	-13.41	Peak	
2	5393.5750	9.96	37.97	47.93	54.00	-6.07	AVG	
3	5470.0000	23.29	38.09	61.38	68.20	-6.82	Peak	
4 *	5497.9480	56.99	38.13	95.12	68.20	26.92	Peak	NO limit
5	5497.9480	50.39	38.13	88.52	68.20	20.32	AVG	NO limit

REMARKS:

- (1) Measurement Value = Reading Level + Correct Factor.
- (2) Margin Level = Measurement Value - Limit Value.

Test Mode	UNII-2C_TX N(HT20) Mode 5500 MHz	Polarization	Horizontal
-----------	----------------------------------	--------------	------------

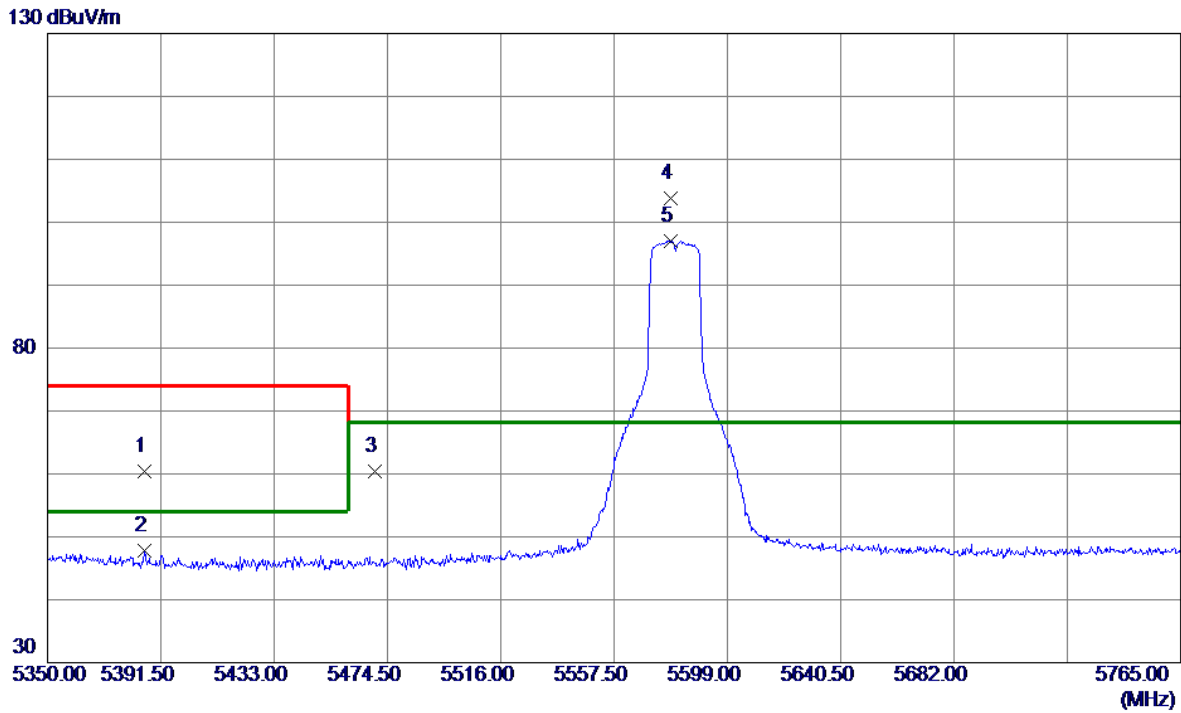


No.	Freq. MHz	Reading Level dBuV/m	Correct Factor dB	Measure ment dBuV/m	Limit dBuV/m	Margin dB	Detector	Comment
1 *	11000.0000	51.70	-8.58	43.12	74.00	-30.88	Peak	

REMARKS:

- (1) Measurement Value = Reading Level + Correct Factor.
- (2) Margin Level = Measurement Value - Limit Value.

Test Mode	UNII-2C_TX N(HT20) Mode 5580 MHz	Polarization	Vertical
-----------	----------------------------------	--------------	----------

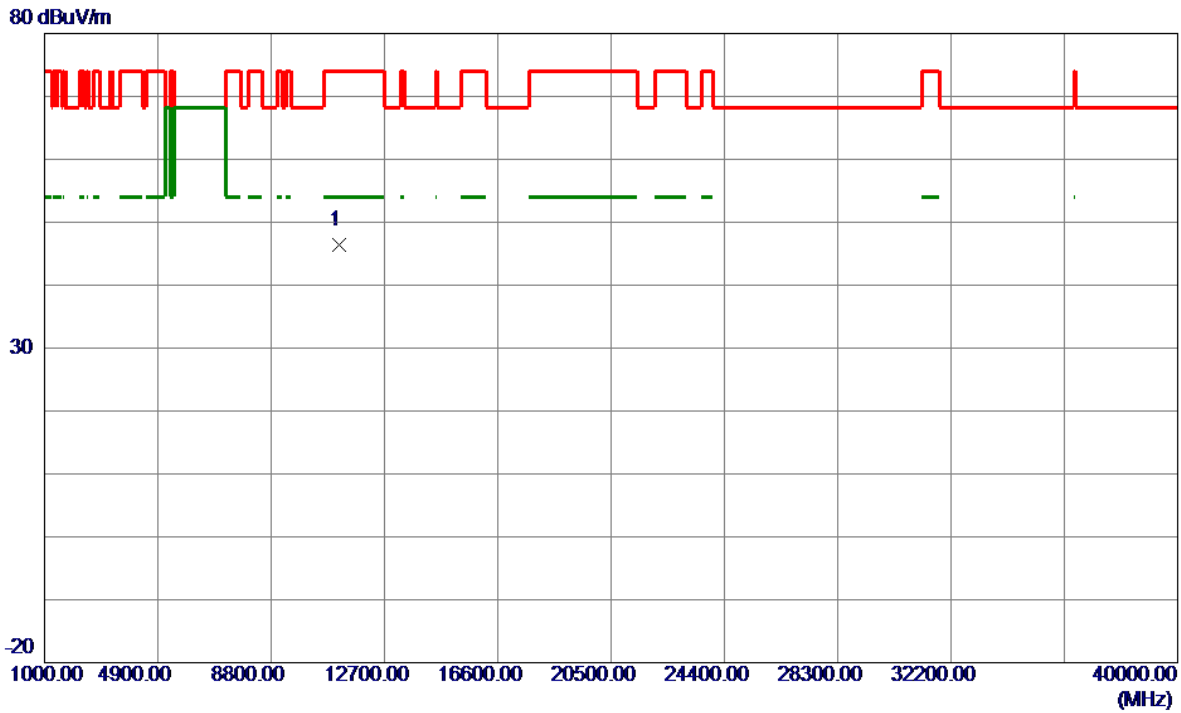


No.	Freq. MHz	Reading Level dBuV/m	Correct Factor dB	Measure ment dBuV/m	Limit dBuV/m	Margin dB	Detector	Comment
1	5385.6900	22.47	37.96	60.43	74.00	-13.57	Peak	
2	5385.6900	9.75	37.96	47.71	54.00	-6.29	AVG	
3	5470.0000	22.35	38.09	60.44	68.20	-7.76	Peak	
4 *	5578.0419	65.50	38.31	103.81	68.20	35.61	Peak	NO limit
5	5578.0419	58.78	38.31	97.09	68.20	28.89	AVG	NO limit

REMARKS:

- (1) Measurement Value = Reading Level + Correct Factor.
- (2) Margin Level = Measurement Value - Limit Value.

Test Mode	UNII-2C_TX N(HT20) Mode 5580 MHz	Polarization	Vertical
-----------	----------------------------------	--------------	----------

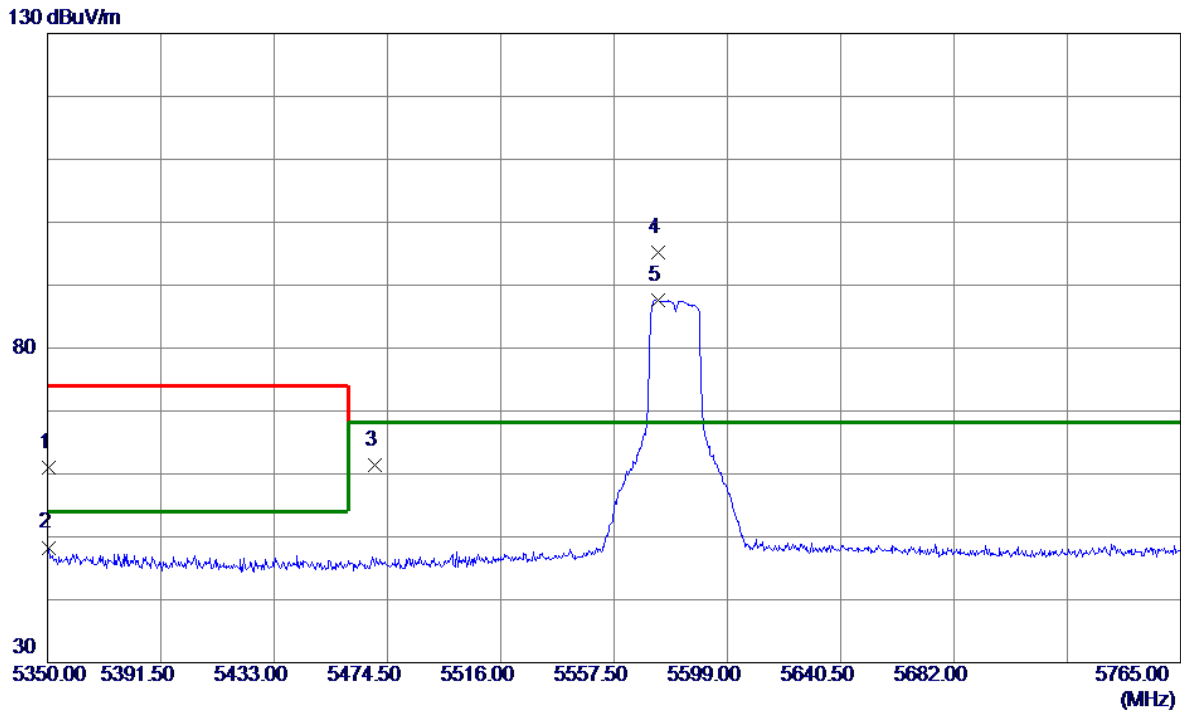


No.	Freq. MHz	Reading Level dBuV/m	Correct Factor dB	Measure ment dBuV/m	Limit dBuV/m	Margin dB	Detector	Comment
1 *	11147.8000	54.80	-8.43	46.37	74.00	-27.63	Peak	

REMARKS:

- (1) Measurement Value = Reading Level + Correct Factor.
- (2) Margin Level = Measurement Value - Limit Value.

Test Mode	UNII-2C_TX N(HT20) Mode 5580 MHz	Polarization	Horizontal
-----------	----------------------------------	--------------	------------

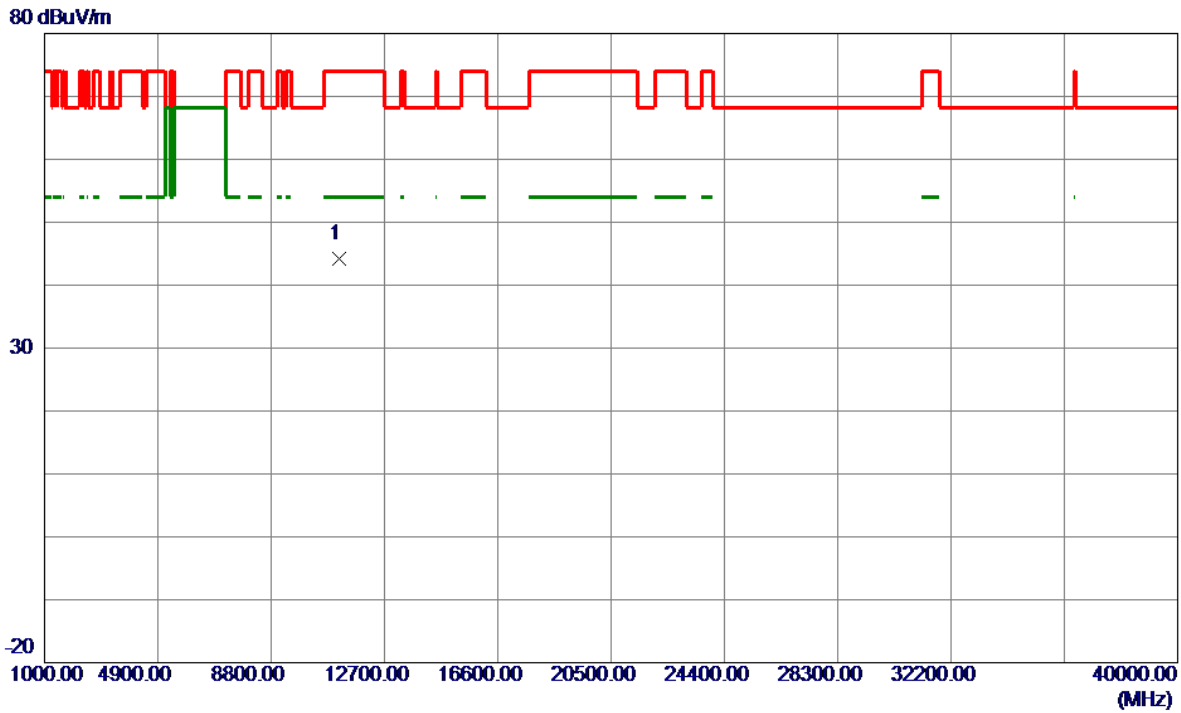


No.	Freq. MHz	Reading Level dBuV/m	Correct Factor dB	Measure ment dBuV/m	Limit dBuV/m	Margin dB	Detector	Comment
1	5350.4150	23.15	37.91	61.06	74.00	-12.94	Peak	
2	5350.4150	10.39	37.91	48.30	54.00	-5.70	AVG	
3	5470.0000	23.30	38.09	61.39	68.20	-6.81	Peak	
4 *	5573.4770	56.85	38.30	95.15	68.20	26.95	Peak	NO limit
5	5573.4770	49.35	38.30	87.65	68.20	19.45	AVG	NO limit

REMARKS:

- (1) Measurement Value = Reading Level + Correct Factor.
- (2) Margin Level = Measurement Value - Limit Value.

Test Mode	UNII-2C_TX N(HT20) Mode 5580 MHz	Polarization	Horizontal
-----------	----------------------------------	--------------	------------

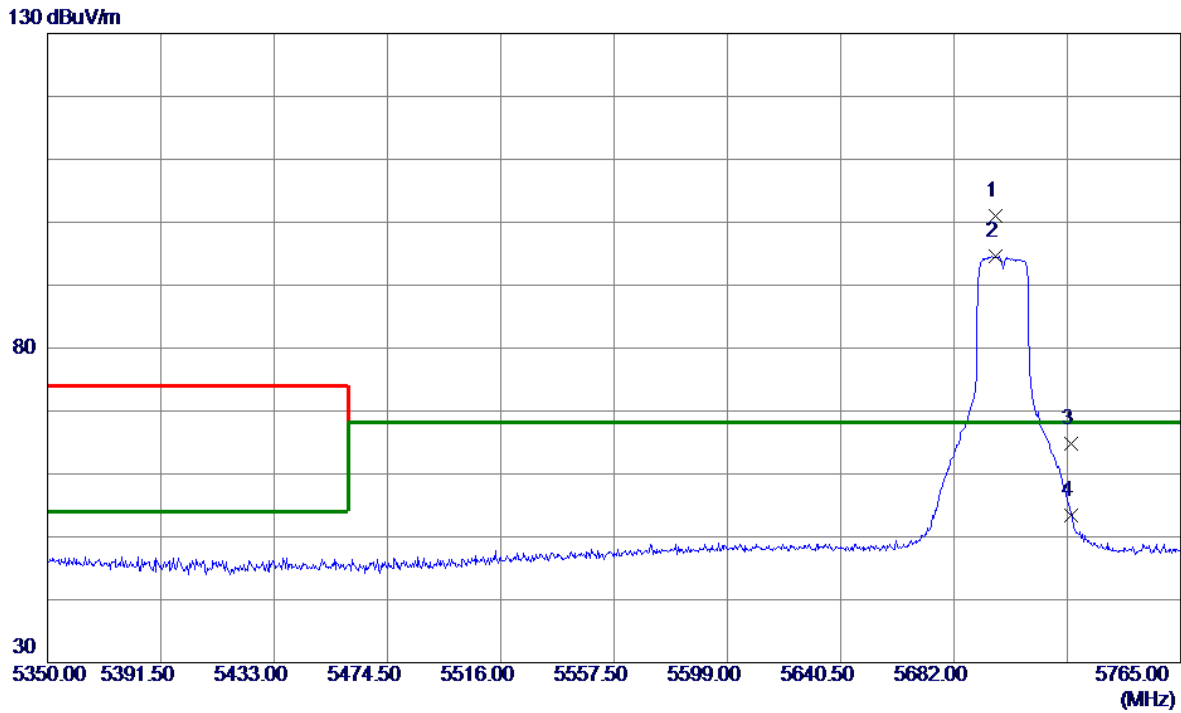


No.	Freq. MHz	Reading Level dBuV/m	Correct Factor dB	Measure ment dBuV/m	Limit dBuV/m	Margin dB	Detector	Comment
1 *	11160.0000	52.61	-8.42	44.19	74.00	-29.81	Peak	

REMARKS:

- (1) Measurement Value = Reading Level + Correct Factor.
- (2) Margin Level = Measurement Value - Limit Value.

Test Mode	UNII-2C_TX N(HT20) Mode 5700 MHz	Polarization	Vertical
-----------	----------------------------------	--------------	----------

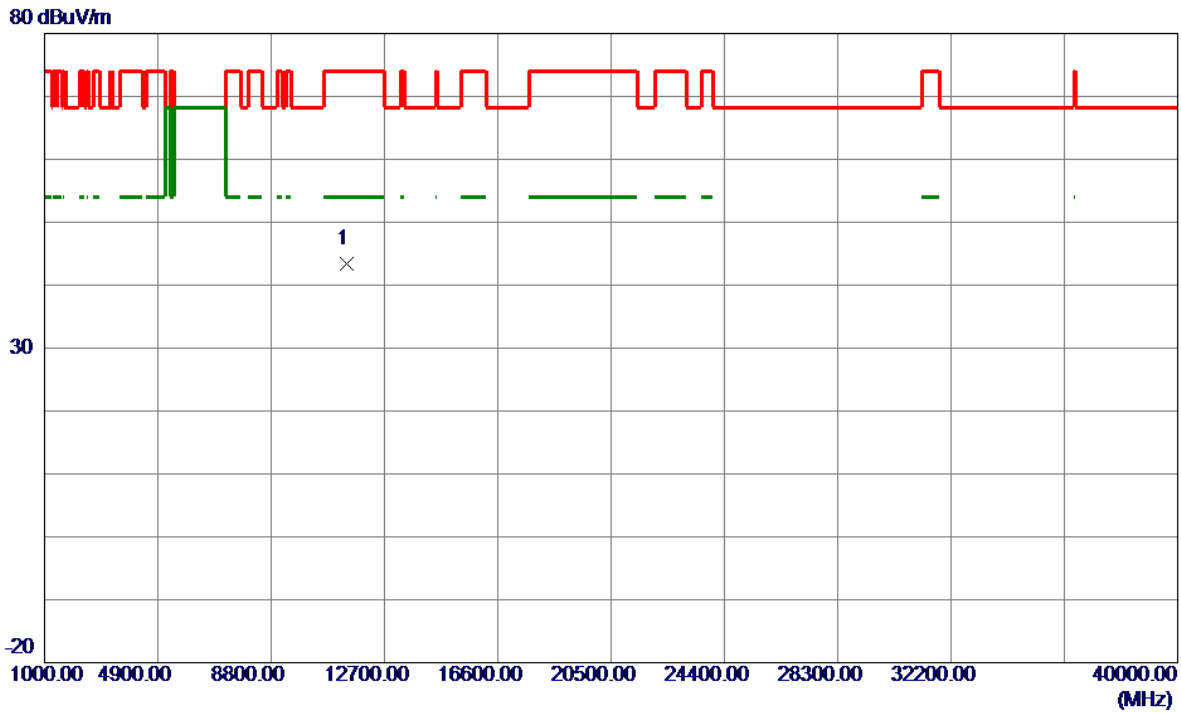


No.	Freq. MHz	Reading Level dBuV/m	Correct Factor dB	Measure ment dBuV/m	Limit dBuV/m	Margin dB	Detector	Comment
1 *	5697.1480	62.49	38.52	101.01	68.20	32.81	Peak	NO limit
2	5697.1480	56.07	38.52	94.59	68.20	26.39	AVG	NO limit
3	5725.0000	26.31	38.56	64.87	68.20	-3.33	Peak	
4	5725.0000	14.88	38.56	53.44	68.20	-14.76	AVG	

REMARKS:

- (1) Measurement Value = Reading Level + Correct Factor.
- (2) Margin Level = Measurement Value - Limit Value.

Test Mode	UNII-2C_TX N(HT20) Mode 5700 MHz	Polarization	Vertical
-----------	----------------------------------	--------------	----------

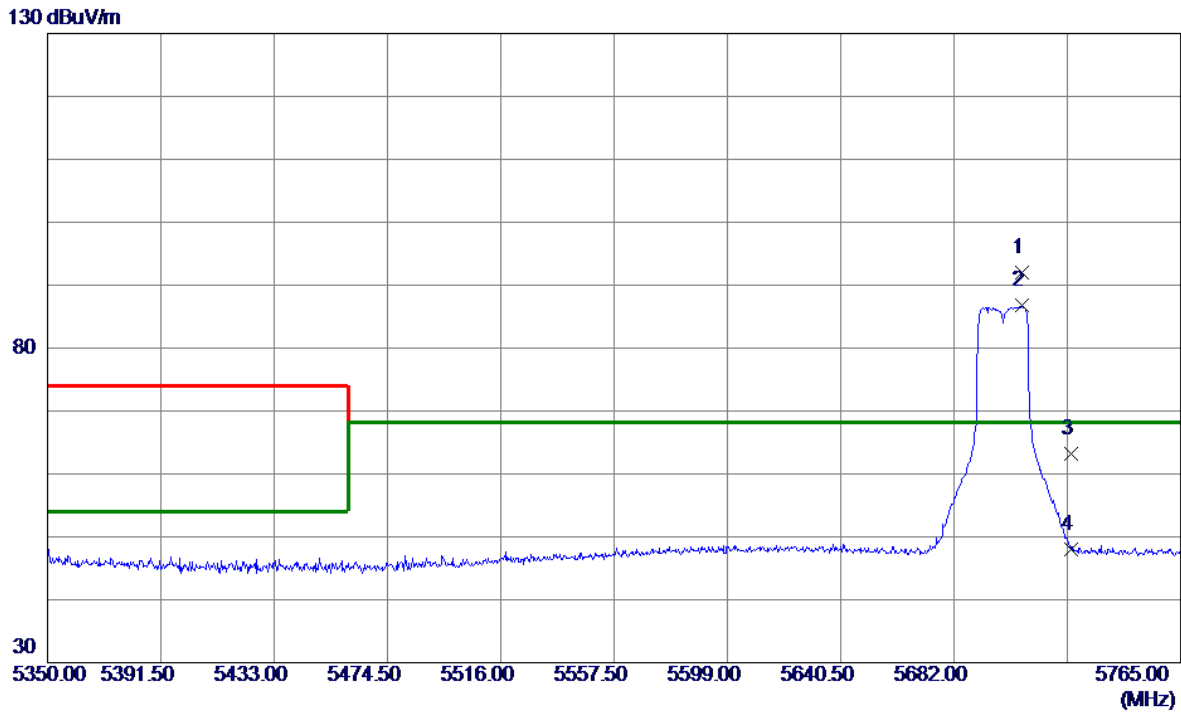


No.	Freq. MHz	Reading Level dBuV/m	Correct Factor dB	Measure ment dBuV/m	Limit dBuV/m	Margin dB	Detector	Comment
1 *	11400.0000	51.64	-8.21	43.43	74.00	-30.57	Peak	

REMARKS:

- (1) Measurement Value = Reading Level + Correct Factor.
- (2) Margin Level = Measurement Value - Limit Value.

Test Mode	UNII-2C_TX N(HT20) Mode 5700 MHz	Polarization	Horizontal
-----------	----------------------------------	--------------	------------

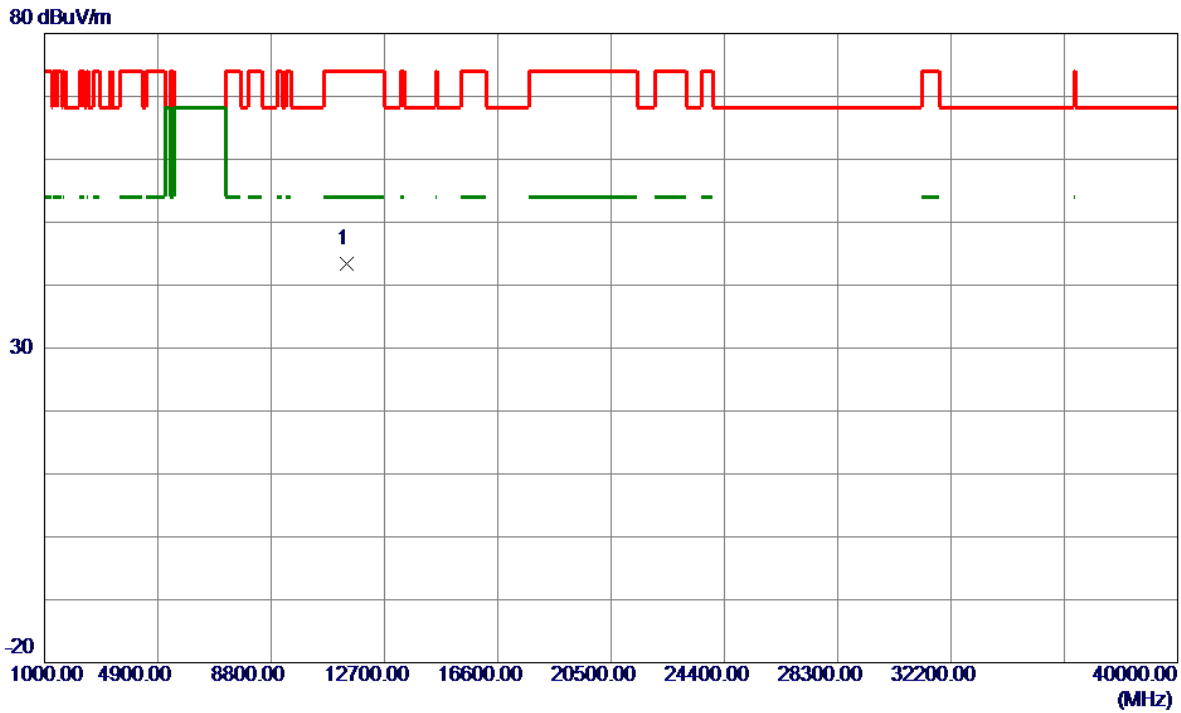


No.	Freq. MHz	Reading Level dBuV/m	Correct Factor dB	Measure ment dBuV/m	Limit dBuV/m	Margin dB	Detector	Comment
1 *	5706.6930	53.56	38.53	92.09	68.20	23.89	Peak	NO limit
2	5706.6930	48.27	38.53	86.80	68.20	18.60	AVG	NO limit
3	5725.0000	24.56	38.56	63.12	68.20	-5.08	Peak	
4	5725.0000	9.36	38.56	47.92	68.20	-20.28	AVG	

REMARKS:

- (1) Measurement Value = Reading Level + Correct Factor.
- (2) Margin Level = Measurement Value - Limit Value.

Test Mode	UNII-2C_TX N(HT20) Mode 5700 MHz	Polarization	Horizontal
-----------	----------------------------------	--------------	------------

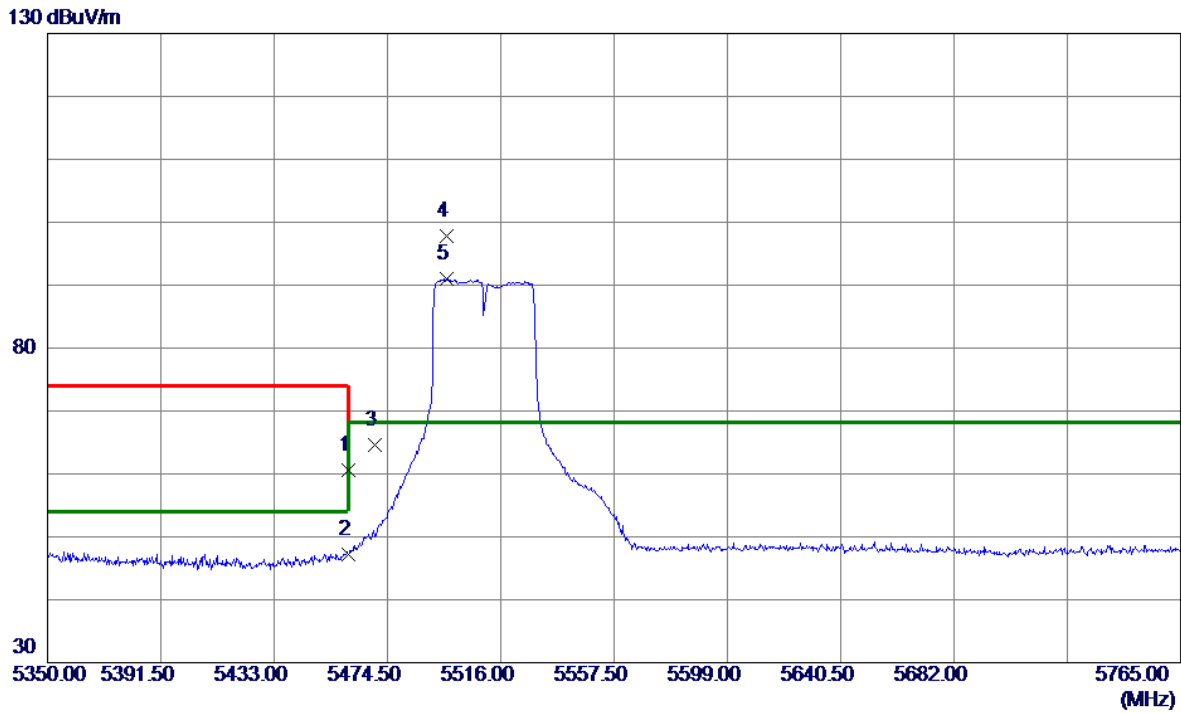


No.	Freq. MHz	Reading Level dBuV/m	Correct Factor dB	Measure ment dBuV/m	Limit dBuV/m	Margin dB	Detector	Comment
1 *	11400.0000	51.58	-8.21	43.37	74.00	-30.63	Peak	

REMARKS:

- (1) Measurement Value = Reading Level + Correct Factor.
- (2) Margin Level = Measurement Value - Limit Value.

Test Mode	UNII-2C_TX N(HT40) Mode 5510 MHz	Polarization	Vertical
-----------	----------------------------------	--------------	----------

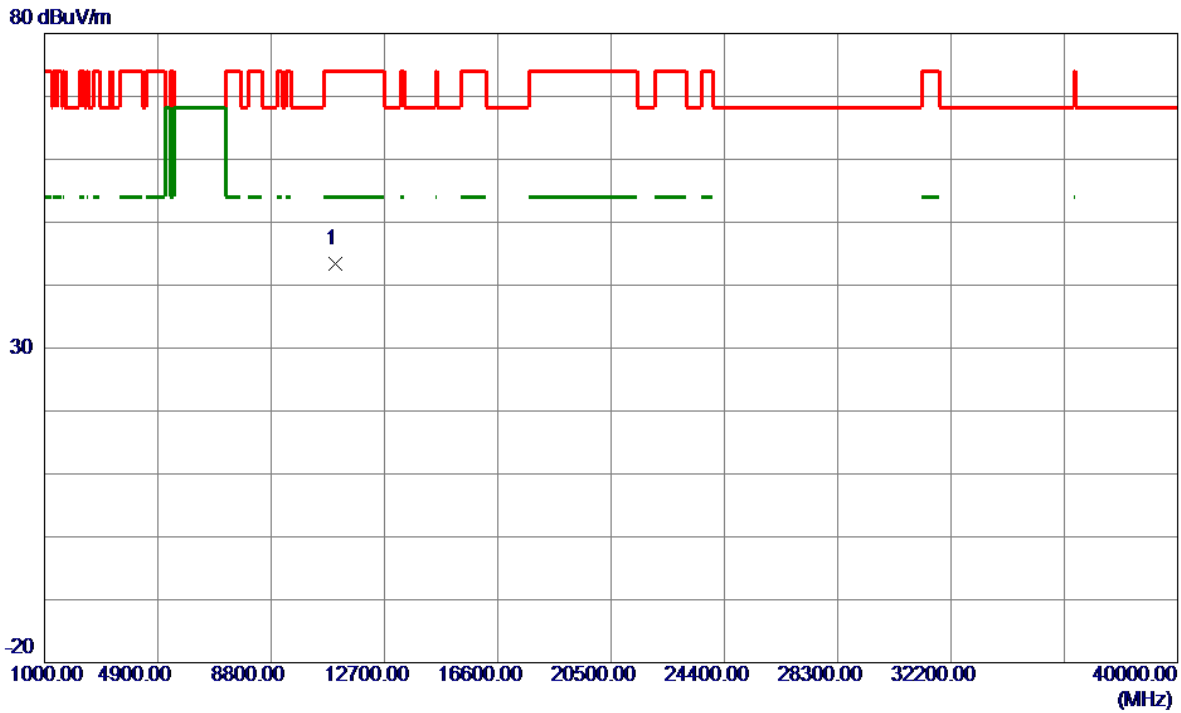


No.	Freq. MHz	Reading Level dBuV/m	Correct Factor dB	Measure ment dBuV/m	Limit dBuV/m	Margin dB	Detector	Comment
1	5460.0000	22.59	38.07	60.66	74.00	-13.34	Peak	
2	5460.0000	9.04	38.07	47.11	54.00	-6.89	AVG	
3	5470.0000	26.44	38.09	64.53	68.20	-3.67	Peak	
4 *	5496.2879	59.75	38.12	97.87	68.20	29.67	Peak	NO limit
5	5496.2879	52.85	38.12	90.97	68.20	22.77	AVG	NO limit

REMARKS:

- (1) Measurement Value = Reading Level + Correct Factor.
- (2) Margin Level = Measurement Value - Limit Value.

Test Mode	UNII-2C_TX N(HT40) Mode 5510 MHz	Polarization	Vertical
-----------	----------------------------------	--------------	----------

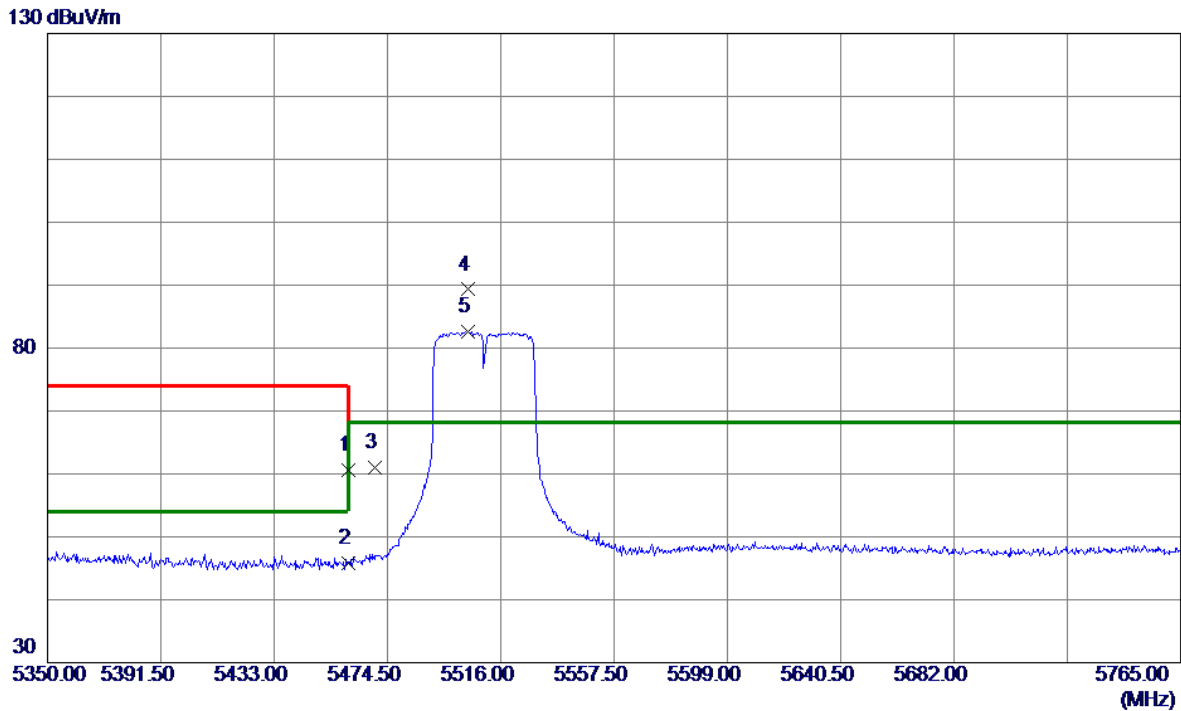


No.	Freq. MHz	Reading Level dBuV/m	Correct Factor dB	Measure ment dBuV/m	Limit dBuV/m	Margin dB	Detector	Comment
1 *	11020.0000	52.03	-8.56	43.47	74.00	-30.53	Peak	

REMARKS:

- (1) Measurement Value = Reading Level + Correct Factor.
- (2) Margin Level = Measurement Value - Limit Value.

Test Mode	UNII-2C_TX N(HT40) Mode 5510 MHz	Polarization	Horizontal
-----------	----------------------------------	--------------	------------

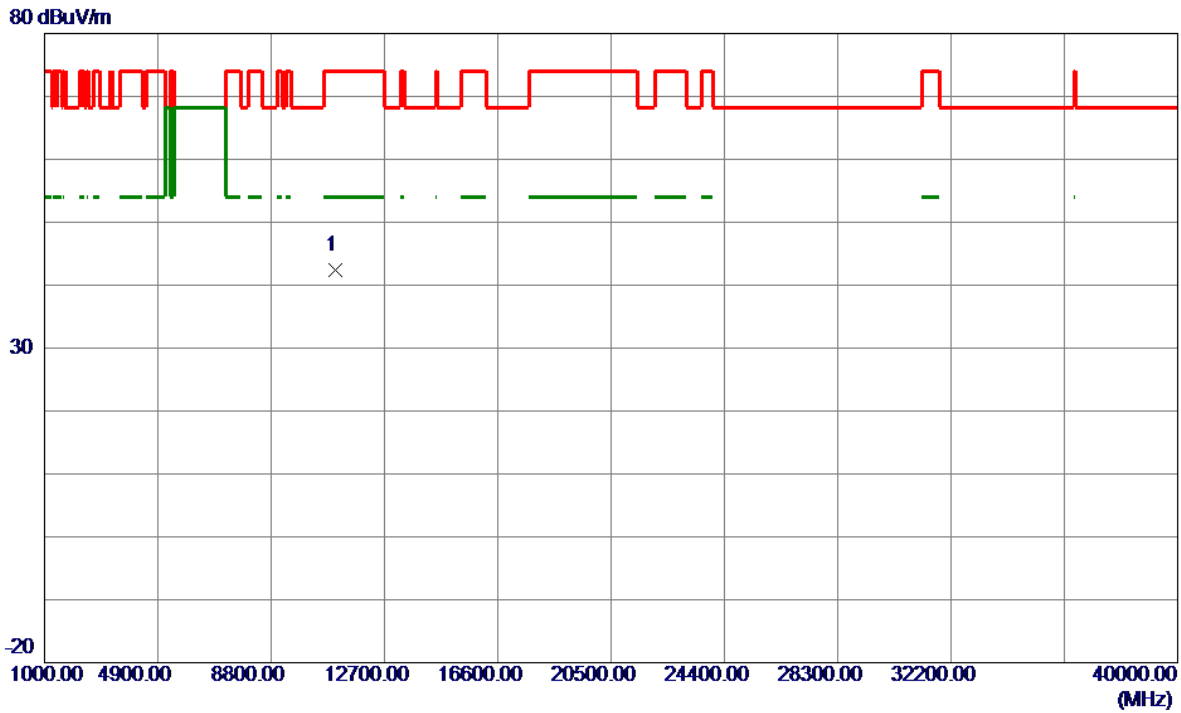


No.	Freq. MHz	Reading Level dBuV/m	Correct Factor dB	Measure ment dBuV/m	Limit dBuV/m	Margin dB	Detector	Comment
1	5460.0000	22.58	38.07	60.65	74.00	-13.35	Peak	
2	5460.0000	7.80	38.07	45.87	54.00	-8.13	AVG	
3	5470.0000	22.84	38.09	60.93	68.20	-7.27	Peak	
4 *	5503.9650	51.16	38.14	89.30	68.20	21.10	Peak	NO limit
5	5503.9650	44.48	38.14	82.62	68.20	14.42	AVG	NO limit

REMARKS:

- (1) Measurement Value = Reading Level + Correct Factor.
- (2) Margin Level = Measurement Value - Limit Value.

Test Mode	UNII-2C_TX N(HT40) Mode 5510 MHz	Polarization	Horizontal
-----------	----------------------------------	--------------	------------

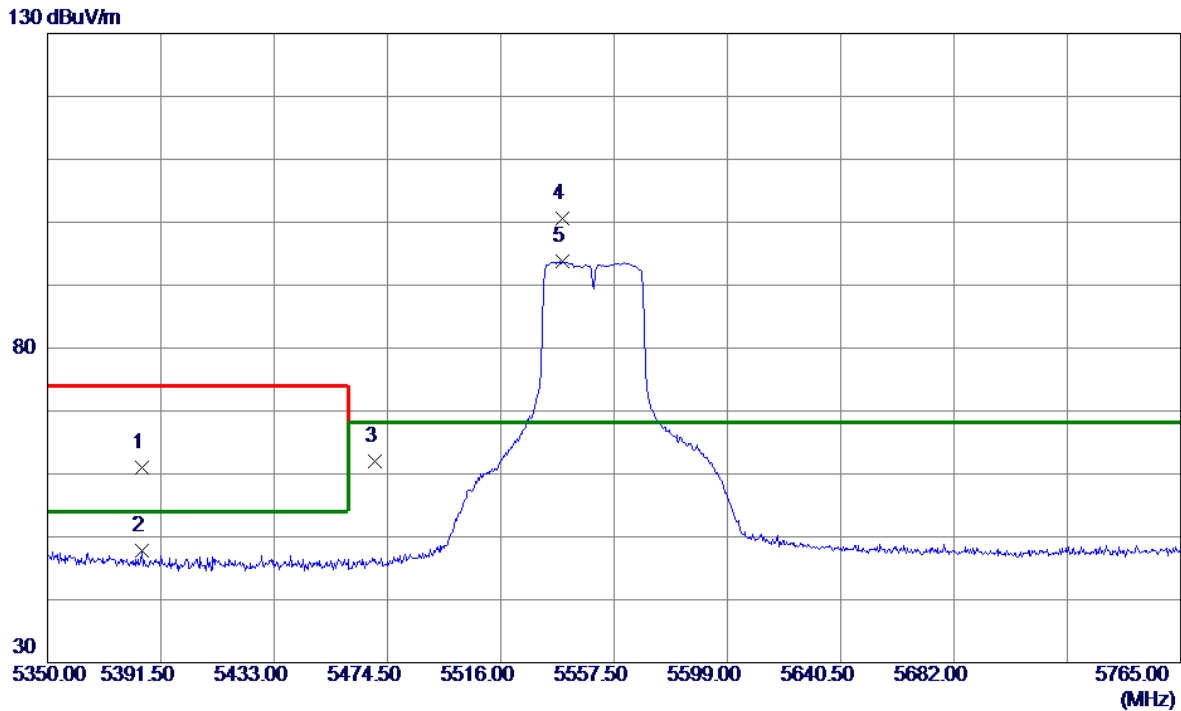


No.	Freq. MHz	Reading Level dBuV/m	Correct Factor dB	Measure ment dBuV/m	Limit dBuV/m	Margin dB	Detector	Comment
1 *	11020.0000	51.02	-8.56	42.46	74.00	-31.54	Peak	

REMARKS:

- (1) Measurement Value = Reading Level + Correct Factor.
- (2) Margin Level = Measurement Value - Limit Value.

Test Mode	UNII-2C_TX N(HT40) Mode 5550 MHz	Polarization	Vertical
-----------	----------------------------------	--------------	----------

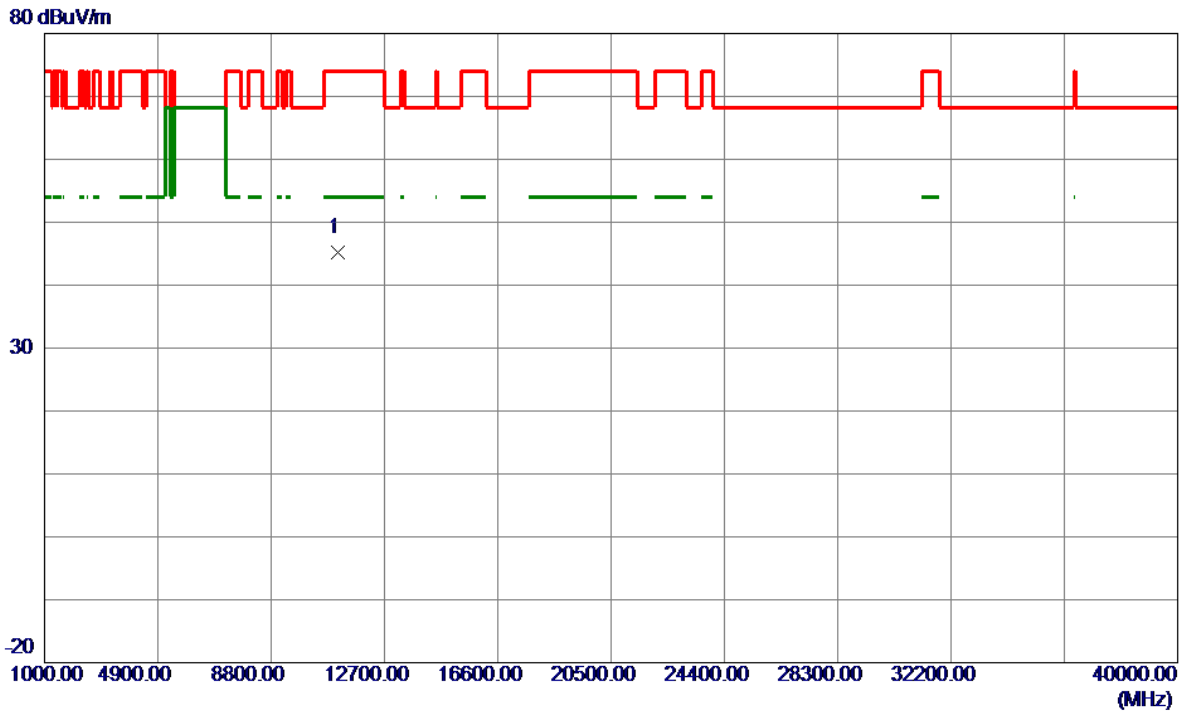


No.	Freq. MHz	Reading Level dBuV/m	Correct Factor dB	Measure ment dBuV/m	Limit dBuV/m	Margin dB	Detector	Comment
1	5384.6530	23.10	37.96	61.06	74.00	-12.94	Peak	
2	5384.6530	9.92	37.96	47.88	54.00	-6.12	AVG	
3	5470.0000	23.99	38.09	62.08	68.20	-6.12	Peak	
4 *	5538.8250	62.42	38.22	100.64	68.20	32.44	Peak	NO limit
5	5538.8250	55.67	38.22	93.89	68.20	25.69	AVG	NO limit

REMARKS:

- (1) Measurement Value = Reading Level + Correct Factor.
- (2) Margin Level = Measurement Value - Limit Value.

Test Mode	UNII-2C_TX N(HT40) Mode 5550 MHz	Polarization	Vertical
-----------	----------------------------------	--------------	----------

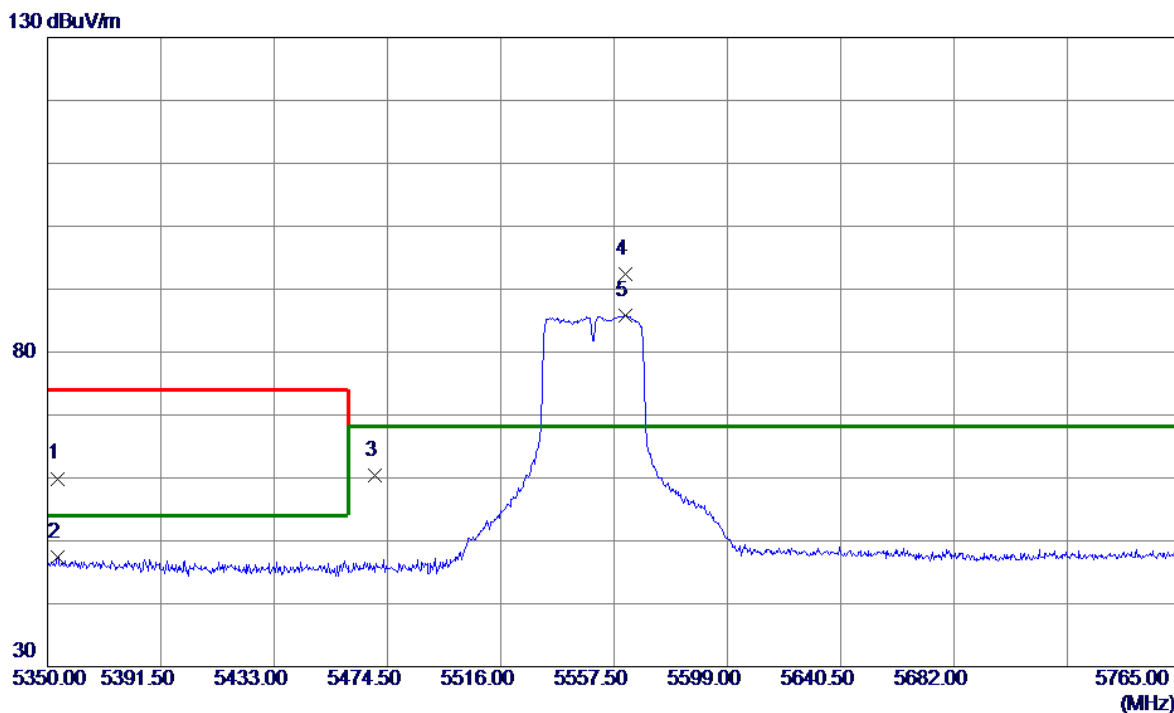


No.	Freq. MHz	Reading Level dBuV/m	Correct Factor dB	Measure ment dBuV/m	Limit dBuV/m	Margin dB	Detector	Comment
1 *	11100.0000	53.70	-8.48	45.22	74.00	-28.78	Peak	

REMARKS:

- (1) Measurement Value = Reading Level + Correct Factor.
- (2) Margin Level = Measurement Value - Limit Value.

Test Mode	UNII-2C_TX N(HT40) Mode 5550 MHz	Polarization	Horizontal
-----------	----------------------------------	--------------	------------

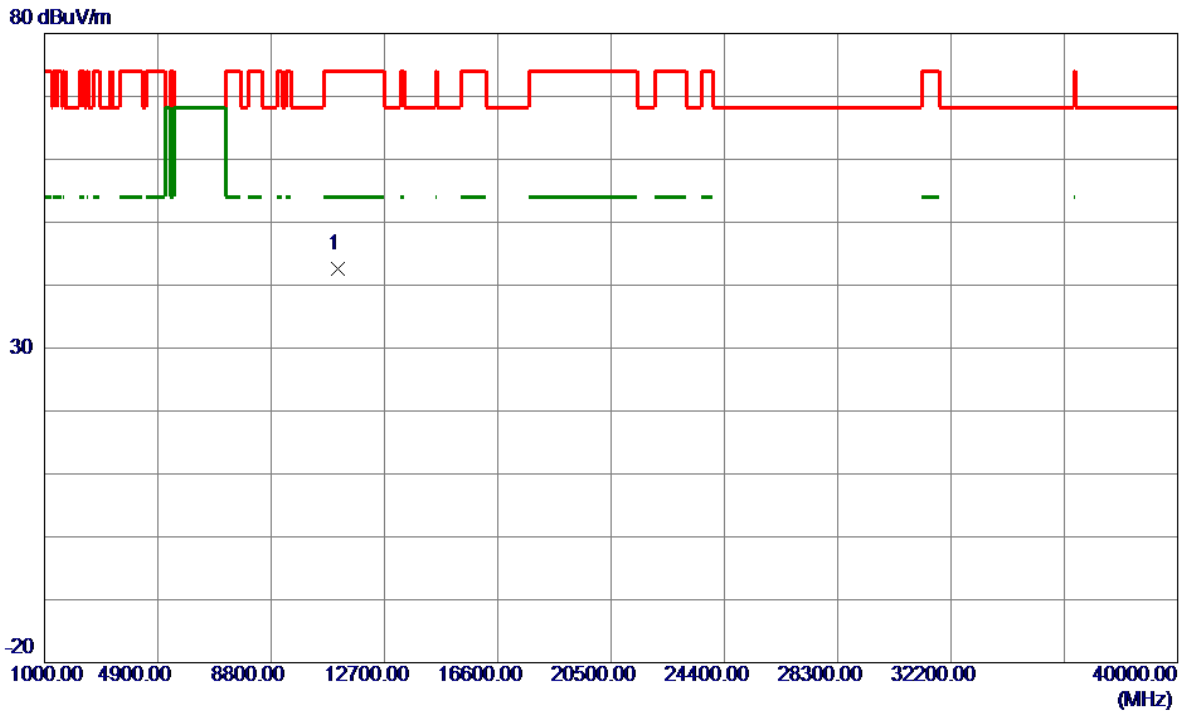


No.	Freq. MHz	Reading Level dBuV/m	Correct Factor dB	Measure ment dBuV/m	Limit dBuV/m	Margin dB	Detector	Comment
1	5353.5280	21.99	37.91	59.90	74.00	-14.10	Peak	
2	5353.5280	9.49	37.91	47.40	54.00	-6.60	AVG	
3	5470.0000	22.26	38.09	60.35	68.20	-7.85	Peak	
4 *	5561.6500	54.18	38.27	92.45	68.20	24.25	Peak	NO limit
5	5561.6500	47.55	38.27	85.82	68.20	17.62	AVG	NO limit

REMARKS:

- (1) Measurement Value = Reading Level + Correct Factor.
- (2) Margin Level = Measurement Value - Limit Value.

Test Mode	UNII-2C_TX N(HT40) Mode 5550 MHz	Polarization	Horizontal
-----------	----------------------------------	--------------	------------

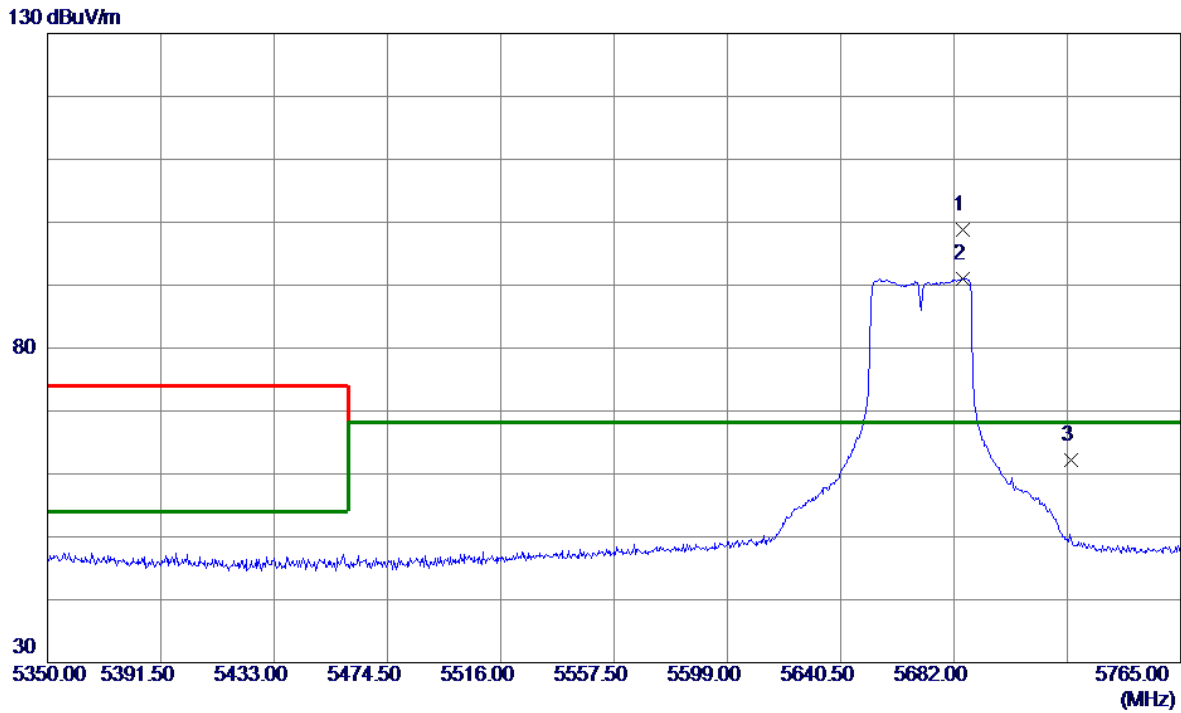


No.	Freq. MHz	Reading Level dBuV/m	Correct Factor dB	Measure ment dBuV/m	Limit dBuV/m	Margin dB	Detector	Comment
1 *	11100.0000	51.05	-8.48	42.57	74.00	-31.43	Peak	

REMARKS:

- (1) Measurement Value = Reading Level + Correct Factor.
- (2) Margin Level = Measurement Value - Limit Value.

Test Mode	UNII-2C_TX N(HT40) Mode 5670 MHz	Polarization	Vertical
-----------	----------------------------------	--------------	----------

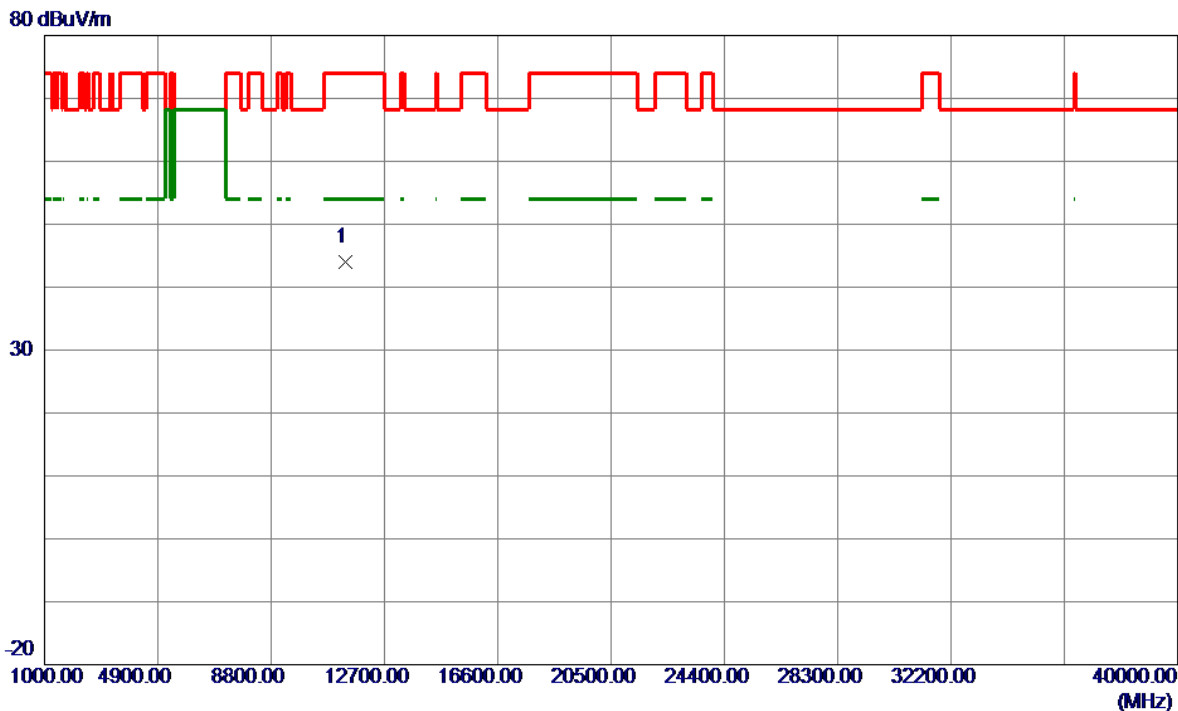


No.	Freq. MHz	Reading Level dBuV/m	Correct Factor dB	Measure ment dBuV/m	Limit dBuV/m	Margin dB	Detector	Comment
1 *	5685.1130	60.32	38.50	98.82	68.20	30.62	Peak	NO limit
2	5685.1130	52.54	38.50	91.04	68.20	22.84	Peak	NO limit
3	5725.0000	23.68	38.56	62.24	68.20	-5.96	Peak	

REMARKS:

- (1) Measurement Value = Reading Level + Correct Factor.
- (2) Margin Level = Measurement Value - Limit Value.

Test Mode	UNII-2C_TX N(HT40) Mode 5670 MHz	Polarization	Vertical
-----------	----------------------------------	--------------	----------

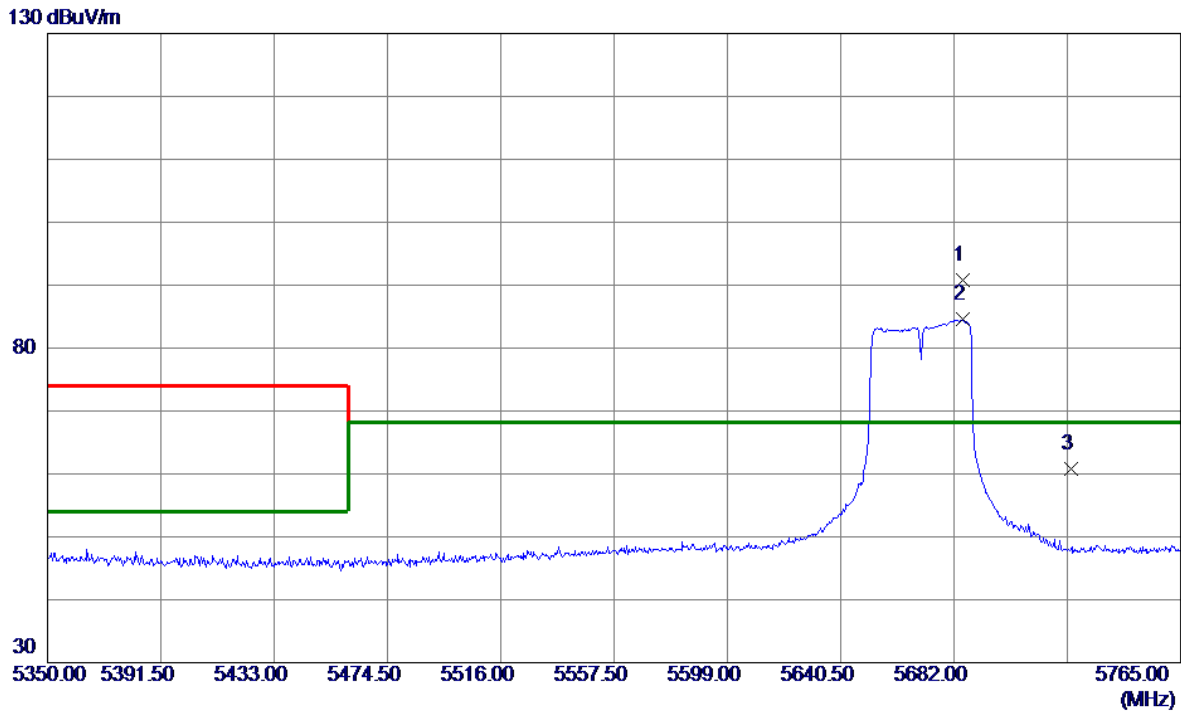


No.	Freq. MHz	Reading Level dBuV/m	Correct Factor dB	Measure ment dBuV/m	Limit dBuV/m	Margin dB	Detector	Comment
1 *	11340.0000	52.20	-8.26	43.94	74.00	-30.06	Peak	

REMARKS:

- (1) Measurement Value = Reading Level + Correct Factor.
- (2) Margin Level = Measurement Value - Limit Value.

Test Mode	UNII-2C_TX N(HT40) Mode 5670 MHz	Polarization	Horizontal
-----------	----------------------------------	--------------	------------

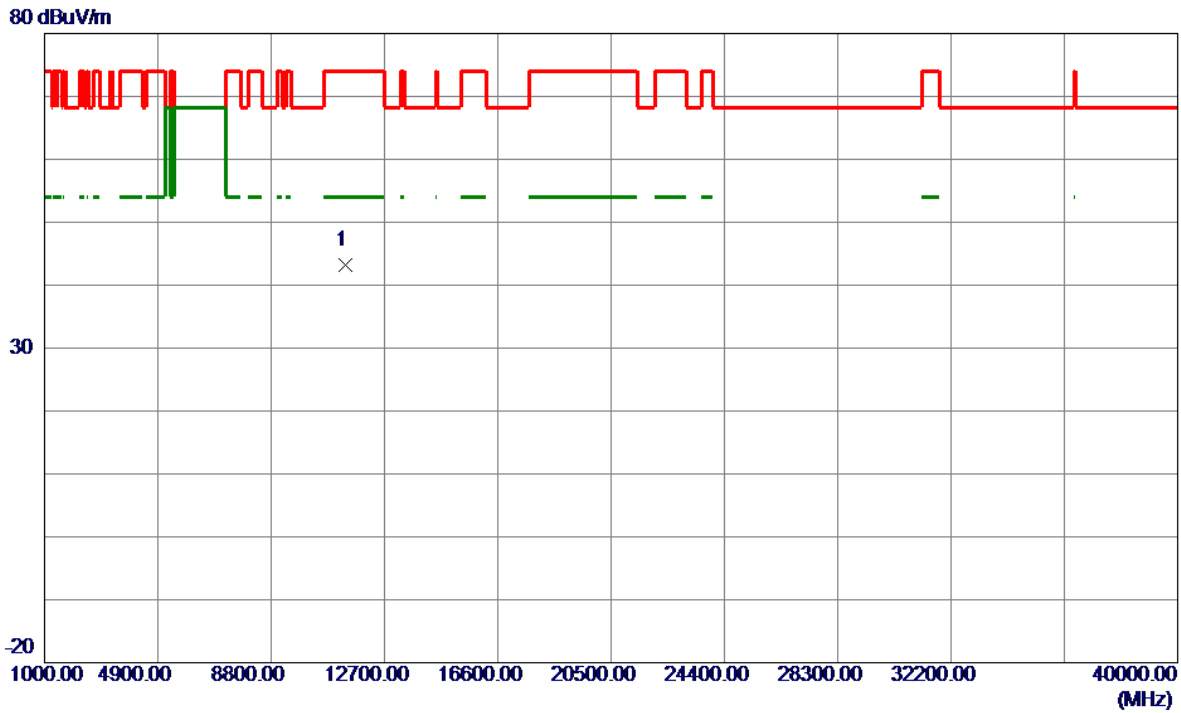


No.	Freq. MHz	Reading Level dBuV/m	Correct Factor dB	Measure ment dBuV/m	Limit dBuV/m	Margin dB	Detector	Comment
1 *	5685.3200	52.38	38.50	90.88	68.20	22.68	Peak	NO limit
2	5685.3200	46.02	38.50	84.52	68.20	16.32	AVG	NO limit
3	5725.0000	22.29	38.56	60.85	68.20	-7.35	Peak	

REMARKS:

- (1) Measurement Value = Reading Level + Correct Factor.
- (2) Margin Level = Measurement Value - Limit Value.

Test Mode	UNII-2C_TX N(HT40) Mode 5670 MHz	Polarization	Horizontal
-----------	----------------------------------	--------------	------------

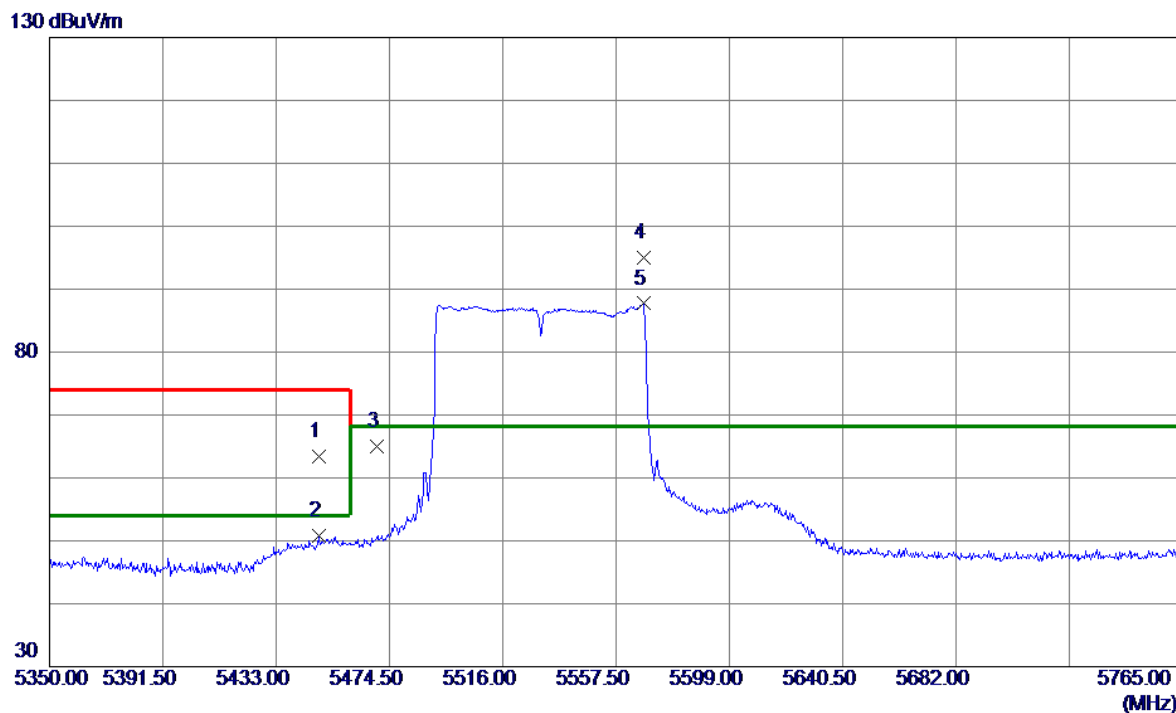


No.	Freq. MHz	Reading Level dBuV/m	Correct Factor dB	Measure ment dBuV/m	Limit dBuV/m	Margin dB	Detector	Comment
1 *	11340.0000	51.54	-8.26	43.28	74.00	-30.72	Peak	

REMARKS:

- (1) Measurement Value = Reading Level + Correct Factor.
- (2) Margin Level = Measurement Value - Limit Value.

Test Mode	UNII-2C_TX AC(VHT80) Mode 5530 MHz	Polarization	Vertical
-----------	------------------------------------	--------------	----------

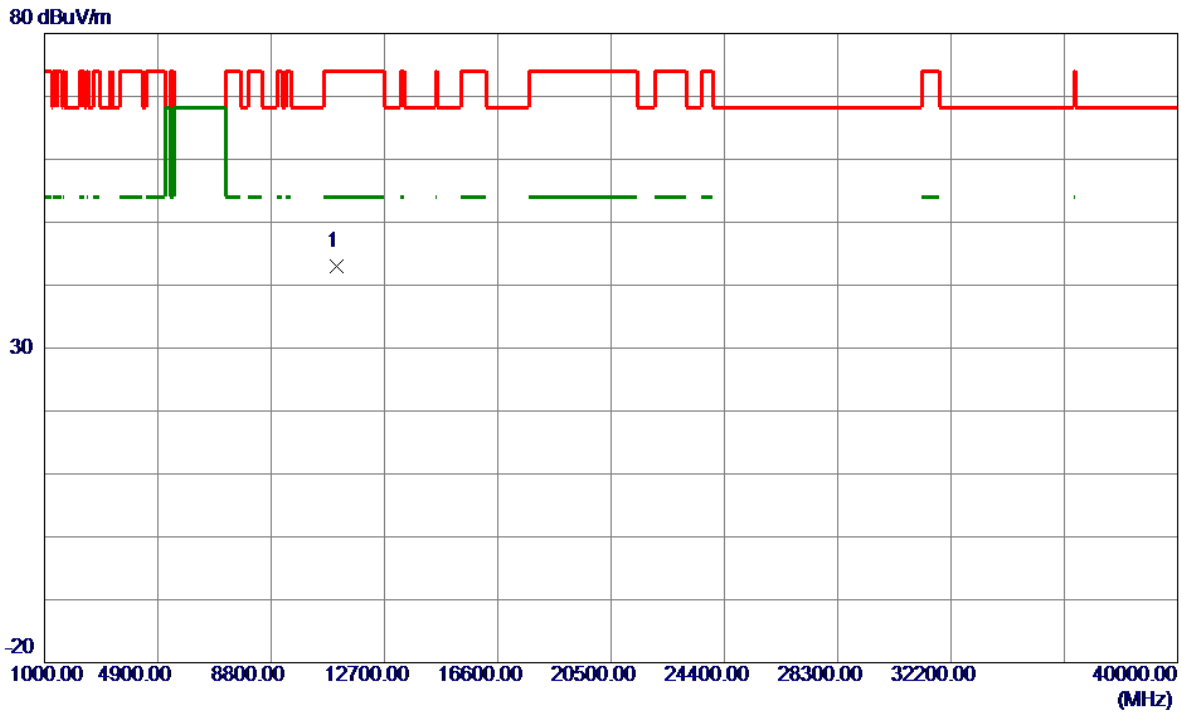


No.	Freq. MHz	Reading Level dBuV/m	Correct Factor dB	Measure ment dBuV/m	Limit dBuV/m	Margin dB	Detector	Comment
1	5448.5630	25.39	38.05	63.44	74.00	-10.56	Peak	
2	5448.5630	12.66	38.05	50.71	54.00	-3.29	AVG	
3	5470.0000	26.86	38.09	64.95	68.20	-3.25	Peak	
4 *	5567.4600	56.64	38.28	94.92	68.20	26.72	Peak	NO limit
5	5567.4600	49.42	38.28	87.70	68.20	19.50	AVG	NO limit

REMARKS:

- (1) Measurement Value = Reading Level + Correct Factor.
- (2) Margin Level = Measurement Value - Limit Value.

Test Mode	UNII-2C_TX AC(VHT80) Mode 5530 MHz	Polarization	Vertical
-----------	------------------------------------	--------------	----------

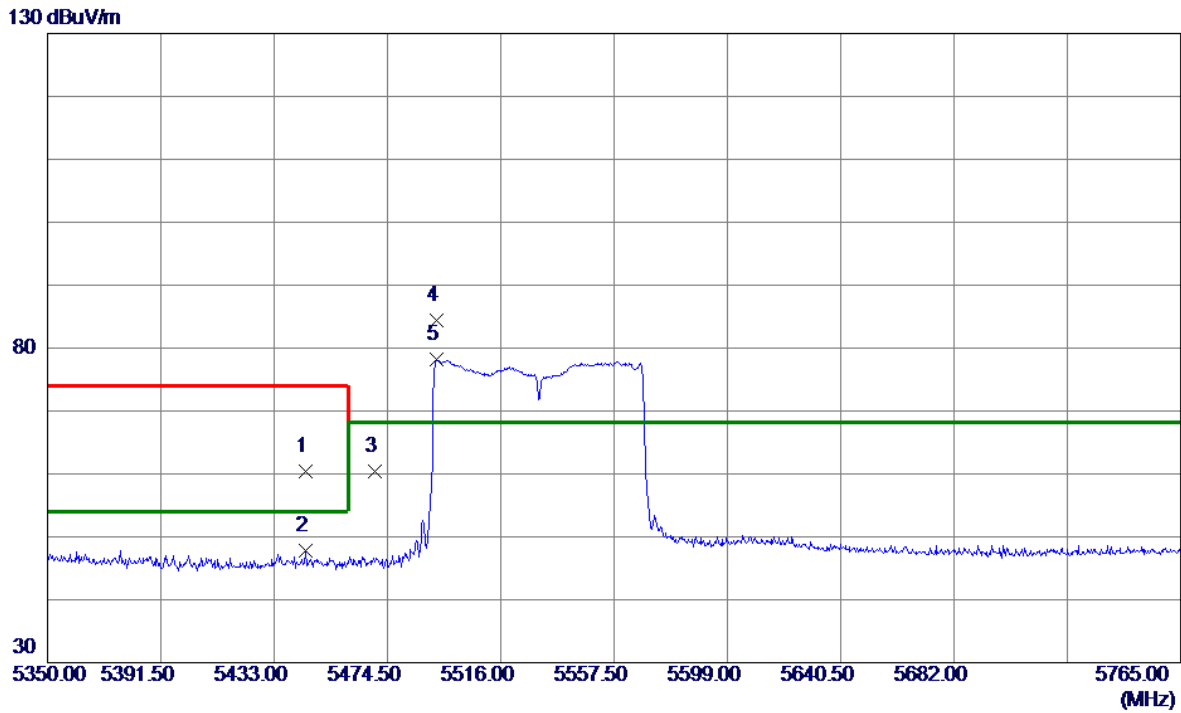


No.	Freq. MHz	Reading Level dBuV/m	Correct Factor dB	Measure ment dBuV/m	Limit dBuV/m	Margin dB	Detector	Comment
1 *	11060.0000	51.43	-8.52	42.91	74.00	-31.09	Peak	

REMARKS:

- (1) Measurement Value = Reading Level + Correct Factor.
- (2) Margin Level = Measurement Value - Limit Value.

Test Mode	UNII-2C_TX AC(VHT80) Mode 5530 MHz	Polarization	Horizontal
-----------	------------------------------------	--------------	------------

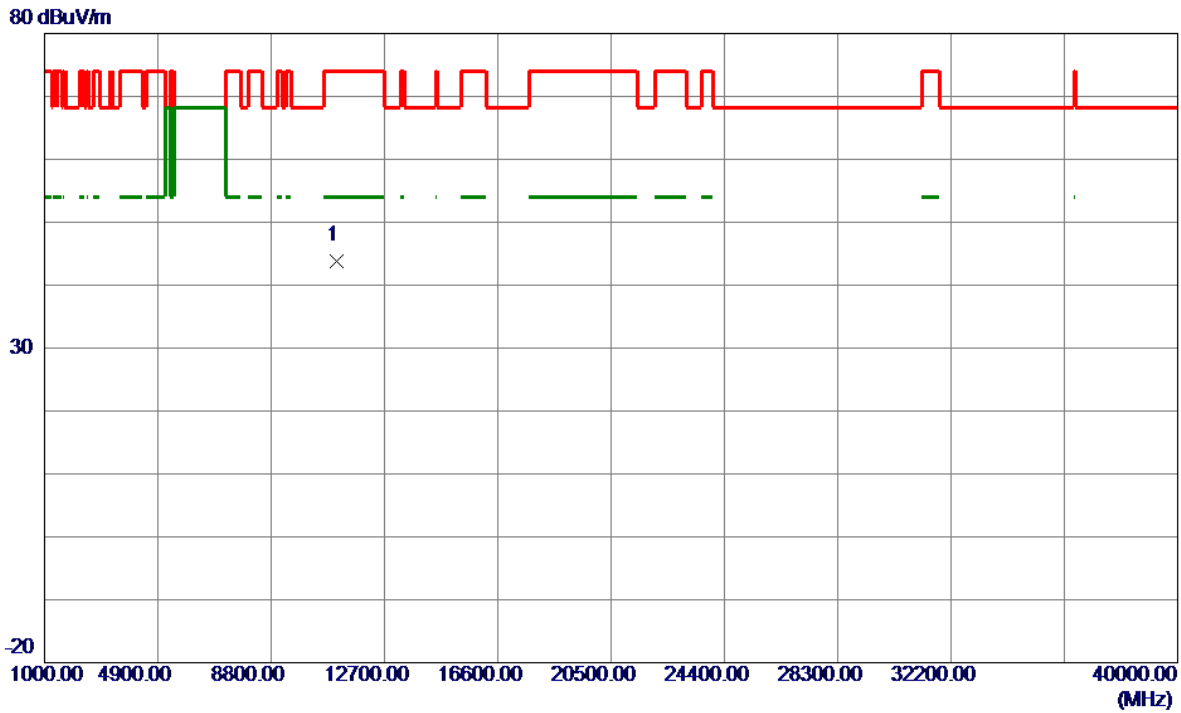


No.	Freq. MHz	Reading Level dBuV/m	Correct Factor dB	Measure ment dBuV/m	Limit dBuV/m	Margin dB	Detector	Comment
1	5444.6200	22.32	38.05	60.37	74.00	-13.63	Peak	
2	5444.6200	9.74	38.05	47.79	54.00	-6.21	AVG	
3	5470.0000	22.38	38.09	60.47	68.20	-7.73	Peak	
4 *	5492.3450	46.36	38.12	84.48	68.20	16.28	Peak	NO limit
5	5492.3450	40.02	38.12	78.14	68.20	9.94	AVG	NO limit

REMARKS:

- (1) Measurement Value = Reading Level + Correct Factor.
- (2) Margin Level = Measurement Value - Limit Value.

Test Mode	UNII-2C_TX AC(VHT80) Mode 5530 MHz	Polarization	Horizontal
-----------	------------------------------------	--------------	------------

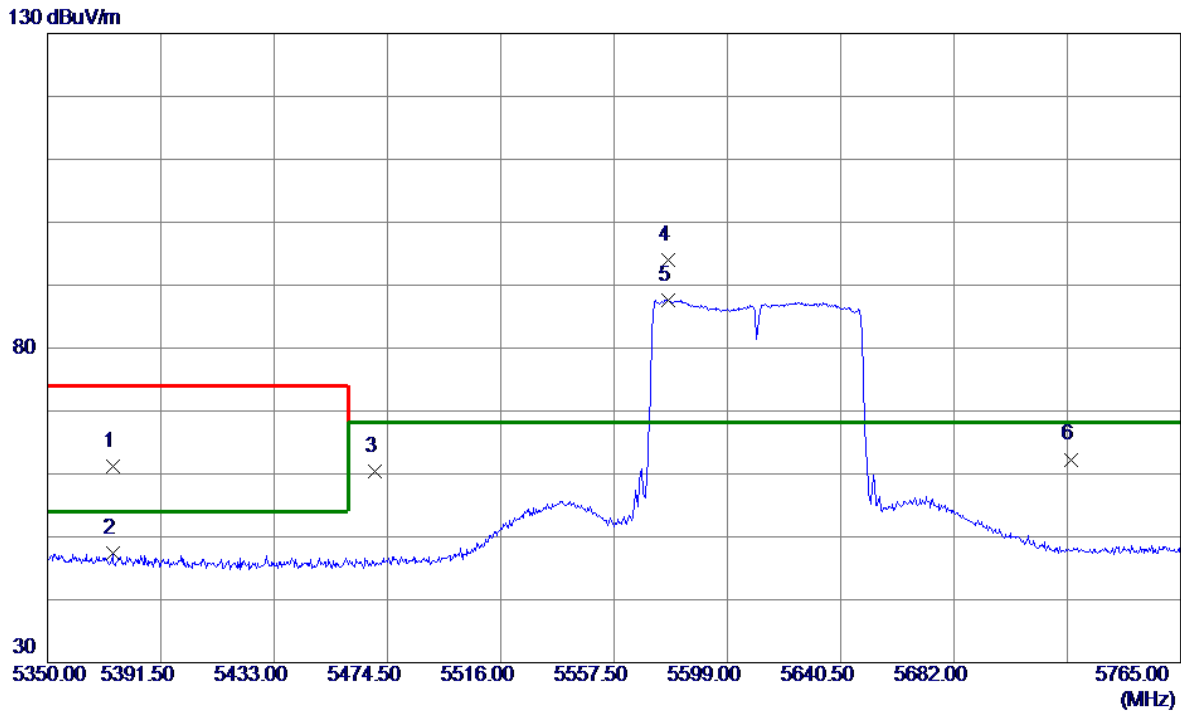


No.	Freq. MHz	Reading Level dBuV/m	Correct Factor dB	Measure ment dBuV/m	Limit dBuV/m	Margin dB	Detector	Comment
1 *	11060.0000	52.42	-8.52	43.90	74.00	-30.10	Peak	

REMARKS:

- (1) Measurement Value = Reading Level + Correct Factor.
- (2) Margin Level = Measurement Value - Limit Value.

Test Mode	UNII-2C_TX AC(VHT80) Mode 5610 MHz	Polarization	Vertical
-----------	------------------------------------	--------------	----------

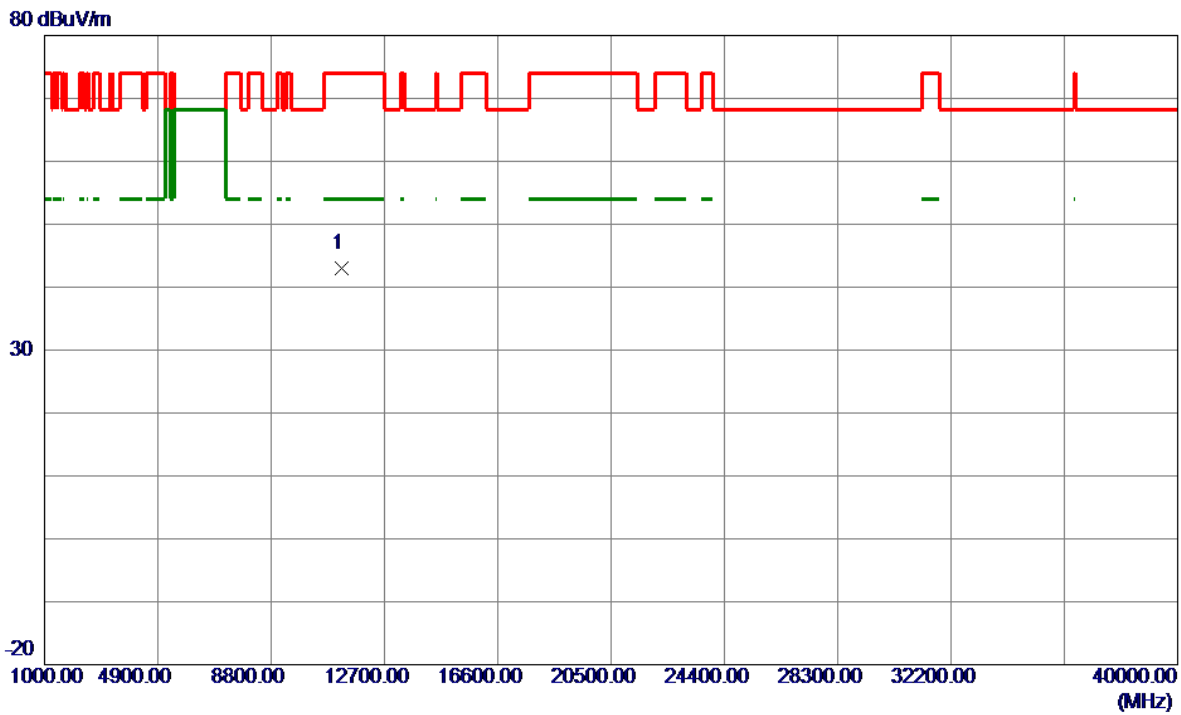


No.	Freq. MHz	Reading Level dBuV/m	Correct Factor dB	Measure ment dBuV/m	Limit dBuV/m	Margin dB	Detector	Comment
1	5373.8630	23.22	37.94	61.16	74.00	-12.84	Peak	
2	5373.8630	9.39	37.94	47.33	54.00	-6.67	AVG	
3	5470.0000	22.25	38.09	60.34	68.20	-7.86	Peak	
4 *	5577.2120	55.77	38.31	94.08	68.20	25.88	Peak	NO limit
5	5577.2120	49.28	38.31	87.59	68.20	19.39	AVG	NO limit
6	5725.0000	23.74	38.56	62.30	68.20	-5.90	Peak	

REMARKS:

- (1) Measurement Value = Reading Level + Correct Factor.
- (2) Margin Level = Measurement Value - Limit Value.

Test Mode	UNII-2C_TX AC(VHT80) Mode 5610 MHz	Polarization	Vertical
-----------	------------------------------------	--------------	----------

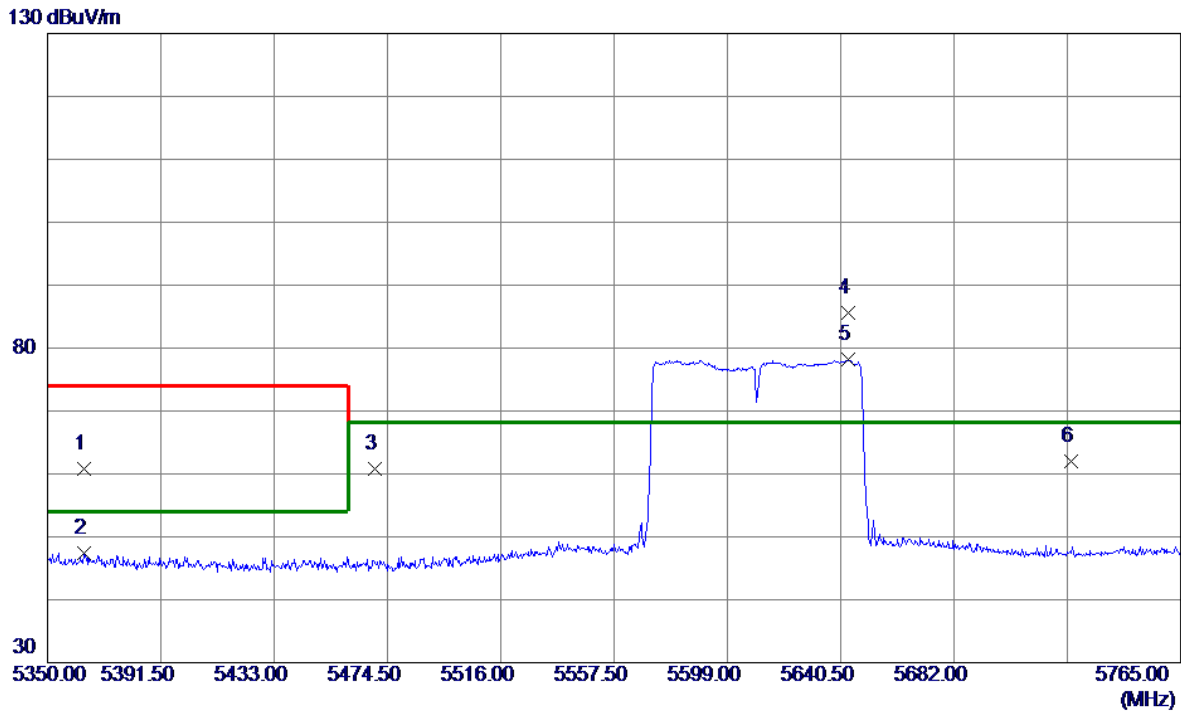


No.	Freq. MHz	Reading Level dBuV/m	Correct Factor dB	Measure ment dBuV/m	Limit dBuV/m	Margin dB	Detector	Comment
1 *	11220.0000	51.42	-8.37	43.05	74.00	-30.95	Peak	

REMARKS:

- (1) Measurement Value = Reading Level + Correct Factor.
- (2) Margin Level = Measurement Value - Limit Value.

Test Mode	UNII-2C_TX AC(VHT80) Mode 5610 MHz	Polarization	Horizontal
-----------	------------------------------------	--------------	------------

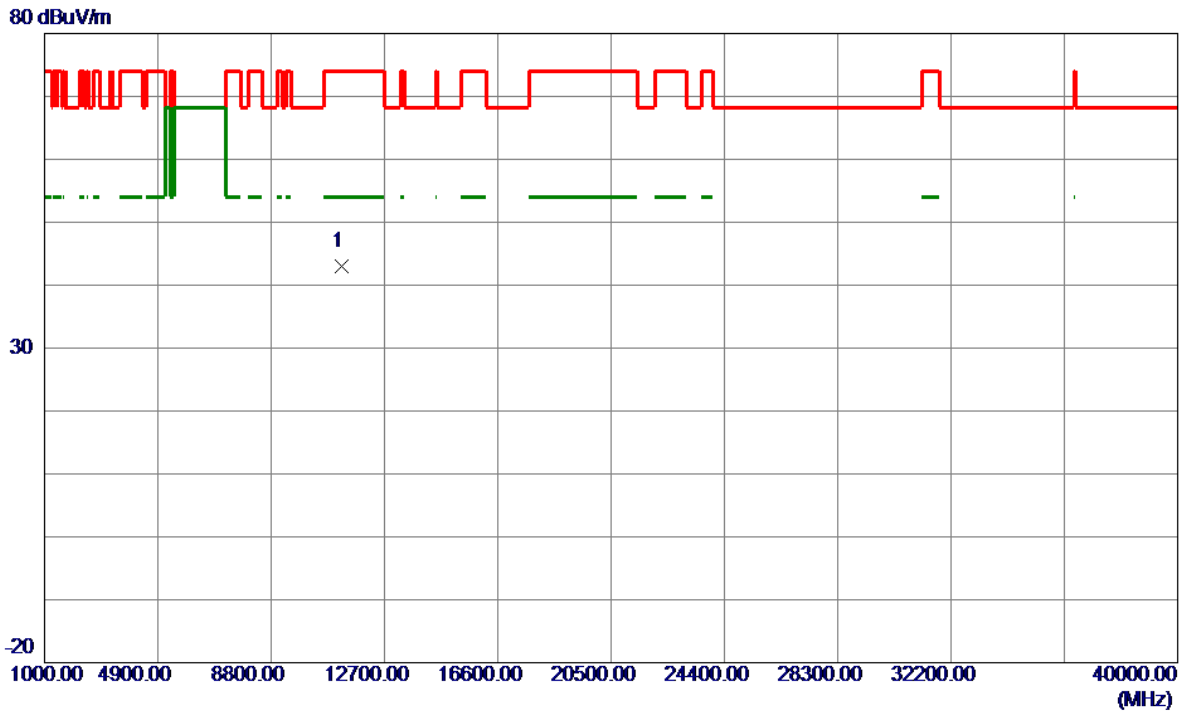


No.	Freq. MHz	Reading Level dBuV/m	Correct Factor dB	Measure ment dBuV/m	Limit dBuV/m	Margin dB	Detector	Comment
1	5363.4880	22.91	37.93	60.84	74.00	-13.16	Peak	
2	5363.4880	9.41	37.93	47.34	54.00	-6.66	AVG	
3	5470.0000	22.70	38.09	60.79	68.20	-7.41	Peak	
4 *	5643.4049	47.26	38.43	85.69	68.20	17.49	Peak	NO limit
5	5643.4049	39.75	38.43	78.18	68.20	9.98	AVG	NO limit
6	5725.0000	23.42	38.56	61.98	68.20	-6.22	Peak	

REMARKS:

- (1) Measurement Value = Reading Level + Correct Factor.
- (2) Margin Level = Measurement Value - Limit Value.

Test Mode	UNII-2C_TX AC(VHT80) Mode 5610 MHz	Polarization	Horizontal
-----------	------------------------------------	--------------	------------

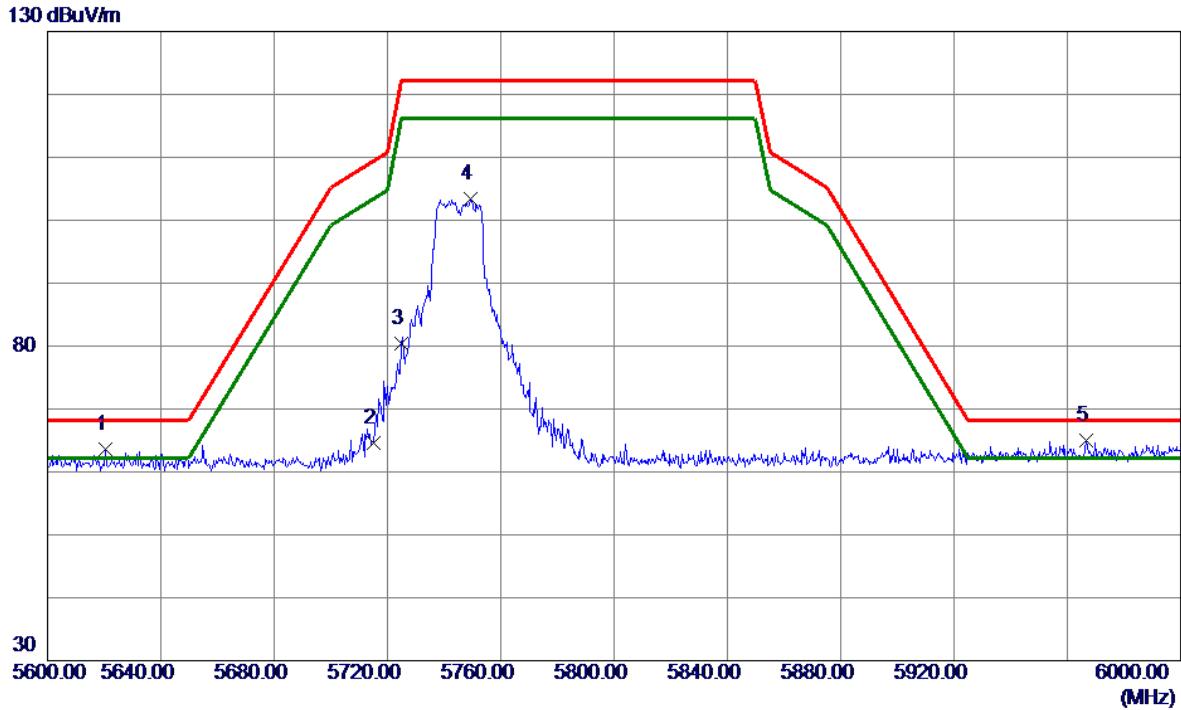


No.	Freq. MHz	Reading Level dBuV/m	Correct Factor dB	Measure ment dBuV/m	Limit dBuV/m	Margin dB	Detector	Comment
1 *	11220.0000	51.39	-8.37	43.02	74.00	-30.98	Peak	

REMARKS:

- (1) Measurement Value = Reading Level + Correct Factor.
- (2) Margin Level = Measurement Value - Limit Value.

Test Mode	UNII-3_TX A Mode 5745 MHz	Polarization	Vertical
-----------	---------------------------	--------------	----------

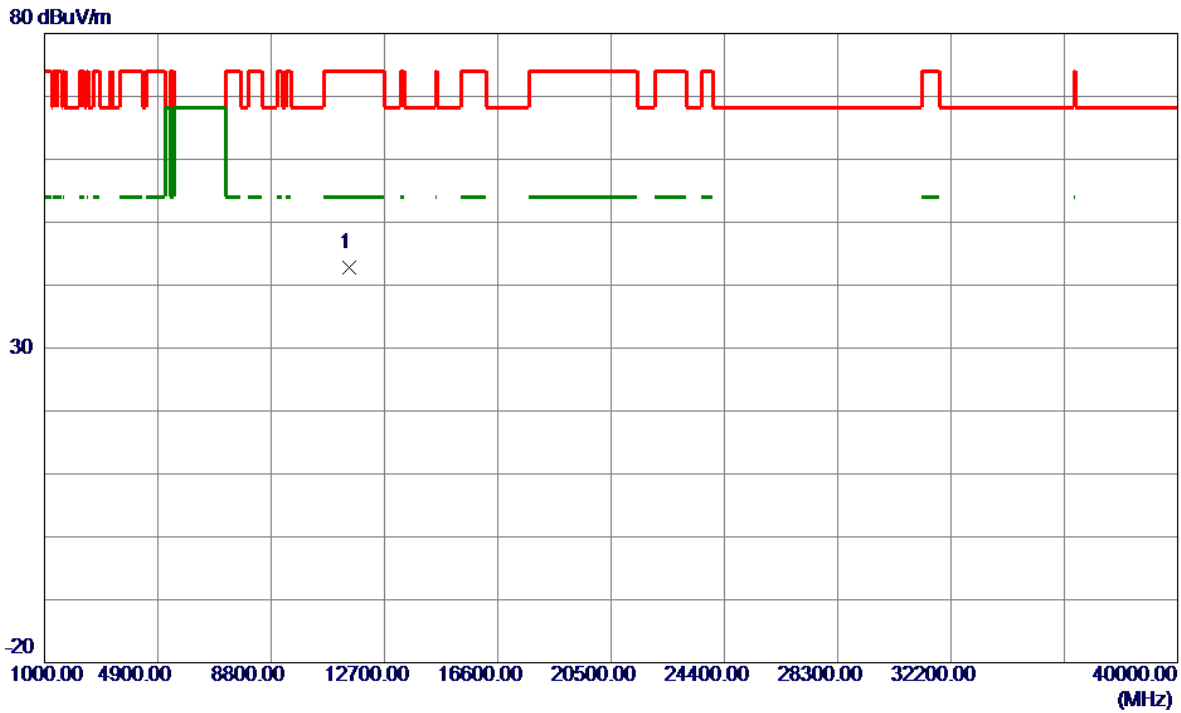


No.	Freq. MHz	Reading Level dBuV/m	Correct Factor dB	Measure ment dBuV/m	Limit dBuV/m	Margin dB	Detector	Comment
1	5620.6000	25.15	38.39	63.54	68.20	-4.66	Peak	
2	5715.0000	25.98	38.55	64.53	109.40	-44.87	Peak	
3	5725.0000	41.78	38.56	80.34	122.20	-41.86	Peak	
4	5749.2000	64.71	38.60	103.31	122.20	-18.89	Peak	
5 *	5966.8000	25.98	39.10	65.08	68.20	-3.12	Peak	

REMARKS:

- (1) Measurement Value = Reading Level + Correct Factor.
- (2) Margin Level = Measurement Value - Limit Value.

Test Mode	UNII-3_TX A Mode 5745 MHz	Polarization	Vertical
-----------	---------------------------	--------------	----------

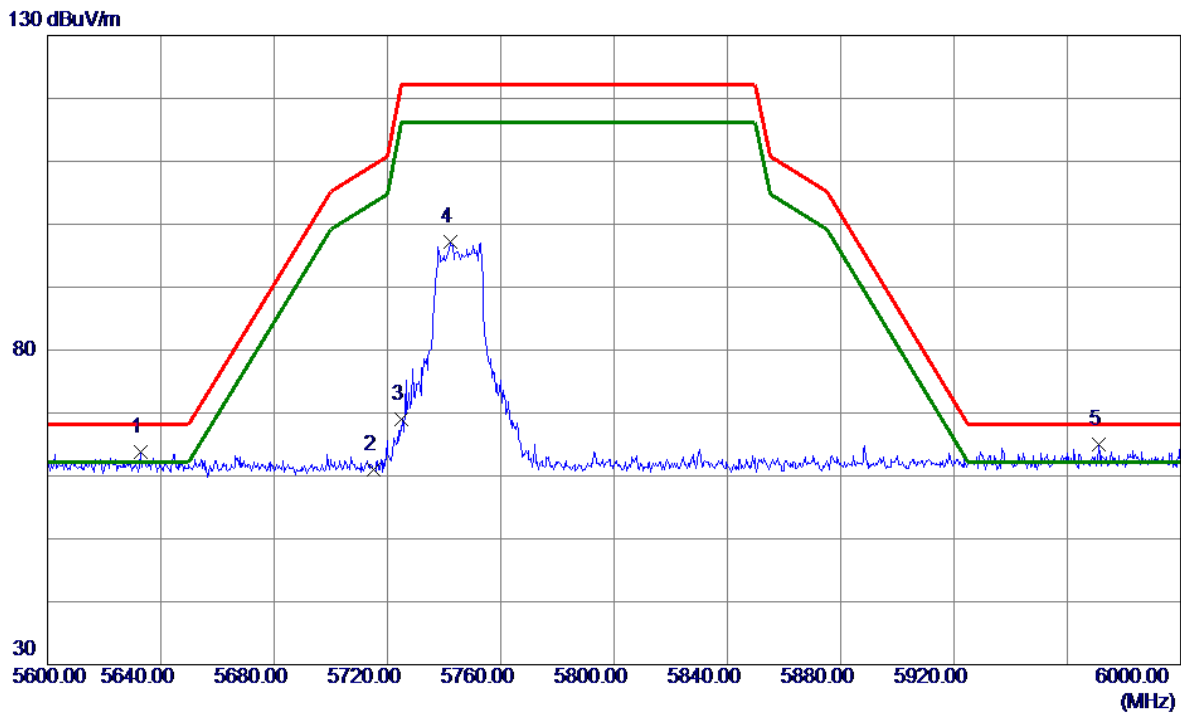


No.	Freq. MHz	Reading Level dBuV/m	Correct Factor dB	Measure ment dBuV/m	Limit dBuV/m	Margin dB	Detector	Comment
1 *	11490.0000	50.80	-8.02	42.78	74.00	-31.22	Peak	

REMARKS:

- (1) Measurement Value = Reading Level + Correct Factor.
- (2) Margin Level = Measurement Value - Limit Value.

Test Mode	UNII-3_TX A Mode 5745 MHz	Polarization	Horizontal
-----------	---------------------------	--------------	------------

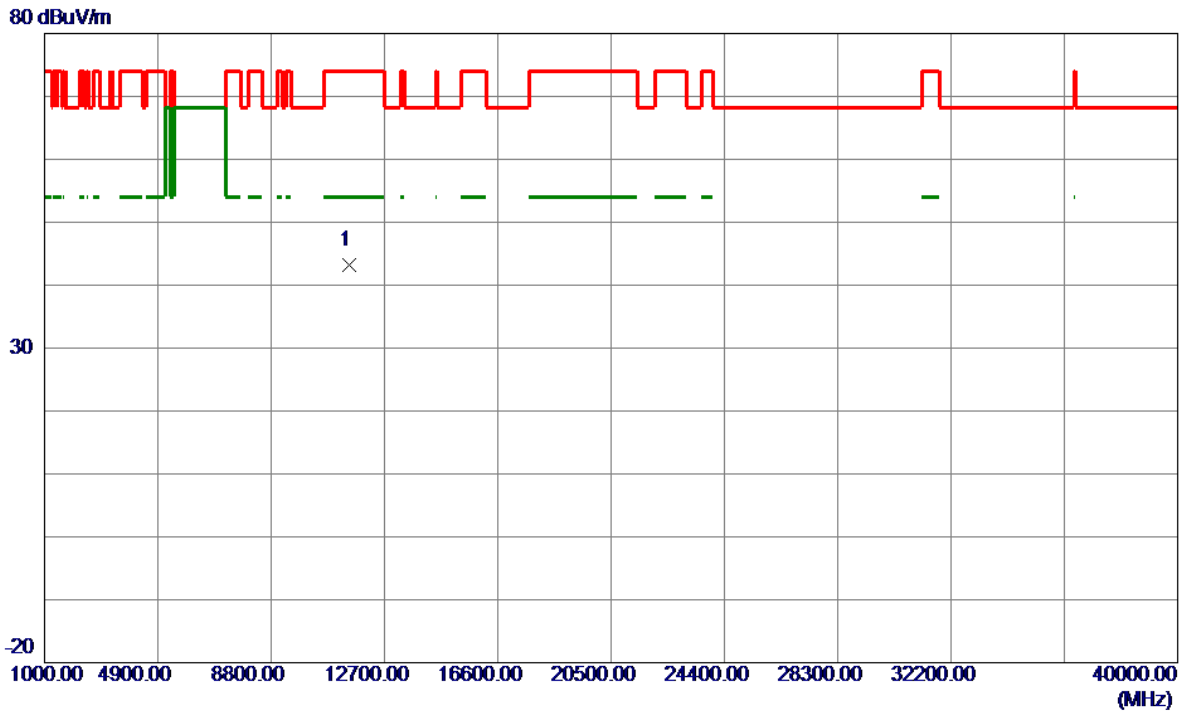


No.	Freq. MHz	Reading Level dBuV/m	Correct Factor dB	Measure ment dBuV/m	Limit dBuV/m	Margin dB	Detector	Comment
1	5632.8000	25.43	38.41	63.84	68.20	-4.36	Peak	
2	5715.0000	22.51	38.55	61.06	109.40	-48.34	Peak	
3	5725.0000	30.40	38.56	68.96	122.20	-53.24	Peak	
4	5742.2000	58.63	38.59	97.22	122.20	-24.98	Peak	
5 *	5971.2000	25.84	39.11	64.95	68.20	-3.25	Peak	

REMARKS:

- (1) Measurement Value = Reading Level + Correct Factor.
- (2) Margin Level = Measurement Value - Limit Value.

Test Mode	UNII-3_TX A Mode 5745 MHz	Polarization	Horizontal
-----------	---------------------------	--------------	------------

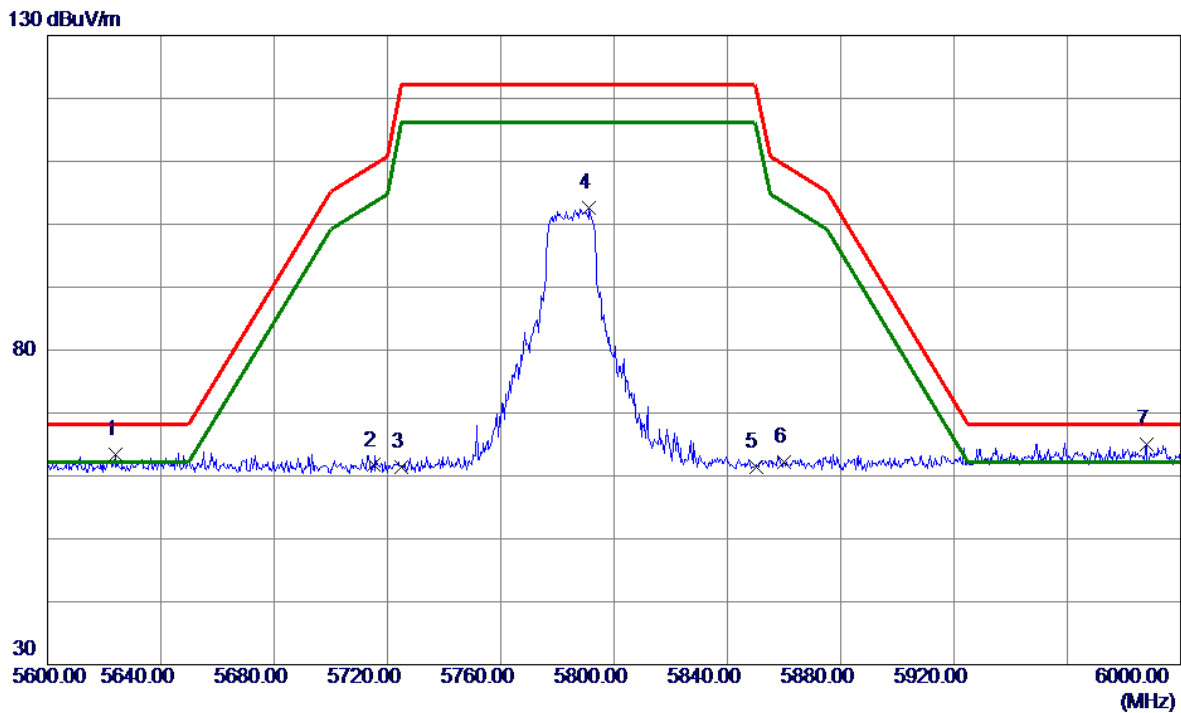


No.	Freq. MHz	Reading Level dBuV/m	Correct Factor dB	Measure ment dBuV/m	Limit dBuV/m	Margin dB	Detector	Comment
1 *	11490.0000	51.15	-8.02	43.13	74.00	-30.87	Peak	

REMARKS:

- (1) Measurement Value = Reading Level + Correct Factor.
- (2) Margin Level = Measurement Value - Limit Value.

Test Mode	UNII-3_TX A Mode 5785 MHz	Polarization	Vertical
-----------	---------------------------	--------------	----------

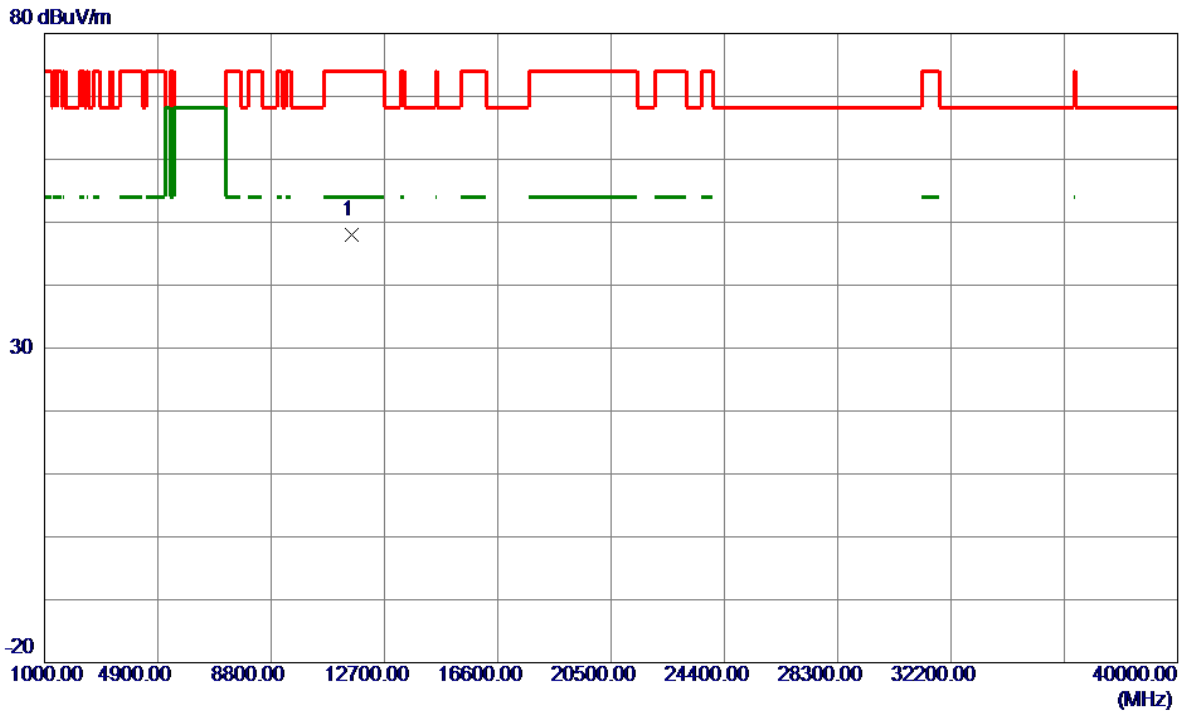


No.	Freq. MHz	Reading Level dBuV/m	Correct Factor dB	Measure ment dBuV/m	Limit dBuV/m	Margin dB	Detector	Comment
1	5623.8000	25.07	38.40	63.47	68.20	-4.73	Peak	
2	5715.0000	23.15	38.55	61.70	109.40	-47.70	Peak	
3	5725.0000	22.90	38.56	61.46	122.20	-60.74	Peak	
4	5791.2000	63.96	38.67	102.63	122.20	-19.57	Peak	
5	5850.0000	22.61	38.81	61.42	122.20	-60.78	Peak	
6	5860.0000	23.40	38.83	62.23	109.40	-47.17	Peak	
7 *	5987.8000	25.87	39.15	65.02	68.20	-3.18	Peak	

REMARKS:

- (1) Measurement Value = Reading Level + Correct Factor.
- (2) Margin Level = Measurement Value - Limit Value.

Test Mode	UNII-3_TX A Mode 5785 MHz	Polarization	Vertical
-----------	---------------------------	--------------	----------

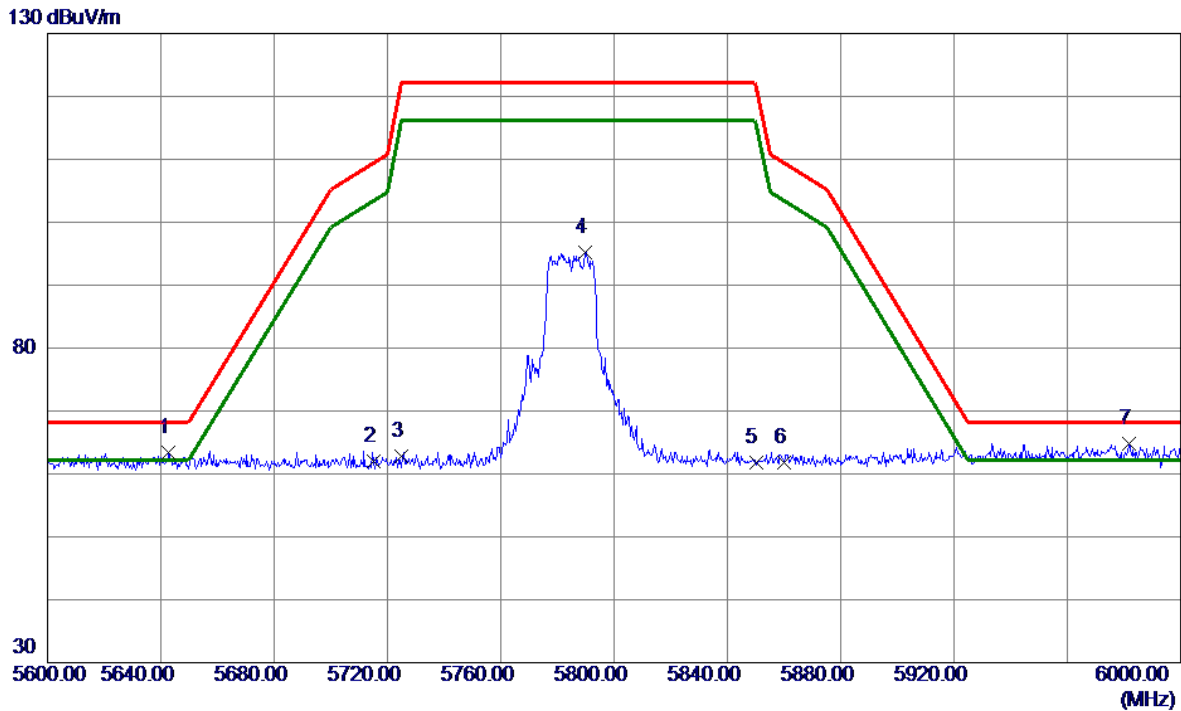


No.	Freq. MHz	Reading Level dBuV/m	Correct Factor dB	Measure ment dBuV/m	Limit dBuV/m	Margin dB	Detector	Comment
1 *	11567.0500	56.06	-7.99	48.07	74.00	-25.93	Peak	

REMARKS:

- (1) Measurement Value = Reading Level + Correct Factor.
- (2) Margin Level = Measurement Value - Limit Value.

Test Mode	UNII-3_TX A Mode 5785 MHz	Polarization	Horizontal
-----------	---------------------------	--------------	------------

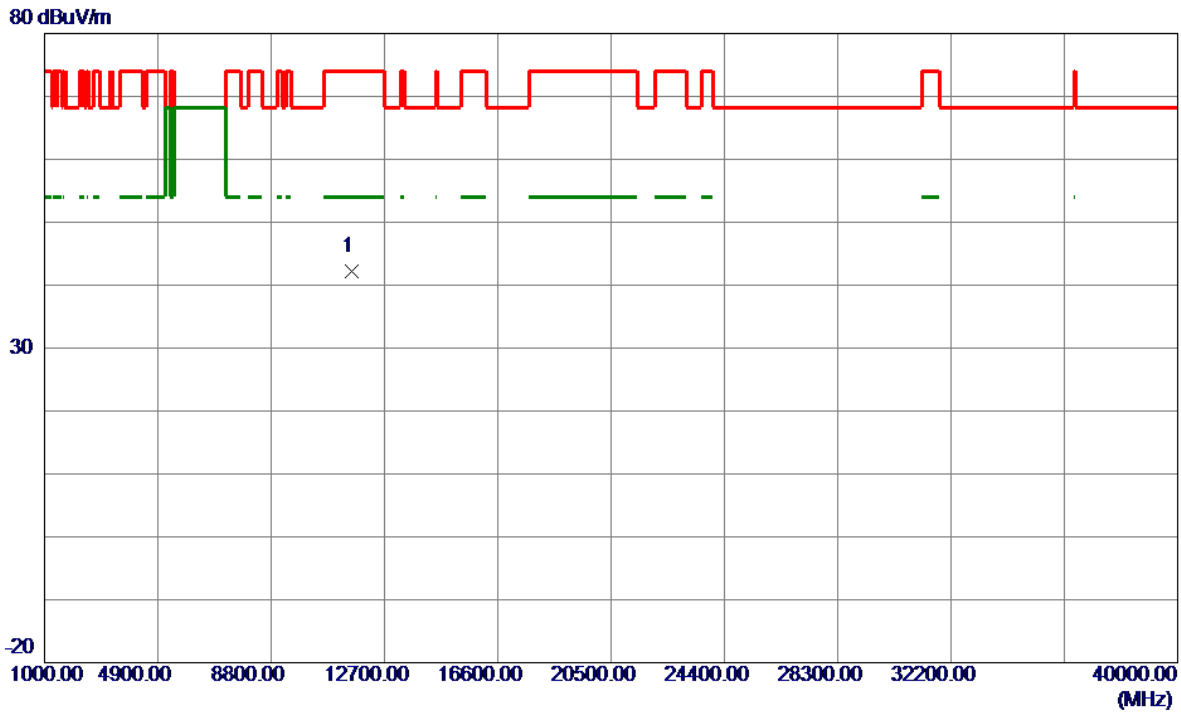


No.	Freq. MHz	Reading Level dBuV/m	Correct Factor dB	Measure ment dBuV/m	Limit dBuV/m	Margin dB	Detector	Comment
1	5642.8000	24.89	38.43	63.32	68.20	-4.88	Peak	
2	5715.0000	23.48	38.55	62.03	109.40	-47.37	Peak	
3	5725.0000	24.23	38.56	62.79	122.20	-59.41	Peak	
4	5789.8000	56.54	38.67	95.21	122.20	-26.99	Peak	
5	5850.0000	23.08	38.81	61.89	122.20	-60.31	Peak	
6	5860.0000	23.06	38.83	61.89	109.40	-47.51	Peak	
7 *	5981.8000	25.67	39.13	64.80	68.20	-3.40	Peak	

REMARKS:

- (1) Measurement Value = Reading Level + Correct Factor.
- (2) Margin Level = Measurement Value - Limit Value.

Test Mode	UNII-3_TX A Mode 5785 MHz	Polarization	Horizontal
-----------	---------------------------	--------------	------------

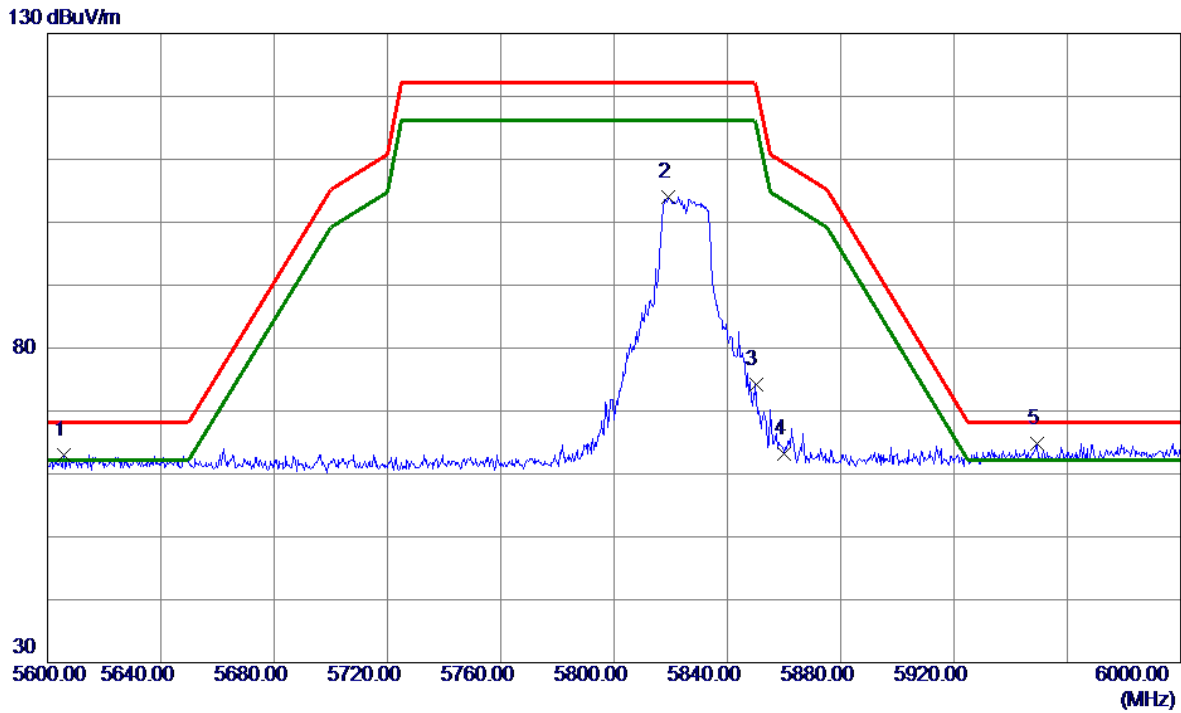


No.	Freq. MHz	Reading Level dBuV/m	Correct Factor dB	Measure ment dBuV/m	Limit dBuV/m	Margin dB	Detector	Comment
1 *	11570.0000	50.24	-7.98	42.26	74.00	-31.74	Peak	

REMARKS:

- (1) Measurement Value = Reading Level + Correct Factor.
- (2) Margin Level = Measurement Value - Limit Value.

Test Mode	UNII-3_TX A Mode 5825 MHz	Polarization	Vertical
-----------	---------------------------	--------------	----------

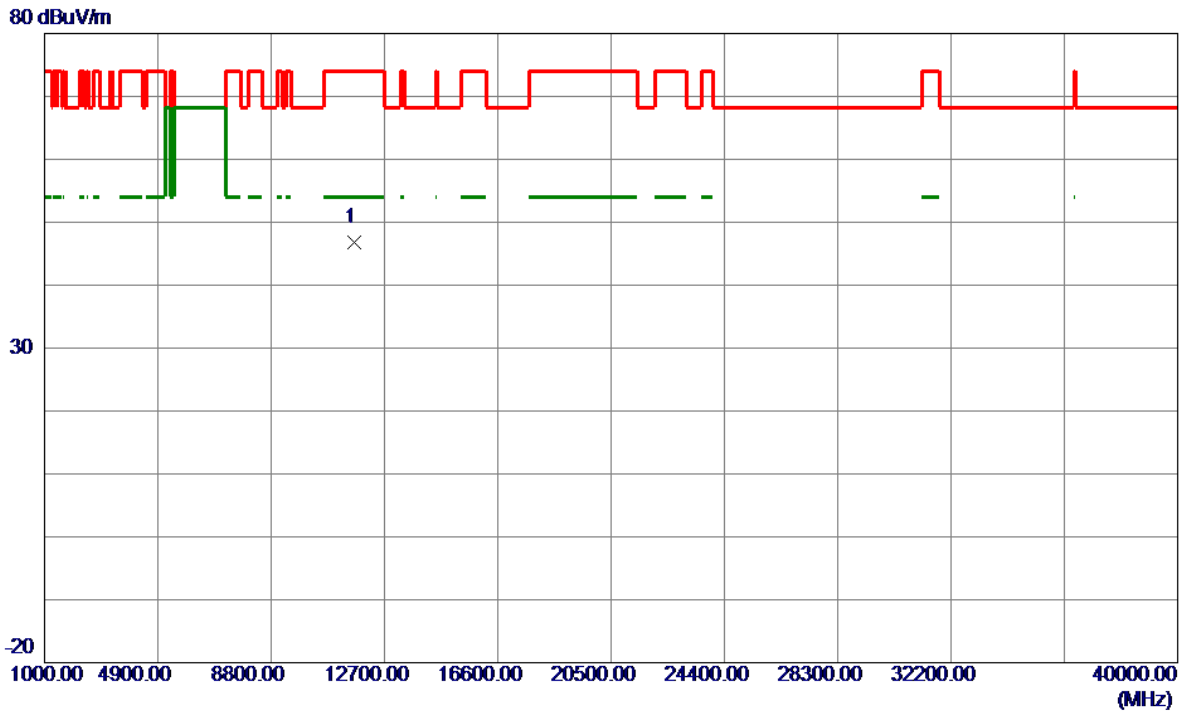


No.	Freq. MHz	Reading Level dBuV/m	Correct Factor dB	Measure ment dBuV/m	Limit dBuV/m	Margin dB	Detector	Comment
1	5605.6000	24.64	38.37	63.01	68.20	-5.19	Peak	
2	5819.2000	65.35	38.73	104.08	122.20	-18.12	Peak	
3	5850.0000	35.32	38.81	74.13	122.20	-48.07	Peak	
4	5860.0000	24.43	38.83	63.26	109.40	-46.14	Peak	
5 *	5949.2000	25.83	39.05	64.88	68.20	-3.32	Peak	

REMARKS:

- (1) Measurement Value = Reading Level + Correct Factor.
- (2) Margin Level = Measurement Value - Limit Value.

Test Mode	UNII-3_TX A Mode 5825 MHz	Polarization	Vertical
-----------	---------------------------	--------------	----------

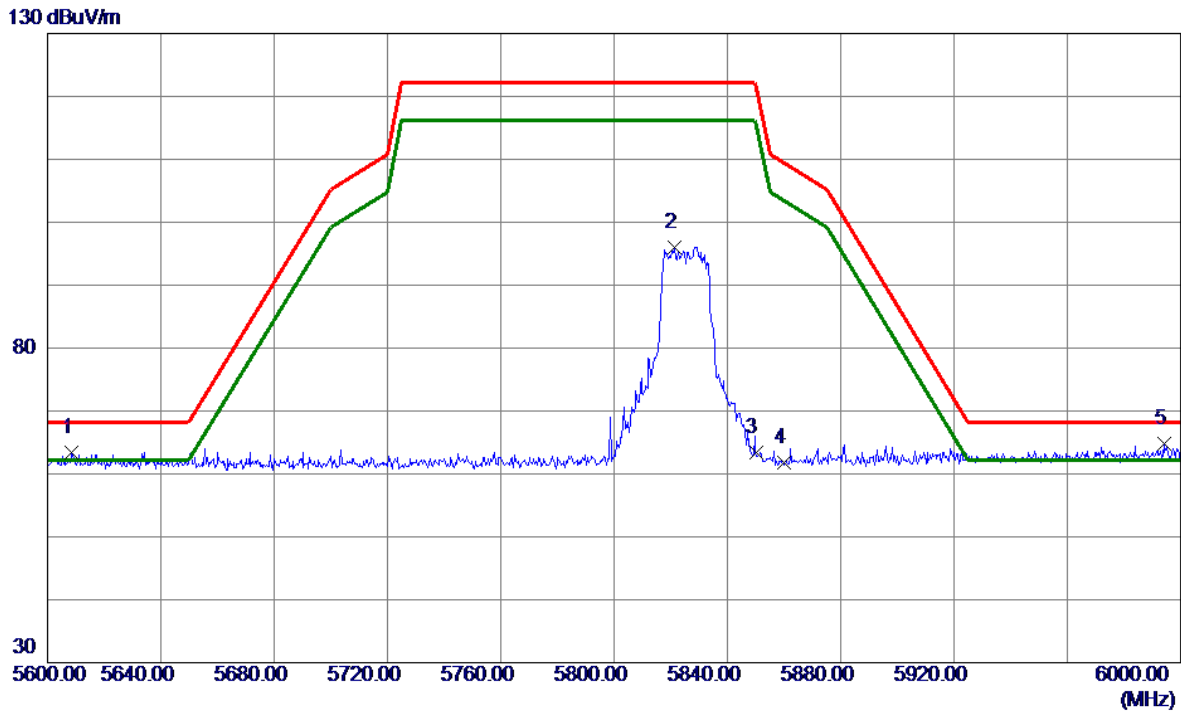


No.	Freq. MHz	Reading Level dBuV/m	Correct Factor dB	Measure ment dBuV/m	Limit dBuV/m	Margin dB	Detector	Comment
1 *	11650.0000	54.94	-8.06	46.88	74.00	-27.12	Peak	

REMARKS:

- (1) Measurement Value = Reading Level + Correct Factor.
- (2) Margin Level = Measurement Value - Limit Value.

Test Mode	UNII-3_TX A Mode 5825 MHz	Polarization	Horizontal
-----------	---------------------------	--------------	------------

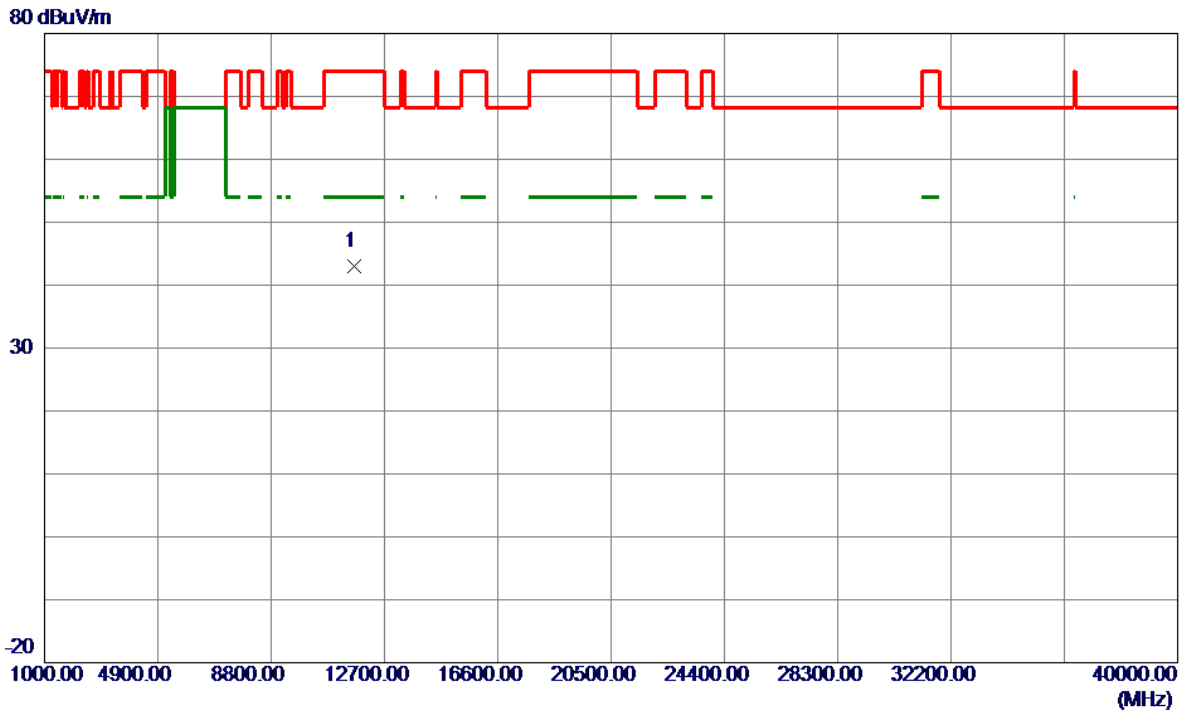


No.	Freq. MHz	Reading Level dBuV/m	Correct Factor dB	Measure ment dBuV/m	Limit dBuV/m	Margin dB	Detector	Comment
1	5608.6000	25.07	38.37	63.44	68.20	-4.76	Peak	
2	5821.4000	57.35	38.74	96.09	122.20	-26.11	Peak	
3	5850.0000	24.55	38.81	63.36	122.20	-58.84	Peak	
4	5860.0000	23.03	38.83	61.86	109.40	-47.54	Peak	
5 *	5994.2000	25.72	39.17	64.89	68.20	-3.31	Peak	

REMARKS:

- (1) Measurement Value = Reading Level + Correct Factor.
- (2) Margin Level = Measurement Value - Limit Value.

Test Mode	UNII-3_TX A Mode 5825 MHz	Polarization	Horizontal
-----------	---------------------------	--------------	------------

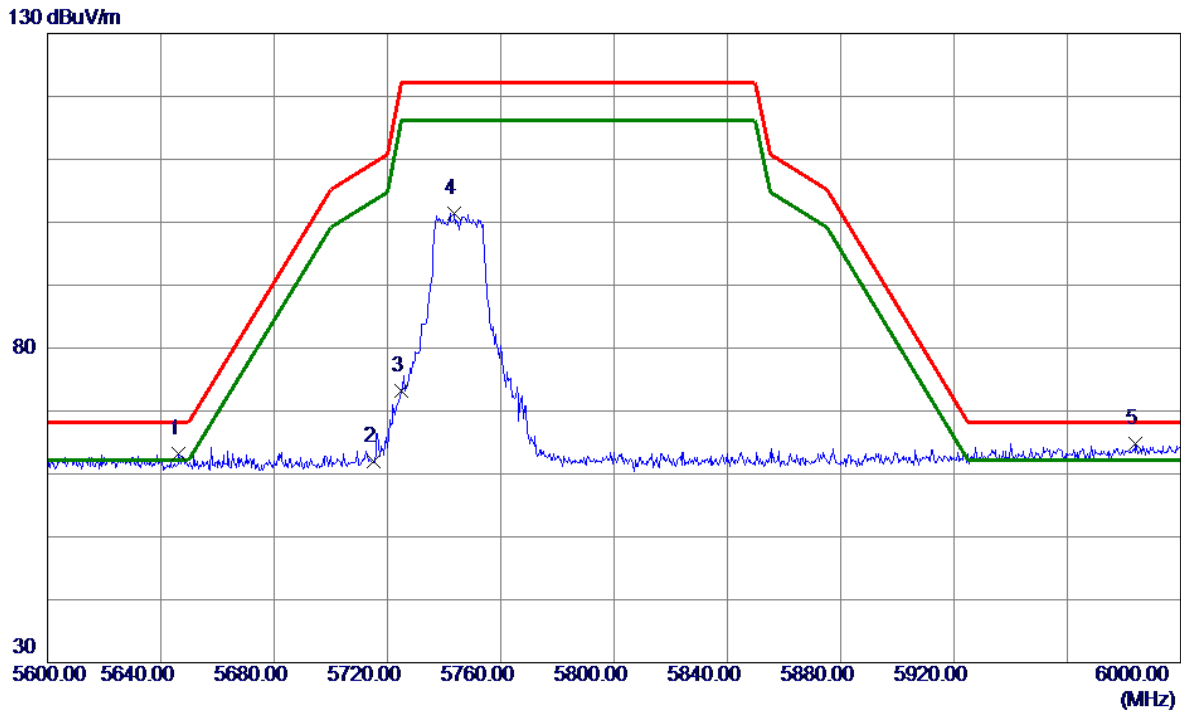


No.	Freq. MHz	Reading Level dBuV/m	Correct Factor dB	Measure ment dBuV/m	Limit dBuV/m	Margin dB	Detector	Comment
1 *	11650.0000	51.14	-8.06	43.08	74.00	-30.92	Peak	

REMARKS:

- (1) Measurement Value = Reading Level + Correct Factor.
- (2) Margin Level = Measurement Value - Limit Value.

Test Mode	UNII-3_TX N(HT20) Mode 5745 MHz	Polarization	Vertical
-----------	---------------------------------	--------------	----------

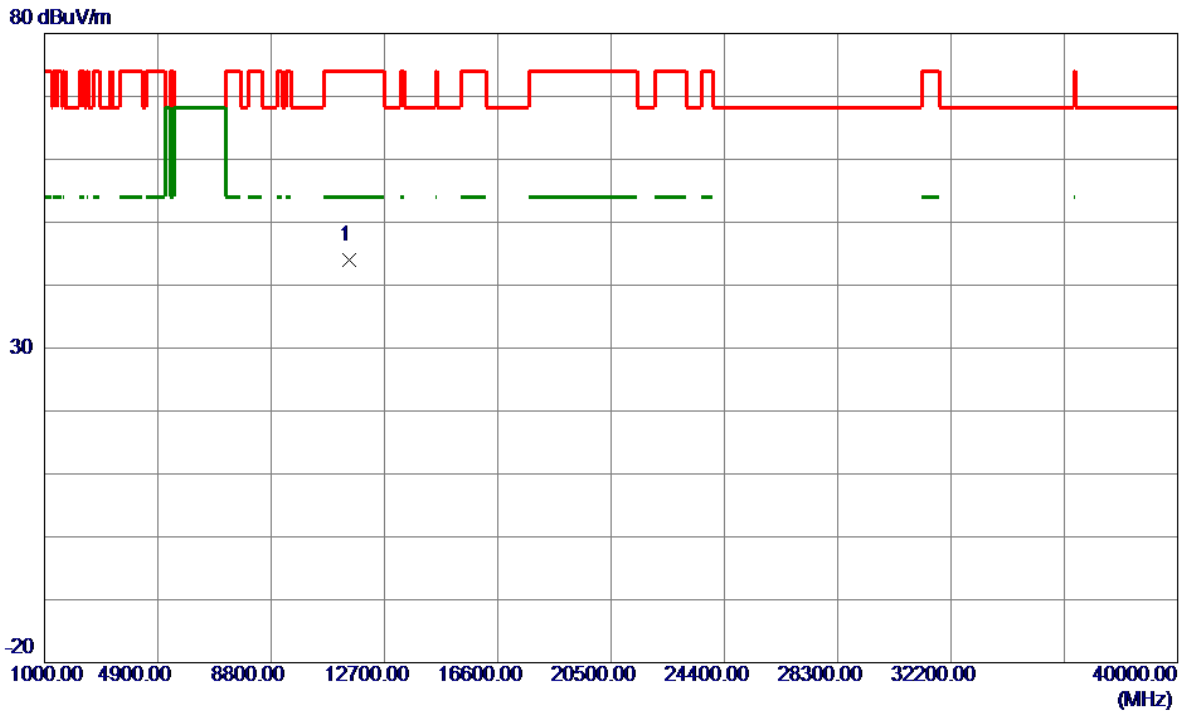


No.	Freq. MHz	Reading Level dBuV/m	Correct Factor dB	Measure ment dBuV/m	Limit dBuV/m	Margin dB	Detector	Comment
1	5646.4000	24.85	38.43	63.28	68.20	-4.92	Peak	
2	5715.0000	23.41	38.55	61.96	109.40	-47.44	Peak	
3	5725.0000	34.64	38.56	73.20	122.20	-49.00	Peak	
4	5743.6000	62.85	38.59	101.44	122.20	-20.76	Peak	
5 *	5984.0000	25.72	39.14	64.86	68.20	-3.34	Peak	

REMARKS:

- (1) Measurement Value = Reading Level + Correct Factor.
- (2) Margin Level = Measurement Value - Limit Value.

Test Mode	UNII-3_TX N(HT20) Mode 5745 MHz	Polarization	Vertical
-----------	---------------------------------	--------------	----------

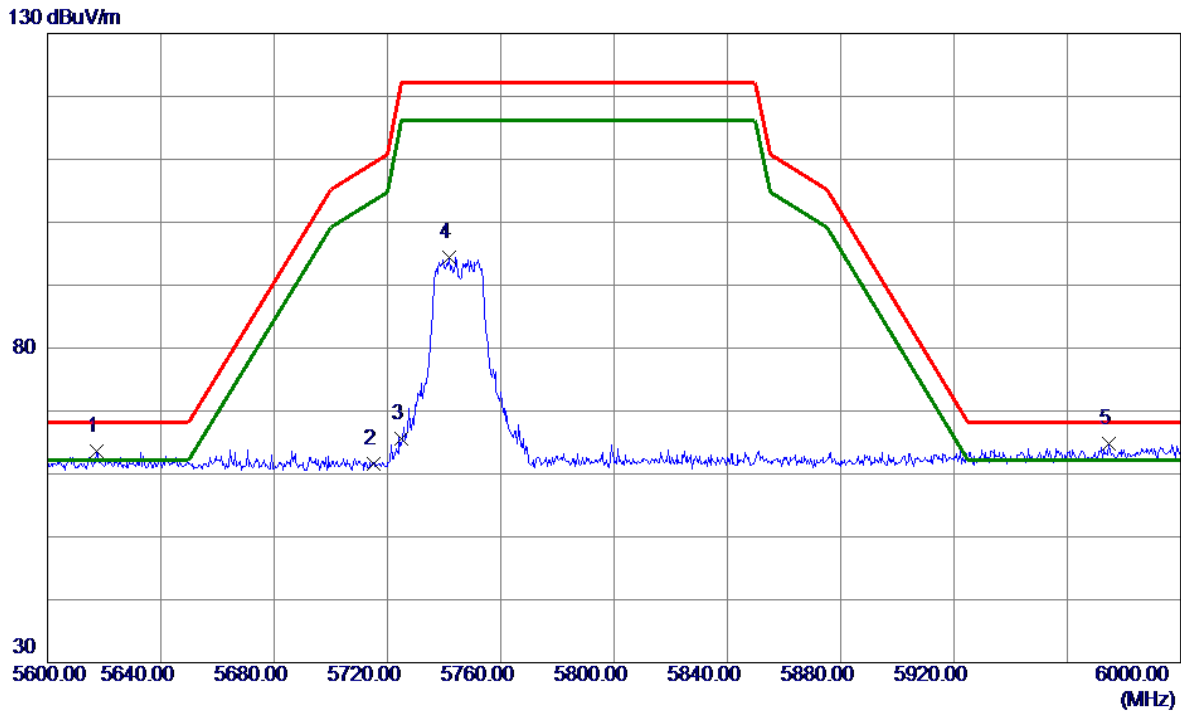


No.	Freq. MHz	Reading Level dBuV/m	Correct Factor dB	Measure ment dBuV/m	Limit dBuV/m	Margin dB	Detector	Comment
1 *	11490.0000	52.08	-8.02	44.06	74.00	-29.94	Peak	

REMARKS:

- (1) Measurement Value = Reading Level + Correct Factor.
- (2) Margin Level = Measurement Value - Limit Value.

Test Mode	UNII-3_TX N(HT20) Mode 5745 MHz	Polarization	Horizontal
-----------	---------------------------------	--------------	------------

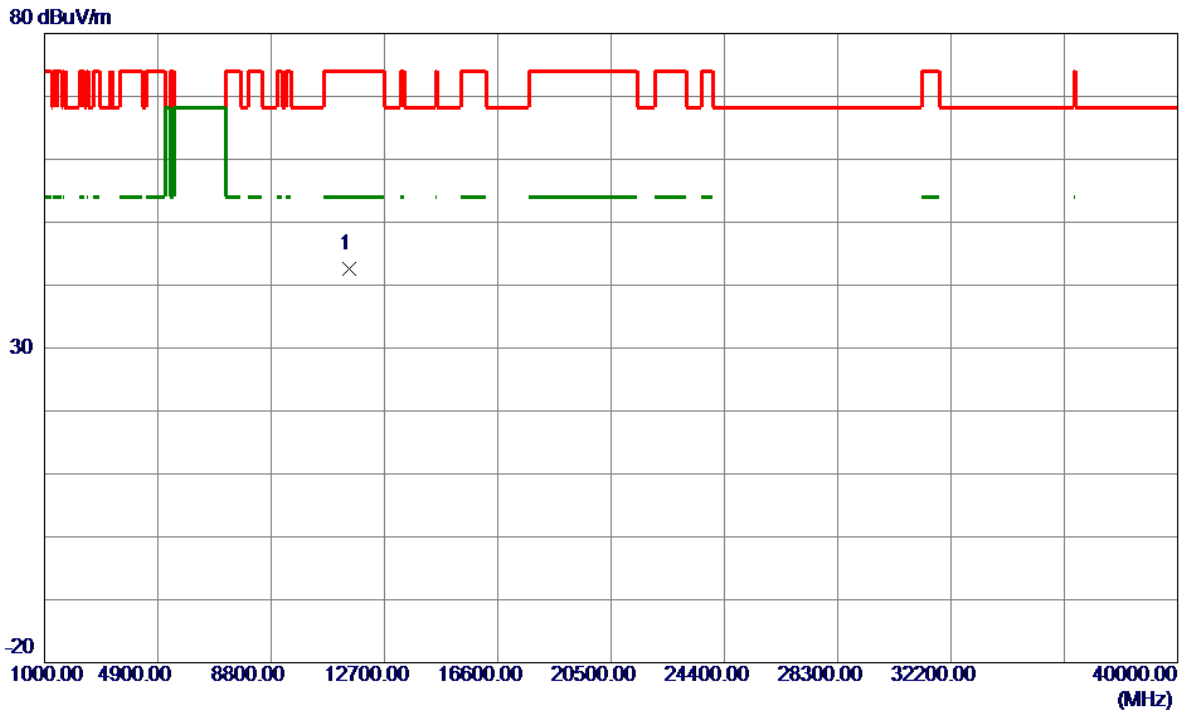


No.	Freq. MHz	Reading Level dBuV/m	Correct Factor dB	Measure ment dBuV/m	Limit dBuV/m	Margin dB	Detector	Comment
1	5617.4000	25.16	38.39	63.55	68.20	-4.65	Peak	
2	5715.0000	23.00	38.55	61.55	109.40	-47.85	Peak	
3	5725.0000	27.02	38.56	65.58	122.20	-56.62	Peak	
4	5741.6000	55.82	38.59	94.41	122.20	-27.79	Peak	
5 *	5974.6000	25.65	39.12	64.77	68.20	-3.43	Peak	

REMARKS:

- (1) Measurement Value = Reading Level + Correct Factor.
- (2) Margin Level = Measurement Value - Limit Value.

Test Mode	UNII-3_TX N(HT20) Mode 5745 MHz	Polarization	Horizontal
-----------	---------------------------------	--------------	------------

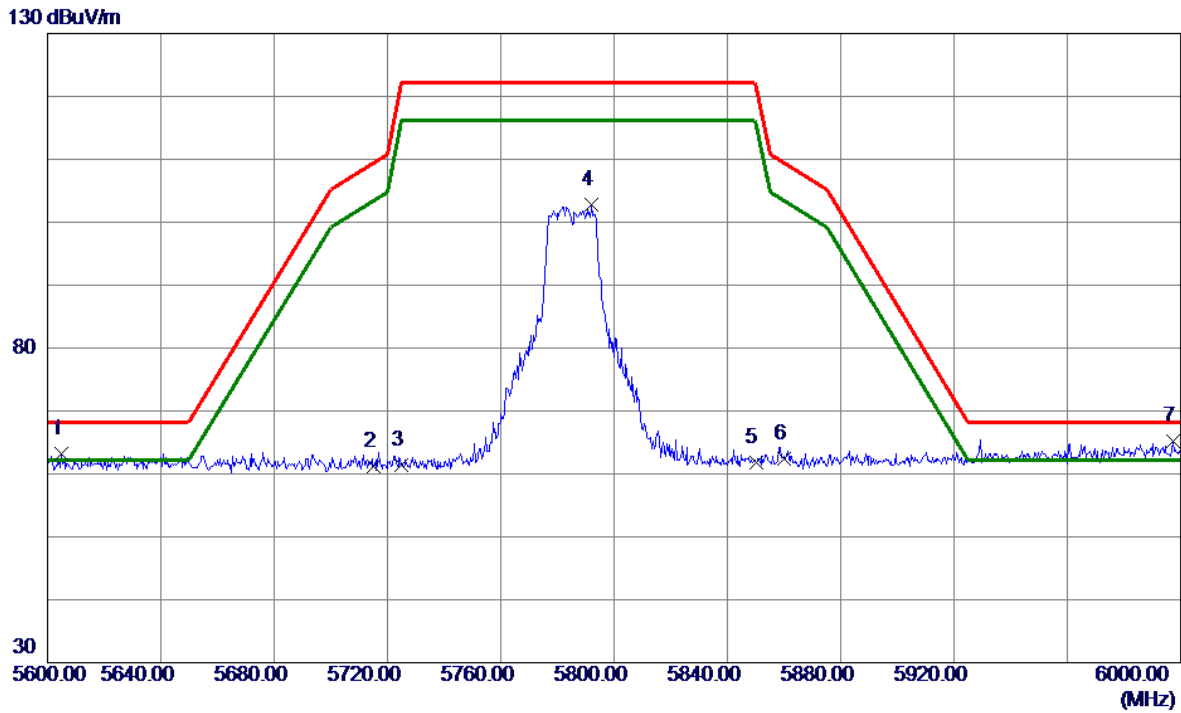


No.	Freq. MHz	Reading Level dBuV/m	Correct Factor dB	Measure ment dBuV/m	Limit dBuV/m	Margin dB	Detector	Comment
1 *	11490.0000	50.58	-8.02	42.56	74.00	-31.44	Peak	

REMARKS:

- (1) Measurement Value = Reading Level + Correct Factor.
- (2) Margin Level = Measurement Value - Limit Value.

Test Mode	UNII-3_TX N(HT20) Mode 5785 MHz	Polarization	Vertical
-----------	---------------------------------	--------------	----------

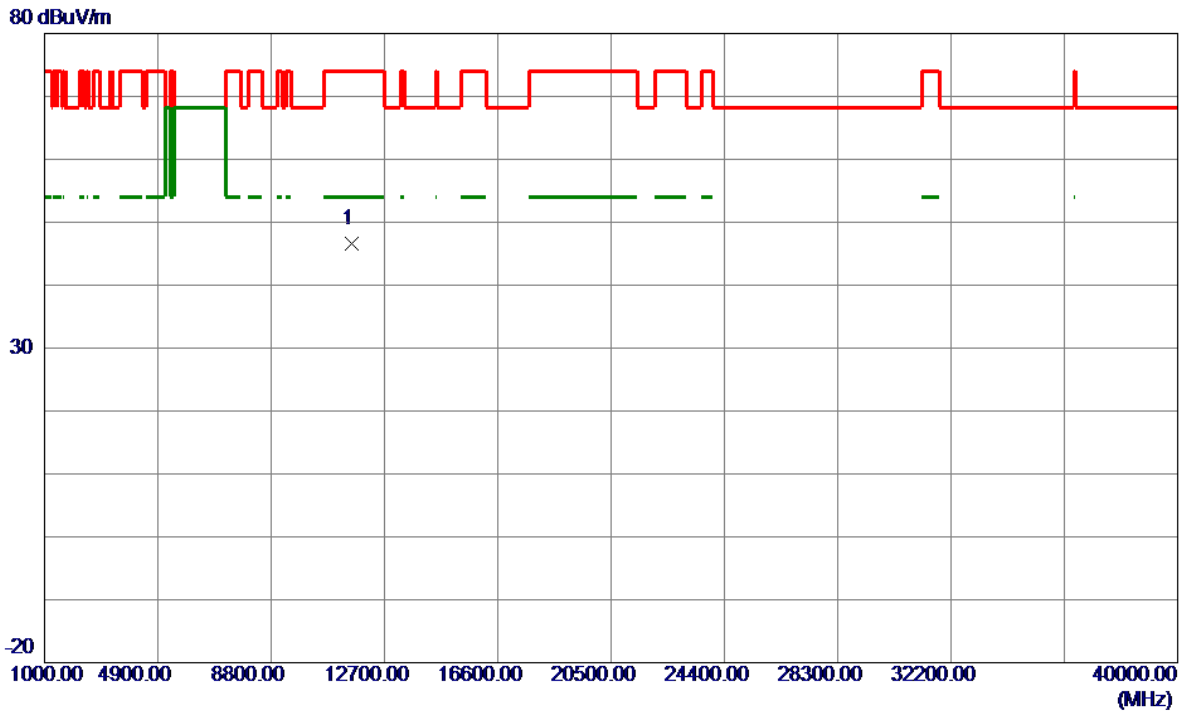


No.	Freq. MHz	Reading Level dBuV/m	Correct Factor dB	Measure ment dBuV/m	Limit dBuV/m	Margin dB	Detector	Comment
1	5605.0000	24.90	38.37	63.27	68.20	-4.93	Peak	
2	5715.0000	22.73	38.55	61.28	109.40	-48.12	Peak	
3	5725.0000	22.82	38.56	61.38	122.20	-60.82	Peak	
4	5792.0000	64.14	38.67	102.81	122.20	-19.39	Peak	
5	5850.0000	22.94	38.81	61.75	122.20	-60.45	Peak	
6	5860.0000	23.64	38.83	62.47	109.40	-46.93	Peak	
7 *	5997.2000	26.03	39.17	65.20	68.20	-3.00	Peak	

REMARKS:

- (1) Measurement Value = Reading Level + Correct Factor.
- (2) Margin Level = Measurement Value - Limit Value.

Test Mode	UNII-3_TX N(HT20) Mode 5785 MHz	Polarization	Vertical
-----------	---------------------------------	--------------	----------

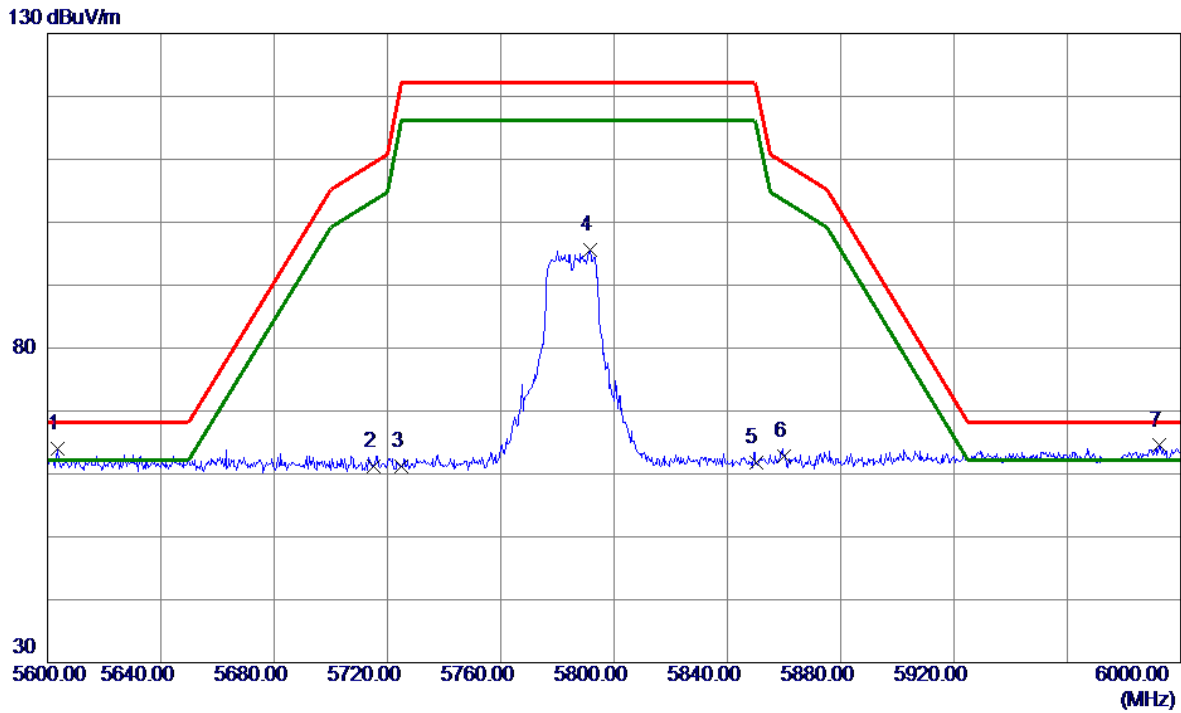


No.	Freq. MHz	Reading Level dBuV/m	Correct Factor dB	Measure ment dBuV/m	Limit dBuV/m	Margin dB	Detector	Comment
1 *	11570.0000	54.49	-7.98	46.51	74.00	-27.49	Peak	

REMARKS:

- (1) Measurement Value = Reading Level + Correct Factor.
- (2) Margin Level = Measurement Value - Limit Value.

Test Mode	UNII-3_TX N(HT20) Mode 5785 MHz	Polarization	Horizontal
-----------	---------------------------------	--------------	------------

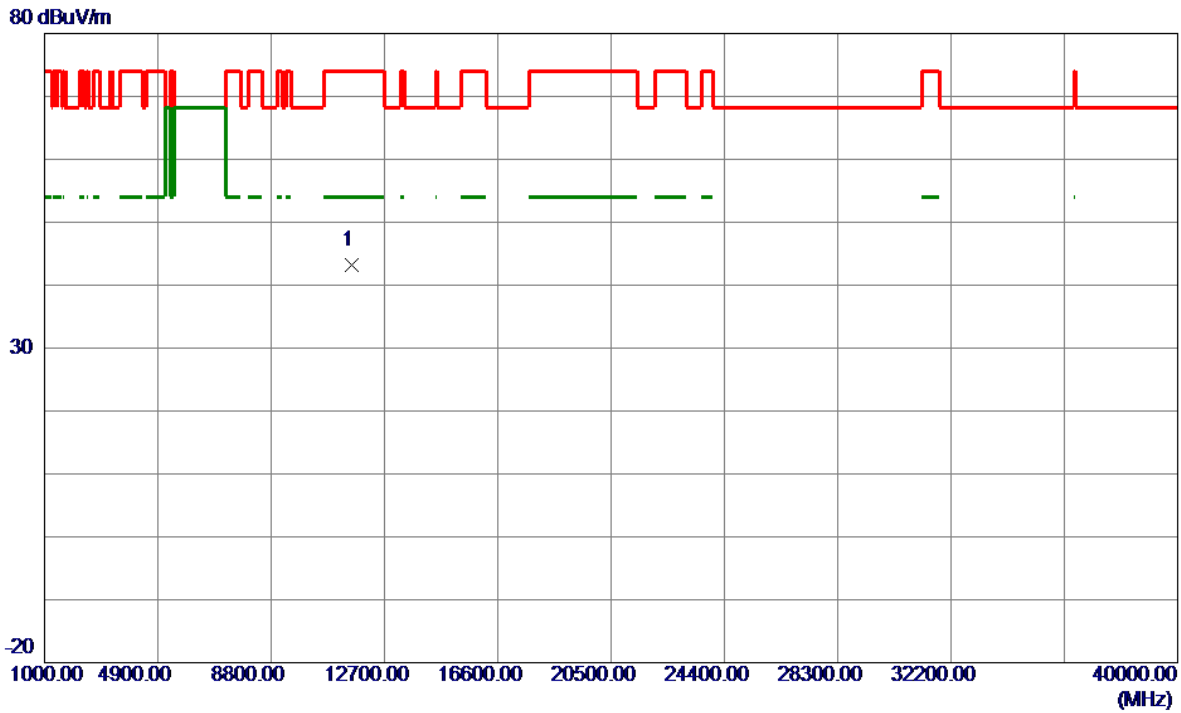


No.	Freq. MHz	Reading Level dBuV/m	Correct Factor dB	Measure ment dBuV/m	Limit dBuV/m	Margin dB	Detector	Comment
1	5603.4000	25.67	38.36	64.03	68.20	-4.17	Peak	
2	5715.0000	22.62	38.55	61.17	109.40	-48.23	Peak	
3	5725.0000	22.65	38.56	61.21	122.20	-60.99	Peak	
4	5791.4000	56.95	38.67	95.62	122.20	-26.58	Peak	
5	5850.0000	23.00	38.81	61.81	122.20	-60.39	Peak	
6	5860.0000	23.97	38.83	62.80	109.40	-46.60	Peak	
7 *	5992.6000	25.34	39.16	64.50	68.20	-3.70	Peak	

REMARKS:

- (1) Measurement Value = Reading Level + Correct Factor.
- (2) Margin Level = Measurement Value - Limit Value.

Test Mode	UNII-3_TX N(HT20) Mode 5785 MHz	Polarization	Horizontal
-----------	---------------------------------	--------------	------------

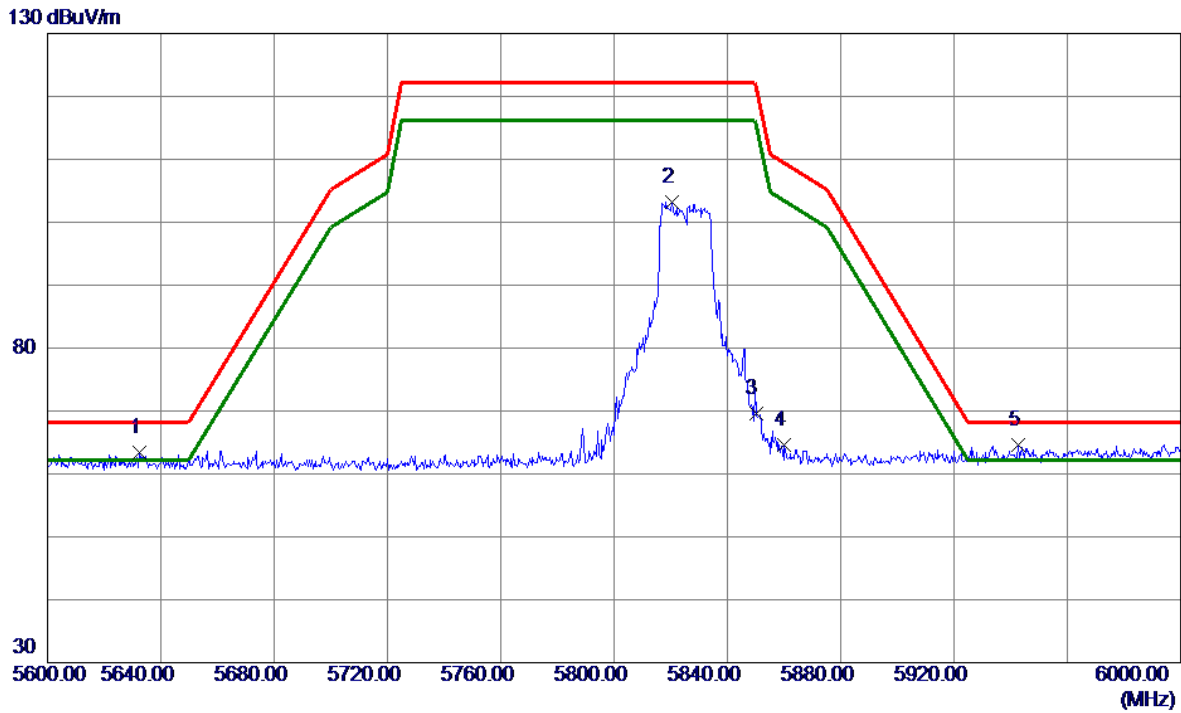


No.	Freq. MHz	Reading Level dBuV/m	Correct Factor dB	Measure ment dBuV/m	Limit dBuV/m	Margin dB	Detector	Comment
1 *	11570.0000	51.24	-7.98	43.26	74.00	-30.74	Peak	

REMARKS:

- (1) Measurement Value = Reading Level + Correct Factor.
- (2) Margin Level = Measurement Value - Limit Value.

Test Mode	UNII-3_TX N(HT20) Mode 5825 MHz	Polarization	Vertical
-----------	---------------------------------	--------------	----------

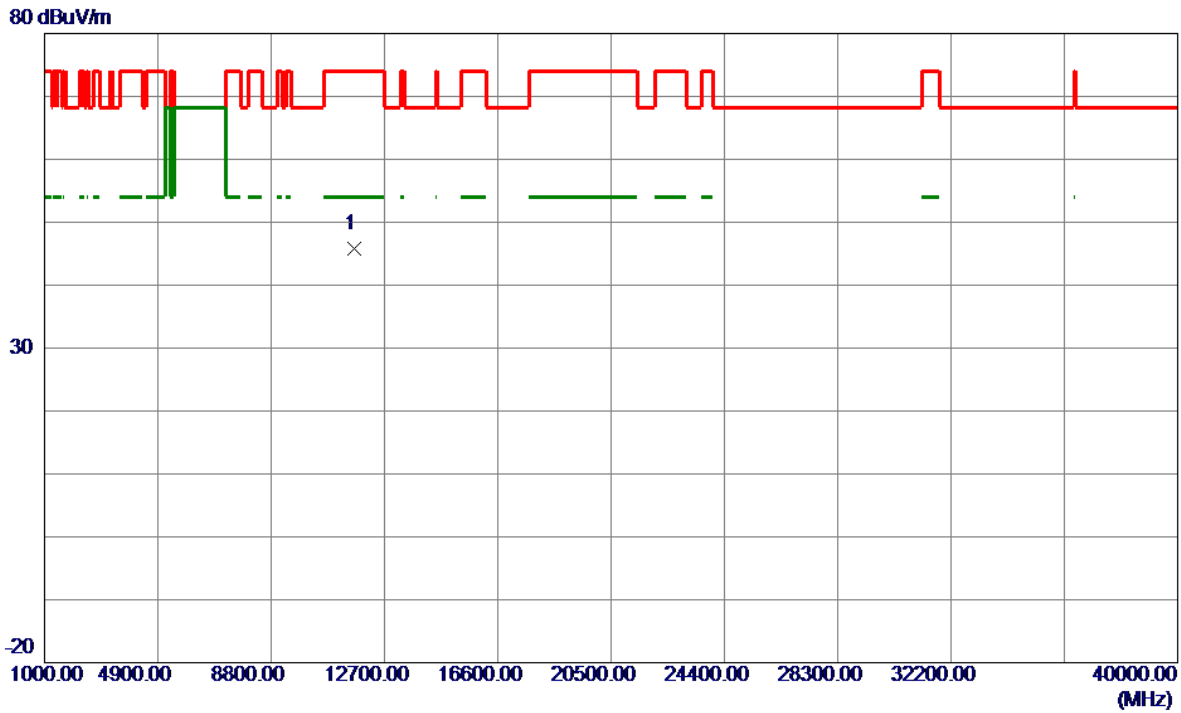


No.	Freq. MHz	Reading Level dBuV/m	Correct Factor dB	Measure ment dBuV/m	Limit dBuV/m	Margin dB	Detector	Comment
1	5632.6000	24.90	38.41	63.31	68.20	-4.89	Peak	
2	5820.6000	64.51	38.73	103.24	122.20	-18.96	Peak	
3	5850.0000	30.70	38.81	69.51	122.20	-52.69	Peak	
4	5860.0000	25.70	38.83	64.53	109.40	-44.87	Peak	
5 *	5942.6000	25.57	39.04	64.61	68.20	-3.59	Peak	

REMARKS:

- (1) Measurement Value = Reading Level + Correct Factor.
- (2) Margin Level = Measurement Value - Limit Value.

Test Mode	UNII-3_TX N(HT20) Mode 5825 MHz	Polarization	Vertical
-----------	---------------------------------	--------------	----------

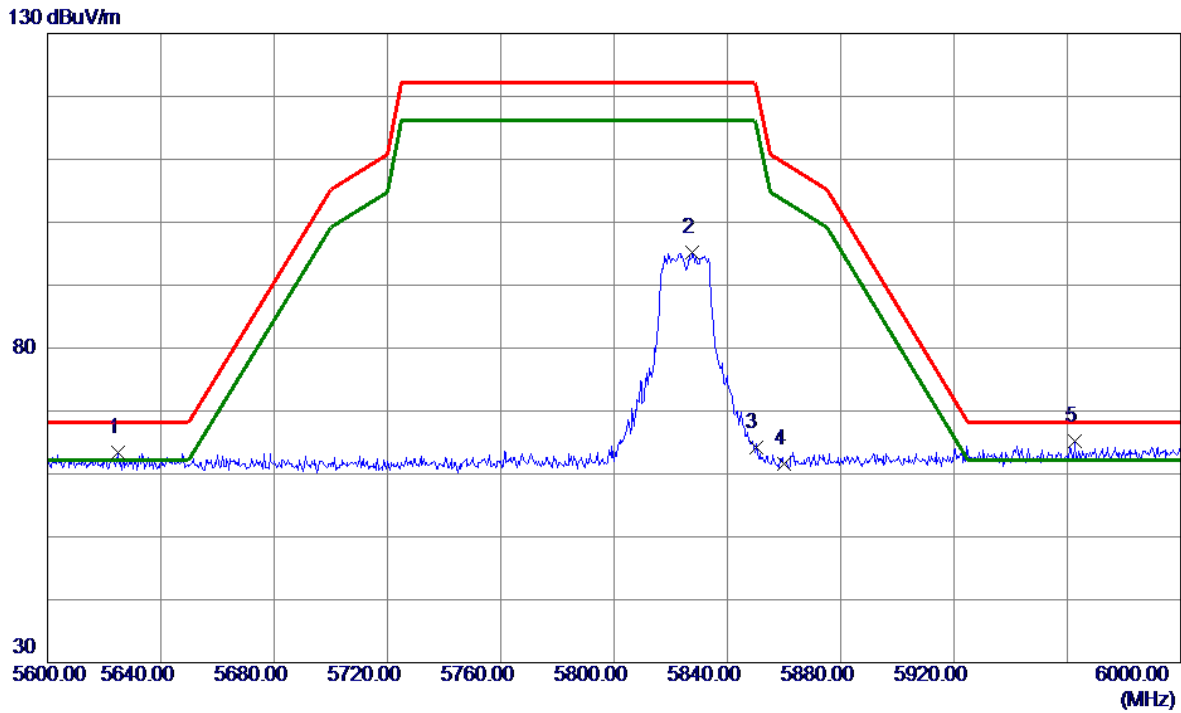


No.	Freq. MHz	Reading Level dBuV/m	Correct Factor dB	Measure ment dBuV/m	Limit dBuV/m	Margin dB	Detector	Comment
1 *	11647.0000	53.89	-8.05	45.84	74.00	-28.16	Peak	

REMARKS:

- (1) Measurement Value = Reading Level + Correct Factor.
- (2) Margin Level = Measurement Value - Limit Value.

Test Mode	UNII-3_TX N(HT20) Mode 5825 MHz	Polarization	Horizontal
-----------	---------------------------------	--------------	------------

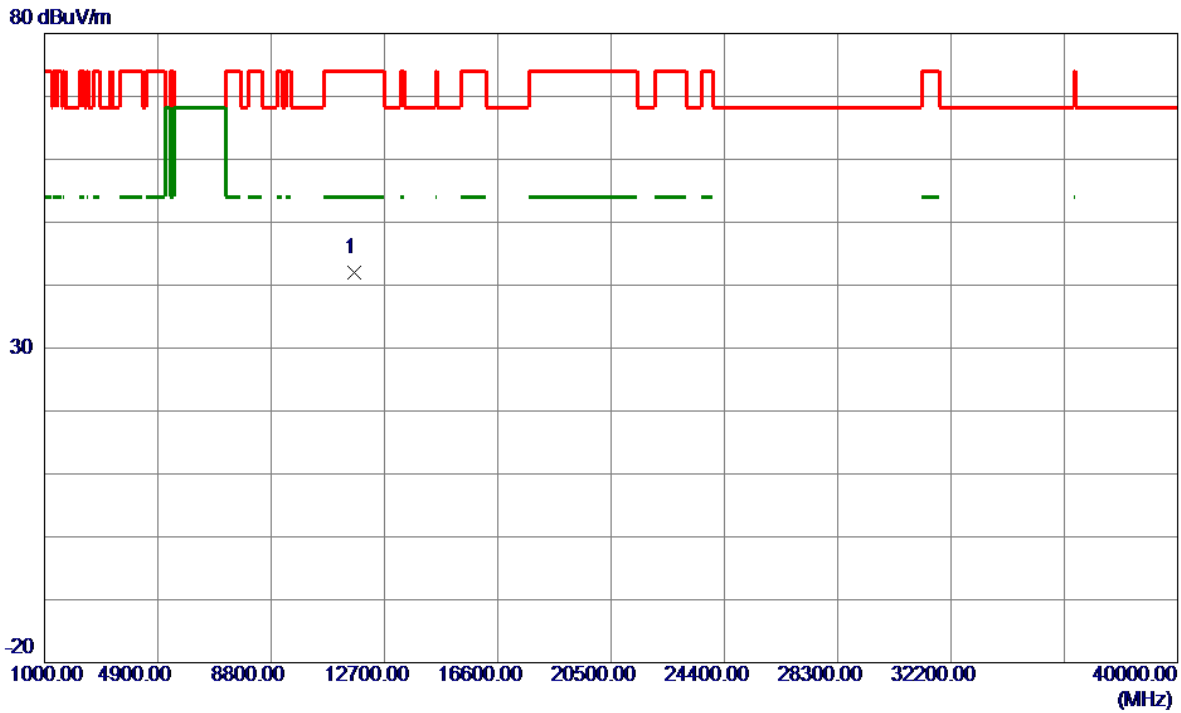


No.	Freq. MHz	Reading Level dBuV/m	Correct Factor dB	Measure ment dBuV/m	Limit dBuV/m	Margin dB	Detector	Comment
1	5625.0000	25.01	38.40	63.41	68.20	-4.79	Peak	
2	5827.6000	56.51	38.75	95.26	122.20	-26.94	Peak	
3	5850.0000	25.34	38.81	64.15	122.20	-58.05	Peak	
4	5860.0000	22.80	38.83	61.63	109.40	-47.77	Peak	
5 *	5962.8000	26.03	39.09	65.12	68.20	-3.08	Peak	

REMARKS:

- (1) Measurement Value = Reading Level + Correct Factor.
- (2) Margin Level = Measurement Value - Limit Value.

Test Mode	UNII-3_TX N(HT20) Mode 5825 MHz	Polarization	Horizontal
-----------	---------------------------------	--------------	------------

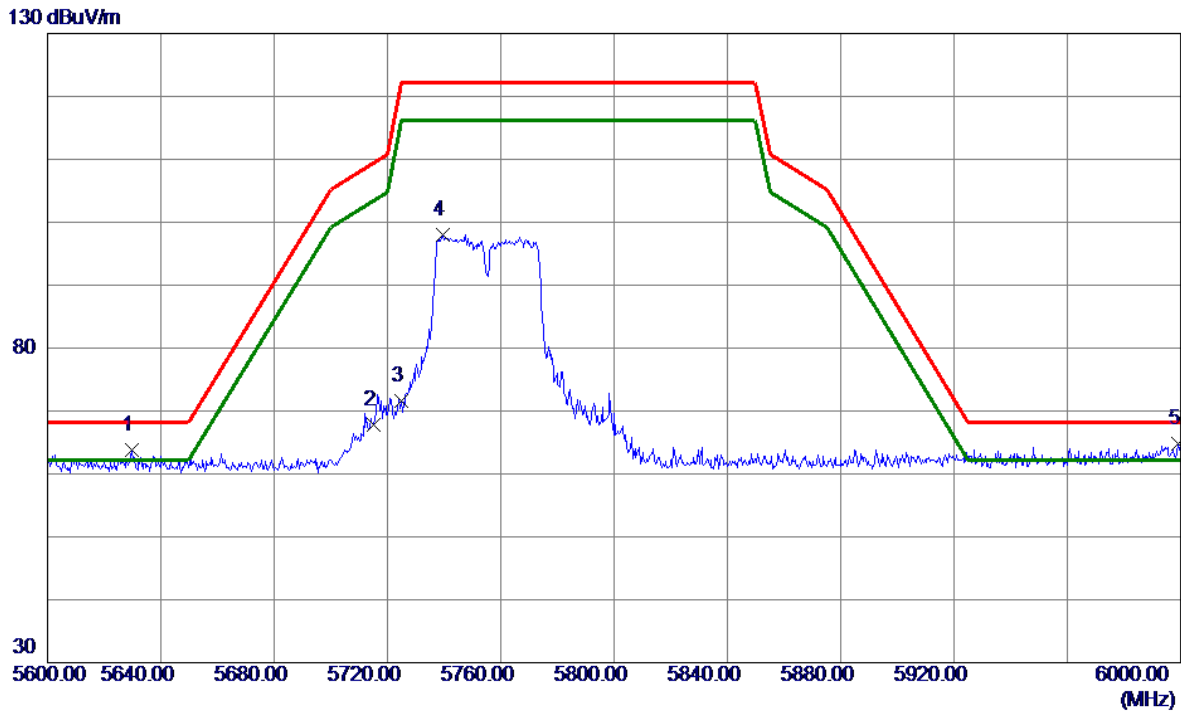


No.	Freq. MHz	Reading Level dBuV/m	Correct Factor dB	Measure ment dBuV/m	Limit dBuV/m	Margin dB	Detector	Comment
1 *	11650.0000	50.14	-8.06	42.08	74.00	-31.92	Peak	

REMARKS:

- (1) Measurement Value = Reading Level + Correct Factor.
- (2) Margin Level = Measurement Value - Limit Value.

Test Mode	UNII-3_TX N(HT40) Mode 5755 MHz	Polarization	Vertical
-----------	---------------------------------	--------------	----------

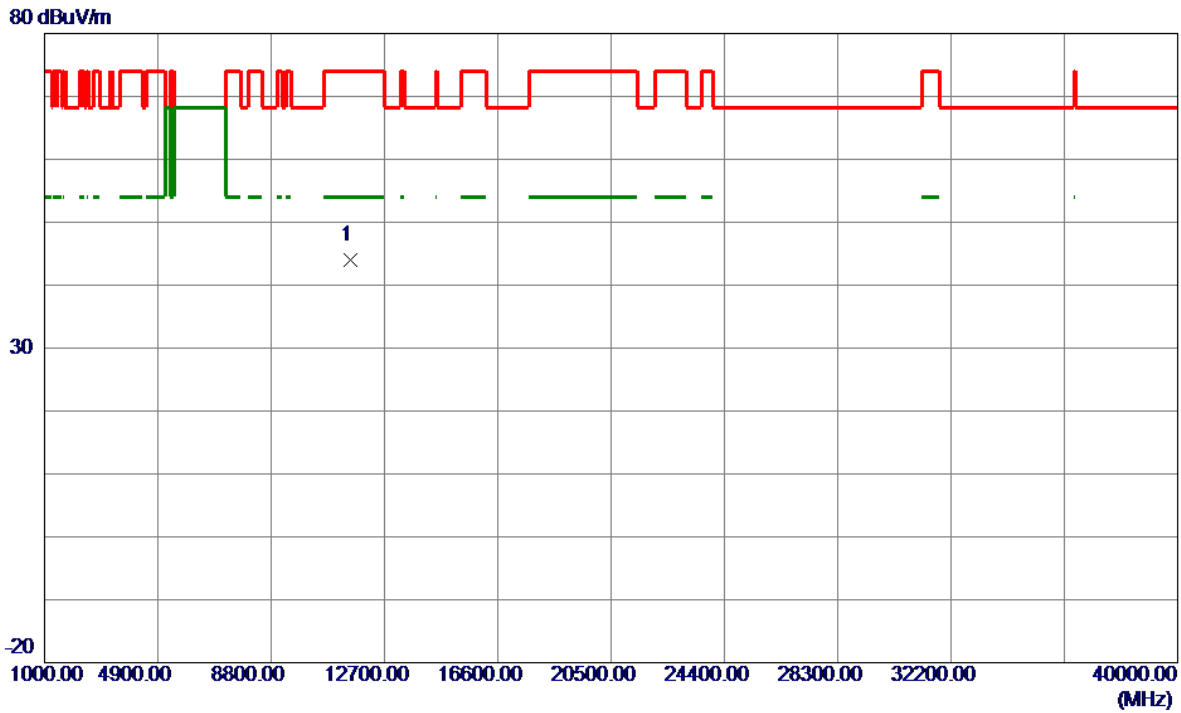


No.	Freq. MHz	Reading Level dBuV/m	Correct Factor dB	Measure ment dBuV/m	Limit dBuV/m	Margin dB	Detector	Comment
1	5629.6000	25.39	38.41	63.80	68.20	-4.40	Peak	
2	5715.0000	29.27	38.55	67.82	109.40	-41.58	Peak	
3	5725.0000	32.99	38.56	71.55	122.20	-50.65	Peak	
4	5739.6000	59.44	38.59	98.03	122.20	-24.17	Peak	
5 *	5999.0000	25.65	39.18	64.83	68.20	-3.37	Peak	

REMARKS:

- (1) Measurement Value = Reading Level + Correct Factor.
- (2) Margin Level = Measurement Value - Limit Value.

Test Mode	UNII-3_TX N(HT40) Mode 5755 MHz	Polarization	Vertical
-----------	---------------------------------	--------------	----------

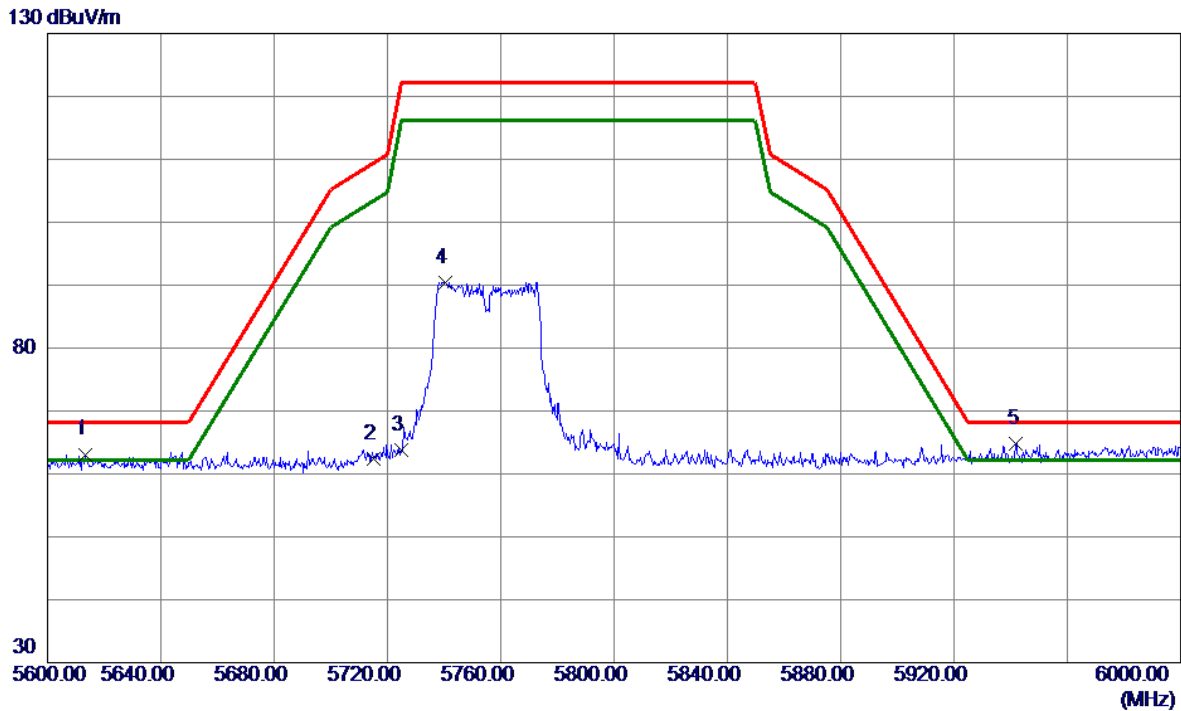


No.	Freq. MHz	Reading Level dBuV/m	Correct Factor dB	Measure ment dBuV/m	Limit dBuV/m	Margin dB	Detector	Comment
1 *	11510.0000	52.07	-8.00	44.07	74.00	-29.93	Peak	

REMARKS:

- (1) Measurement Value = Reading Level + Correct Factor.
- (2) Margin Level = Measurement Value - Limit Value.

Test Mode	UNII-3_TX N(HT40) Mode 5755 MHz	Polarization	Horizontal
-----------	---------------------------------	--------------	------------

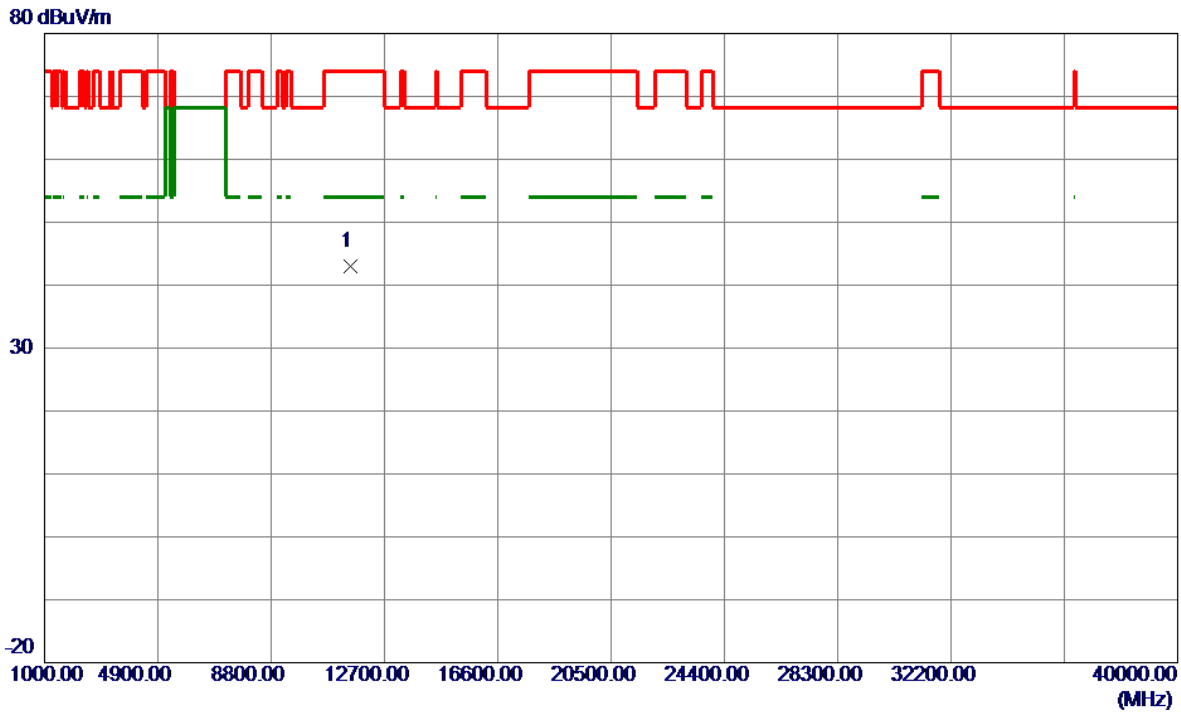


No.	Freq. MHz	Reading Level dBuV/m	Correct Factor dB	Measure ment dBuV/m	Limit dBuV/m	Margin dB	Detector	Comment
1	5613.4000	24.72	38.38	63.10	68.20	-5.10	Peak	
2	5715.0000	23.81	38.55	62.36	109.40	-47.04	Peak	
3	5725.0000	25.15	38.56	63.71	122.20	-58.49	Peak	
4	5740.6000	51.86	38.59	90.45	122.20	-31.75	Peak	
5 *	5942.0000	25.73	39.04	64.77	68.20	-3.43	Peak	

REMARKS:

- (1) Measurement Value = Reading Level + Correct Factor.
- (2) Margin Level = Measurement Value - Limit Value.

Test Mode	UNII-3_TX N(HT40) Mode 5755 MHz	Polarization	Horizontal
-----------	---------------------------------	--------------	------------

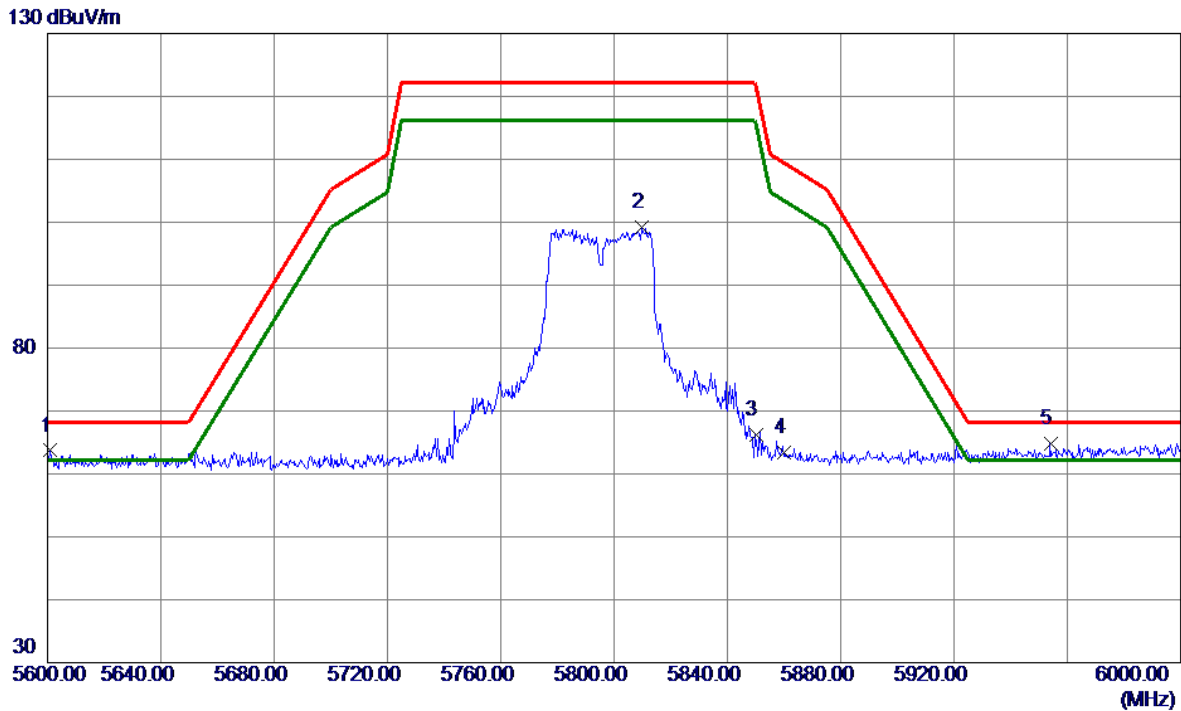


No.	Freq. MHz	Reading Level dBuV/m	Correct Factor dB	Measure ment dBuV/m	Limit dBuV/m	Margin dB	Detector	Comment
1 *	11510.0000	51.05	-8.00	43.05	74.00	-30.95	Peak	

REMARKS:

- (1) Measurement Value = Reading Level + Correct Factor.
- (2) Margin Level = Measurement Value - Limit Value.

Test Mode	UNII-3_TX N(HT40) Mode 5795 MHz	Polarization	Vertical
-----------	---------------------------------	--------------	----------

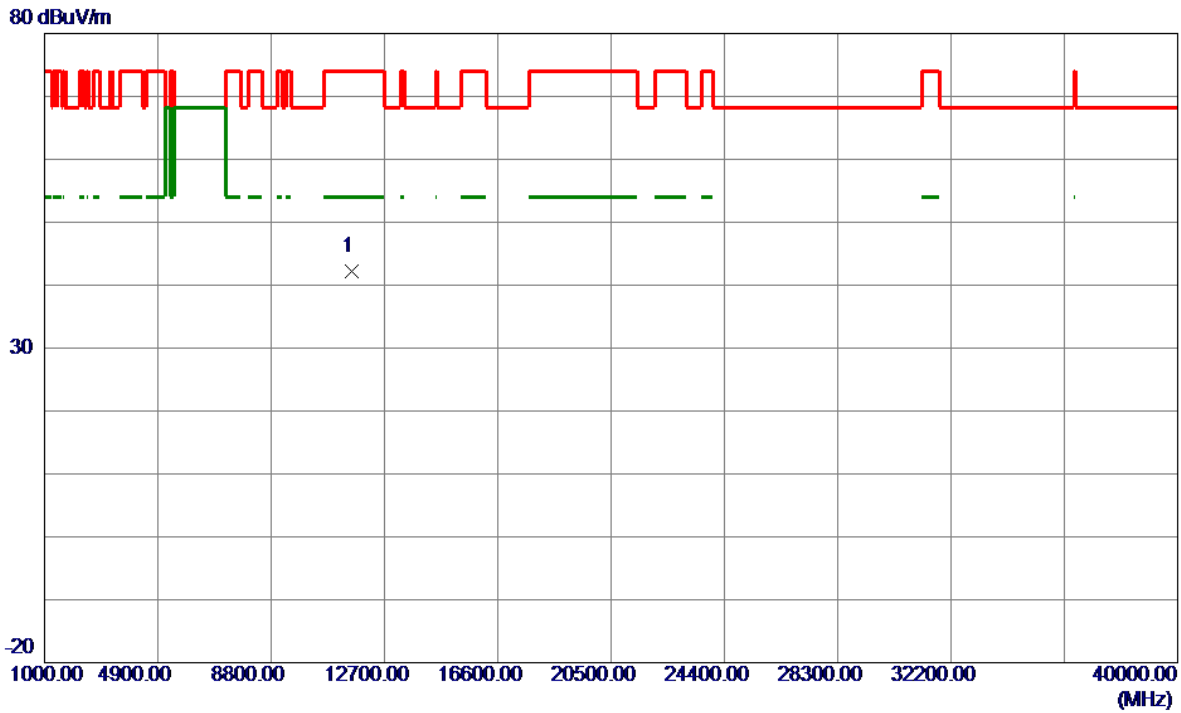


No.	Freq. MHz	Reading Level dBuV/m	Correct Factor dB	Measure ment dBuV/m	Limit dBuV/m	Margin dB	Detector	Comment
1	5601.0000	25.34	38.36	63.70	68.20	-4.50	Peak	
2	5809.8000	60.58	38.71	99.29	122.20	-22.91	Peak	
3	5850.0000	27.37	38.81	66.18	122.20	-56.02	Peak	
4	5860.0000	24.56	38.83	63.39	109.40	-46.01	Peak	
5 *	5954.0000	25.67	39.07	64.74	68.20	-3.46	Peak	

REMARKS:

- (1) Measurement Value = Reading Level + Correct Factor.
- (2) Margin Level = Measurement Value - Limit Value.

Test Mode	UNII-3_TX N(HT40) Mode 5795 MHz	Polarization	Vertical
-----------	---------------------------------	--------------	----------

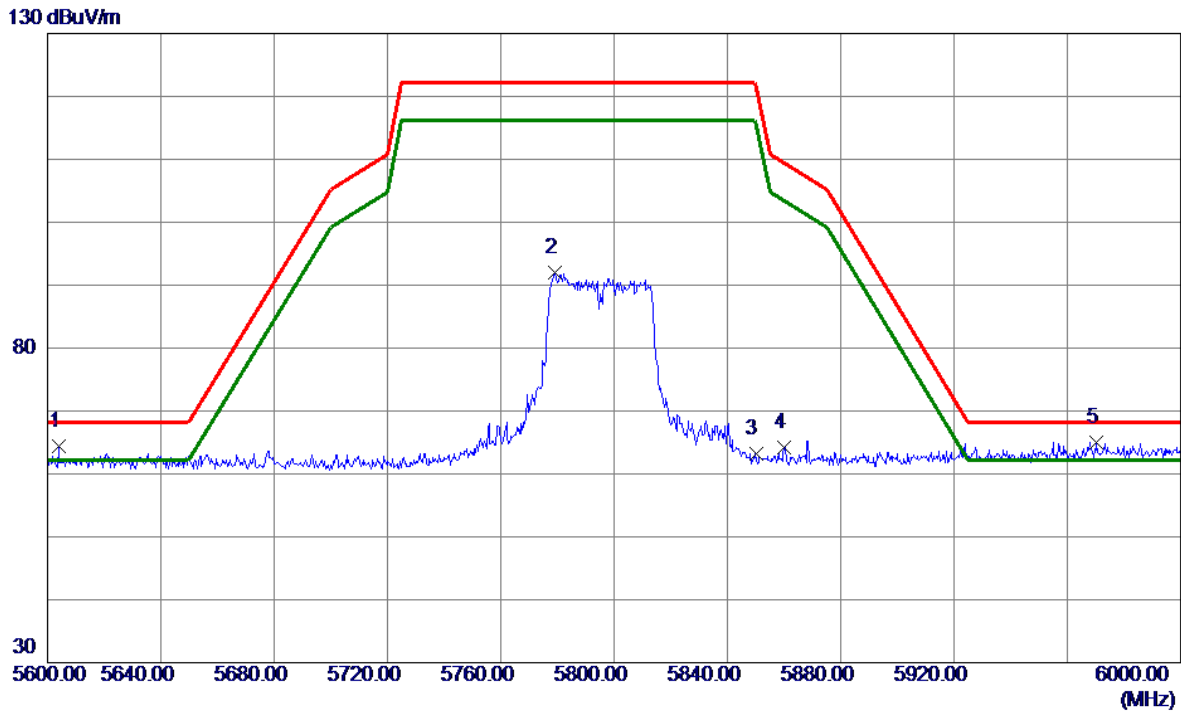


No.	Freq. MHz	Reading Level dBuV/m	Correct Factor dB	Measure ment dBuV/m	Limit dBuV/m	Margin dB	Detector	Comment
1 *	11590.0000	50.23	-7.98	42.25	74.00	-31.75	Peak	

REMARKS:

- (1) Measurement Value = Reading Level + Correct Factor.
- (2) Margin Level = Measurement Value - Limit Value.

Test Mode	UNII-3_TX N(HT40) Mode 5795 MHz	Polarization	Horizontal
-----------	---------------------------------	--------------	------------

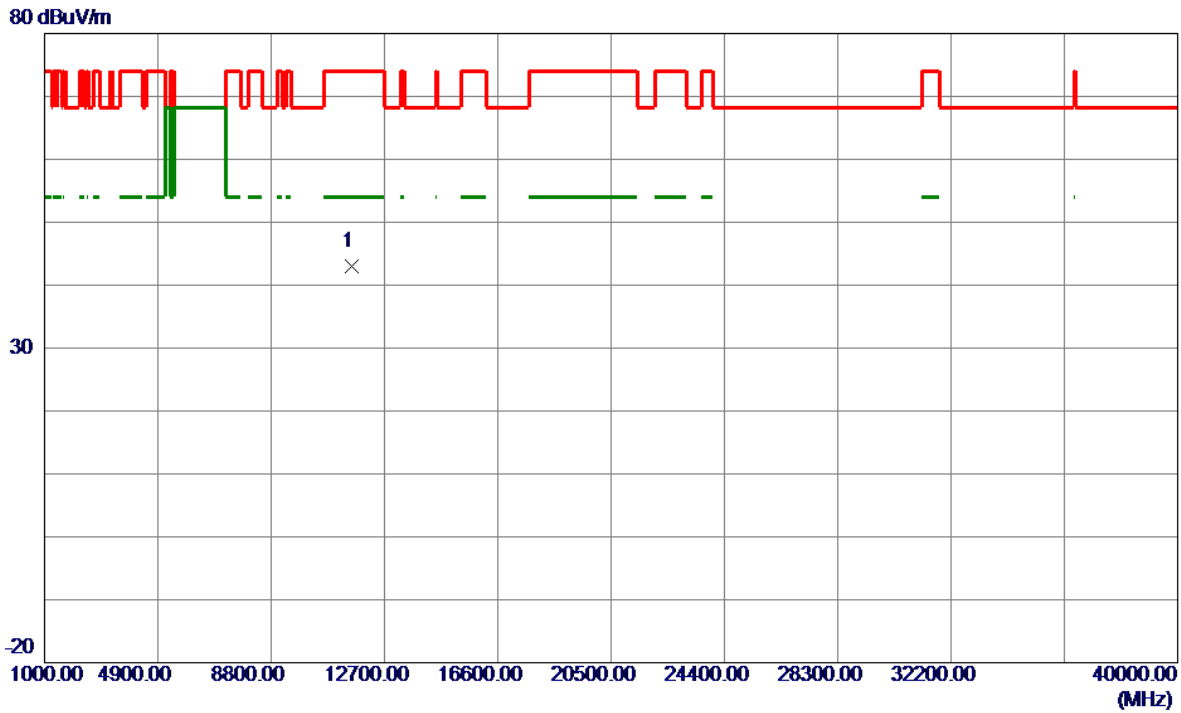


No.	Freq. MHz	Reading Level dBuV/m	Correct Factor dB	Measure ment dBuV/m	Limit dBuV/m	Margin dB	Detector	Comment
1	5603.8000	26.02	38.36	64.38	68.20	-3.82	Peak	
2	5779.0000	53.29	38.65	91.94	122.20	-30.26	Peak	
3	5850.0000	24.37	38.81	63.18	122.20	-59.02	Peak	
4	5860.0000	25.32	38.83	64.15	109.40	-45.25	Peak	
5 *	5970.4000	25.96	39.11	65.07	68.20	-3.13	Peak	

REMARKS:

- (1) Measurement Value = Reading Level + Correct Factor.
- (2) Margin Level = Measurement Value - Limit Value.

Test Mode	UNII-3_TX N(HT40) Mode 5795 MHz	Polarization	Horizontal
-----------	---------------------------------	--------------	------------

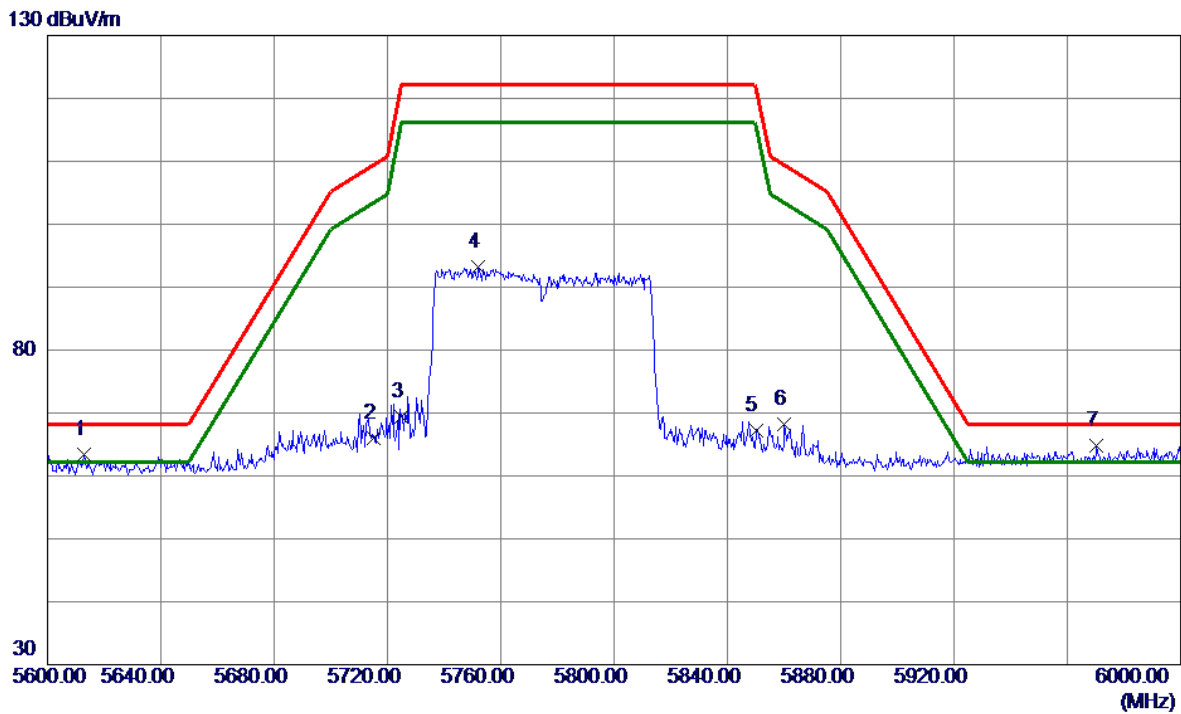


No.	Freq. MHz	Reading Level dBuV/m	Correct Factor dB	Measure ment dBuV/m	Limit dBuV/m	Margin dB	Detector	Comment
1 *	11590.0000	51.07	-7.98	43.09	74.00	-30.91	Peak	

REMARKS:

- (1) Measurement Value = Reading Level + Correct Factor.
- (2) Margin Level = Measurement Value - Limit Value.

Test Mode	UNII-3_TX AC(VHT80) Mode 5775 MHz	Polarization	Vertical
-----------	-----------------------------------	--------------	----------

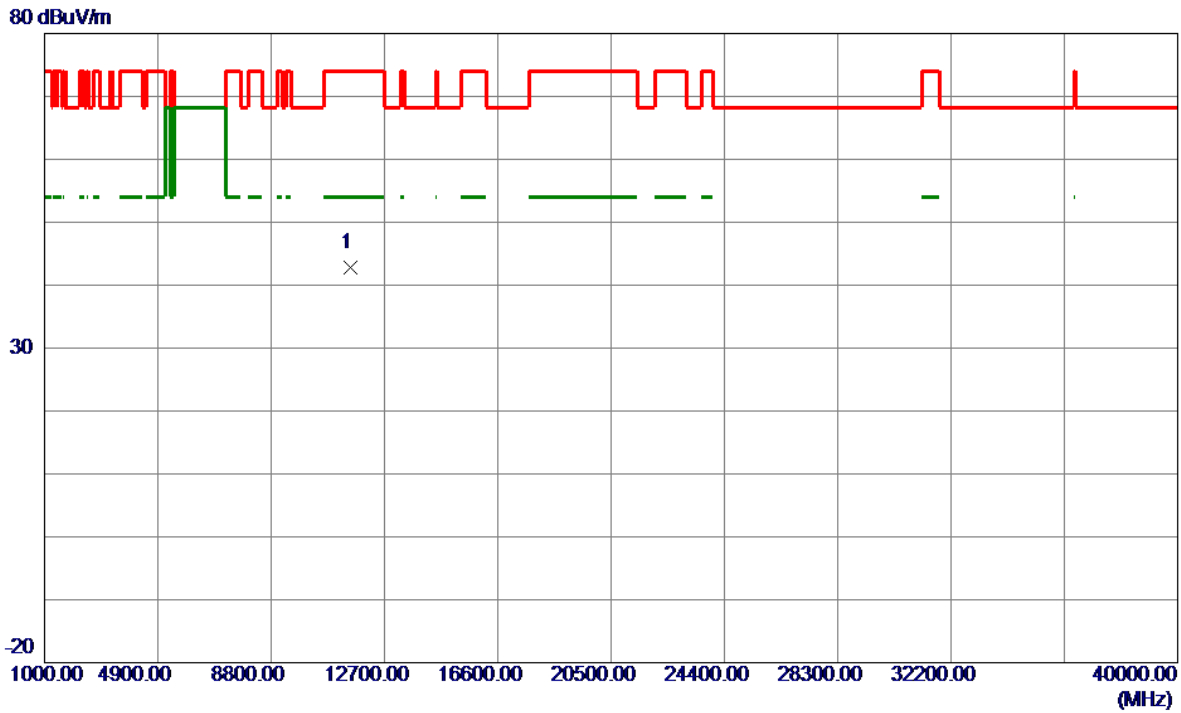


No.	Freq. MHz	Reading Level dBuV/m	Correct Factor dB	Measure ment dBuV/m	Limit dBuV/m	Margin dB	Detector	Comment
1	5613.0000	24.95	38.38	63.33	68.20	-4.87	Peak	
2	5715.0000	27.50	38.55	66.05	109.40	-43.35	Peak	
3	5725.0000	30.79	38.56	69.35	122.20	-52.85	Peak	
4	5752.2000	54.59	38.61	93.20	122.20	-29.00	Peak	
5	5850.0000	28.47	38.81	67.28	122.20	-54.92	Peak	
6	5860.0000	29.29	38.83	68.12	109.40	-41.28	Peak	
7 *	5970.4000	25.61	39.11	64.72	68.20	-3.48	Peak	

REMARKS:

- (1) Measurement Value = Reading Level + Correct Factor.
- (2) Margin Level = Measurement Value - Limit Value.

Test Mode	UNII-3_TX AC(VHT80) Mode 5775 MHz	Polarization	Vertical
-----------	-----------------------------------	--------------	----------

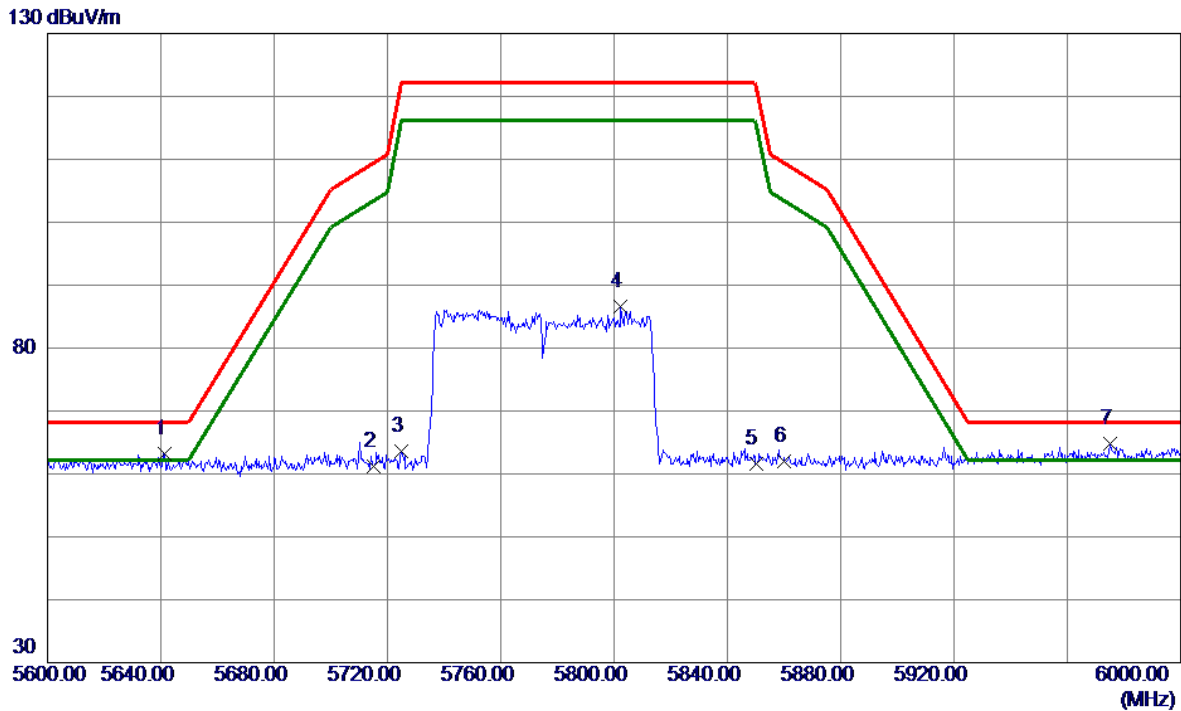


No.	Freq. MHz	Reading Level dBuV/m	Correct Factor dB	Measure ment dBuV/m	Limit dBuV/m	Margin dB	Detector	Comment
1 *	11550.0000	50.78	-7.99	42.79	74.00	-31.21	Peak	

REMARKS:

- (1) Measurement Value = Reading Level + Correct Factor.
- (2) Margin Level = Measurement Value - Limit Value.

Test Mode	UNII-3_TX AC(VHT80) Mode 5775 MHz	Polarization	Horizontal
-----------	-----------------------------------	--------------	------------

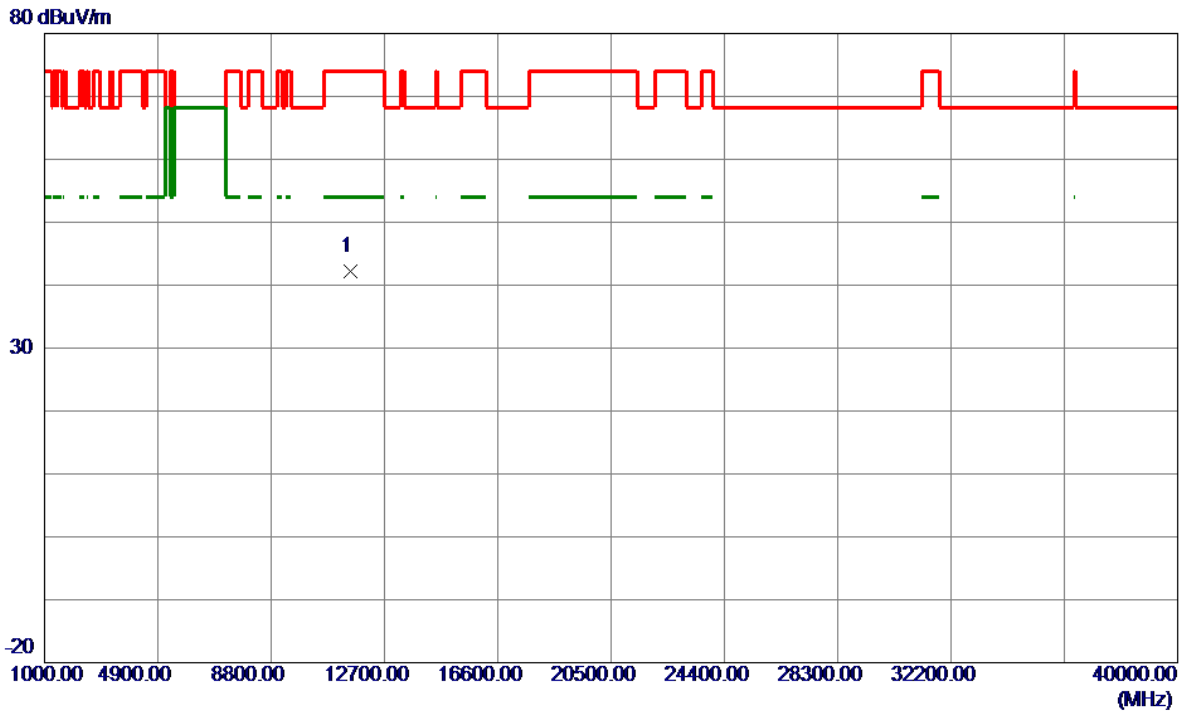


No.	Freq. MHz	Reading Level dBuV/m	Correct Factor dB	Measure ment dBuV/m	Limit dBuV/m	Margin dB	Detector	Comment
1	5641.2000	24.83	38.43	63.26	68.20	-4.94	Peak	
2	5715.0000	22.59	38.55	61.14	109.40	-48.26	Peak	
3	5725.0000	24.98	38.56	63.54	122.20	-58.66	Peak	
4	5802.4000	47.82	38.69	86.51	122.20	-35.69	Peak	
5	5850.0000	22.82	38.81	61.63	122.20	-60.57	Peak	
6	5860.0000	23.20	38.83	62.03	109.40	-47.37	Peak	
7 *	5975.2000	25.69	39.12	64.81	68.20	-3.39	Peak	

REMARKS:

- (1) Measurement Value = Reading Level + Correct Factor.
- (2) Margin Level = Measurement Value - Limit Value.

Test Mode	UNII-3_TX AC(VHT80) Mode 5775 MHz	Polarization	Horizontal
-----------	-----------------------------------	--------------	------------



No.	Freq. MHz	Reading Level dBuV/m	Correct Factor dB	Measure ment dBuV/m	Limit dBuV/m	Margin dB	Detector	Comment
1 *	11550.0000	50.25	-7.99	42.26	74.00	-31.74	Peak	

REMARKS:

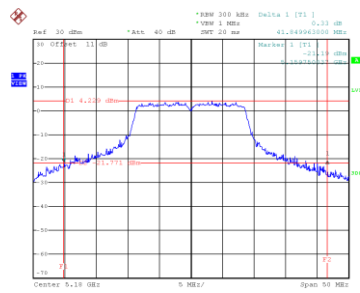
- (1) Measurement Value = Reading Level + Correct Factor.
- (2) Margin Level = Measurement Value - Limit Value.

APPENDIX E - BANDWIDTH

Test Mode	UNII-1_TX N(HT20) Mode
-----------	------------------------

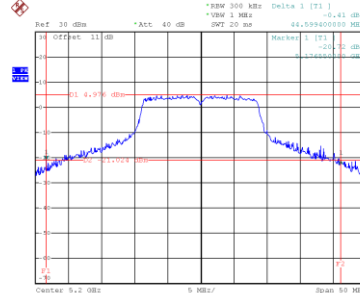
Channel	Frequency (MHz)	26 dB Bandwidth (MHz)	99 % Occupied Bandwidth (MHz)
36	5180	41.850	20.600
40	5200	44.599	23.500
48	5240	33.598	20.000

CH36



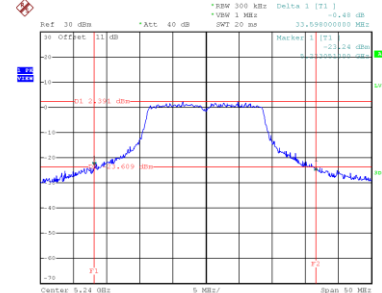
Date: 22.JUL.2022 20:03:05

CH40 26 dB Bandwidth



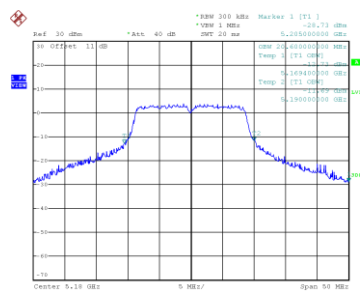
Date: 22.JUL.2022 20:04:11

CH48

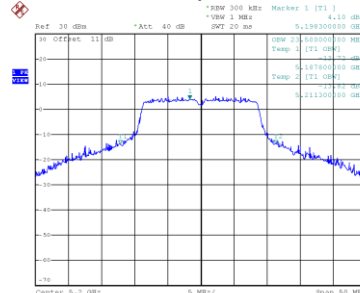


Date: 22.JUL.2022 20:15:32

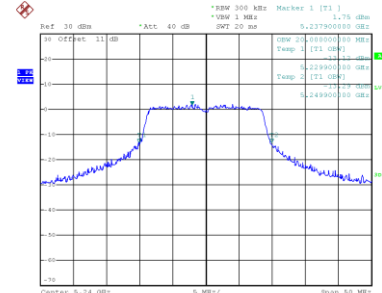
99 % Occupied Bandwidth



Date: 22.JUL.2022 20:02:51



Date: 22.JUL.2022 20:03:54

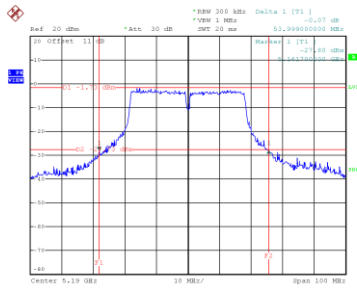


Date: 22.JUL.2022 20:15:07

Test Mode	UNII-1_TX N(HT40) Mode
-----------	------------------------

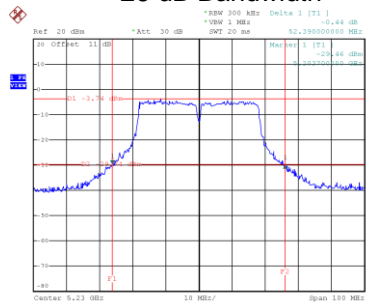
Channel	Frequency (MHz)	26 dB Bandwidth (MHz)	99 % Occupied Bandwidth (MHz)
38	5190	53.999	40.400
46	5230	52.390	40.000

CH38



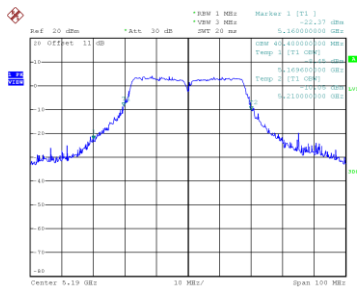
Date: 25.JUL.2022 12:15:17

CH46 26 dB Bandwidth

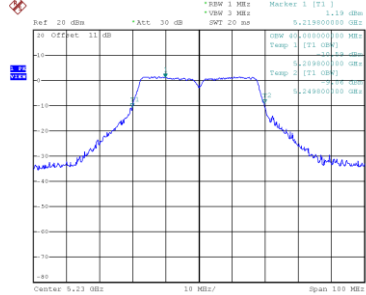


Date: 25.JUL.2022 13:25:12

99 % Occupied Bandwidth



Date: 25.JUL.2022 12:15:20

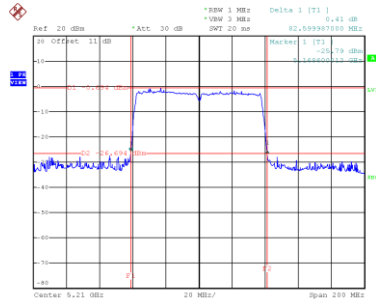


Date: 25.JUL.2022 13:24:31

Test Mode	UNII-1_TX AC(VHT80) Mode
-----------	--------------------------

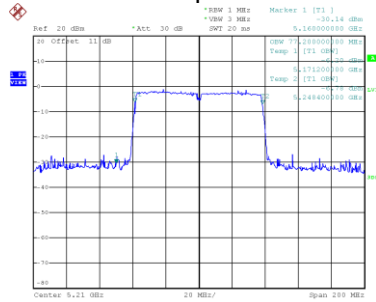
Channel	Frequency (MHz)	26 dB Bandwidth (MHz)	99 % Occupied Bandwidth (MHz)
42	5210	82.600	77.200

CH42 26 dB Bandwidth



Date: 25.JUL.2022 15:46:36

99 % Occupied Bandwidth

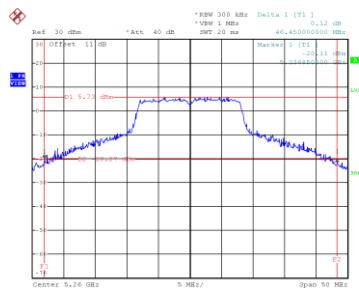


Date: 25.JUL.2022 15:45:57

Test Mode	UNII-2A_TX A Mode
-----------	-------------------

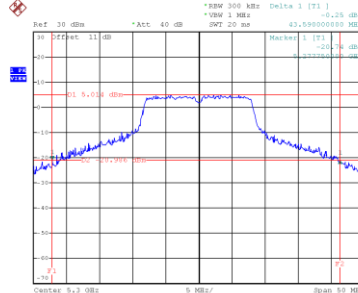
Channel	Frequency (MHz)	26 dB Bandwidth (MHz)	99 % Occupied Bandwidth (MHz)
52	5260	46.450	28.500
60	5300	43.590	25.500
64	5320	39.799	21.000

CH52



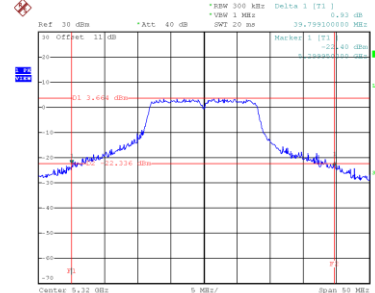
Date: 22_JUL_2022 19:37:25

CH60
26 dB Bandwidth



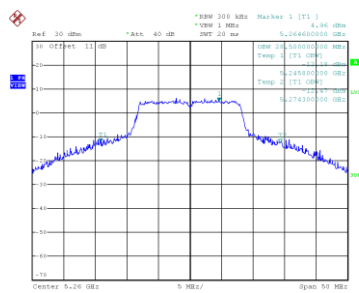
Date: 22_JUL_2022 19:38:18

CH64

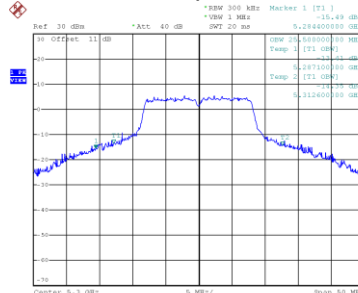


Date: 22_JUL_2022 19:39:17

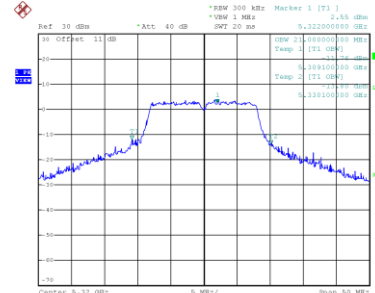
99 % Occupied Bandwidth



Date: 22_JUL_2022 19:37:15



Date: 22_JUL_2022 19:38:19

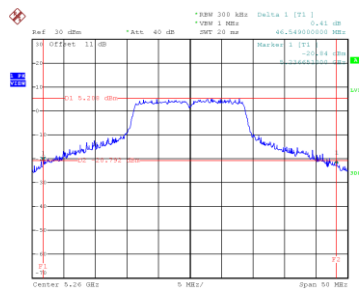


Date: 22_JUL_2022 19:39:18

Test Mode	UNII-2A_TX N(HT20) Mode
-----------	-------------------------

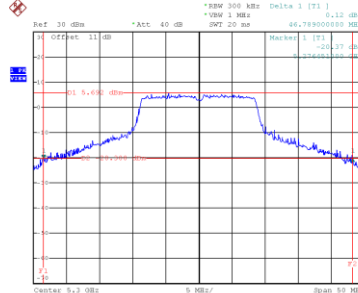
Channel	Frequency (MHz)	26 dB Bandwidth (MHz)	99 % Occupied Bandwidth (MHz)
52	5260	46.549	25.900
60	5300	46.789	26.700
64	5320	44.190	23.500

CH52



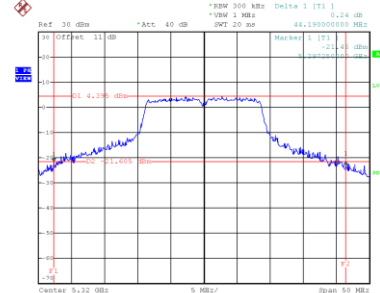
Date: 22_JUL_2022 20:16:27

CH60
26 dB Bandwidth



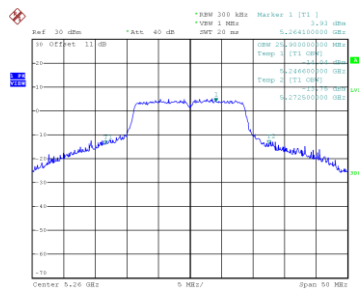
Date: 22_JUL_2022 20:17:32

CH64

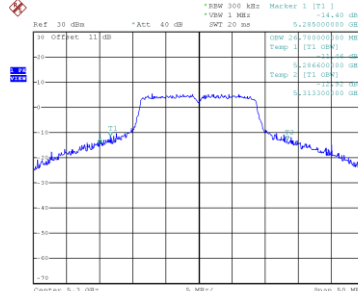


Date: 22_JUL_2022 20:18:47

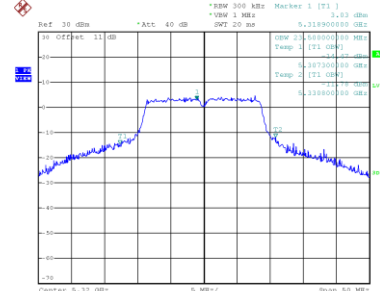
99 % Occupied Bandwidth



Date: 22_JUL_2022 20:16:18



Date: 22_JUL_2022 20:17:18

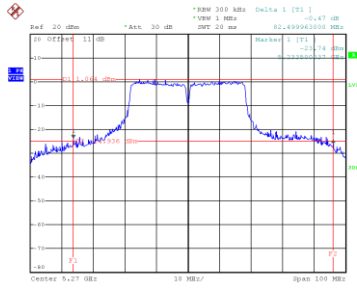


Date: 22_JUL_2022 20:18:35

Test Mode	UNII-2A_TX N(HT40) Mode
-----------	-------------------------

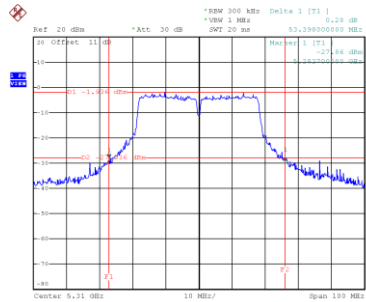
Channel	Frequency (MHz)	26 dB Bandwidth (MHz)	99 % Occupied Bandwidth (MHz)
54	5270	82.500	46.000
62	5310	53.398	40.200

CH54

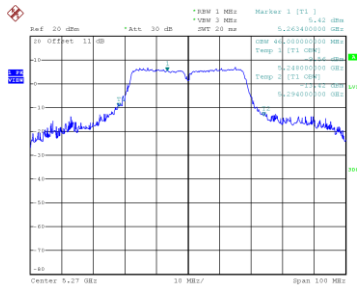


Date: 25.JUL.2022 13:12:04

CH62 26 dB Bandwidth

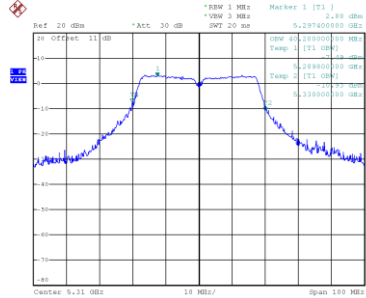


Date: 25.JUL.2022 13:31:05



Date: 25.JUL.2022 13:12:31

99 % Occupied Bandwidth

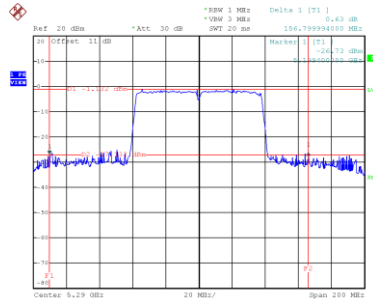


Date: 25.JUL.2022 13:30:28

Test Mode	UNII-2A_TX AC(VHT80) Mode
-----------	---------------------------

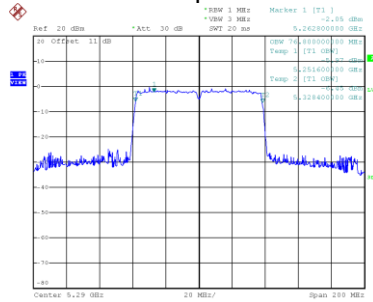
Channel	Frequency (MHz)	26 dB Bandwidth (MHz)	99 % Occupied Bandwidth (MHz)
58	5290	156.800	76.800

CH58 26 dB Bandwidth



Date: 25.JUL.2022 15:51:05

99 % Occupied Bandwidth

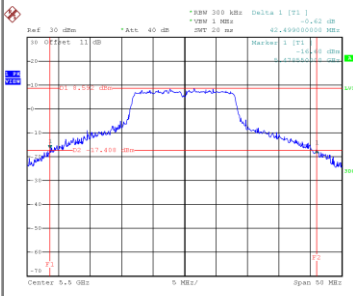


Date: 25.JUL.2022 15:48:35

Test Mode	UNII-2C_TX A Mode
-----------	-------------------

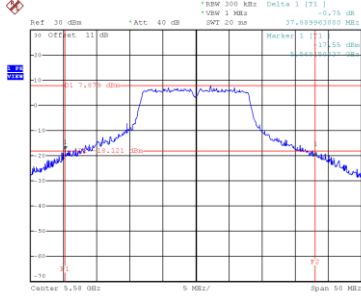
Channel	Frequency (MHz)	26 dB Bandwidth (MHz)	99 % Occupied Bandwidth (MHz)
100	5500	42.499	26.200
116	5580	37.890	20.400
140	5700	32.499	19.100

CH100



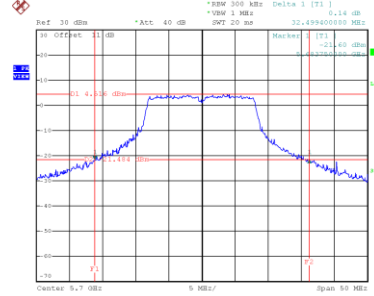
Date: 22.JUL.2022 19:54:55

CH116
26 dB Bandwidth



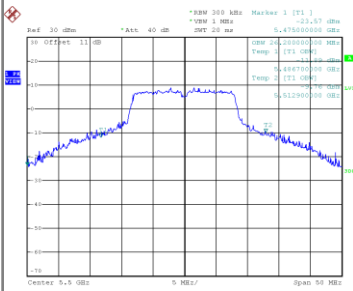
Date: 22.JUL.2022 19:56:19

CH140

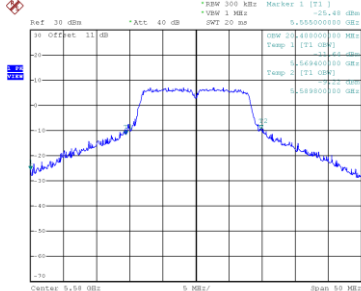


Date: 22.JUL.2022 19:57:41

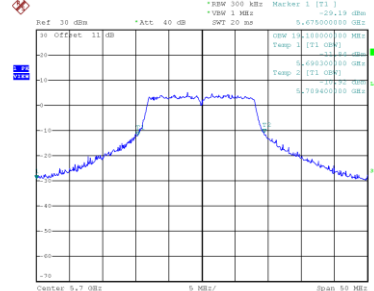
99 % Occupied Bandwidth



Date: 22.JUL.2022 19:54:59



Date: 22.JUL.2022 19:56:01

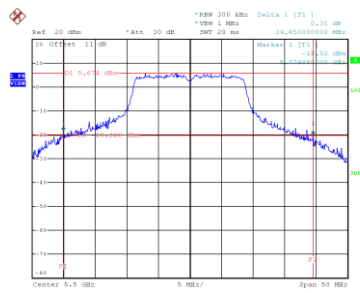


Date: 22.JUL.2022 19:57:19

Test Mode	UNII-2C_TX N(HT20) Mode
-----------	-------------------------

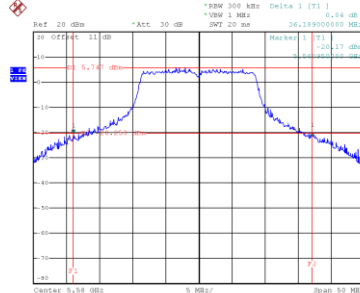
Channel	Frequency (MHz)	26 dB Bandwidth (MHz)	99 % Occupied Bandwidth (MHz)
100	5500	39.650	21.000
116	5580	36.189	19.900
140	5700	33.349	19.700

CH100



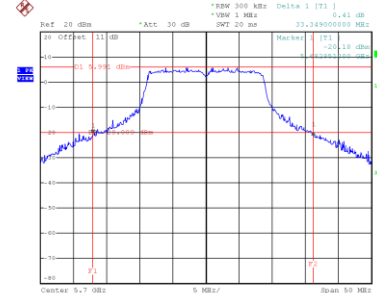
Date: 25.JUL.2022 12:39:18

CH116
26 dB Bandwidth



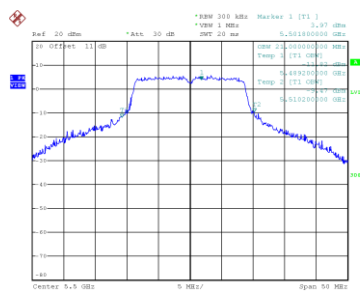
Date: 25.JUL.2022 12:40:16

CH140

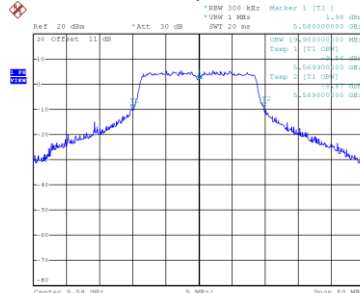


Date: 25.JUL.2022 12:45:23

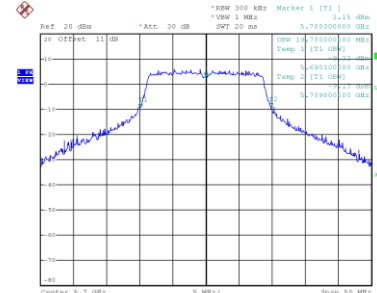
99 % Occupied Bandwidth



Date: 25.JUL.2022 12:39:22



Date: 25.JUL.2022 12:40:18

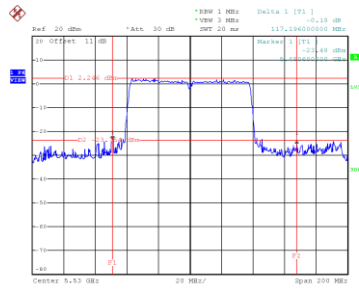


Date: 25.JUL.2022 12:44:58

Test Mode UNII-2C_TX AC(VHT80) Mode

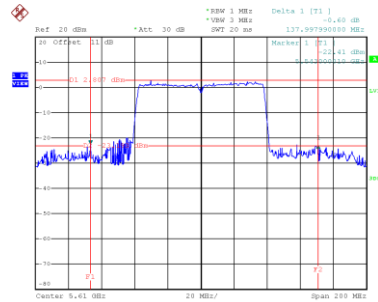
Channel	Frequency (MHz)	26 dB Bandwidth (MHz)	99 % Occupied Bandwidth (MHz)
106	5530	117.196	77.200
122	5610	137.998	77.200

CH106



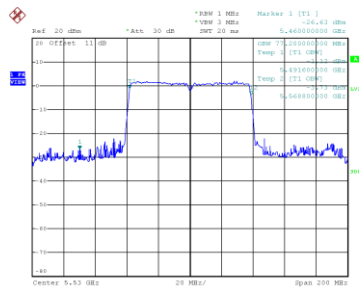
Date: 25.JUL.2022 15:58:35

CH122
26 dB Bandwidth

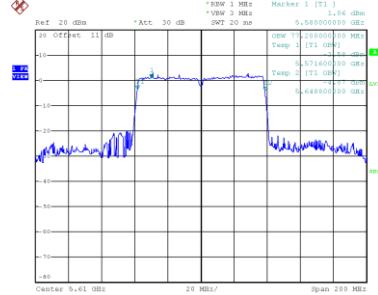


Date: 25.JUL.2022 16:00:18

99 % Occupied Bandwidth



Date: 25.JUL.2022 15:55:33

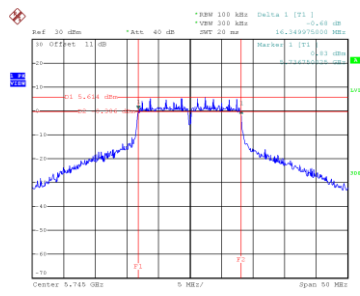


Date: 25.JUL.2022 15:59:52

Test Mode	UNII-3_TX A Mode
-----------	------------------

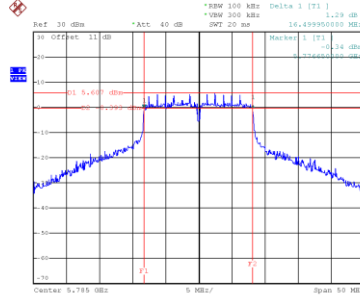
Channel	Frequency (MHz)	6 dB Bandwidth (MHz)	99 % Occupied Bandwidth (MHz)	6 dB Bandwidth Min. Limit (MHz)	Result
149	5745	16.350	21.700	0.5	Complies
157	5785	16.500	21.600	0.5	Complies
165	5825	16.500	21.100	0.5	Complies

CH149



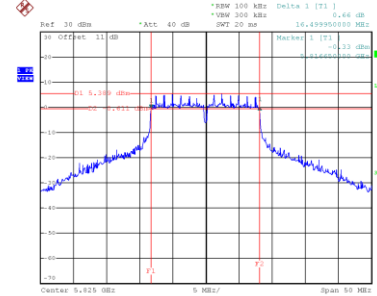
Date: 22.JUL.2022 19:59:02

CH157
6 dB Bandwidth



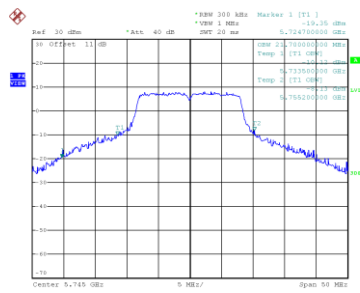
Date: 22.JUL.2022 20:00:22

CH165

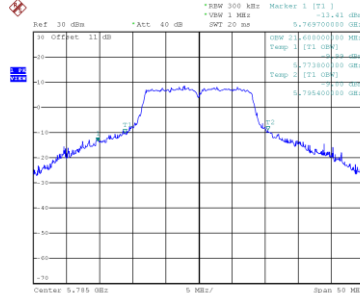


Date: 22.JUL.2022 20:01:39

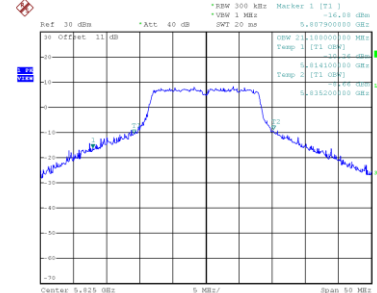
99 % Occupied Bandwidth



Date: 22.JUL.2022 19:59:30



Date: 22.JUL.2022 19:59:49

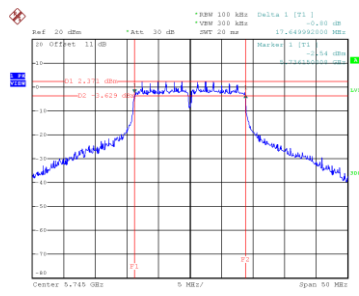


Date: 22.JUL.2022 20:01:07

Test Mode	UNII-3_TX N(HT20) Mode
-----------	------------------------

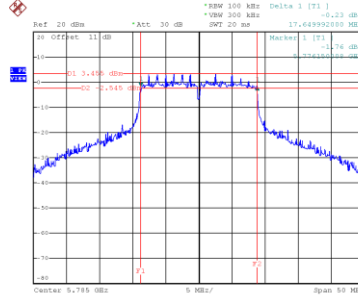
Channel	Frequency (MHz)	6 dB Bandwidth (MHz)	99 % Occupied Bandwidth (MHz)	6 dB Bandwidth Min. Limit (MHz)	Result
149	5745	17.650	19.900	0.5	Complies
157	5785	17.650	20.500	0.5	Complies
165	5825	17.700	21.000	0.5	Complies

CH149



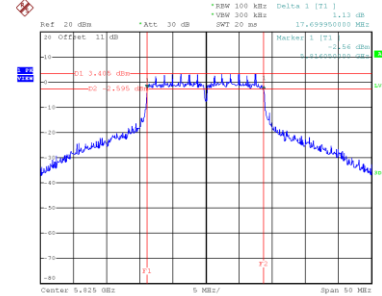
Date: 25.JUL.2022 12:52:156

CH157
6 dB Bandwidth



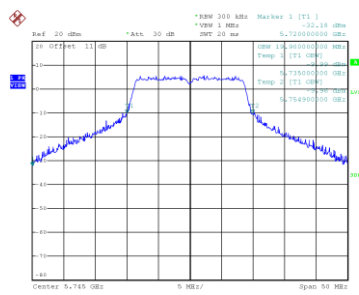
Date: 25.JUL.2022 12:55:132

CH165

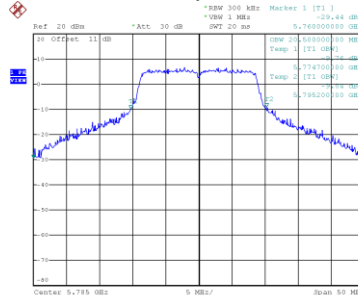


Date: 25.JUL.2022 12:57:119

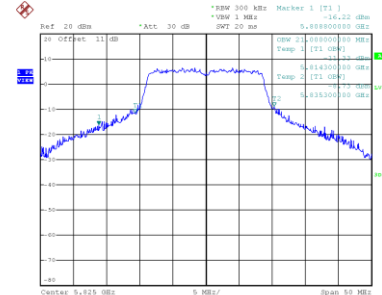
99 % Occupied Bandwidth



Date: 25.JUL.2022 12:52:124



Date: 25.JUL.2022 12:55:101

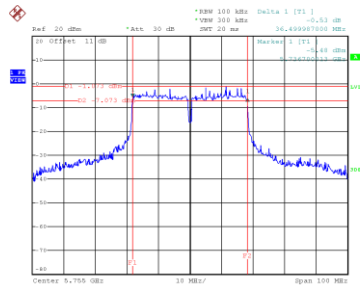


Date: 25.JUL.2022 12:56:147

Test Mode	UNII-3_TX N(HT40) Mode
-----------	------------------------

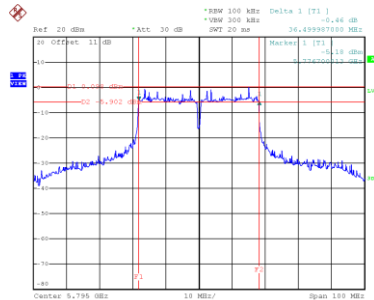
Channel	Frequency (MHz)	6 dB Bandwidth (MHz)	99 % Occupied Bandwidth (MHz)	6 dB Bandwidth Min. Limit (MHz)	Result
151	5755	36.500	41.600	0.5	Complies
159	5795	36.500	42.800	0.5	Complies

CH151



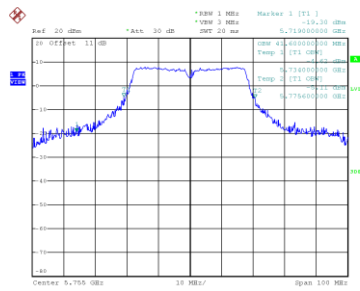
Date: 25.JUL.2022 13:39:50

CH159 6 dB Bandwidth

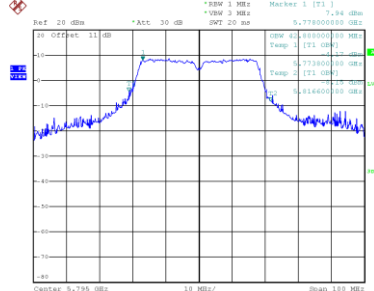


Date: 25.JUL.2022 13:41:58

99 % Occupied Bandwidth



Date: 25.JUL.2022 13:39:05

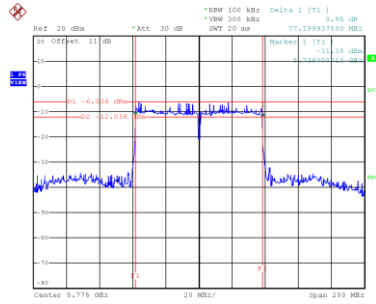


Date: 25.JUL.2022 13:41:17

Test Mode	UNII-3_TX AC(VHT80) Mode
-----------	--------------------------

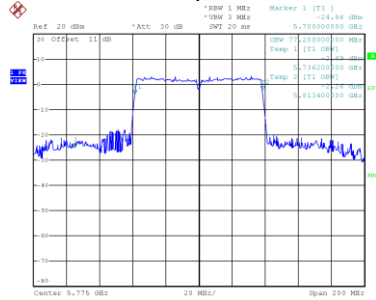
Channel	Frequency (MHz)	6 dB Bandwidth (MHz)	99 % Occupied Bandwidth (MHz)	6 dB Bandwidth Min. Limit (MHz)	Result
155	5775	77.200	77.200	0.5	Complies

CH155 6 dB Bandwidth



Date: 25.JUL.2022 16:02:44

99 % Occupied Bandwidth



Date: 25.JUL.2022 16:02:04

APPENDIX F - MAXIMUM OUTPUT POWER

Test Mode	UNII-1_TX A Mode_Ant. 1
-----------	-------------------------

Channel	Frequency (MHz)	Output Power (dBm)	Duty Factor	Output Power + Duty Factor (dBm)	Max. Limit (dBm)	Max. Limit (W)	Result
36	5180	15.20	0.58	15.78	23.98	0.2500	Complies
40	5200	16.38	0.58	16.96	23.98	0.2500	Complies
48	5240	14.83	0.58	15.41	23.98	0.2500	Complies

Test Mode	UNII-1_TX N(HT20) Mode_Ant. 1
-----------	-------------------------------

Channel	Frequency (MHz)	Output Power (dBm)	Duty Factor	Output Power + Duty Factor (dBm)	Max. Limit (dBm)	Max. Limit (W)	Result
36	5180	15.04	0.45	15.49	23.98	0.2500	Complies
40	5200	16.07	0.45	16.52	23.98	0.2500	Complies
48	5240	13.66	0.45	14.11	23.98	0.2500	Complies

Test Mode	UNII-1_TX N(HT40) Mode_Ant. 1
-----------	-------------------------------

Channel	Frequency (MHz)	Output Power (dBm)	Duty Factor	Output Power + Duty Factor (dBm)	Max. Limit (dBm)	Max. Limit (W)	Result
38	5190	12.64	0.34	12.98	23.98	0.2500	Complies
46	5230	10.79	0.34	11.13	23.98	0.2500	Complies

Test Mode	UNII-1_TX AC(VHT20) Mode_Ant. 1
-----------	---------------------------------

Channel	Frequency (MHz)	Output Power (dBm)	Duty Factor	Output Power + Duty Factor (dBm)	Max. Limit (dBm)	Max. Limit (W)	Result
36	5180	15.1	0.15	15.25	23.98	0.2500	Complies
40	5200	16.11	0.15	16.26	23.98	0.2500	Complies
48	5240	13.75	0.15	13.90	23.98	0.2500	Complies

Test Mode	UNII-1_TX AC(VHT40) Mode_Ant. 1
-----------	---------------------------------

Channel	Frequency (MHz)	Output Power (dBm)	Duty Factor	Output Power + Duty Factor (dBm)	Max. Limit (dBm)	Max. Limit (W)	Result
38	5190	12.4	0.33	12.73	23.98	0.2500	Complies
46	5230	10.76	0.33	11.09	23.98	0.2500	Complies

Test Mode	UNII-1_TX AC(VHT80) Mode_Ant. 1
-----------	---------------------------------

Channel	Frequency (MHz)	Output Power (dBm)	Duty Factor	Output Power + Duty Factor (dBm)	Max. Limit (dBm)	Max. Limit (W)	Result
42	5210	11.6	0.42	12.02	23.98	0.2500	Complies

Test Mode	UNII-2A_TX A Mode_Ant. 1
-----------	--------------------------

Channel	Frequency (MHz)	Output Power (dBm)	Duty Factor	Output Power + Duty Factor (dBm)	Max. Limit (dBm)	Max. Limit (W)	Result
52	5260	16.26	0.58	16.84	23.98	0.2500	Complies
60	5300	16.45	0.58	17.03	23.98	0.2500	Complies
64	5320	15.85	0.58	16.43	23.98	0.2500	Complies

Test Mode	UNII-2A_TX N(HT20) Mode_Ant. 1
-----------	--------------------------------

Channel	Frequency (MHz)	Output Power (dBm)	Duty Factor	Output Power + Duty Factor (dBm)	Max. Limit (dBm)	Max. Limit (W)	Result
52	5260	16.69	0.45	17.14	23.98	0.2500	Complies
60	5300	16.34	0.45	16.79	23.98	0.2500	Complies
64	5320	16.12	0.45	16.57	23.98	0.2500	Complies

Test Mode	UNII-2A_TX N(HT40) Mode_Ant. 1
-----------	--------------------------------

Channel	Frequency (MHz)	Output Power (dBm)	Duty Factor	Output Power + Duty Factor (dBm)	Max. Limit (dBm)	Max. Limit (W)	Result
54	5270	16.55	0.34	16.89	23.98	0.2500	Complies
62	5310	12.77	0.34	13.11	23.98	0.2500	Complies

Test Mode	UNII-2A_TX AC(VHT20) Mode_Ant. 1
-----------	----------------------------------

Channel	Frequency (MHz)	Output Power (dBm)	Duty Factor	Output Power + Duty Factor (dBm)	Max. Limit (dBm)	Max. Limit (W)	Result
52	5260	16.59	0.15	16.74	23.98	0.2500	Complies
60	5300	16.54	0.15	16.69	23.98	0.2500	Complies
64	5320	15.87	0.15	16.02	23.98	0.2500	Complies

Test Mode	UNII-2A_TX AC(VHT40) Mode_Ant. 1
-----------	----------------------------------

Channel	Frequency (MHz)	Output Power (dBm)	Duty Factor	Output Power + Duty Factor (dBm)	Max. Limit (dBm)	Max. Limit (W)	Result
54	5270	16.42	0.33	16.75	23.98	0.2500	Complies
62	5310	12.59	0.33	12.92	23.98	0.2500	Complies

Test Mode	UNII-2A_TX AC(VHT80) Mode_Ant. 1
-----------	----------------------------------

Channel	Frequency (MHz)	Output Power (dBm)	Duty Factor	Output Power + Duty Factor (dBm)	Max. Limit (dBm)	Max. Limit (W)	Result
58	5290	12.55	0.42	12.97	23.98	0.2500	Complies

Test Mode	UNII-2C_TX A Mode_Ant. 1
-----------	--------------------------

Channel	Frequency (MHz)	Output Power (dBm)	Duty Factor	Output Power + Duty Factor (dBm)	Max. Limit (dBm)	Max. Limit (W)	Result
100	5500	16.78	0.58	17.36	23.98	0.2500	Complies
116	5580	16.54	0.58	17.12	23.98	0.2500	Complies
140	5700	14.90	0.58	15.48	23.98	0.2500	Complies

Test Mode	UNII-2C_TX N(HT20) Mode_Ant. 1
-----------	--------------------------------

Channel	Frequency (MHz)	Output Power (dBm)	Duty Factor	Output Power + Duty Factor (dBm)	Max. Limit (dBm)	Max. Limit (W)	Result
100	5500	16.89	0.45	17.34	23.98	0.2500	Complies
116	5580	16.58	0.45	17.03	23.98	0.2500	Complies
140	5700	16.66	0.45	17.11	23.98	0.2500	Complies

Test Mode	UNII-2C_TX N(HT40) Mode_Ant. 1
-----------	--------------------------------

Channel	Frequency (MHz)	Output Power (dBm)	Duty Factor	Output Power + Duty Factor (dBm)	Max. Limit (dBm)	Max. Limit (W)	Result
102	5510	14.39	0.34	14.73	23.98	0.2500	Complies
110	5550	16.66	0.34	17.00	23.98	0.2500	Complies
134	5670	16.28	0.34	16.62	23.98	0.2500	Complies

Test Mode	UNII-2C_TX AC(VHT20) Mode_Ant. 1
-----------	----------------------------------

Channel	Frequency (MHz)	Output Power (dBm)	Duty Factor	Output Power + Duty Factor (dBm)	Max. Limit (dBm)	Max. Limit (W)	Result
100	5500	16.85	0.15	17.00	23.98	0.2500	Complies
116	5580	16.71	0.15	16.86	23.98	0.2500	Complies
140	5700	16.66	0.15	16.81	23.98	0.2500	Complies

Test Mode	UNII-2C_TX AC(VHT40) Mode_Ant. 1
-----------	----------------------------------

Channel	Frequency (MHz)	Output Power (dBm)	Duty Factor	Output Power + Duty Factor (dBm)	Max. Limit (dBm)	Max. Limit (W)	Result
102	5510	14.11	0.33	14.44	23.98	0.2500	Complies
110	5550	16.34	0.33	16.67	23.98	0.2500	Complies
134	5670	15.97	0.33	16.30	23.98	0.2500	Complies

Test Mode	UNII-2C_TX AC(VHT80) Mode_Ant. 1
-----------	----------------------------------

Channel	Frequency (MHz)	Output Power (dBm)	Duty Factor	Output Power + Duty Factor (dBm)	Max. Limit (dBm)	Max. Limit (W)	Result
106	5530	13.40	0.42	13.82	23.98	0.2500	Complies
122	5610	13.47	0.42	13.89	23.98	0.2500	Complies

Test Mode	UNII-3_TX A Mode_Ant. 1
-----------	-------------------------

Channel	Frequency (MHz)	Output Power (dBm)	Duty Factor	Output Power + Duty Factor (dBm)	Max. Limit (dBm)	Max. Limit (W)	Result
149	5745	16.50	0.58	17.08	30.00	1.0000	Complies
157	5785	16.48	0.58	17.06	30.00	1.0000	Complies
165	5825	16.43	0.58	17.01	30.00	1.0000	Complies

Test Mode	UNII-3_TX N(HT20) Mode_Ant. 1
-----------	-------------------------------

Channel	Frequency (MHz)	Output Power (dBm)	Duty Factor	Output Power + Duty Factor (dBm)	Max. Limit (dBm)	Max. Limit (W)	Result
149	5745	16.75	0.45	17.20	30.00	1.0000	Complies
157	5785	16.50	0.45	16.95	30.00	1.0000	Complies
165	5825	16.29	0.45	16.74	30.00	1.0000	Complies

Test Mode	UNII-3_TX N(HT40) Mode_Ant. 1
-----------	-------------------------------

Channel	Frequency (MHz)	Output Power (dBm)	Duty Factor	Output Power + Duty Factor (dBm)	Max. Limit (dBm)	Max. Limit (W)	Result
151	5755	16.51	0.34	16.85	30.00	1.0000	Complies
159	5795	16.66	0.34	17.00	30.00	1.0000	Complies

Test Mode	UNII-3_TX AC(VHT20) Mode_Ant. 1
-----------	---------------------------------

Channel	Frequency (MHz)	Output Power (dBm)	Duty Factor	Output Power + Duty Factor (dBm)	Max. Limit (dBm)	Max. Limit (W)	Result
149	5745	16.94	0.15	17.09	30.00	1.0000	Complies
157	5785	16.67	0.15	16.82	30.00	1.0000	Complies
165	5825	16.32	0.15	16.47	30.00	1.0000	Complies

Test Mode	UNII-3_TX AC(VHT40) Mode_Ant. 1
-----------	---------------------------------

Channel	Frequency (MHz)	Output Power (dBm)	Duty Factor	Output Power + Duty Factor (dBm)	Max. Limit (dBm)	Max. Limit (W)	Result
151	5755	16.42	0.33	16.75	30.00	1.0000	Complies
159	5795	16.59	0.33	16.92	30.00	1.0000	Complies

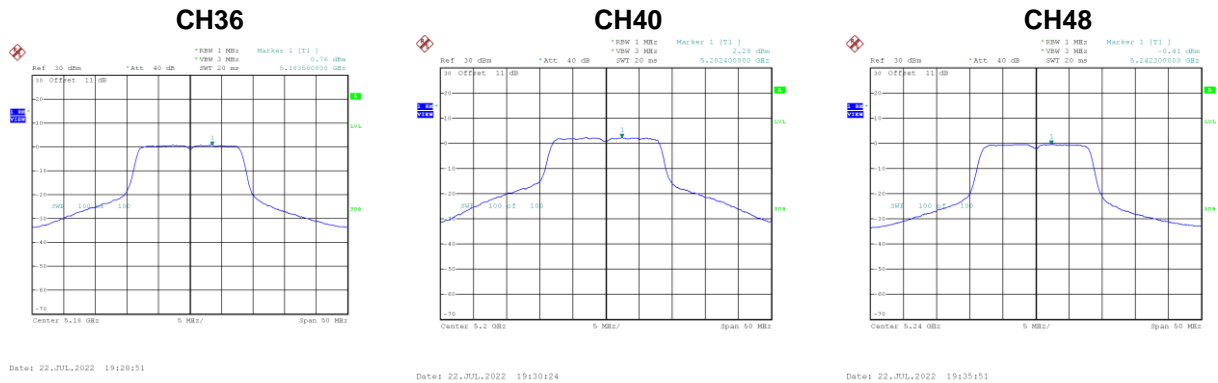
Test Mode	UNII-3_TX AC(VHT80) Mode_Ant. 1
-----------	---------------------------------

Channel	Frequency (MHz)	Output Power (dBm)	Duty Factor	Output Power + Duty Factor (dBm)	Max. Limit (dBm)	Max. Limit (W)	Result
155	5775	13.46	0.42	13.88	30.00	1.0000	Complies

APPENDIX G - POWER SPECTRAL DENSITY

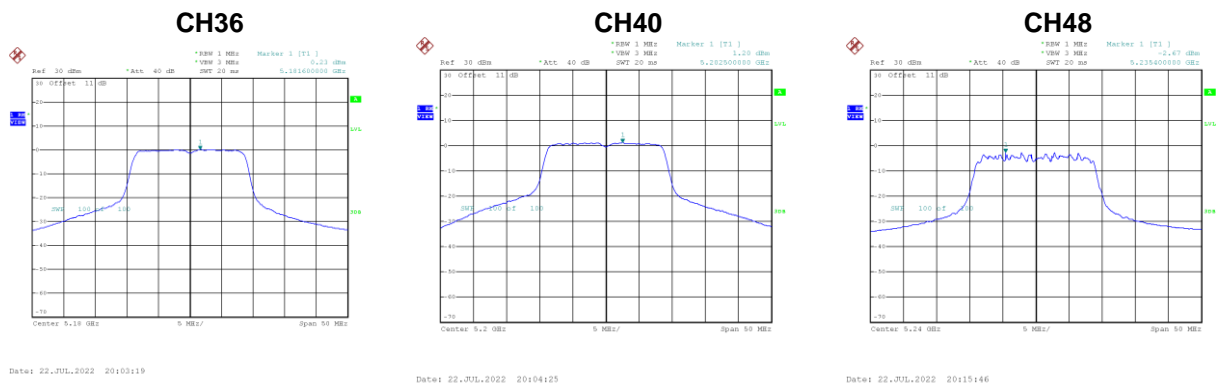
Test Mode	UNII-1_TX A Mode_Ant. 1
-----------	-------------------------

Channel	Frequency (MHz)	Power Spectral Density (dBm/MHz)	Duty Factor	Power Spectral Density + Duty Factor (dBm/MHz)	Max. Limit (dBm/MHz)	Result
36	5180	0.76	0.58	1.34	11.00	Complies
40	5200	2.28	0.58	2.86	11.00	Complies
48	5240	-0.41	0.58	0.17	11.00	Complies



Test Mode	UNII-1_TX N(HT20) Mode_Ant. 1
-----------	-------------------------------

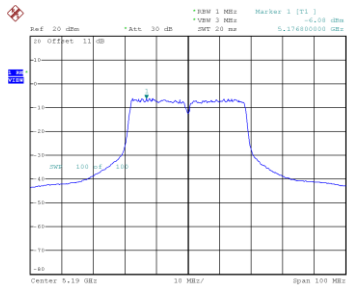
Channel	Frequency (MHz)	Power Spectral Density (dBm/MHz)	Duty Factor	Power Spectral Density + Duty Factor (dBm/MHz)	Max. Limit (dBm/MHz)	Result
36	5180	0.23	0.45	0.68	11.00	Complies
40	5200	1.20	0.45	1.65	11.00	Complies
48	5240	-2.67	0.45	-2.22	11.00	Complies



Test Mode	UNII-1_TX N(HT40) Mode_Ant. 1
-----------	-------------------------------

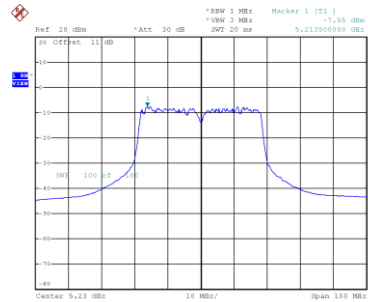
Channel	Frequency (MHz)	Power Spectral Density (dBm/MHz)	Duty Factor	Power Spectral Density + Duty Factor (dBm/MHz)	Max. Limit (dBm/MHz)	Result
38	5190	-6.08	0.34	-5.74	11.00	Complies
46	5230	-7.55	0.34	-7.21	11.00	Complies

CH38



Date: 25_JUL_2022 13:00:16

CH46

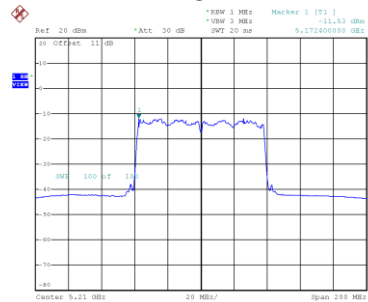


Date: 25_JUL_2022 13:25:31

Test Mode	UNII-1_TX AC(VHT80) Mode_Ant. 1
-----------	---------------------------------

Channel	Frequency (MHz)	Power Spectral Density (dBm/MHz)	Duty Factor	Power Spectral Density + Duty Factor (dBm/MHz)	Max. Limit (dBm/MHz)	Result
42	5210	-11.53	0.42	-11.11	11.00	Complies

CH42



Date: 25_JUL_2022 15:46:56