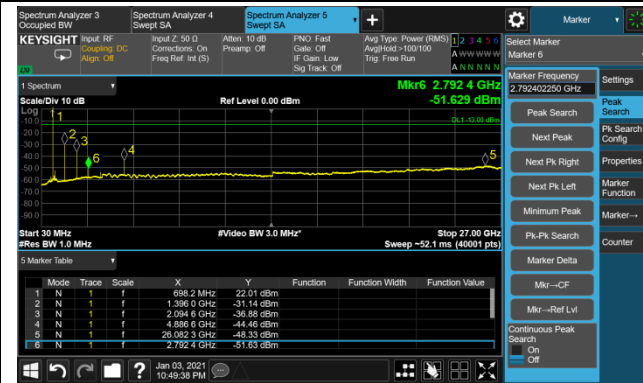
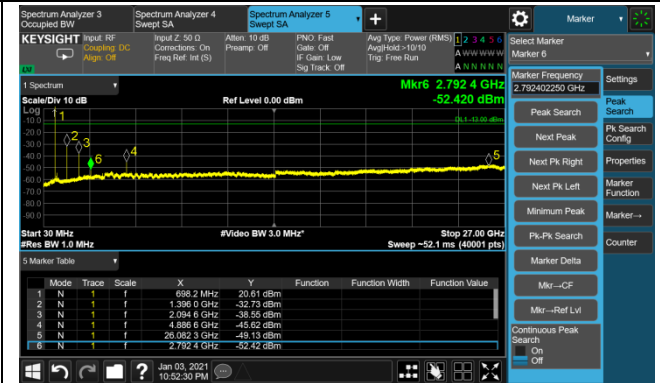


Channel 134004 (698.2 MHz)

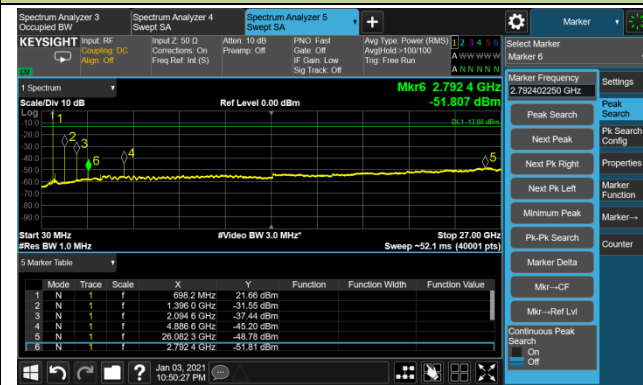
BPSK 3.75kHz 1@0



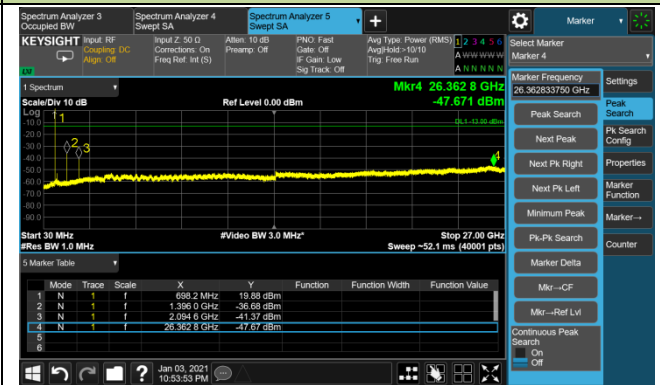
BPSK 15kHz 1@0



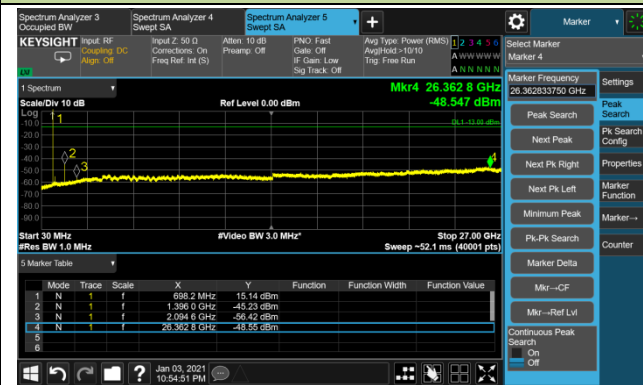
QPSK 3.75kHz 1@0



QPSK 15kHz 1@0

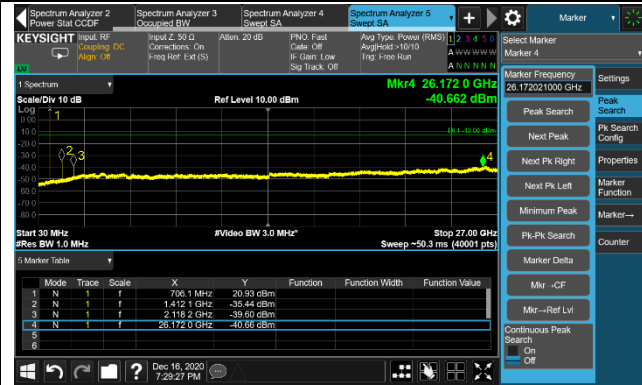


QPSK 15kHz 12@0

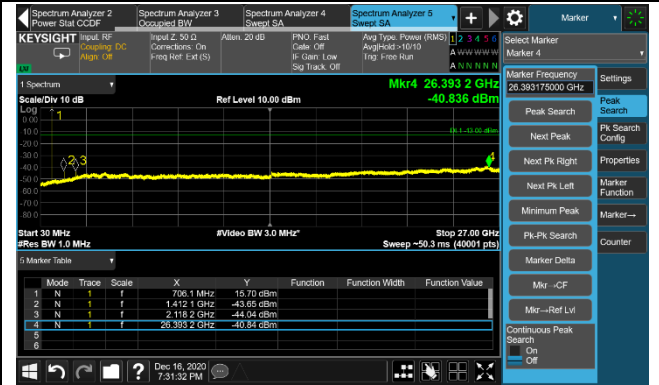


Channel 134082 (706 MHz)

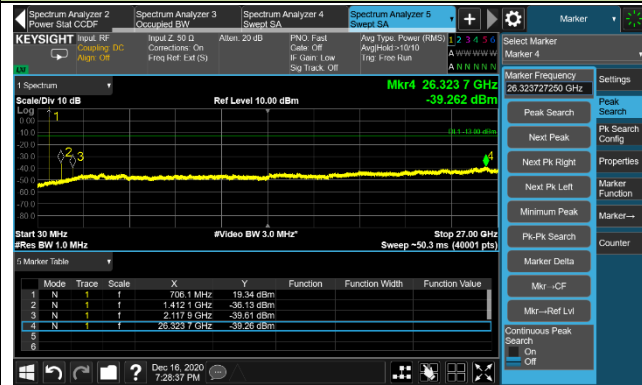
BPSK 3.75kHz 1@23



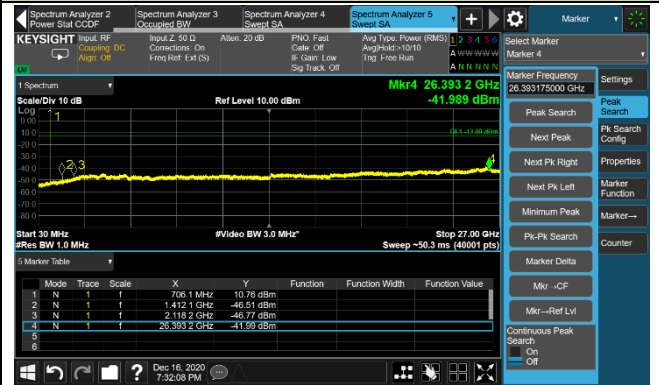
BPSK 15kHz 1@5



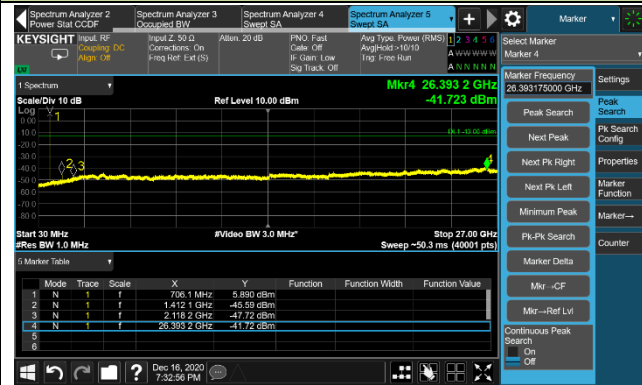
QPSK 3.75kHz 1@23



QPSK 15kHz 1@5

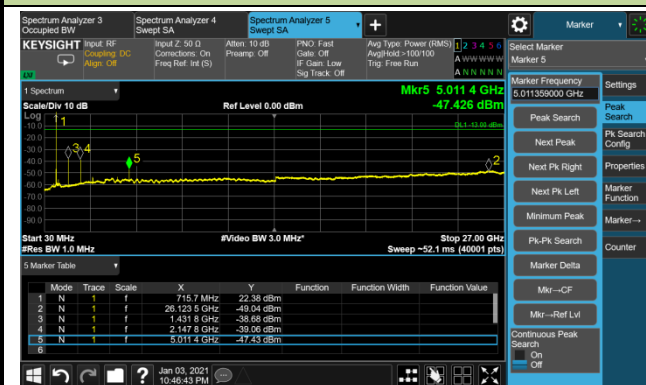


QPSK 15kHz 12@0

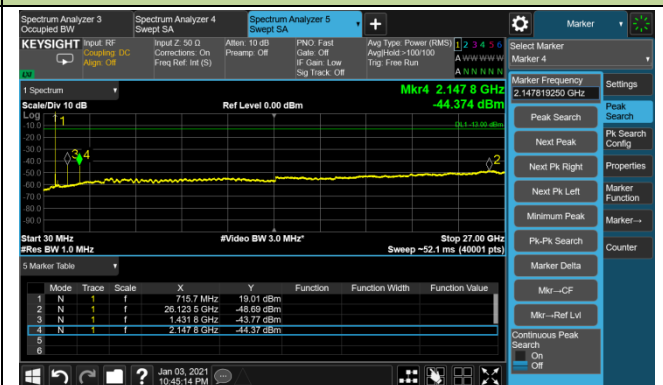


Channel 134180 (715.8 MHz)

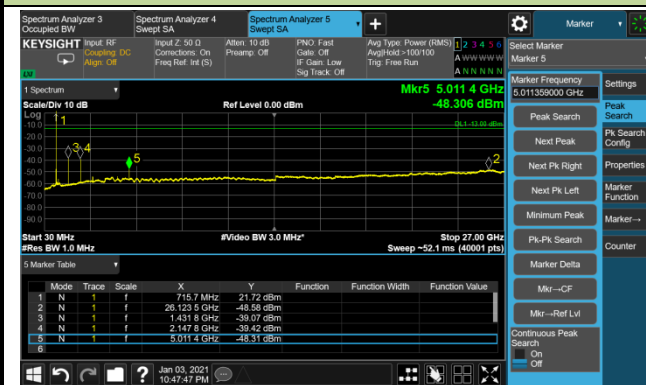
BPSK 3.75kHz 1@47



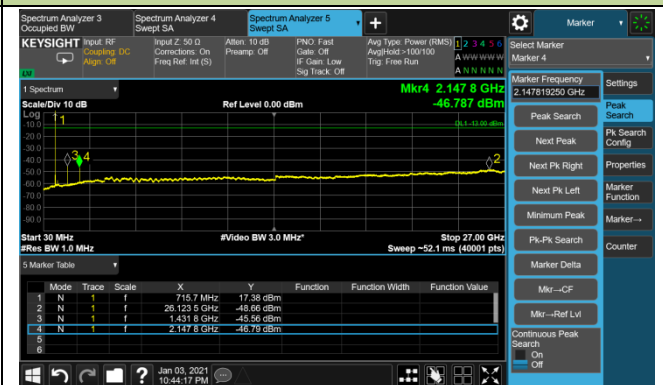
BPSK 15kHz 1@11



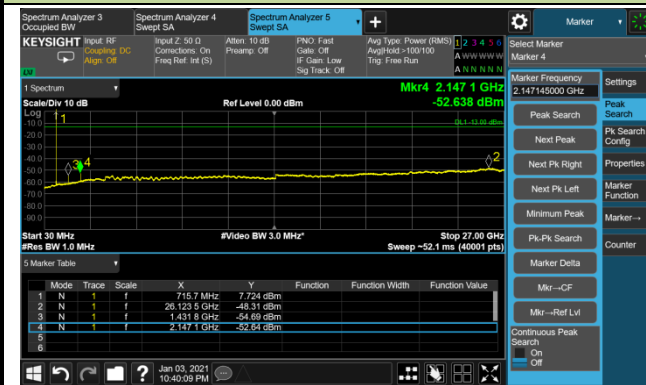
QPSK 3.75kHz 1@47



QPSK 15kHz 1@11



QPSK 15kHz 12@0

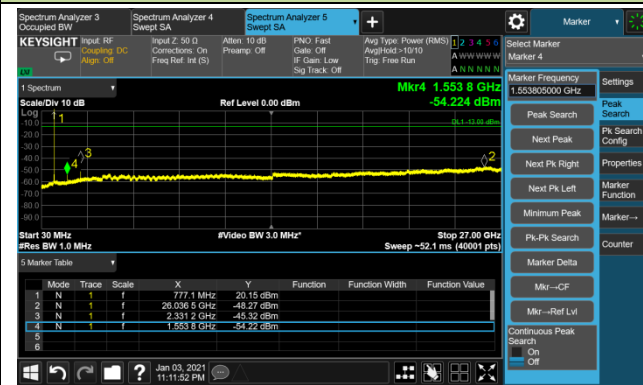


Product	NB-IoT Module	Test Site	WZ-SR6
Test Engineer	Caitlin Chen	Test Date	2020/12/17
Test Band	Band 13		

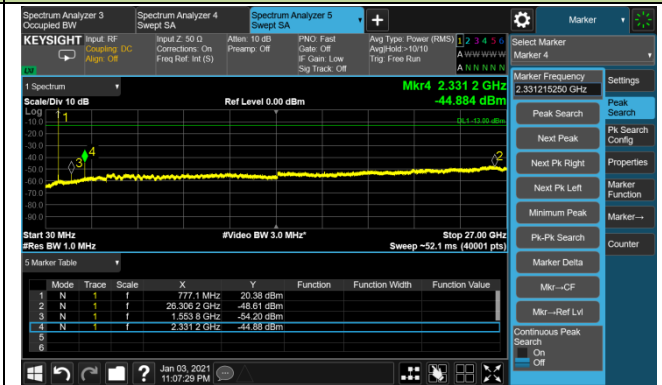
Channel	Frequency (MHz)	Sub-carrier spacing (kHz)	N _{tones}	Frequency Range (MHz)	Max Spurious Emissions (dBm)	Limit (dBm)	Result
BPSK							
23182	777.2	3.75	1@0	30 ~ 27000	-45.32	≤ -13.00	Pass
23182	777.2	15	1@0	30 ~ 27000	-44.88	≤ -13.00	Pass
23230	782.0	3.75	1@23	30 ~ 27000	-37.40	≤ -13.00	Pass
23230	782.0	15	1@5	30 ~ 27000	-37.47	≤ -13.00	Pass
23278	786.8	3.75	1@47	30 ~ 27000	-45.32	≤ -13.00	Pass
23278	786.8	15	1@11	30 ~ 27000	-41.21	≤ -13.00	Pass
QPSK							
23182	777.2	3.75	1@0	30 ~ 27000	-42.62	≤ -13.00	Pass
23182	777.2	15	1@0	30 ~ 27000	-45.48	≤ -13.00	Pass
23182	777.2	15	12@0	30 ~ 27000	-48.48	≤ -13.00	Pass
23230	782.0	3.75	1@23	30 ~ 27000	-36.61	≤ -13.00	Pass
23230	782.0	15	1@5	30 ~ 27000	-37.46	≤ -13.00	Pass
23230	782.0	15	12@0	30 ~ 27000	-37.60	≤ -13.00	Pass
23278	786.8	3.75	1@47	30 ~ 27000	-42.62	≤ -13.00	Pass
23278	786.8	15	1@11	30 ~ 27000	-46.28	≤ -13.00	Pass
23278	786.8	15	12@0	30 ~ 27000	-47.84	≤ -13.00	Pass

Channel 23182 (770.2 MHz)

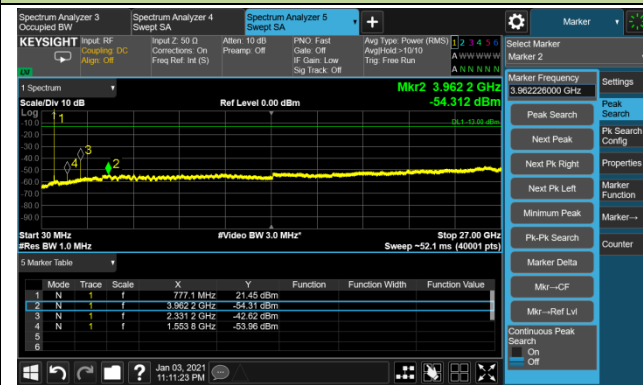
BPSK 3.75kHz 1@0



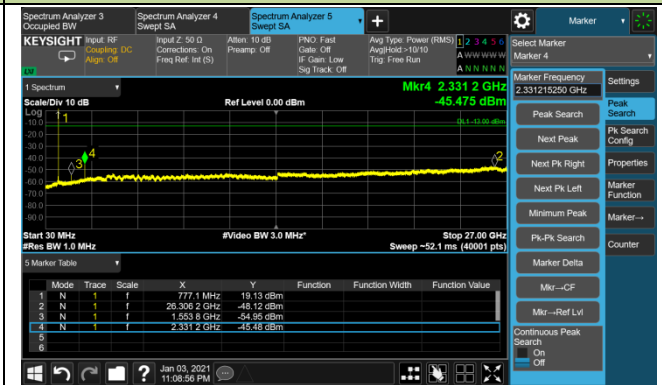
BPSK 15kHz 1@0



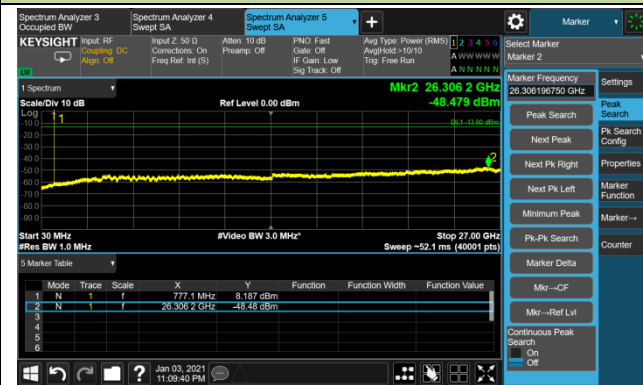
QPSK 3.75kHz 1@0



QPSK 15kHz 1@0

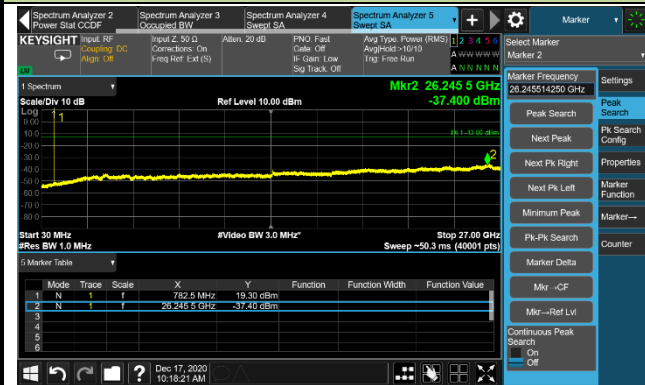


QPSK 15kHz 12@0

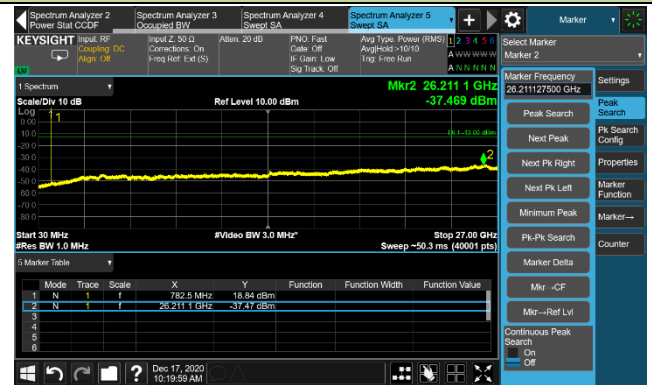


Channel 23230 (782 MHz)

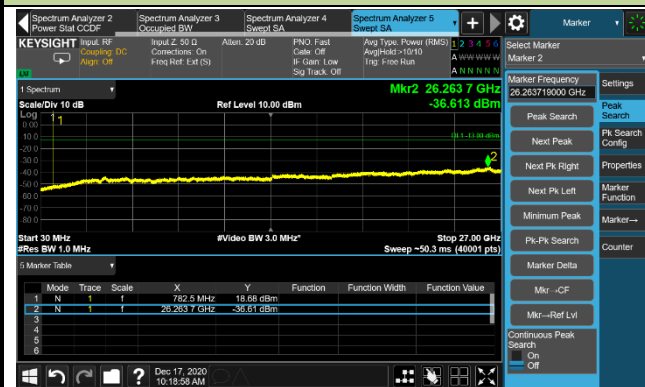
BPSK 3.75kHz 1@23



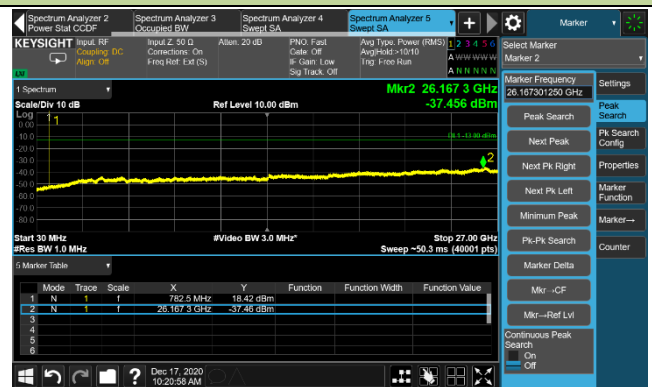
BPSK 15kHz 1@5




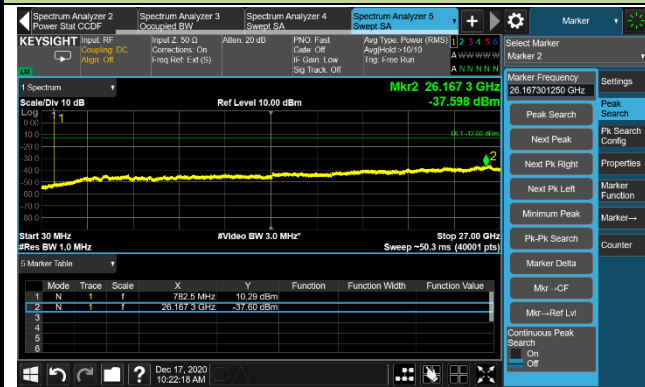
QPSK 3.75kHz 1@23



QPSK 15kHz 1@5

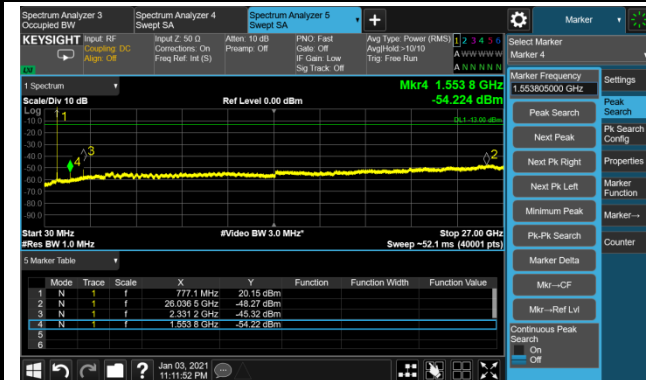


QPSK 15kHz 12@0

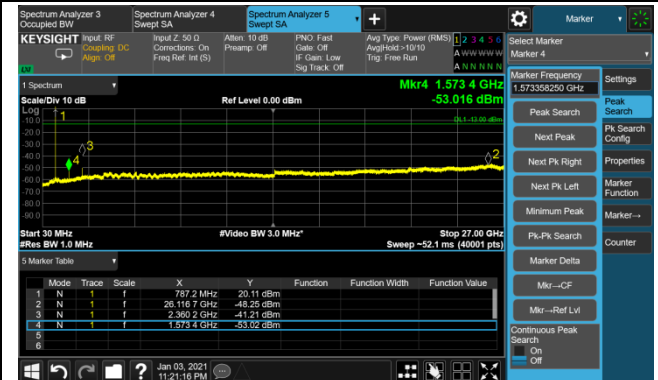


Channel 23278 (786.8 MHz)

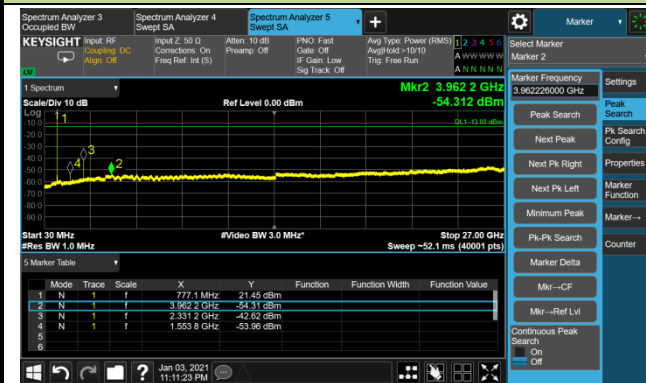
BPSK 3.75kHz 1@47



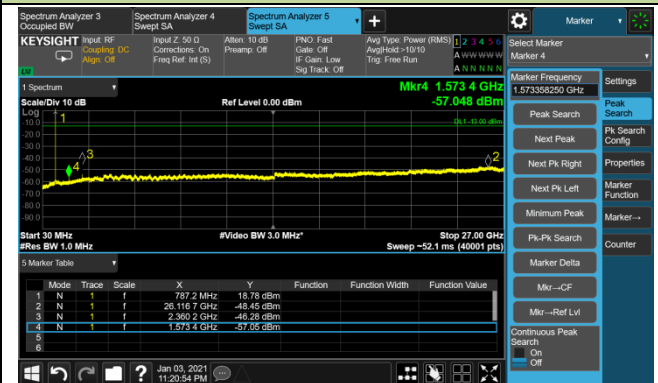
BPSK 15kHz 1@11



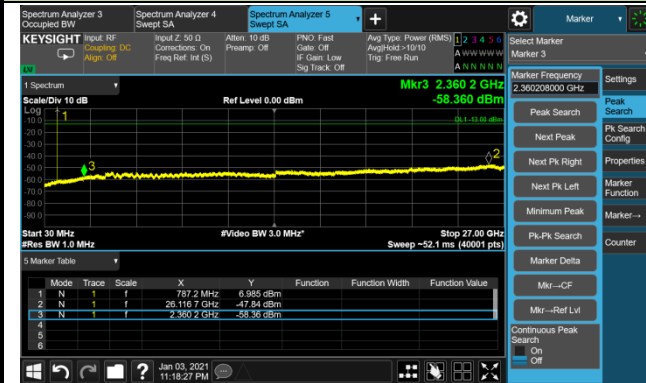
QPSK 3.75kHz 1@47



QPSK 15kHz 1@11



QPSK 15kHz 12@0



5.8. Radiated Spurious Emissions Measurements

5.8.1. Test Limit

Out of band emissions: The power of any emission outside of the authorized operating frequency ranges must be attenuated below the transmitting power (P) by a factor of at least $43 + 10 \log(P)$ dB. The emission limit equal to -13dBm.

For Band 13, For operations in the 746-758 MHz, 775-788 MHz, and 805-806 MHz bands, emissions in the band 1559-1610 MHz shall be limited to -70 dBW/MHz (-40dBm/MHz) equivalent isotropically radiated power (EIRP) for wideband signals, and -80 dBW (-50dBm) EIRP for discrete emissions of less than 700 Hz bandwidth.

E (dB μ V/m) = EIRP (dBm) - 20 log D + 104.8; where D is the measurement distance in meters. The emission limit equal to 82.3dB μ V/m or 70.3dB μ V/m.

5.8.2. Test Procedure Used

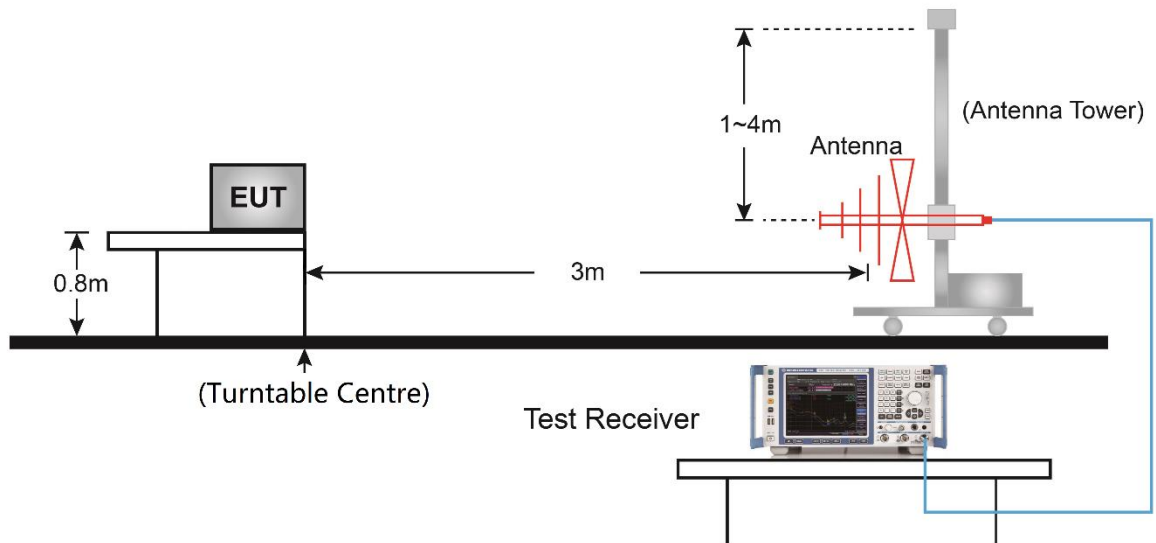
ANSI C63.26-2015 - Section 5.2.7 & 5.5

5.8.3. Test Setting

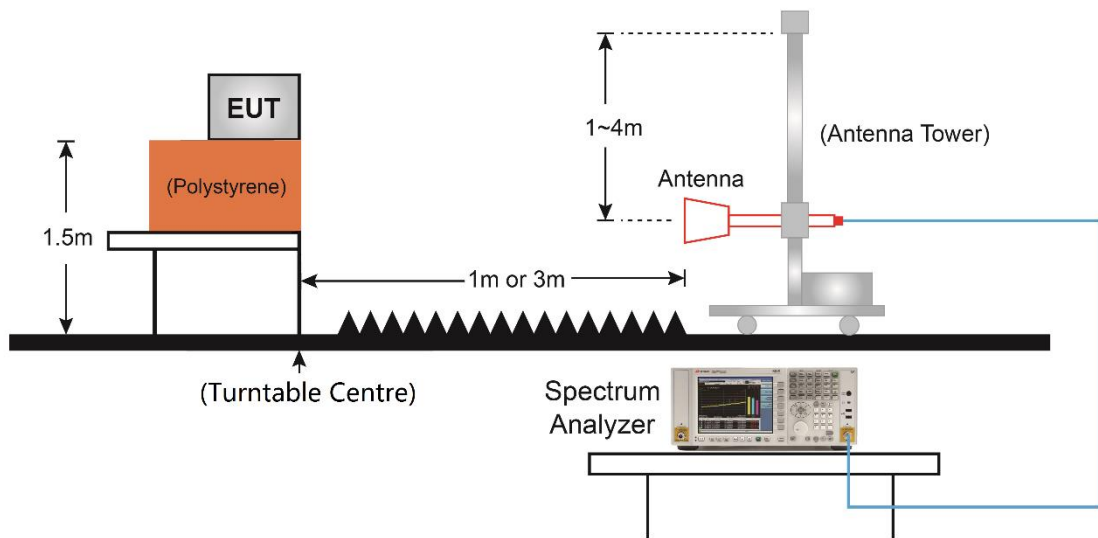
1. RBW = 1MHz
2. VBW \geq 3*RBW
3. Sweep time \geq 10 \times (number of points in sweep) \times (transmission symbol period)
4. Detector = Peak
5. Trace mode = max hold
6. The trace was allowed to stabilize

5.8.4. Test Setup

Below 1GHz Test Setup:



Above 1GHz Test Setup:



5.8.5. Test Result

Product	NB-IoT Module	Test Site	WZ-AC2
Test Engineer	Hyde Yu	Test Date	2020/12/20
Test Configuration	NB-IoT Band 2/25, 3.75kHz, 1RB		

Frequency (MHz)	Reading Level (dBμV)	Factor (dB)	Measure Level (dBμV/m)	Limit (dBμV/m)	Margin (dB)	Detector	Polarization
Bottom CH 26041 (1850.1MHz)							
46.5	8.5	20.6	29.1	82.3	-53.2	Peak	Horizontal
834.6	2.9	30.7	33.6	82.3	-48.7	Peak	Horizontal
31.5	18.8	17.2	36.0	82.3	-46.3	Peak	Vertical
44.1	17.5	20.5	38.0	82.3	-44.3	Peak	Vertical
5547.5	36.5	4.9	41.4	82.3	-40.9	Peak	Horizontal
8046.5	33.3	12.7	46.0	82.3	-36.3	Peak	Horizontal
5547.5	43.1	4.9	48.0	82.3	-34.3	Peak	Vertical
7919.0	33.0	12.3	45.3	82.3	-37.0	Peak	Vertical
Middle CH 26365 (1882.5MHz)							
47.0	5.5	20.6	26.1	82.3	-56.2	Peak	Horizontal
748.3	4.5	29.6	34.1	82.3	-48.2	Peak	Horizontal
44.1	18.7	20.5	39.2	82.3	-43.1	Peak	Vertical
616.4	7.4	27.5	34.9	82.3	-47.4	Peak	Vertical
4000.5	36.7	1.5	38.2	82.3	-44.1	Peak	Horizontal
6491.0	33.3	8.6	41.9	82.3	-40.4	Peak	Horizontal
4017.5	36.9	1.7	38.6	82.3	-43.7	Peak	Vertical
5649.5	37.8	5.5	43.3	82.3	-39.0	Peak	Vertical
Top CH 26689 (1914.9MHz)							
54.7	5.3	20.2	25.5	82.3	-56.8	Peak	Horizontal
904.9	4.3	31.4	35.7	82.3	-46.6	Peak	Horizontal
44.1	17.9	20.5	38.4	82.3	-43.9	Peak	Vertical
54.3	14.9	20.3	35.2	82.3	-47.1	Peak	Vertical
7179.5	32.8	11.9	44.7	82.3	-37.6	Peak	Horizontal
10953.5	30.3	18.8	49.1	82.3	-33.2	Peak	Horizontal
5743.0	36.7	5.8	42.5	82.3	-39.8	Peak	Vertical
10562.5	31.4	17.8	49.2	82.3	-33.1	Peak	Vertical

Note: Measure Level (dBm) = Reading Level (dBm) + Factor (dB).

Product	NB-IoT Module	Test Site	WZ-AC2
Test Engineer	Hyde Yu	Test Date	2020/12/20
Test Configuration	NB-IoT Band 4/66, 3.75kHz, 1RB		

Frequency (MHz)	Reading Level (dBμV)	Factor (dB)	Measure Level(dBμV/m)	Limit (dBμV/m)	Margin (dB)	Detector	Polarization
Bottom CH 131973 (1710.1MHz)							
46.5	5.9	20.6	26.5	82.3	-55.8	Peak	Horizontal
823.9	4.0	30.3	34.3	82.3	-48.0	Peak	Horizontal
44.1	18.6	20.5	39.1	82.3	-43.2	Peak	Vertical
53.8	14.8	20.4	35.2	82.3	-47.1	Peak	Vertical
3422.5	41.0	-0.3	40.7	82.3	-41.6	Peak	Horizontal
5564.5	34.8	5.1	39.9	82.3	-42.4	Peak	Horizontal
3422.5	39.9	-0.3	39.6	82.3	-42.7	Peak	Vertical
5131.0	37.3	4.7	42.0	82.3	-40.3	Peak	Vertical
Middle CH 132322 (1745.0MHz)							
46.5	7.0	20.6	27.6	82.3	-54.7	Peak	Horizontal
834.6	3.8	30.7	34.5	82.3	-47.8	Peak	Horizontal
44.1	18.4	20.5	38.9	82.3	-43.4	Peak	Vertical
54.3	15.4	20.3	35.7	82.3	-46.6	Peak	Vertical
5343.5	35.6	4.4	40.0	82.3	-42.3	Peak	Horizontal
8080.5	32.3	12.7	45.0	82.3	-37.3	Peak	Horizontal
5233.0	40.3	4.1	44.4	82.3	-37.9	Peak	Vertical
7910.5	32.3	12.0	44.3	82.3	-38.0	Peak	Vertical
Top CH 132671 (1779.9MHz)							
46.5	7.0	20.6	27.6	82.3	-54.7	Peak	Horizontal
836.6	3.6	30.7	34.3	82.3	-48.0	Peak	Horizontal
31.9	17.9	17.3	35.2	82.3	-47.1	Peak	Vertical
46.0	19.7	20.5	40.2	82.3	-42.1	Peak	Vertical
7332.5	32.1	12.2	44.3	82.3	-38.0	Peak	Horizontal
10613.5	30.9	18.0	48.9	82.3	-33.4	Peak	Horizontal
7332.5	32.1	12.2	44.3	82.3	-38.0	Peak	Vertical
10613.5	30.9	18.0	48.9	82.3	-33.4	Peak	Vertical

Note: Measure Level (dBm) = Reading Level (dBm) + Factor (dB).

Product	NB-IoT Module	Test Site	WZ-AC2
Test Engineer	Hyde Yu	Test Date	2020/12/20
Test Configuration	NB-IoT Band 5, 3.75kHz, 1RB		

Frequency (MHz)	Reading Level (dBμV)	Factor (dB)	Measure Level(dBμV/m)	Limit (dBμV/m)	Margin (dB)	Detector	Polarization
Bottom CH 20401 (824.1MHz)							
47.0	7.9	20.6	28.5	82.3	-53.8	Peak	Horizontal
946.7	6.9	31.4	38.3	82.3	-44.0	Peak	Horizontal
46.0	17.6	20.5	38.1	82.3	-44.2	Peak	Vertical
54.3	14.1	20.3	34.4	82.3	-47.9	Peak	Vertical
1646.0	43.5	-4.5	39.0	82.3	-43.3	Peak	Horizontal
2470.5	42.8	-1.2	41.6	82.3	-40.7	Peak	Horizontal
1646.0	43.7	-4.5	39.2	82.3	-43.1	Peak	Vertical
2470.5	43.4	-1.2	42.2	82.3	-40.1	Peak	Vertical
Middle CH 20525(836.5MHz)							
46.5	8.0	20.6	28.6	82.3	-53.7	Peak	Horizontal
959.3	9.8	31.7	41.5	82.3	-40.8	Peak	Horizontal
45.5	18.6	20.5	39.1	82.3	-43.2	Peak	Vertical
53.3	14.8	20.4	35.2	82.3	-47.1	Peak	Vertical
1671.5	47.0	-4.5	42.5	82.3	-39.8	Peak	Horizontal
2513.0	43.8	-1.3	42.5	82.3	-39.8	Peak	Horizontal
1671.5	46.8	-4.5	42.3	82.3	-40.0	Peak	Vertical
2513.0	41.0	-1.3	39.7	82.3	-42.6	Peak	Vertical
Top CH 20649 (848.9MHz)							
46.5	7.7	20.6	28.3	82.3	-54.0	Peak	Horizontal
760.9	4.0	29.8	33.8	82.3	-48.5	Peak	Horizontal
31.9	16.8	17.3	34.1	82.3	-48.2	Peak	Vertical
46.0	18.1	20.5	38.6	82.3	-43.7	Peak	Vertical
1697.0	42.8	-4.5	38.3	82.3	-44.0	Peak	Horizontal
2547.0	41.4	-1.1	40.3	82.3	-42.0	Peak	Horizontal
1697.0	44.3	-4.5	39.8	82.3	-42.5	Peak	Vertical
2547.0	39.9	-1.1	38.8	82.3	-43.5	Peak	Vertical

Note: Measure Level (dBm) = Reading Level (dBm) + Factor (dB).

Product	NB-IoT Module	Test Site	WZ-AC2
Test Engineer	Hyde Yu	Test Date	2020/12/20
Test Configuration	NB-IoT Band 12&17/85, 3.75kHz, 1RB		

Frequency (MHz)	Reading Level (dBμV)	Factor (dB)	Measure Level(dBμV/m)	Limit (dBμV/m)	Margin (dB)	Detector	Polarization
Bottom CH 134004 (698.2MHz)							
46.0	5.8	20.5	26.3	82.3	-56.0	Peak	Horizontal
825.4	4.2	30.4	34.6	82.3	-47.7	Peak	Horizontal
46.5	20.8	20.6	41.4	82.3	-40.9	Peak	Vertical
54.3	14.5	20.3	34.8	82.3	-47.5	Peak	Vertical
1399.5	48.1	-4.2	43.9	82.3	-38.4	Peak	Horizontal
2402.5	43.9	-0.9	43.0	82.3	-39.3	Peak	Horizontal
1399.5	53.6	-4.2	49.4	82.3	-32.9	Peak	Vertical
2402.5	40.4	-0.9	39.5	82.3	-42.8	Peak	Vertical
Middle CH 134082 (706MHz)							
46.5	4.9	20.6	25.5	82.3	-56.8	Peak	Horizontal
845.3	4.2	30.8	35.0	82.3	-47.3	Peak	Horizontal
45.0	15.5	20.5	36.0	82.3	-46.3	Peak	Vertical
54.3	14.3	20.3	34.6	82.3	-47.7	Peak	Vertical
1408.0	49.7	-4.2	45.5	82.3	-36.8	Peak	Horizontal
2122.0	43.2	-1.6	41.6	82.3	-40.7	Peak	Horizontal
1408.0	56.8	-4.2	52.6	82.3	-29.7	Peak	Vertical
2122.0	41.2	-1.6	39.6	82.3	-42.7	Peak	Vertical
Top CH 134180 (715.8MHz)							
46.5	5.3	20.6	25.9	82.3	-56.4	Peak	Horizontal
738.6	4.3	29.3	33.6	82.3	-48.7	Peak	Horizontal
44.1	17.1	20.5	37.6	82.3	-44.7	Peak	Vertical
53.8	14.5	20.4	34.9	82.3	-47.4	Peak	Vertical
1433.5	53.3	-4.2	49.1	82.3	-33.2	Peak	Horizontal
2147.5	41.2	-1.1	40.1	82.3	-42.2	Peak	Horizontal
1433.5	53.7	-4.2	49.5	82.3	-32.8	Peak	Vertical
2147.5	39.1	-1.1	38.0	82.3	-44.3	Peak	Vertical

Note: Measure Level (dBm) = Reading Level (dBm) + Factor (dB).

Product	NB-IoT Module	Test Site	WZ-AC2
Test Engineer	Hyde Yu	Test Date	2020/12/20
Test Configuration	NB-IoT Band 13, 3.75kHz, 1RB		

Frequency (MHz)	Reading Level (dBμV)	Factor (dB)	Measure Level(dBμV/m)	Limit (dBμV/m)	Margin (dB)	Detector	Polarization
Bottom CH 23182 (777.2MHz)							
47.0	8.0	20.6	28.6	82.3	-53.7	Peak	Horizontal
900.1	6.1	31.4	37.5	82.3	-44.8	Peak	Horizontal
45.5	19.0	20.5	39.5	82.3	-42.8	Peak	Vertical
654.2	10.0	27.8	37.8	82.3	-44.5	Peak	Vertical
1559.0	40.0	-4.4	35.6	55.3	-19.7	Peak	Horizontal
2334.5	38.6	-0.5	38.1	82.3	-44.2	Peak	Horizontal
1559.0	39.7	-4.4	35.3	55.3	-20.0	Peak	Vertical
5437.0	38.8	4.7	43.5	82.3	-38.8	Peak	Vertical
Bottom CH 23230 (782MHz)							
46.5	9.0	20.6	29.6	82.3	-52.7	Peak	Horizontal
609.6	3.2	27.5	30.7	82.3	-51.6	Peak	Horizontal
45.0	18.9	20.5	39.4	82.3	-42.9	Peak	Vertical
54.3	15.5	20.3	35.8	82.3	-46.5	Peak	Vertical
1561.0	41.0	-4.4	36.6	55.3	-18.7	Peak	Horizontal
2819.0	40.1	-1.4	38.7	82.3	-43.6	Peak	Horizontal
1561.0	41.3	-4.4	36.9	55.3	-18.4	Peak	Vertical
2810.5	38.7	-1.3	37.4	82.3	-44.9	Peak	Vertical
Bottom CH 23278 (786.8MHz)							
46.5	6.5	20.6	27.1	82.3	-55.2	Peak	Horizontal
542.2	4.5	26.0	30.5	82.3	-51.8	Peak	Horizontal
44.1	17.2	20.5	37.7	82.3	-44.6	Peak	Vertical
53.3	16.1	20.4	36.5	82.3	-45.8	Peak	Vertical
1569.5	41.7	-4.4	37.3	55.3	-18.0	Peak	Horizontal
3040.0	39.3	-1.4	37.9	82.3	-44.4	Peak	Horizontal
1569.5	41.4	-4.4	37.0	55.3	-18.3	Peak	Vertical
2802.0	38.9	-1.1	37.8	82.3	-44.5	Peak	Vertical

Note: Measure Level (dBm) = Reading Level (dBm) + Factor (dB).

6. CONCLUSION

The data collected relate only the item(s) tested and show that unit is compliance with FCC Rules.

The End

Appendix A - Test Setup Photograph

Refer to "2012RSU022-UT" file.

Appendix B - EUT Photograph

Refer to "2012RSU022-UE" file.