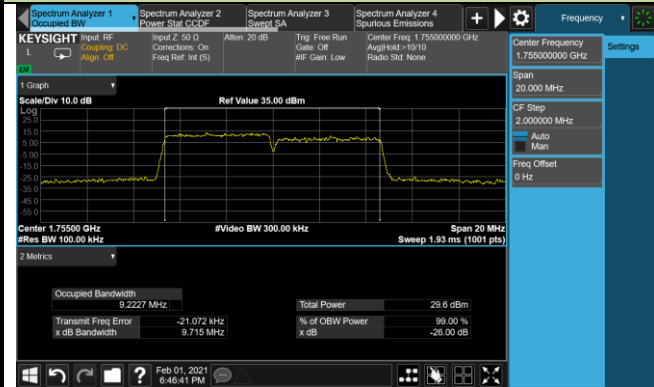
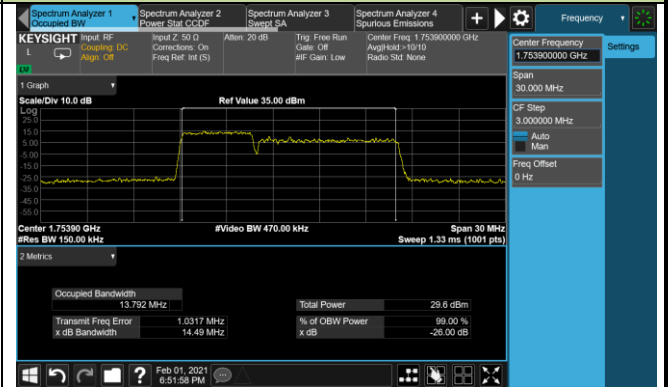


99% Bandwidth - 16QAM

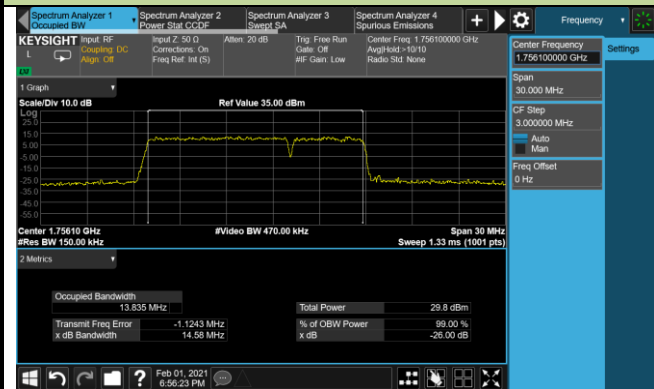
5+5MHz Channel Bandwidth



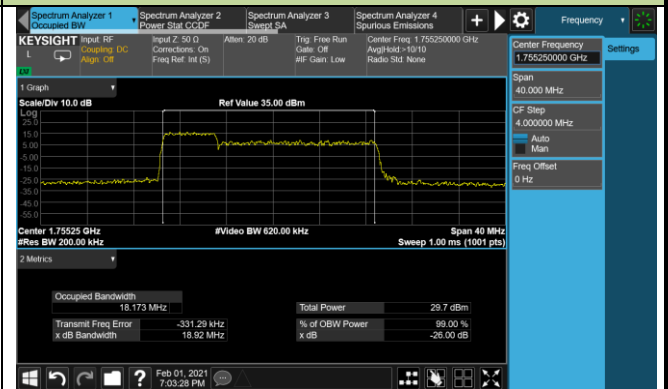
5+10MHz Channel Bandwidth



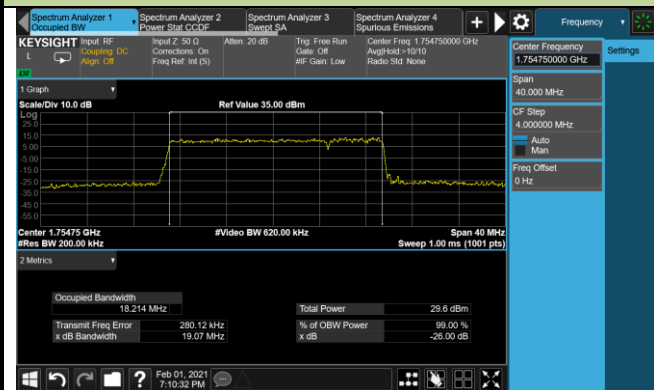
10+5MHz Channel Bandwidth



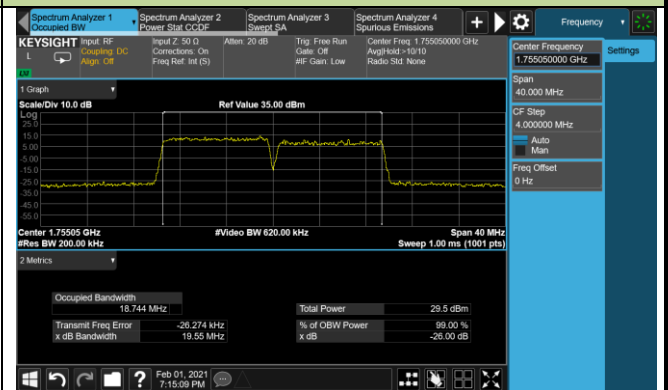
5+15MHz Channel Bandwidth



15+5MHz Channel Bandwidth

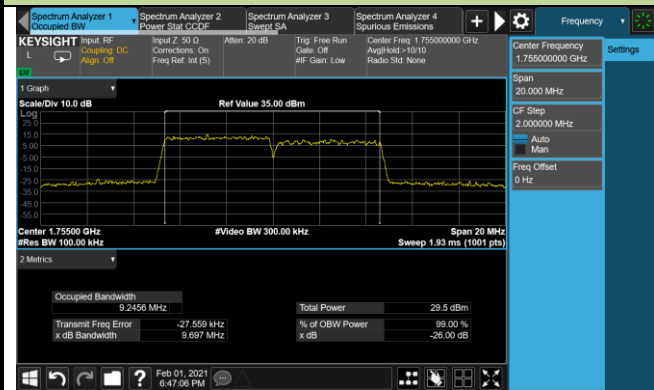


10+10MHz Channel Bandwidth

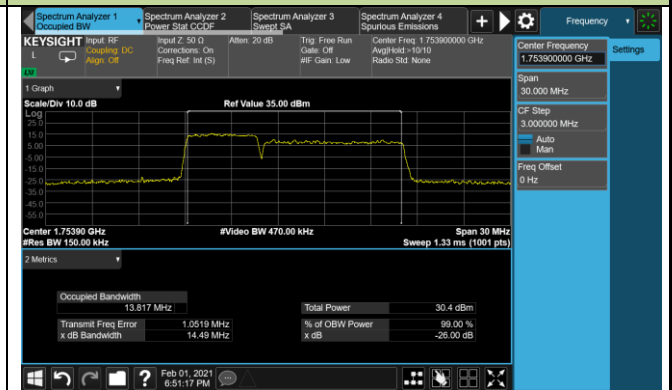


99% Bandwidth - 64QAM

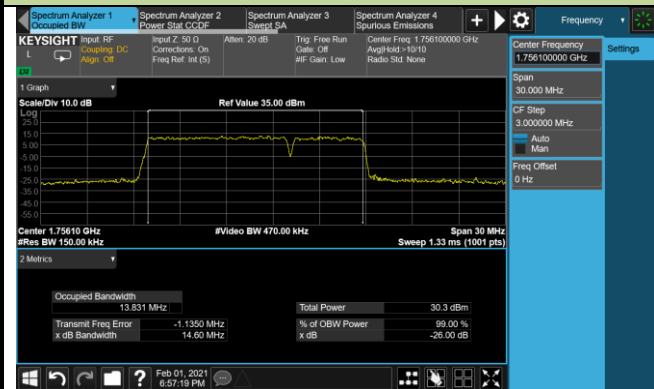
5+5MHz Channel Bandwidth



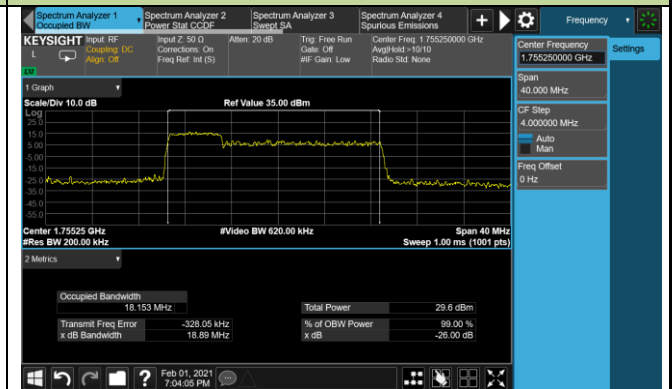
5+10MHz Channel Bandwidth



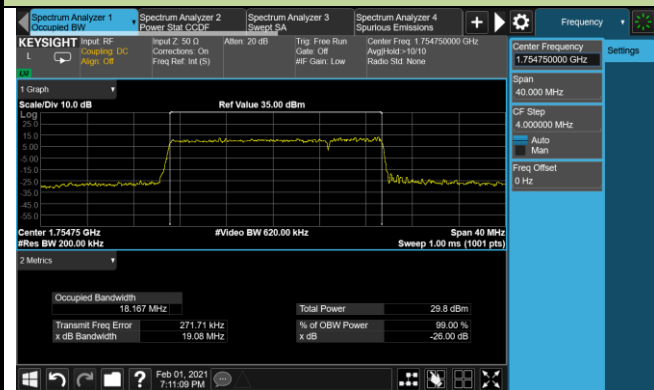
10+5MHz Channel Bandwidth



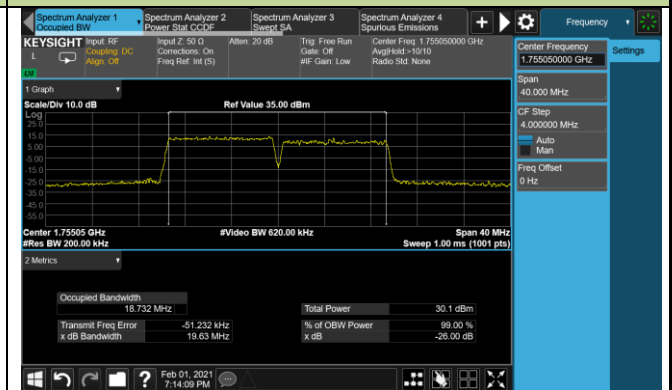
5+15MHz Channel Bandwidth



15+5MHz Channel Bandwidth



10+10MHz Channel Bandwidth



5.3. Frequency Stability Measurement

5.3.1. Test Limit

The frequency stability shall be measured by variation of ambient temperature and variation of primary supply voltage to ensure that the fundamental emission stays within the authorized frequency block. The frequency stability of the transmitter shall be maintained within $\pm 0.00025\%$ ($\pm 2.5\text{ppm}$) of the center frequency.

5.3.2. Test Procedures Used

ANSI C63.26-2015 - Section 5.6

5.3.3. Test Setting

Frequency Stability Under Temperature Variations:


The equipment under test was connected to an external AC or DC power supply and input rated voltage. RF output was connected to a frequency counter or spectrum analyzer via feed through attenuators. The EUT was placed inside the temperature chamber. Set the spectrum analyzer RBW low enough to obtain the desired frequency resolution and measure EUT 20°C operating frequency as reference frequency. Turn EUT off and set the chamber temperature to highest. After the temperature stabilized for approximately 30 minutes recorded the frequency. Repeat step measure with 10°C decreased per stage until the lowest temperature reached.

Frequency Stability Under Voltage Variations:

Set chamber temperature to 20°C. Use a variable AC power supply / DC power source to power the EUT and set the voltage to rated voltage. Set the spectrum analyzer RBW low enough to obtain the desired frequency resolution and recorded the frequency.

Reduce the input voltage to specify extreme voltage variation ($\pm 15\%$) and endpoint, record the maximum frequency change.

5.3.4. Test Setup



5.3.5. Test Result

Product	LTE Module	Test Site	WZ-TR3
Test Engineer	Cloud Guo	Test Date	2021/02/01
Test Band	LTE Band 2/25		

Power (VDC)	Temp (°C)	Frequency Tolerance (ppm)
3.8	- 30	-0.0019
	- 20	-0.0041
	- 10	-0.0007
	0	0.0002
	+ 10	0.0031
	+ 20 (Ref)	0.0032
	+ 30	0.0018
	+ 40	0.0046
	+ 50	0.0046
4.3	+ 20	0.0013
3.3	+ 20	-0.0022

Product	LTE Module	Test Site	WZ-TR3
Test Engineer	Cloud Guo	Test Date	2021/02/01
Test Band	LTE Band 4/66		

Power (VDC)	Temp (°C)	Frequency Tolerance (ppm)
3.8	- 30	0.0000
	- 20	-0.0042
	- 10	-0.0051
	0	-0.0052
	+ 10	-0.0017
	+ 20 (Ref)	0.0028
	+ 30	0.0011
	+ 40	0.0036
	+ 50	-0.0008
4.3	+ 20	0.0012
3.3	+ 20	0.0012

Product	LTE Module	Test Site	WZ-TR3
Test Engineer	Cloud Guo	Test Date	2021/02/01
Test Band	LTE Band 5/26		

Power (VDC)	Temp (°C)	Frequency Tolerance (ppm)
3.8	- 30	-0.0014
	- 20	-0.0022
	- 10	0.0034
	0	-0.0021
	+ 10	-0.0021
	+ 20 (Ref)	-0.0012
	+ 30	-0.0071
	+ 40	-0.0039
	+ 50	0.0021
4.3	+ 20	-0.0021
3.3	+ 20	0.0003

Product	LTE Module	Test Site	WZ-TR3
Test Engineer	Cloud Guo	Test Date	2021/02/01
Test Band	LTE Band 7		

Power (VDC)	Temp (°C)	Frequency Tolerance (ppm)
3.8	- 30	0.0093
	- 20	-0.0050
	- 10	-0.0059
	0	-0.0040
	+ 10	-0.0050
	+ 20 (Ref)	-0.0004
	+ 30	-0.0012
	+ 40	-0.0026
	+ 50	0.0093
4.3	+ 20	0.0048
3.3	+ 20	-0.0009

Product	LTE Module	Test Site	WZ-TR3
Test Engineer	Cloud Guo	Test Date	2021/02/01
Test Band	LTE Band 12		

Power (VDC)	Temp (°C)	Frequency Tolerance (ppm)
3.8	- 30	-0.0041
	- 20	0.0028
	- 10	-0.0042
	0	0.0043
	+ 10	-0.0084
	+ 20 (Ref)	0.0010
	+ 30	-0.0004
	+ 40	0.0040
	+ 50	0.0049
4.3	+ 20	-0.0073
3.3	+ 20	-0.0047

Product	LTE Module	Test Site	WZ-TR3
Test Engineer	Cloud Guo	Test Date	2021/02/01
Test Band	LTE Band 13		

Power (VDC)	Temp (°C)	Frequency Tolerance (ppm)
3.8	- 30	-0.0048
	- 20	-0.0053
	- 10	-0.0041
	0	-0.0035
	+ 10	-0.0061
	+ 20 (Ref)	-0.0086
	+ 30	0.0023
	+ 40	-0.0070
	+ 50	0.0040
4.3	+ 20	0.0035
3.3	+ 20	-0.0086

Product	LTE Module	Test Site	WZ-TR3
Test Engineer	Cloud Guo	Test Date	2021/02/01
Test Band	LTE Band 71		

Power (VDC)	Temp (°C)	Frequency Tolerance (ppm)
3.8	- 30	-0.0004
	- 20	0.0020
	- 10	0.0009
	0	-0.0007
	+ 10	-0.0001
	+ 20 (Ref)	0.0020
	+ 30	-0.0020
	+ 40	-0.0027
	+ 50	-0.0016
4.3	+ 20	0.0023
3.3	+ 20	0.0009

5.4. Equivalent Isotropically Radiated Power Measurement

5.4.1. Test Limit

Band 5/26:

The ERP of mobile transmitters and auxiliary test transmitters must not exceed 7 watts.

Band 12, 13

Control stations and mobile stations transmitting in the 746-757 MHz, 776-788 MHz, and 805-806 MHz bands are limited to 30 watts ERP.

Control and mobile stations in the 698-746 MHz band are limited to 30 watts ERP.

Band 71:

Fixed and mobile stations in the 600 MHz uplink band are limited to 3 watts ERP.

Band 2/25, 7:

Mobile and portable stations are limited to 2 watts EIRP and the equipment must employ a means for limiting power to the minimum necessary for successful communications.

Band 4/66:

Fixed, mobile stations operating in the 1710-1755 MHz band and mobile in the 1695-1710 MHz and 1755-1780 MHz bands are limited to 1 watt EIRP.

5.4.2. Test Procedures Used

ANSI C63.26-2015 - Section 5.2

5.4.3. Test Setting

Average power measurements were performed only when the EUT was transmitting at its maximum power control level using a broadband power meter with a pulse sensor. The power meter implemented triggering and gating capabilities which were set up such that power measurements were recorded only during the ON time of the transmitter.

The relevant equation for determining the maximum ERP or EIRP from the measured RF output power is given in Equation (1) as follows:

$$\text{ERP or EIRP} = P_{\text{Meas}} + G_{\text{T}}$$

where


ERP or EIRP effective radiated power or equivalent isotropically radiated power, respectively (expressed in the same units as P_{Meas} , e.g., dBm or dBW)

P_{Meas} measured transmitter output power or PSD, in dBm or dBW

G_{T} gain of the transmitting antenna, in dBd (ERP) or dBi (EIRP)

ERP = EIRP -2.15

5.4.4. Test Setup



5.4.5. Test Result

Product	LTE Module	Test Site	WZ-SR6
Test Engineer	Cloud Guo	Test Date	2021/02/01
Test Band	LTE Band 2/25		

Channel No.	Frequency (MHz)	Channel Bandwidth (MHz)	RB Size	RB Offset	Output Power (dBm)	EIRP (dBm)	Limit (dBm)
QPSK							
26047	1850.70	1.4	1	0	22.68	22.93	< 33.01
26365	1882.50				22.72	22.97	< 33.01
26683	1914.30				22.63	22.88	< 33.01
26047	1850.70	1.4	1	2	22.82	23.07	< 33.01
26365	1882.50				22.86	23.11	< 33.01
26683	1914.30				22.76	23.01	< 33.01
26047	1850.70	1.4	1	6	22.75	23.00	< 33.01
26365	1882.50				22.78	23.03	< 33.01
26683	1914.30				22.72	22.97	< 33.01
26047	1850.70	1.4	6	0	21.80	22.05	< 33.01
26365	1882.50				21.82	22.07	< 33.01
26683	1914.30				21.81	22.06	< 33.01
26055	1851.50	3	1	0	22.74	22.99	< 33.01
26365	1882.50				22.72	22.97	< 33.01
26675	1913.50				22.73	22.98	< 33.01
26055	1851.50	3	1	7	22.93	23.18	< 33.01
26365	1882.50				22.88	23.13	< 33.01
26675	1913.50				22.85	23.10	< 33.01
26055	1851.50	3	1	14	22.84	23.09	< 33.01
26365	1882.50				22.78	23.03	< 33.01
26675	1913.50				22.81	23.06	< 33.01
26055	1851.50	3	15	0	21.88	22.13	< 33.01
26365	1882.50				21.92	22.17	< 33.01
26675	1913.50				21.93	22.18	< 33.01

Note: The EIRP (dBm) = Output Power (dBm) + Antenna Gain (dBi)

Channel No.	Frequency (MHz)	Channel Bandwidth (MHz)	RB Size	RB Offset	Output Power (dBm)	EIRP (dBm)	Limit (dBm)
QPSK							
26065	1852.50	5	1	0	22.71	22.96	< 33.01
26365	1882.50				22.76	23.01	< 33.01
26665	1912.50				22.74	22.99	< 33.01
26065	1852.50	5	1	12	22.85	23.10	< 33.01
26365	1882.50				22.89	23.14	< 33.01
26665	1912.50				22.91	23.16	< 33.01
26065	1852.50	5	1	24	22.80	23.05	< 33.01
26365	1882.50				22.87	23.12	< 33.01
26665	1912.50				22.79	23.04	< 33.01
26065	1852.50	5	25	0	21.88	22.13	< 33.01
26365	1882.50				21.92	22.17	< 33.01
26665	1912.50				21.90	22.15	< 33.01
16390	1855.00	10	1	0	22.75	23.00	< 33.01
26365	1882.50				22.84	23.09	< 33.01
26640	1910.00				22.78	23.03	< 33.01
16390	1855.00	10	1	24	22.65	22.90	< 33.01
26365	1882.50				22.73	22.98	< 33.01
26640	1910.00				22.71	22.96	< 33.01
16390	1855.00	10	1	49	22.79	23.04	< 33.01
26365	1882.50				22.90	23.15	< 33.01
26640	1910.00				22.88	23.13	< 33.01
16390	1855.00	10	50	0	21.85	22.10	< 33.01
26365	1882.50				21.89	22.14	< 33.01
26640	1910.00				21.88	22.13	< 33.01

Note: The EIRP (dBm) = Output Power (dBm) + Antenna Gain (dBi)

Channel No.	Frequency (MHz)	Channel Bandwidth (MHz)	RB Size	RB Offset	Output Power (dBm)	EIRP (dBm)	Limit (dBm)
QPSK							
26115	1857.50	15	1	0	22.82	23.07	< 33.01
26365	1882.50				22.94	23.19	< 33.01
26615	1907.50				22.92	23.17	< 33.01
26115	1857.50	15	1	37	22.89	23.14	< 33.01
26365	1882.50				22.94	23.19	< 33.01
26615	1907.50				22.96	23.21	< 33.01
26115	1857.50	15	1	74	22.98	23.23	< 33.01
26365	1882.50				23.02	23.27	< 33.01
26615	1907.50				23.04	23.29	< 33.01
26115	1857.50	15	75	0	22.01	22.26	< 33.01
26365	1882.50				22.08	22.33	< 33.01
26615	1907.50				22.08	22.33	< 33.01
26140	1860.00	20	1	0	22.91	23.16	< 33.01
26365	1882.50				22.92	23.17	< 33.01
26590	1905.00				22.91	23.16	< 33.01
26140	1860.00	20	1	49	22.91	23.16	< 33.01
26365	1882.50				22.94	23.19	< 33.01
26590	1905.00				22.94	23.19	< 33.01
26140	1860.00	20	1	99	22.97	23.22	< 33.01
26365	1882.50				23.03	23.28	< 33.01
26590	1905.00				23.06	23.31	< 33.01
26140	1860.00	20	100	0	21.99	22.24	< 33.01
26365	1882.50				22.06	22.31	< 33.01
26590	1905.00				22.08	22.33	< 33.01

Note: The EIRP (dBm) = Output Power (dBm) + Antenna Gain (dBi)

Channel No.	Frequency (MHz)	Channel Bandwidth (MHz)	RB Size	RB Offset	Output Power (dBm)	EIRP (dBm)	Limit (dBm)
16QAM							
26047	1850.70	1.4	1	0	21.96	22.21	< 33.01
26365	1882.50				21.88	22.13	< 33.01
26683	1914.30				21.78	22.03	< 33.01
26047	1850.70	1.4	1	2	22.10	22.35	< 33.01
26365	1882.50				21.96	22.21	< 33.01
26683	1914.30				21.89	22.14	< 33.01
26047	1850.70	1.4	1	6	22.01	22.26	< 33.01
26365	1882.50				21.91	22.16	< 33.01
26683	1914.30				21.85	22.10	< 33.01
26047	1850.70	1.4	6	0	20.86	21.11	< 33.01
26365	1882.50				20.79	21.04	< 33.01
26683	1914.30				20.87	21.12	< 33.01
26055	1851.50	3	1	0	21.96	22.21	< 33.01
26365	1882.50				21.88	22.13	< 33.01
26675	1913.50				21.78	22.03	< 33.01
26055	1851.50	3	1	7	22.10	22.35	< 33.01
26365	1882.50				21.96	22.21	< 33.01
26675	1913.50				21.89	22.14	< 33.01
26055	1851.50	3	1	14	22.01	22.26	< 33.01
26365	1882.50				21.91	22.16	< 33.01
26675	1913.50				21.85	22.10	< 33.01
26055	1851.50	3	15	0	20.86	21.11	< 33.01
26365	1882.50				20.79	21.04	< 33.01
26675	1913.50				20.87	21.12	< 33.01

Note: The EIRP (dBm) = Output Power (dBm) + Antenna Gain (dBi)

Channel No.	Frequency (MHz)	Channel Bandwidth (MHz)	RB Size	RB Offset	Output Power (dBm)	EIRP (dBm)	Limit (dBm)
16QAM							
26065	1852.50	5	1	0	21.71	21.96	< 33.01
26365	1882.50				22.12	22.37	< 33.01
26665	1912.50				21.94	22.19	< 33.01
26065	1852.50	5	1	12	21.86	22.11	< 33.01
26365	1882.50				22.29	22.54	< 33.01
26665	1912.50				22.11	22.36	< 33.01
26065	1852.50	5	1	24	21.86	22.11	< 33.01
26365	1882.50				22.24	22.49	< 33.01
26665	1912.50				21.98	22.23	< 33.01
26065	1852.50	5	25	0	20.99	21.24	< 33.01
26365	1882.50				20.96	21.21	< 33.01
26665	1912.50				20.95	21.20	< 33.01
16390	1855.00	10	1	0	22.07	22.32	< 33.01
26365	1882.50				21.97	22.22	< 33.01
26640	1910.00				21.89	22.14	< 33.01
16390	1855.00	10	1	24	21.95	22.20	< 33.01
26365	1882.50				21.86	22.11	< 33.01
26640	1910.00				21.82	22.07	< 33.01
16390	1855.00	10	1	49	22.11	22.36	< 33.01
26365	1882.50				22.00	22.25	< 33.01
26640	1910.00				21.97	22.22	< 33.01
16390	1855.00	10	50	0	20.91	21.16	< 33.01
26365	1882.50				20.94	21.19	< 33.01
26640	1910.00				20.94	21.19	< 33.01

Note: The EIRP (dBm) = Output Power (dBm) + Antenna Gain (dBi)

Channel No.	Frequency (MHz)	Channel Bandwidth (MHz)	RB Size	RB Offset	Output Power (dBm)	EIRP (dBm)	Limit (dBm)
16QAM							
26115	1857.50	15	1	0	22.12	22.37	< 33.01
26365	1882.50				22.48	22.73	< 33.01
26615	1907.50				22.59	22.84	< 33.01
26115	1857.50	15	1	37	22.19	22.44	< 33.01
26365	1882.50				22.45	22.70	< 33.01
26615	1907.50				22.57	22.82	< 33.01
26115	1857.50	15	1	74	22.31	22.56	< 33.01
26365	1882.50				22.54	22.79	< 33.01
26615	1907.50				22.67	22.92	< 33.01
26115	1857.50	15	75	0	21.06	21.31	< 33.01
26365	1882.50				21.09	21.34	< 33.01
26615	1907.50				21.14	21.39	< 33.01
26140	1860.00	20	1	0	22.23	22.48	< 33.01
26365	1882.50				22.61	22.86	< 33.01
26590	1905.00				22.36	22.61	< 33.01
26140	1860.00	20	1	49	22.25	22.50	< 33.01
26365	1882.50				22.62	22.87	< 33.01
26590	1905.00				22.35	22.60	< 33.01
26140	1860.00	20	1	99	22.30	22.55	< 33.01
26365	1882.50				22.71	22.96	< 33.01
26590	1905.00				22.40	22.65	< 33.01
26140	1860.00	20	100	0	21.06	21.31	< 33.01
26365	1882.50				21.15	21.40	< 33.01
26590	1905.00				21.13	21.38	< 33.01
Note: The EIRP (dBm) = Output Power (dBm) + Antenna Gain (dBi)							

Channel No.	Frequency (MHz)	Channel Bandwidth (MHz)	RB Size	RB Offset	Output Power (dBm)	EIRP (dBm)	Limit (dBm)
64QAM							
26047	1850.70	1.4	1	0	20.97	21.22	< 33.01
26365	1882.50				20.71	20.96	< 33.01
26683	1914.30				21.18	21.43	< 33.01
26047	1850.70	1.4	1	2	21.06	21.31	< 33.01
26365	1882.50				20.82	21.07	< 33.01
26683	1914.30				21.29	21.54	< 33.01
26047	1850.70	1.4	1	6	20.98	21.23	< 33.01
26365	1882.50				20.80	21.05	< 33.01
26683	1914.30				21.22	21.47	< 33.01
26047	1850.70	1.4	6	0	20.09	20.34	< 33.01
26365	1882.50				19.98	20.23	< 33.01
26683	1914.30				19.89	20.14	< 33.01
26055	1851.50	3	1	0	20.78	21.03	< 33.01
26365	1882.50				21.08	21.33	< 33.01
26675	1913.50				20.95	21.20	< 33.01
26055	1851.50	3	1	7	20.91	21.16	< 33.01
26365	1882.50				21.25	21.50	< 33.01
26675	1913.50				21.11	21.36	< 33.01
26055	1851.50	3	1	14	20.83	21.08	< 33.01
26365	1882.50				21.18	21.43	< 33.01
26675	1913.50				21.03	21.28	< 33.01
26055	1851.50	3	15	0	20.01	20.26	< 33.01
26365	1882.50				19.98	20.23	< 33.01
26675	1913.50				20.15	20.40	< 33.01
Note: The EIRP (dBm) = Output Power (dBm) + Antenna Gain (dBi)							

Channel No.	Frequency (MHz)	Channel Bandwidth (MHz)	RB Size	RB Offset	Output Power (dBm)	EIRP (dBm)	Limit (dBm)
64QAM							
26065	1852.50	5	1	0	20.81	21.06	< 33.01
26365	1882.50				21.05	21.30	< 33.01
26665	1912.50				21.04	21.29	< 33.01
26065	1852.50	5	1	12	20.96	21.21	< 33.01
26365	1882.50				21.22	21.47	< 33.01
26665	1912.50				21.23	21.48	< 33.01
26065	1852.50	5	1	24	20.97	21.22	< 33.01
26365	1882.50				21.18	21.43	< 33.01
26665	1912.50				21.08	21.33	< 33.01
26065	1852.50	5	25	0	20.00	20.25	< 33.01
26365	1882.50				20.01	20.26	< 33.01
26665	1912.50				19.97	20.22	< 33.01
16390	1855.00	10	1	0	20.99	21.24	< 33.01
26365	1882.50				20.81	21.06	< 33.01
26640	1910.00				20.76	21.01	< 33.01
16390	1855.00	10	1	24	20.90	21.15	< 33.01
26365	1882.50				20.71	20.96	< 33.01
26640	1910.00				20.70	20.95	< 33.01
16390	1855.00	10	1	49	21.04	21.29	< 33.01
26365	1882.50				20.84	21.09	< 33.01
26640	1910.00				20.84	21.09	< 33.01
16390	1855.00	10	50	0	19.96	20.21	< 33.01
26365	1882.50				19.98	20.23	< 33.01
26640	1910.00				19.96	20.21	< 33.01

Note: The EIRP (dBm) = Output Power (dBm) + Antenna Gain (dBi)

Channel No.	Frequency (MHz)	Channel Bandwidth (MHz)	RB Size	RB Offset	Output Power (dBm)	EIRP (dBm)	Limit (dBm)
64QAM							
26115	1857.50	15	1	0	21.07	21.32	< 33.01
26365	1882.50				21.43	21.68	< 33.01
26615	1907.50				21.32	21.57	< 33.01
26115	1857.50	15	1	37	21.15	21.40	< 33.01
26365	1882.50				21.41	21.66	< 33.01
26615	1907.50				21.32	21.57	< 33.01
26115	1857.50	15	1	74	21.24	21.49	< 33.01
26365	1882.50				21.53	21.78	< 33.01
26615	1907.50				21.41	21.66	< 33.01
26115	1857.50	15	75	0	20.09	20.34	< 33.01
26365	1882.50				20.13	20.38	< 33.01
26615	1907.50				20.16	20.41	< 33.01
26140	1860.00	20	1	0	21.39	21.64	< 33.01
26365	1882.50				20.96	21.21	< 33.01
26590	1905.00				21.29	21.54	< 33.01
26140	1860.00	20	1	49	21.36	21.61	< 33.01
26365	1882.50				20.99	21.24	< 33.01
26590	1905.00				21.31	21.56	< 33.01
26140	1860.00	20	1	99	21.42	21.67	< 33.01
26365	1882.50				21.09	21.34	< 33.01
26590	1905.00				21.36	21.61	< 33.01
26140	1860.00	20	100	0	20.06	20.31	< 33.01
26365	1882.50				20.19	20.44	< 33.01
26590	1905.00				20.16	20.41	< 33.01

Note: The EIRP (dBm) = Output Power (dBm) + Antenna Gain (dBi)

Product	LTE Module	Test Site	WZ-SR6
Test Engineer	Cloud Guo	Test Date	2021/02/01
Test Band	LTE Band 4/66		

Channel No.	Frequency (MHz)	Channel Bandwidth (MHz)	RB Size	RB Offset	Output Power (dBm)	EIRP (dBm)	Limit (dBm)
QPSK							
131979	1710.70	1.4	1	0	22.48	23.95	< 30.00
132322	1745.00				22.15	23.62	< 30.00
132665	1779.30				22.03	23.50	< 30.00
131979	1710.70	1.4	1	2	22.57	24.04	< 30.00
132322	1745.00				22.22	23.69	< 30.00
132665	1779.30				22.11	23.58	< 30.00
131979	1710.70	1.4	1	6	22.44	23.91	< 30.00
132322	1745.00				22.15	23.62	< 30.00
132665	1779.30				22.09	23.56	< 30.00
131979	1710.70	1.4	6	0	21.54	23.01	< 30.00
132322	1745.00				21.16	22.63	< 30.00
132665	1779.30				21.19	22.66	< 30.00
131987	1711.50	3	1	0	22.58	24.05	< 30.00
132322	1745.00				22.21	23.68	< 30.00
132657	1778.50				22.21	23.68	< 30.00
131987	1711.50	3	1	7	22.65	24.12	< 30.00
132322	1745.00				22.32	23.79	< 30.00
132657	1778.50				22.18	23.65	< 30.00
131987	1711.50	3	1	14	22.46	23.93	< 30.00
132322	1745.00				22.21	23.68	< 30.00
132657	1778.50				21.32	22.79	< 30.00
131987	1711.50	3	15	0	22.58	24.05	< 30.00
132322	1745.00				21.30	22.77	< 30.00
132657	1778.50				21.32	22.79	< 30.00

Note: The EIRP (dBm) = Output Power (dBm) + Antenna Gain (dBi)

Channel No.	Frequency (MHz)	Channel Bandwidth (MHz)	RB Size	RB Offset	Output Power (dBm)	EIRP (dBm)	Limit (dBm)
QPSK							
131997	1712.50	5	1	0	22.59	24.06	< 30.00
132322	1745.00				22.23	23.70	< 30.00
132647	1777.50				22.19	23.66	< 30.00
131997	1712.50	5	1	12	22.63	24.10	< 30.00
132322	1745.00				22.27	23.74	< 30.00
132647	1777.50				22.26	23.73	< 30.00
131997	1712.50	5	1	24	22.58	24.05	< 30.00
132322	1745.00				22.26	23.73	< 30.00
132647	1777.50				22.29	23.76	< 30.00
131997	1712.50	5	25	0	21.63	23.10	< 30.00
132322	1745.00				21.29	22.76	< 30.00
132647	1777.50				21.28	22.75	< 30.00
132022	1715.00	10	1	0	22.51	23.98	< 30.00
132322	1745.00				22.25	23.72	< 30.00
132622	1775.00				22.25	23.72	< 30.00
132022	1715.00	10	1	24	22.45	23.92	< 30.00
132322	1745.00				22.17	23.64	< 30.00
132622	1775.00				22.08	23.55	< 30.00
132022	1715.00	10	1	49	22.58	24.05	< 30.00
132322	1745.00				22.28	23.75	< 30.00
132622	1775.00				22.25	23.72	< 30.00
132022	1715.00	10	50	0	21.63	23.10	< 30.00
132322	1745.00				21.28	22.75	< 30.00
132622	1775.00				21.25	22.72	< 30.00
Note: The EIRP (dBm) = Output Power (dBm) + Antenna Gain (dBi)							

Channel No.	Frequency (MHz)	Channel Bandwidth (MHz)	RB Size	RB Offset	Output Power (dBm)	EIRP (dBm)	Limit (dBm)
QPSK							
132047	1717.50	15	1	0	22.70	24.17	< 30.00
132322	1745.00				22.41	23.88	< 30.00
132597	1772.50				22.42	23.89	< 30.00
132047	1717.50	15	1	37	22.59	24.06	< 30.00
132322	1745.00				22.30	23.77	< 30.00
132597	1772.50				22.28	23.75	< 30.00
132047	1717.50	15	1	74	22.67	24.14	< 30.00
132322	1745.00				22.34	23.81	< 30.00
132597	1772.50				22.28	23.75	< 30.00
132047	1717.50	15	75	0	21.80	23.27	< 30.00
132322	1745.00				21.44	22.91	< 30.00
132597	1772.50				21.43	22.90	< 30.00
132072	1720.00	20	1	0	22.72	24.19	< 30.00
132322	1745.00				22.44	23.91	< 30.00
132572	1770.00				22.45	23.92	< 30.00
132072	1720.00	20	1	49	22.61	24.08	< 30.00
132322	1745.00				22.27	23.74	< 30.00
132572	1770.00				22.29	23.76	< 30.00
132072	1720.00	20	1	99	22.64	24.11	< 30.00
132322	1745.00				22.38	23.85	< 30.00
132572	1770.00				22.27	23.74	< 30.00
132072	1720.00	20	100	0	21.78	23.25	< 30.00
132322	1745.00				21.46	22.93	< 30.00
132572	1770.00				21.45	22.92	< 30.00
Note: The EIRP (dBm) = Output Power (dBm) + Antenna Gain (dBi)							

Channel No.	Frequency (MHz)	Channel Bandwidth (MHz)	RB Size	RB Offset	Output Power (dBm)	EIRP (dBm)	Limit (dBm)
16QAM							
131979	1710.70	1.4	1	0	21.75	23.22	< 30.00
132322	1745.00				21.26	22.73	< 30.00
132665	1779.30				21.19	22.66	< 30.00
131979	1710.70	1.4	1	2	21.84	23.31	< 30.00
132322	1745.00				21.34	22.81	< 30.00
132665	1779.30				21.26	22.73	< 30.00
131979	1710.70	1.4	1	6	21.70	23.17	< 30.00
132322	1745.00				21.28	22.75	< 30.00
132665	1779.30				21.18	22.65	< 30.00
131979	1710.70	1.4	6	0	20.61	22.08	< 30.00
132322	1745.00				20.16	21.63	< 30.00
132665	1779.30				20.26	21.73	< 30.00
131987	1711.50	3	1	0	21.79	23.26	< 30.00
132322	1745.00				21.36	22.83	< 30.00
132657	1778.50				21.85	23.32	< 30.00
131987	1711.50	3	1	7	21.91	23.38	< 30.00
132322	1745.00				21.35	22.82	< 30.00
132657	1778.50				21.79	23.26	< 30.00
131987	1711.50	3	1	14	21.78	23.25	< 30.00
132322	1745.00				21.33	22.80	< 30.00
132657	1778.50				20.35	21.82	< 30.00
131987	1711.50	3	15	0	21.83	23.30	< 30.00
132322	1745.00				20.34	21.81	< 30.00
132657	1778.50				20.35	21.82	< 30.00

Note: The EIRP (dBm) = Output Power (dBm) + Antenna Gain (dBi)

Channel No.	Frequency (MHz)	Channel Bandwidth (MHz)	RB Size	RB Offset	Output Power (dBm)	EIRP (dBm)	Limit (dBm)
16QAM							
131997	1712.50	5	1	0	21.77	23.24	< 30.00
132322	1745.00				21.22	22.69	< 30.00
132647	1777.50				21.54	23.01	< 30.00
131997	1712.50	5	1	12	21.81	23.28	< 30.00
132322	1745.00				21.29	22.76	< 30.00
132647	1777.50				21.67	23.14	< 30.00
131997	1712.50	5	1	24	21.82	23.29	< 30.00
132322	1745.00				21.27	22.74	< 30.00
132647	1777.50				21.65	23.12	< 30.00
131997	1712.50	5	25	0	20.72	22.19	< 30.00
132322	1745.00				20.38	21.85	< 30.00
132647	1777.50				20.30	21.77	< 30.00
132022	1715.00	10	1	0	21.81	23.28	< 30.00
132322	1745.00				21.34	22.81	< 30.00
132622	1775.00				21.84	23.31	< 30.00
132022	1715.00	10	1	24	21.73	23.20	< 30.00
132322	1745.00				21.26	22.73	< 30.00
132622	1775.00				21.73	23.20	< 30.00
132022	1715.00	10	1	49	21.86	23.33	< 30.00
132322	1745.00				21.41	22.88	< 30.00
132622	1775.00				21.87	23.34	< 30.00
132022	1715.00	10	50	0	20.68	22.15	< 30.00
132322	1745.00				20.30	21.77	< 30.00
132622	1775.00				20.30	21.77	< 30.00

Note: The EIRP (dBm) = Output Power (dBm) + Antenna Gain (dBi)

Channel No.	Frequency (MHz)	Channel Bandwidth (MHz)	RB Size	RB Offset	Output Power (dBm)	EIRP (dBm)	Limit (dBm)
16QAM							
132047	1717.50	15	1	0	21.97	23.44	< 30.00
132322	1745.00				21.93	23.40	< 30.00
132597	1772.50				22.08	23.55	< 30.00
132047	1717.50	15	1	37	21.91	23.38	< 30.00
132322	1745.00				21.81	23.28	< 30.00
132597	1772.50				21.93	23.40	< 30.00
132047	1717.50	15	1	74	21.97	23.44	< 30.00
132322	1745.00				21.84	23.31	< 30.00
132597	1772.50				21.91	23.38	< 30.00
132047	1717.50	15	75	0	20.83	22.30	< 30.00
132322	1745.00				20.46	21.93	< 30.00
132597	1772.50				20.49	21.96	< 30.00
132072	1720.00	20	1	0	22.03	23.50	< 30.00
132322	1745.00				22.10	23.57	< 30.00
132572	1770.00				21.83	23.30	< 30.00
132072	1720.00	20	1	49	21.91	23.38	< 30.00
132322	1745.00				21.97	23.44	< 30.00
132572	1770.00				21.69	23.16	< 30.00
132072	1720.00	20	1	99	21.91	23.38	< 30.00
132322	1745.00				22.04	23.51	< 30.00
132572	1770.00				21.65	23.12	< 30.00
132072	1720.00	20	100	0	20.76	22.23	< 30.00
132322	1745.00				20.51	21.98	< 30.00
132572	1770.00				20.47	21.94	< 30.00
Note: The EIRP (dBm) = Output Power (dBm) + Antenna Gain (dBi)							

Channel No.	Frequency (MHz)	Channel Bandwidth (MHz)	RB Size	RB Offset	Output Power (dBm)	EIRP (dBm)	Limit (dBm)
64QAM							
131979	1710.70	1.4	1	0	20.68	22.15	< 30.00
132322	1745.00				20.12	21.59	< 30.00
132665	1779.30				20.55	22.02	< 30.00
131979	1710.70	1.4	1	2	20.77	22.24	< 30.00
132322	1745.00				20.16	21.63	< 30.00
132665	1779.30				20.64	22.11	< 30.00
131979	1710.70	1.4	1	6	20.69	22.16	< 30.00
132322	1745.00				20.17	21.64	< 30.00
132665	1779.30				20.57	22.04	< 30.00
131979	1710.70	1.4	6	0	19.88	21.35	< 30.00
132322	1745.00				19.33	20.80	< 30.00
132665	1779.30				19.26	20.73	< 30.00
131987	1711.50	3	1	0	20.75	22.22	< 30.00
132322	1745.00				20.25	21.72	< 30.00
132657	1778.50				20.54	22.01	< 30.00
131987	1711.50	3	1	7	20.82	22.29	< 30.00
132322	1745.00				20.27	21.74	< 30.00
132657	1778.50				20.57	22.04	< 30.00
131987	1711.50	3	1	14	20.70	22.17	< 30.00
132322	1745.00				20.18	21.65	< 30.00
132657	1778.50				19.33	20.80	< 30.00
131987	1711.50	3	15	0	20.74	22.21	< 30.00
132322	1745.00				19.38	20.85	< 30.00
132657	1778.50				19.32	20.79	< 30.00
Note: The EIRP (dBm) = Output Power (dBm) + Antenna Gain (dBi)							

Channel No.	Frequency (MHz)	Channel Bandwidth (MHz)	RB Size	RB Offset	Output Power (dBm)	EIRP (dBm)	Limit (dBm)
64QAM							
131997	1712.50	5	1	0	20.92	22.39	< 30.00
132322	1745.00				20.28	21.75	< 30.00
132647	1777.50				20.44	21.91	< 30.00
131997	1712.50	5	1	12	20.94	22.41	< 30.00
132322	1745.00				20.34	21.81	< 30.00
132647	1777.50				20.58	22.05	< 30.00
131997	1712.50	5	1	24	20.91	22.38	< 30.00
132322	1745.00				20.37	21.84	< 30.00
132647	1777.50				20.55	22.02	< 30.00
131997	1712.50	5	25	0	19.71	21.18	< 30.00
132322	1745.00				19.34	20.81	< 30.00
132647	1777.50				19.32	20.79	< 30.00
132022	1715.00	10	1	0	20.75	22.22	< 30.00
132322	1745.00				20.23	21.70	< 30.00
132622	1775.00				20.56	22.03	< 30.00
132022	1715.00	10	1	24	20.71	22.18	< 30.00
132322	1745.00				20.11	21.58	< 30.00
132622	1775.00				20.48	21.95	< 30.00
132022	1715.00	10	1	49	20.81	22.28	< 30.00
132322	1745.00				20.22	21.69	< 30.00
132622	1775.00				20.61	22.08	< 30.00
132022	1715.00	10	50	0	19.68	21.15	< 30.00
132322	1745.00				19.34	20.81	< 30.00
132622	1775.00				19.31	20.78	< 30.00
Note: The EIRP (dBm) = Output Power (dBm) + Antenna Gain (dBi)							

Channel No.	Frequency (MHz)	Channel Bandwidth (MHz)	RB Size	RB Offset	Output Power (dBm)	EIRP (dBm)	Limit (dBm)
64QAM							
132047	1717.50	15	1	0	20.95	22.42	< 30.00
132322	1745.00				20.85	22.32	< 30.00
132597	1772.50				20.77	22.24	< 30.00
132047	1717.50	15	1	37	20.85	22.32	< 30.00
132322	1745.00				20.76	22.23	< 30.00
132597	1772.50				20.64	22.11	< 30.00
132047	1717.50	15	1	74	20.88	22.35	< 30.00
132322	1745.00				20.81	22.28	< 30.00
132597	1772.50				20.64	22.11	< 30.00
132047	1717.50	15	75	0	19.85	21.32	< 30.00
132322	1745.00				19.47	20.94	< 30.00
132597	1772.50				19.50	20.97	< 30.00
132072	1720.00	20	1	0	21.16	22.63	< 30.00
132322	1745.00				20.45	21.92	< 30.00
132572	1770.00				20.77	22.24	< 30.00
132072	1720.00	20	1	49	21.02	22.49	< 30.00
132322	1745.00				20.34	21.81	< 30.00
132572	1770.00				20.60	22.07	< 30.00
132072	1720.00	20	1	99	21.02	22.49	< 30.00
132322	1745.00				20.41	21.88	< 30.00
132572	1770.00				20.49	21.96	< 30.00
132072	1720.00	20	100	0	19.75	21.22	< 30.00
132322	1745.00				19.53	21.00	< 30.00
132572	1770.00				19.46	20.93	< 30.00
Note: The EIRP (dBm) = Output Power (dBm) + Antenna Gain (dBi)							

Product	LTE Module	Test Site	WZ-SR6
Test Engineer	Cloud Guo	Test Date	2021/02/01
Test Band	LTE Band 5/26		

Channel No.	Frequency (MHz)	Channel Bandwidth (MHz)	RB Size	RB Offset	Output Power (dBm)	ERP (dBm)	Limit (dBm)
QPSK							
26797	824.70	1.4	1	0	22.72	23.25	< 38.45
26915	836.50				22.83	23.36	< 38.45
27033	848.30				22.52	23.05	< 38.45
26797	824.70	1.4	1	2	22.86	23.39	< 38.45
26915	836.50				22.91	23.44	< 38.45
27033	848.30				22.53	23.06	< 38.45
26797	824.70	1.4	1	6	22.78	23.31	< 38.45
26915	836.50				22.78	23.31	< 38.45
27033	848.30				22.46	22.99	< 38.45
26797	824.70	1.4	6	0	21.88	22.41	< 38.45
26915	836.50				21.91	22.44	< 38.45
27033	848.30				21.63	22.16	< 38.45
26805	825.50	3	1	0	22.84	23.37	< 38.45
26915	836.50				22.83	23.36	< 38.45
27015	846.50				22.81	23.34	< 38.45
26805	825.50	3	1	7	22.94	23.47	< 38.45
26915	836.50				22.96	23.49	< 38.45
27015	846.50				22.83	23.36	< 38.45
26805	825.50	3	1	14	22.86	23.39	< 38.45
26915	836.50				22.84	23.37	< 38.45
27015	846.50				22.70	23.23	< 38.45
26805	825.50	3	15	0	22.01	22.54	< 38.45
26915	836.50				21.96	22.49	< 38.45
27015	846.50				21.86	22.39	< 38.45

Note: The ERP (dBm) = Output Power (dBm) + Antenna Gain (dBi) - 2.15

Channel No.	Frequency (MHz)	Channel Bandwidth (MHz)	RB Size	RB Offset	Output Power (dBm)	ERP (dBm)	Limit (dBm)
QPSK							
26815	826.50	5	1	0	22.83	23.36	< 38.45
26915	836.50				22.84	23.37	< 38.45
27015	846.50				22.68	23.21	< 38.45
26815	826.50	5	1	12	22.94	23.47	< 38.45
26915	836.50				22.95	23.48	< 38.45
27015	846.50				22.68	23.21	< 38.45
26815	826.50	5	1	24	22.89	23.42	< 38.45
26915	836.50				22.86	23.39	< 38.45
27015	846.50				22.57	23.10	< 38.45
26815	826.50	5	25	0	22.02	22.55	< 38.45
26915	836.50				21.97	22.50	< 38.45
27015	846.50				21.68	22.21	< 38.45
26840	829.00	10	1	0	22.97	23.50	< 38.45
26915	836.50				23.02	23.55	< 38.45
26990	844.00				22.79	23.32	< 38.45
26840	829.00	10	1	24	22.81	23.34	< 38.45
26915	836.50				22.87	23.40	< 38.45
26990	844.00				22.63	23.16	< 38.45
26840	829.00	10	1	49	22.87	23.40	< 38.45
26915	836.50				22.91	23.44	< 38.45
26990	844.00				22.66	23.19	< 38.45
26840	829.00	10	50	0	21.96	22.49	< 38.45
26915	836.50				21.95	22.48	< 38.45
26990	844.00				21.76	22.29	< 38.45
Note: The ERP (dBm) = Output Power (dBm) + Antenna Gain (dBi) - 2.15							

Channel No.	Frequency (MHz)	Channel Bandwidth (MHz)	RB Size	RB Offset	Output Power (dBm)	ERP (dBm)	Limit (dBm)
QPSK							
26765	821.50	15	1	0	22.83	23.36	< 38.45
26915	836.50				23.14	23.67	< 38.45
26965	841.50				22.85	23.38	< 38.45
26765	821.50	15	1	37	22.78	23.31	< 38.45
26915	836.50				23.02	23.55	< 38.45
26965	841.50				22.72	23.25	< 38.45
26765	821.50	15	1	74	22.77	23.30	< 38.45
26915	836.50				22.99	23.52	< 38.45
26965	841.50				22.69	23.22	< 38.45
26765	821.50	15	75	0	21.93	22.46	< 38.45
26915	836.50				22.05	22.58	< 38.45
26965	841.50				21.87	22.40	< 38.45
Note: The ERP (dBm) = Output Power (dBm) + Antenna Gain (dBi) - 2.15							

Channel No.	Frequency (MHz)	Channel Bandwidth (MHz)	RB Size	RB Offset	Output Power (dBm)	ERP (dBm)	Limit (dBm)
16QAM							
26797	824.70	1.4	1	0	21.88	22.41	< 38.45
26915	836.50				21.95	22.48	< 38.45
27033	848.30				21.62	22.15	< 38.45
26797	824.70	1.4	1	2	22.18	22.71	< 38.45
26915	836.50				21.98	22.51	< 38.45
27033	848.30				21.65	22.18	< 38.45
26797	824.70	1.4	1	6	22.07	22.60	< 38.45
26915	836.50				21.92	22.45	< 38.45
27033	848.30				21.59	22.12	< 38.45
26797	824.70	1.4	6	0	20.97	21.50	< 38.45
26915	836.50				20.82	21.35	< 38.45
27033	848.30				20.66	21.19	< 38.45
26805	825.50	3	1	0	22.10	22.63	< 38.45
26915	836.50				21.97	22.50	< 38.45
27015	846.50				22.39	22.92	< 38.45
26805	825.50	3	1	7	22.25	22.78	< 38.45
26915	836.50				22.07	22.60	< 38.45
27015	846.50				22.47	23.00	< 38.45
26805	825.50	3	1	14	22.17	22.70	< 38.45
26915	836.50				21.97	22.50	< 38.45
27015	846.50				22.36	22.89	< 38.45
26805	825.50	3	15	0	21.01	21.54	< 38.45
26915	836.50				21.05	21.58	< 38.45
27015	846.50				20.93	21.46	< 38.45

Note: The ERP (dBm) = Output Power (dBm) + Antenna Gain (dBi) - 2.15

Channel No.	Frequency (MHz)	Channel Bandwidth (MHz)	RB Size	RB Offset	Output Power (dBm)	ERP (dBm)	Limit (dBm)
16QAM							
26815	826.50	5	1	0	22.20	22.73	< 38.45
26915	836.50				22.03	22.56	< 38.45
27015	846.50				21.65	22.18	< 38.45
26815	826.50	5	1	12	22.37	22.90	< 38.45
26915	836.50				22.15	22.68	< 38.45
27015	846.50				21.65	22.18	< 38.45
26815	826.50	5	1	24	22.28	22.81	< 38.45
26915	836.50				22.07	22.60	< 38.45
27015	846.50				21.56	22.09	< 38.45
26815	826.50	5	25	0	21.02	21.55	< 38.45
26915	836.50				20.98	21.51	< 38.45
27015	846.50				20.72	21.25	< 38.45
26840	829.00	10	1	0	22.28	22.81	< 38.45
26915	836.50				22.12	22.65	< 38.45
26990	844.00				22.43	22.96	< 38.45
26840	829.00	10	1	24	22.14	22.67	< 38.45
26915	836.50				21.94	22.47	< 38.45
26990	844.00				22.26	22.79	< 38.45
26840	829.00	10	1	49	22.17	22.70	< 38.45
26915	836.50				22.03	22.56	< 38.45
26990	844.00				22.28	22.81	< 38.45
26840	829.00	10	50	0	21.01	21.54	< 38.45
26915	836.50				20.98	21.51	< 38.45
26990	844.00				20.78	21.31	< 38.45

Note: The ERP (dBm) = Output Power (dBm) + Antenna Gain (dBi) - 2.15

Channel No.	Frequency (MHz)	Channel Bandwidth (MHz)	RB Size	RB Offset	Output Power (dBm)	ERP (dBm)	Limit (dBm)
16QAM							
26765	821.50	15	1	0	22.32	22.85	< 38.45
26915	836.50				22.81	23.34	< 38.45
26965	841.50				22.53	23.06	< 38.45
26765	821.50	15	1	37	22.30	22.83	< 38.45
26915	836.50				22.71	23.24	< 38.45
26965	841.50				22.37	22.90	< 38.45
26765	821.50	15	1	74	22.25	22.78	< 38.45
26915	836.50				22.64	23.17	< 38.45
26965	841.50				22.32	22.85	< 38.45
26765	821.50	15	75	0	20.93	21.46	< 38.45
26915	836.50				21.06	21.59	< 38.45
26965	841.50				20.91	21.44	< 38.45
Note: The ERP (dBm) = Output Power (dBm) + Antenna Gain (dBi) - 2.15							

Channel No.	Frequency (MHz)	Channel Bandwidth (MHz)	RB Size	RB Offset	Output Power (dBm)	ERP (dBm)	Limit (dBm)
64QAM							
26797	824.70	1.4	1	0	21.32	21.85	< 38.45
26915	836.50				20.78	21.31	< 38.45
27033	848.30				20.96	21.49	< 38.45
26797	824.70	1.4	1	2	21.16	21.69	< 38.45
26915	836.50				20.83	21.36	< 38.45
27033	848.30				21.05	21.58	< 38.45
26797	824.70	1.4	1	6	21.07	21.60	< 38.45
26915	836.50				20.80	21.33	< 38.45
27033	848.30				20.93	21.46	< 38.45
26797	824.70	1.4	6	0	19.97	20.50	< 38.45
26915	836.50				19.99	20.52	< 38.45
27033	848.30				19.68	20.21	< 38.45
26805	825.50	3	1	0	21.08	21.61	< 38.45
26915	836.50				20.85	21.38	< 38.45
27015	846.50				21.13	21.66	< 38.45
26805	825.50	3	1	7	21.20	21.73	< 38.45
26915	836.50				20.95	21.48	< 38.45
27015	846.50				21.19	21.72	< 38.45
26805	825.50	3	1	14	21.12	21.65	< 38.45
26915	836.50				20.84	21.37	< 38.45
27015	846.50				21.11	21.64	< 38.45
26805	825.50	3	15	0	20.23	20.76	< 38.45
26915	836.50				20.07	20.60	< 38.45
27015	846.50				19.91	20.44	< 38.45
Note: The ERP (dBm) = Output Power (dBm) + Antenna Gain (dBi) - 2.15							

Channel No.	Frequency (MHz)	Channel Bandwidth (MHz)	RB Size	RB Offset	Output Power (dBm)	ERP (dBm)	Limit (dBm)
64QAM							
26815	826.50	5	1	0	21.13	21.66	< 38.45
26915	836.50				21.11	21.64	< 38.45
27015	846.50				20.75	21.28	< 38.45
26815	826.50	5	1	12	21.29	21.82	< 38.45
26915	836.50				21.23	21.76	< 38.45
27015	846.50				20.75	21.28	< 38.45
26815	826.50	5	1	24	21.17	21.70	< 38.45
26915	836.50				21.15	21.68	< 38.45
27015	846.50				20.68	21.21	< 38.45
26815	826.50	5	25	0	20.08	20.61	< 38.45
26915	836.50				19.96	20.49	< 38.45
27015	846.50				19.70	20.23	< 38.45
26840	829.00	10	1	0	21.21	21.74	< 38.45
26915	836.50				20.97	21.50	< 38.45
26990	844.00				21.13	21.66	< 38.45
26840	829.00	10	1	24	21.07	21.60	< 38.45
26915	836.50				20.79	21.32	< 38.45
26990	844.00				20.96	21.49	< 38.45
26840	829.00	10	1	49	21.12	21.65	< 38.45
26915	836.50				20.85	21.38	< 38.45
26990	844.00				21.01	21.54	< 38.45
26840	829.00	10	50	0	20.06	20.59	< 38.45
26915	836.50				20.01	20.54	< 38.45
26990	844.00				19.81	20.34	< 38.45
Note: The ERP (dBm) = Output Power (dBm) + Antenna Gain (dBi) - 2.15							

Channel No.	Frequency (MHz)	Channel Bandwidth (MHz)	RB Size	RB Offset	Output Power (dBm)	ERP (dBm)	Limit (dBm)
64QAM							
26765	821.50	15	1	0	21.29	21.82	< 38.45
26915	836.50				21.51	22.04	< 38.45
26965	841.50				21.23	21.76	< 38.45
26765	821.50	15	1	37	21.23	21.76	< 38.45
26915	836.50				21.39	21.92	< 38.45
26965	841.50				21.07	21.60	< 38.45
26765	821.50	15	1	74	21.18	21.71	< 38.45
26915	836.50				21.35	21.88	< 38.45
26965	841.50				21.04	21.57	< 38.45
26765	821.50	15	75	0	19.97	20.50	< 38.45
26915	836.50				20.09	20.62	< 38.45
26965	841.50				19.95	20.48	< 38.45
Note: The ERP (dBm) = Output Power (dBm) + Antenna Gain (dBi) - 2.15							

Product	LTE Module	Test Site	WZ-SR6
Test Engineer	Cloud Guo	Test Date	2021/02/01
Test Band	LTE Band 7		

Channel No.	Frequency (MHz)	Channel Bandwidth (MHz)	RB Size	RB Offset	Output Power (dBm)	EIRP (dBm)	Limit (dBm)
QPSK							
20775	2502.50	5	1	0	22.44	22.89	< 33.01
21100	2535.00				22.65	23.10	< 33.01
21425	2567.50				22.59	23.04	< 33.01
20775	2502.50	5	1	12	22.68	23.13	< 33.01
21100	2535.00				22.79	23.24	< 33.01
21425	2567.50				22.68	23.13	< 33.01
20775	2502.50	5	1	24	22.59	23.04	< 33.01
21100	2535.00				22.76	23.21	< 33.01
21425	2567.50				22.63	23.08	< 33.01
20775	2502.50	5	25	0	21.59	22.04	< 33.01
21100	2535.00				21.78	22.23	< 33.01
21425	2567.50				21.70	22.15	< 33.01
20800	2505.00	10	1	0	22.54	22.99	< 33.01
21100	2535.00				22.75	23.20	< 33.01
21400	2565.00				22.62	23.07	< 33.01
20800	2505.00	10	1	24	22.48	22.93	< 33.01
21100	2535.00				22.66	23.11	< 33.01
21400	2565.00				22.48	22.93	< 33.01
20800	2505.00	10	1	49	22.57	23.02	< 33.01
21100	2535.00				22.74	23.19	< 33.01
21400	2565.00				22.56	23.01	< 33.01
20800	2505.00	10	50	0	21.59	22.04	< 33.01
21100	2535.00				21.79	22.24	< 33.01
21400	2565.00				21.65	22.10	< 33.01

Note: The EIRP (dBm) = Output Power (dBm) + Antenna Gain (dBi)

Channel No.	Frequency (MHz)	Channel Bandwidth (MHz)	RB Size	RB Offset	Output Power (dBm)	EIRP (dBm)	Limit (dBm)
QPSK							
20825	2507.50	15	1	0	22.73	23.18	< 33.01
21100	2535.00				22.83	23.28	< 33.01
21375	2562.50				22.78	23.23	< 33.01
20825	2507.50	15	1	37	22.68	23.13	< 33.01
21100	2535.00				22.79	23.24	< 33.01
21375	2562.50				22.69	23.14	< 33.01
20825	2507.50	15	1	74	22.73	23.18	< 33.01
21100	2535.00				22.83	23.28	< 33.01
21375	2562.50				22.71	23.16	< 33.01
20825	2507.50	15	75	0	21.78	22.23	< 33.01
21100	2535.00				21.93	22.38	< 33.01
21375	2562.50				21.84	22.29	< 33.01
20850	2510.00	20	1	0	22.76	23.21	< 33.01
21100	2535.00				22.84	23.29	< 33.01
21350	2560.00				22.84	23.29	< 33.01
20850	2510.00	20	1	49	22.73	23.18	< 33.01
21100	2535.00				22.75	23.20	< 33.01
21350	2560.00				22.69	23.14	< 33.01
20850	2510.00	20	1	99	22.78	23.23	< 33.01
21100	2535.00				22.80	23.25	< 33.01
21350	2560.00				22.69	23.14	< 33.01
20850	2510.00	20	100	0	21.83	22.28	< 33.01
21100	2535.00				21.89	22.34	< 33.01
21350	2560.00				21.86	22.31	< 33.01
Note: The EIRP (dBm) = Output Power (dBm) + Antenna Gain (dBi)							

Channel No.	Frequency (MHz)	Channel Bandwidth (MHz)	RB Size	RB Offset	Output Power (dBm)	EIRP (dBm)	Limit (dBm)
16QAM							
20775	2502.50	5	1	0	21.38	21.83	< 33.01
21100	2535.00				21.94	22.39	< 33.01
21425	2567.50				21.78	22.23	< 33.01
20775	2502.50	5	1	12	21.59	22.04	< 33.01
21100	2535.00				22.14	22.59	< 33.01
21425	2567.50				21.87	22.32	< 33.01
20775	2502.50	5	1	24	21.57	22.02	< 33.01
21100	2535.00				22.10	22.55	< 33.01
21425	2567.50				21.79	22.24	< 33.01
20775	2502.50	5	25	0	20.65	21.10	< 33.01
21100	2535.00				20.79	21.24	< 33.01
21425	2567.50				20.71	21.16	< 33.01
20800	2505.00	10	1	0	21.80	22.25	< 33.01
21100	2535.00				21.84	22.29	< 33.01
21400	2565.00				22.28	22.73	< 33.01
20800	2505.00	10	1	24	21.75	22.20	< 33.01
21100	2535.00				21.76	22.21	< 33.01
21400	2565.00				22.12	22.57	< 33.01
20800	2505.00	10	1	49	21.83	22.28	< 33.01
21100	2535.00				21.83	22.28	< 33.01
21400	2565.00				22.17	22.62	< 33.01
20800	2505.00	10	50	0	20.64	21.09	< 33.01
21100	2535.00				20.80	21.25	< 33.01
21400	2565.00				20.65	21.10	< 33.01
Note: The EIRP (dBm) = Output Power (dBm) + Antenna Gain (dBi)							

Channel No.	Frequency (MHz)	Channel Bandwidth (MHz)	RB Size	RB Offset	Output Power (dBm)	EIRP (dBm)	Limit (dBm)
16QAM							
20825	2507.50	15	1	0	21.95	22.40	< 33.01
21100	2535.00				22.32	22.77	< 33.01
21375	2562.50				22.41	22.86	< 33.01
20825	2507.50	15	1	37	21.94	22.39	< 33.01
21100	2535.00				22.22	22.67	< 33.01
21375	2562.50				22.35	22.80	< 33.01
20825	2507.50	15	1	74	22.01	22.46	< 33.01
21100	2535.00				22.23	22.68	< 33.01
21375	2562.50				22.28	22.73	< 33.01
20825	2507.50	15	75	0	20.84	21.29	< 33.01
21100	2535.00				20.93	21.38	< 33.01
21375	2562.50				20.90	21.35	< 33.01
20850	2510.00	20	1	0	21.97	22.42	< 33.01
21100	2535.00				22.49	22.94	< 33.01
21350	2560.00				22.18	22.63	< 33.01
20850	2510.00	20	1	49	22.02	22.47	< 33.01
21100	2535.00				22.38	22.83	< 33.01
21350	2560.00				22.07	22.52	< 33.01
20850	2510.00	20	1	99	22.11	22.56	< 33.01
21100	2535.00				22.39	22.84	< 33.01
21350	2560.00				22.05	22.50	< 33.01
20850	2510.00	20	100	0	20.86	21.31	< 33.01
21100	2535.00				20.95	21.40	< 33.01
21350	2560.00				20.86	21.31	< 33.01
Note: The EIRP (dBm) = Output Power (dBm) + Antenna Gain (dBi)							

Channel No.	Frequency (MHz)	Channel Bandwidth (MHz)	RB Size	RB Offset	Output Power (dBm)	EIRP (dBm)	Limit (dBm)
64QAM							
20775	2502.50	5	1	0	20.50	20.95	< 33.01
21100	2535.00				20.92	21.37	< 33.01
21425	2567.50				20.84	21.29	< 33.01
20775	2502.50	5	1	12	20.71	21.16	< 33.01
21100	2535.00				21.09	21.54	< 33.01
21425	2567.50				20.96	21.41	< 33.01
20775	2502.50	5	1	24	20.69	21.14	< 33.01
21100	2535.00				21.01	21.46	< 33.01
21425	2567.50				20.88	21.33	< 33.01
20775	2502.50	5	25	0	19.66	20.11	< 33.01
21100	2535.00				19.85	20.30	< 33.01
21425	2567.50				19.69	20.14	< 33.01
20800	2505.00	10	1	0	20.69	21.14	< 33.01
21100	2535.00				20.75	21.20	< 33.01
21400	2565.00				20.95	21.40	< 33.01
20800	2505.00	10	1	24	20.67	21.12	< 33.01
21100	2535.00				20.59	21.04	< 33.01
21400	2565.00				20.88	21.33	< 33.01
20800	2505.00	10	1	49	20.76	21.21	< 33.01
21100	2535.00				20.67	21.12	< 33.01
21400	2565.00				20.88	21.33	< 33.01
20800	2505.00	10	50	0	19.67	20.12	< 33.01
21100	2535.00				19.87	20.32	< 33.01
21400	2565.00				19.71	20.16	< 33.01
Note: The EIRP (dBm) = Output Power (dBm) + Antenna Gain (dBi)							

Channel No.	Frequency (MHz)	Channel Bandwidth (MHz)	RB Size	RB Offset	Output Power (dBm)	EIRP (dBm)	Limit (dBm)
64QAM							
20825	2507.50	15	1	0	20.88	21.33	< 33.01
21100	2535.00				21.25	21.70	< 33.01
21375	2562.50				21.13	21.58	< 33.01
20825	2507.50	15	1	37	20.87	21.32	< 33.01
21100	2535.00				21.17	21.62	< 33.01
21375	2562.50				21.05	21.50	< 33.01
20825	2507.50	15	1	74	20.95	21.40	< 33.01
21100	2535.00				21.18	21.63	< 33.01
21375	2562.50				21.02	21.47	< 33.01
20825	2507.50	15	75	0	19.84	20.29	< 33.01
21100	2535.00				19.95	20.40	< 33.01
21375	2562.50				19.92	20.37	< 33.01
20850	2510.00	20	1	0	21.08	21.53	< 33.01
21100	2535.00				20.84	21.29	< 33.01
21350	2560.00				21.12	21.57	< 33.01
20850	2510.00	20	1	49	21.13	21.58	< 33.01
21100	2535.00				20.75	21.20	< 33.01
21350	2560.00				21.03	21.48	< 33.01
20850	2510.00	20	1	99	21.23	21.68	< 33.01
21100	2535.00				20.76	21.21	< 33.01
21350	2560.00				20.96	21.41	< 33.01
20850	2510.00	20	100	0	19.85	20.30	< 33.01
21100	2535.00				20.00	20.45	< 33.01
21350	2560.00				19.90	20.35	< 33.01
Note: The EIRP (dBm) = Output Power (dBm) + Antenna Gain (dBi)							

Product	LTE Module	Test Site	WZ-SR6
Test Engineer	Cloud Guo	Test Date	2021/02/01
Test Band	LTE Band 12		

Channel No.	Frequency (MHz)	Channel Bandwidth (MHz)	RB Size	RB Offset	Output Power (dBm)	ERP (dBm)	Limit (dBm)
QPSK							
23017	699.7	1.4	1	0	22.67	20.32	< 44.77
23095	707.5				22.75	20.40	< 44.77
23173	715.3				22.61	20.26	< 44.77
23017	699.7	1.4	1	2	22.76	20.41	< 44.77
23095	707.5				22.84	20.49	< 44.77
23173	715.3				22.74	20.39	< 44.77
23017	699.7	1.4	1	6	22.67	20.32	< 44.77
23095	707.5				22.77	20.42	< 44.77
23173	715.3				22.69	20.34	< 44.77
23017	699.7	1.4	6	0	21.78	19.43	< 44.77
23095	707.5				21.82	19.47	< 44.77
23173	715.3				21.70	19.35	< 44.77
23025	700.5	3	1	0	22.55	20.20	< 44.77
23095	707.5				22.58	20.23	< 44.77
23165	714.5				22.59	20.24	< 44.77
23025	700.5	3	1	7	22.71	20.36	< 44.77
23095	707.5				22.62	20.27	< 44.77
23165	714.5				22.70	20.35	< 44.77
23025	700.5	3	1	14	22.59	20.24	< 44.77
23095	707.5				22.65	20.30	< 44.77
23165	714.5				22.58	20.23	< 44.77
23025	700.5	3	15	0	21.72	19.37	< 44.77
23095	707.5				21.69	19.34	< 44.77
23165	714.5				21.75	19.40	< 44.77

Note: The ERP (dBm) = Output Power (dBm) + Antenna Gain (dBi) - 2.15

Channel No.	Frequency (MHz)	Channel Bandwidth (MHz)	RB Size	RB Offset	Output Power (dBm)	ERP (dBm)	Limit (dBm)
QPSK							
23035	701.5	5	1	0	22.55	20.20	< 44.77
23095	707.5				22.58	20.23	< 44.77
23155	713.5				22.62	20.27	< 44.77
23035	701.5	5	1	12	22.72	20.37	< 44.77
23095	707.5				22.77	20.42	< 44.77
23155	713.5				22.71	20.36	< 44.77
23035	701.5	5	1	24	22.62	20.27	< 44.77
23095	707.5				22.67	20.32	< 44.77
23155	713.5				22.63	20.28	< 44.77
23035	701.5	5	25	0	21.75	19.40	< 44.77
23095	707.5				21.72	19.37	< 44.77
23155	713.5				21.69	19.34	< 44.77
23060	704.0	10	1	0	22.75	20.40	< 44.77
23095	707.5				22.84	20.49	< 44.77
23130	711.0				22.79	20.44	< 44.77
23060	704.0	10	1	24	22.51	20.16	< 44.77
23095	707.5				22.64	20.29	< 44.77
23130	711.0				22.59	20.24	< 44.77
23060	704.0	10	1	49	22.57	20.22	< 44.77
23095	707.5				22.64	20.29	< 44.77
23130	711.0				22.70	20.35	< 44.77
23060	704.0	10	50	0	21.74	19.39	< 44.77
23095	707.5				21.76	19.41	< 44.77
23130	711.0				21.74	19.39	< 44.77
Note: The ERP (dBm) = Output Power (dBm) + Antenna Gain (dBi) - 2.15							

Channel No.	Frequency (MHz)	Channel Bandwidth (MHz)	RB Size	RB Offset	Output Power (dBm)	ERP (dBm)	Limit (dBm)
16QAM							
23017	699.7	1.4	1	0	21.89	19.54	< 44.77
23095	707.5				21.80	19.45	< 44.77
23173	715.3				21.70	19.35	< 44.77
23017	699.7	1.4	1	2	21.99	19.64	< 44.77
23095	707.5				21.94	19.59	< 44.77
23173	715.3				21.81	19.46	< 44.77
23017	699.7	1.4	1	6	21.92	19.57	< 44.77
23095	707.5				21.91	19.56	< 44.77
23173	715.3				21.72	19.37	< 44.77
23017	699.7	1.4	6	0	20.82	18.47	< 44.77
23095	707.5				20.76	18.41	< 44.77
23173	715.3				20.75	18.40	< 44.77
23025	700.5	3	1	0	21.68	19.33	< 44.77
23095	707.5				22.15	19.80	< 44.77
23165	714.5				21.83	19.48	< 44.77
23025	700.5	3	1	7	21.79	19.44	< 44.77
23095	707.5				22.26	19.91	< 44.77
23165	714.5				21.98	19.63	< 44.77
23025	700.5	3	1	14	21.72	19.37	< 44.77
23095	707.5				22.17	19.82	< 44.77
23165	714.5				21.82	19.47	< 44.77
23025	700.5	3	15	0	20.70	18.35	< 44.77
23095	707.5				20.81	18.46	< 44.77
23165	714.5				20.69	18.34	< 44.77
Note: The ERP (dBm) = Output Power (dBm) + Antenna Gain (dBi) - 2.15							

Channel No.	Frequency (MHz)	Channel Bandwidth (MHz)	RB Size	RB Offset	Output Power (dBm)	ERP (dBm)	Limit (dBm)
16QAM							
23035	701.5	5	1	0	21.92	19.57	< 44.77
23095	707.5				21.75	19.40	< 44.77
23155	713.5				21.63	19.28	< 44.77
23035	701.5	5	1	12	22.04	19.69	< 44.77
23095	707.5				21.91	19.56	< 44.77
23155	713.5				21.71	19.36	< 44.77
23035	701.5	5	1	24	21.94	19.59	< 44.77
23095	707.5				21.87	19.52	< 44.77
23155	713.5				21.58	19.23	< 44.77
23035	701.5	5	25	0	20.71	18.36	< 44.77
23095	707.5				20.80	18.45	< 44.77
23155	713.5				20.71	18.36	< 44.77
23060	704.0	10	1	0	21.99	19.64	< 44.77
23095	707.5				21.92	19.57	< 44.77
23130	711.0				22.37	20.02	< 44.77
23060	704.0	10	1	24	21.78	19.43	< 44.77
23095	707.5				21.68	19.33	< 44.77
23130	711.0				22.19	19.84	< 44.77
23060	704.0	10	1	49	21.83	19.48	< 44.77
23095	707.5				21.75	19.40	< 44.77
23130	711.0				22.27	19.92	< 44.77
23060	704.0	10	50	0	20.76	18.41	< 44.77
23095	707.5				20.76	18.41	< 44.77
23130	711.0				20.78	18.43	< 44.77
Note: The ERP (dBm) = Output Power (dBm) + Antenna Gain (dBi) - 2.15							

Channel No.	Frequency (MHz)	Channel Bandwidth (MHz)	RB Size	RB Offset	Output Power (dBm)	ERP (dBm)	Limit (dBm)
64QAM							
23017	699.7	1.4	1	0	20.87	18.52	< 44.77
23095	707.5				20.68	18.33	< 44.77
23173	715.3				21.09	18.74	< 44.77
23017	699.7	1.4	1	2	20.96	18.61	< 44.77
23095	707.5				20.77	18.42	< 44.77
23173	715.3				21.21	18.86	< 44.77
23017	699.7	1.4	1	6	20.89	18.54	< 44.77
23095	707.5				20.76	18.41	< 44.77
23173	715.3				21.09	18.74	< 44.77
23017	699.7	1.4	6	0	20.05	17.70	< 44.77
23095	707.5				19.96	17.61	< 44.77
23173	715.3				19.77	17.42	< 44.77
23025	700.5	3	1	0	20.54	18.19	< 44.77
23095	707.5				20.84	18.49	< 44.77
23165	714.5				20.80	18.45	< 44.77
23025	700.5	3	1	7	20.61	18.26	< 44.77
23095	707.5				20.97	18.62	< 44.77
23165	714.5				20.93	18.58	< 44.77
23025	700.5	3	1	14	20.57	18.22	< 44.77
23095	707.5				20.96	18.61	< 44.77
23165	714.5				20.80	18.45	< 44.77
23025	700.5	3	15	0	19.77	17.42	< 44.77
23095	707.5				19.75	17.40	< 44.77
23165	714.5				19.90	17.55	< 44.77
Note: The ERP (dBm) = Output Power (dBm) + Antenna Gain (dBi) - 2.15							

Channel No.	Frequency (MHz)	Channel Bandwidth (MHz)	RB Size	RB Offset	Output Power (dBm)	ERP (dBm)	Limit (dBm)
64QAM							
23035	701.5	5	1	0	20.85	18.50	< 44.77
23095	707.5				20.86	18.51	< 44.77
23155	713.5				20.63	18.28	< 44.77
23035	701.5	5	1	12	20.95	18.60	< 44.77
23095	707.5				20.97	18.62	< 44.77
23155	713.5				20.81	18.46	< 44.77
23035	701.5	5	1	24	20.81	18.46	< 44.77
23095	707.5				20.92	18.57	< 44.77
23155	713.5				20.71	18.36	< 44.77
23035	701.5	5	25	0	19.80	17.45	< 44.77
23095	707.5				19.76	17.41	< 44.77
23155	713.5				19.74	17.39	< 44.77
23060	704.0	10	1	0	20.92	18.57	< 44.77
23095	707.5				20.80	18.45	< 44.77
23130	711.0				21.09	18.74	< 44.77
23060	704.0	10	1	24	20.67	18.32	< 44.77
23095	707.5				20.57	18.22	< 44.77
23130	711.0				20.92	18.57	< 44.77
23060	704.0	10	1	49	20.75	18.40	< 44.77
23095	707.5				20.62	18.27	< 44.77
23130	711.0				21.02	18.67	< 44.77
23060	704.0	10	50	0	19.79	17.44	< 44.77
23095	707.5				19.84	17.49	< 44.77
23130	711.0				19.79	17.44	< 44.77
Note: The ERP (dBm) = Output Power (dBm) + Antenna Gain (dBi) - 2.15							

Product	LTE Module	Test Site	WZ-SR6
Test Engineer	Cloud Guo	Test Date	2021/02/01
Test Band	LTE Band 13		

Channel No.	Frequency (MHz)	Channel Bandwidth (MHz)	RB Size	RB Offset	Output Power (dBm)	ERP (dBm)	Limit (dBm)
QPSK							
23205	779.5	5	1	0	22.55	21.94	< 44.77
23230	782.0				22.64	22.03	< 44.77
23255	784.5				22.62	22.01	< 44.77
23205	779.5	5	1	12	22.67	22.06	< 44.77
23230	782.0				22.78	22.17	< 44.77
23255	784.5				22.71	22.10	< 44.77
23205	779.5	5	1	24	22.61	22.00	< 44.77
23230	782.0				22.68	22.07	< 44.77
23255	784.5				22.62	22.01	< 44.77
23205	779.5	5	25	0	21.78	21.17	< 44.77
23230	782.0				21.77	21.16	< 44.77
23255	784.5				21.83	21.22	< 44.77
23230	782.0	10	1	0	22.67	22.06	< 44.77
23230	782.0		1	24	22.64	22.03	< 44.77
23230	782.0		1	49	22.59	21.98	< 44.77
23230	782.0		50	0	21.84	21.23	< 44.77

Note: The ERP (dBm) = Output Power (dBm) + Antenna Gain (dBi) - 2.15

Channel No.	Frequency (MHz)	Channel Bandwidth (MHz)	RB Size	RB Offset	Output Power (dBm)	ERP (dBm)	Limit (dBm)
16QAM							
23205	779.5	5	1	0	21.88	21.27	< 44.77
23230	782.0				21.84	21.23	< 44.77
23255	784.5				21.64	21.03	< 44.77
23205	779.5	5	1	12	22.01	21.40	< 44.77
23230	782.0				21.99	21.38	< 44.77
23255	784.5				21.75	21.14	< 44.77
23205	779.5	5	1	24	21.99	21.38	< 44.77
23230	782.0				21.93	21.32	< 44.77
23255	784.5				21.62	21.01	< 44.77
23205	779.5	5	25	0	20.82	20.21	< 44.77
23230	782.0				20.84	20.23	< 44.77
23255	784.5				20.86	20.25	< 44.77
23230	782.0	10	1	0	22.31	21.70	< 44.77
23230	782.0		1	24	22.31	21.70	< 44.77
23230	782.0		1	49	22.23	21.62	< 44.77
23230	782.0		50	0	20.84	20.23	< 44.77
Note: The ERP (dBm) = Output Power (dBm) + Antenna Gain (dBi) - 2.15							

Channel No.	Frequency (MHz)	Channel Bandwidth (MHz)	RB Size	RB Offset	Output Power (dBm)	ERP (dBm)	Limit (dBm)
64QAM							
23205	779.5	5	1	0	20.81	20.20	< 44.77
23230	782.0				20.95	20.34	< 44.77
23255	784.5				20.69	20.08	< 44.77
23205	779.5	5	1	12	20.96	20.35	< 44.77
23230	782.0				21.11	20.50	< 44.77
23255	784.5				20.80	20.19	< 44.77
23205	779.5	5	1	24	20.94	20.33	< 44.77
23230	782.0				20.98	20.37	< 44.77
23255	784.5				20.75	20.14	< 44.77
23205	779.5	5	25	0	19.86	19.25	< 44.77
23230	782.0				19.81	19.20	< 44.77
23255	784.5				19.84	19.23	< 44.77
23230	782.0	10	1	0	21.03	20.42	< 44.77
23230	782.0		1	24	20.99	20.38	< 44.77
23230	782.0		1	49	20.97	20.36	< 44.77
23230	782.0		50	0	19.88	19.27	< 44.77
Note: The ERP (dBm) = Output Power (dBm) + Antenna Gain (dBi) - 2.15							

Product	LTE Module	Test Site	WZ-SR6
Test Engineer	Cloud Guo	Test Date	2021/02/01
Test Band	LTE Band 71		

Channel No.	Frequency (MHz)	Channel Bandwidth (MHz)	RB Size	RB Offset	Output Power (dBm)	ERP (dBm)	Limit (dBm)
QPSK							
133147	665.5	5	1	0	21.70	20.77	< 34.77
133297	680.5				21.81	20.88	< 34.77
133447	695.5				21.59	20.66	< 34.77
133147	665.5	5	1	12	21.85	20.92	< 34.77
133297	680.5				21.84	20.91	< 34.77
133447	695.5				21.78	20.85	< 34.77
133147	665.5	5	1	24	21.79	20.86	< 34.77
133297	680.5				21.78	20.85	< 34.77
133447	695.5				21.71	20.78	< 34.77
133147	665.5	5	25	0	20.89	19.96	< 34.77
133297	680.5				20.88	19.95	< 34.77
133447	695.5				20.77	19.84	< 34.77
133172	668.0	10	1	0	21.81	20.88	< 34.77
133297	680.5				21.92	20.99	< 34.77
133422	693.0				21.79	20.86	< 34.77
133172	668.0	10	1	24	21.69	20.76	< 34.77
133297	680.5				21.70	20.77	< 34.77
133422	693.0				21.61	20.68	< 34.77
133172	668.0	10	1	49	21.82	20.89	< 34.77
133297	680.5				21.71	20.78	< 34.77
133422	693.0				21.63	20.70	< 34.77
133172	668.0	10	50	0	20.85	19.92	< 34.77
133297	680.5				20.83	19.90	< 34.77
133422	693.0				20.73	19.80	< 34.77

Note: The ERP (dBm) = Output Power (dBm) + Antenna Gain (dBi) - 2.15

Channel No.	Frequency (MHz)	Channel Bandwidth (MHz)	RB Size	RB Offset	Output Power (dBm)	ERP (dBm)	Limit (dBm)
QPSK							
133197	670.5	15	1	0	21.98	21.05	< 34.77
133297	680.5				22.00	21.07	< 34.77
133397	690.5				21.97	21.04	< 34.77
133197	670.5	15	1	37	21.87	20.94	< 34.77
133297	680.5				21.90	20.97	< 34.77
133397	690.5				21.91	20.98	< 34.77
133197	670.5	15	1	74	21.87	20.94	< 34.77
133297	680.5				21.87	20.94	< 34.77
133397	690.5				21.89	20.96	< 34.77
133197	670.5	15	75	0	21.02	20.09	< 34.77
133297	680.5				20.99	20.06	< 34.77
133397	690.5				20.94	20.01	< 34.77
133222	673.0	20	1	0	21.96	21.03	< 34.77
133322	683.0				21.99	21.06	< 34.77
133372	688.0				21.98	21.05	< 34.77
133222	673.0	20	1	49	21.89	20.96	< 34.77
133322	683.0				21.79	20.86	< 34.77
133372	688.0				21.78	20.85	< 34.77
133222	673.0	20	1	99	21.83	20.90	< 34.77
133322	683.0				21.76	20.83	< 34.77
133372	688.0				21.75	20.82	< 34.77
133222	673.0	20	100	0	20.97	20.04	< 34.77
133322	683.0				20.97	20.04	< 34.77
133372	688.0				20.94	20.01	< 34.77
Note: The ERP (dBm) = Output Power (dBm) + Antenna Gain (dBi) - 2.15							

Channel No.	Frequency (MHz)	Channel Bandwidth (MHz)	RB Size	RB Offset	Output Power (dBm)	ERP (dBm)	Limit (dBm)
16QAM							
133147	665.5	5	1	0	21.01	20.08	< 34.77
133297	680.5				20.96	20.03	< 34.77
133447	695.5				20.59	19.66	< 34.77
133147	665.5	5	1	12	21.19	20.26	< 34.77
133297	680.5				21.04	20.11	< 34.77
133447	695.5				20.76	19.83	< 34.77
133147	665.5	5	1	24	21.11	20.18	< 34.77
133297	680.5				20.96	20.03	< 34.77
133447	695.5				20.67	19.74	< 34.77
133147	665.5	5	25	0	19.83	18.90	< 34.77
133297	680.5				19.89	18.96	< 34.77
133447	695.5				19.78	18.85	< 34.77
133172	668.0	10	1	0	21.05	20.12	< 34.77
133297	680.5				20.98	20.05	< 34.77
133422	693.0				21.44	20.51	< 34.77
133172	668.0	10	1	24	20.94	20.01	< 34.77
133297	680.5				20.80	19.87	< 34.77
133422	693.0				21.23	20.30	< 34.77
133172	668.0	10	1	49	21.05	20.12	< 34.77
133297	680.5				20.80	19.87	< 34.77
133422	693.0				21.24	20.31	< 34.77
133172	668.0	10	50	0	19.84	18.91	< 34.77
133297	680.5				19.82	18.89	< 34.77
133422	693.0				19.77	18.84	< 34.77
Note: The ERP (dBm) = Output Power (dBm) + Antenna Gain (dBi) - 2.15							

Channel No.	Frequency (MHz)	Channel Bandwidth (MHz)	RB Size	RB Offset	Output Power (dBm)	ERP (dBm)	Limit (dBm)
16QAM							
133197	670.5	15	1	0	21.24	20.31	< 34.77
133297	680.5				21.43	20.50	< 34.77
133397	690.5				21.63	20.70	< 34.77
133197	670.5	15	1	37	21.12	20.19	< 34.77
133297	680.5				21.33	20.40	< 34.77
133397	690.5				21.52	20.59	< 34.77
133197	670.5	15	1	74	21.11	20.18	< 34.77
133297	680.5				21.29	20.36	< 34.77
133397	690.5				21.48	20.55	< 34.77
133197	670.5	15	75	0	20.05	19.12	< 34.77
133297	680.5				19.98	19.05	< 34.77
133397	690.5				19.95	19.02	< 34.77
133222	673.0	20	1	0	21.21	20.28	< 34.77
133322	683.0				21.65	20.72	< 34.77
133372	688.0				21.33	20.40	< 34.77
133222	673.0	20	1	49	21.13	20.20	< 34.77
133322	683.0				21.42	20.49	< 34.77
133372	688.0				21.14	20.21	< 34.77
133222	673.0	20	1	99	21.09	20.16	< 34.77
133322	683.0				21.38	20.45	< 34.77
133372	688.0				21.08	20.15	< 34.77
133222	673.0	20	100	0	19.98	19.05	< 34.77
133322	683.0				19.97	19.04	< 34.77
133372	688.0				19.94	19.01	< 34.77
Note: The ERP (dBm) = Output Power (dBm) + Antenna Gain (dBi) - 2.15							

Channel No.	Frequency (MHz)	Channel Bandwidth (MHz)	RB Size	RB Offset	Output Power (dBm)	ERP (dBm)	Limit (dBm)
64QAM							
133147	665.5	5	1	0	19.91	18.98	< 34.77
133297	680.5				20.01	19.08	< 34.77
133447	695.5				19.65	18.72	< 34.77
133147	665.5	5	1	12	20.08	19.15	< 34.77
133297	680.5				20.09	19.16	< 34.77
133447	695.5				19.82	18.89	< 34.77
133147	665.5	5	1	24	20.03	19.10	< 34.77
133297	680.5				20.01	19.08	< 34.77
133447	695.5				19.80	18.87	< 34.77
133147	665.5	5	25	0	18.92	17.99	< 34.77
133297	680.5				18.87	17.94	< 34.77
133447	695.5				18.80	17.87	< 34.77
133172	668.0	10	1	0	19.96	19.03	< 34.77
133297	680.5				19.85	18.92	< 34.77
133422	693.0				20.12	19.19	< 34.77
133172	668.0	10	1	24	19.85	18.92	< 34.77
133297	680.5				19.66	18.73	< 34.77
133422	693.0				19.92	18.99	< 34.77
133172	668.0	10	1	49	19.99	19.06	< 34.77
133297	680.5				19.64	18.71	< 34.77
133422	693.0				19.93	19.00	< 34.77
133172	668.0	10	50	0	18.86	17.93	< 34.77
133297	680.5				18.87	17.94	< 34.77
133422	693.0				18.80	17.87	< 34.77
Note: The ERP (dBm) = Output Power (dBm) + Antenna Gain (dBi) - 2.15							

Channel No.	Frequency (MHz)	Channel Bandwidth (MHz)	RB Size	RB Offset	Output Power (dBm)	ERP (dBm)	Limit (dBm)
64QAM							
133197	670.5	15	1	0	20.12	19.19	< 34.77
133297	680.5				20.39	19.46	< 34.77
133397	690.5				20.32	19.39	< 34.77
133197	670.5	15	1	37	20.04	19.11	< 34.77
133297	680.5				20.25	19.32	< 34.77
133397	690.5				20.21	19.28	< 34.77
133197	670.5	15	1	74	20.03	19.10	< 34.77
133297	680.5				20.24	19.31	< 34.77
133397	690.5				20.19	19.26	< 34.77
133197	670.5	15	75	0	19.02	18.09	< 34.77
133297	680.5				19.04	18.11	< 34.77
133397	690.5				19.00	18.07	< 34.77
133222	673.0	20	1	0	20.26	19.33	< 34.77
133322	683.0				19.96	19.03	< 34.77
133372	688.0				20.25	19.32	< 34.77
133222	673.0	20	1	49	20.23	19.30	< 34.77
133322	683.0				19.79	18.86	< 34.77
133372	688.0				20.09	19.16	< 34.77
133222	673.0	20	1	99	20.17	19.24	< 34.77
133322	683.0				19.75	18.82	< 34.77
133372	688.0				20.03	19.10	< 34.77
133222	673.0	20	100	0	18.96	18.03	< 34.77
133322	683.0				19.00	18.07	< 34.77
133372	688.0				18.94	18.01	< 34.77
Note: The ERP (dBm) = Output Power (dBm) + Antenna Gain (dBi) - 2.15							

Product	LTE Module	Test Site	WZ-SR6
Test Engineer	Cloud Guo	Test Date	2021/02/01
Test Band	Intra-Band CA_5B		

Frequency (MHz)		Channel Bandwidth (MHz)	PCC RB	SCC RB	Output Power (dBm)	ERP (dBm)	Limit (dBm)
PCC	SCC						
QPSK							
826.8	834.0	5+10	P_1@0	S_1@49	13.56	14.09	< 38.45
831.8	839.0				13.39	13.92	< 38.45
836.8	844.0				13.61	14.14	< 38.45
826.8	834.0		P_1@13	S_0@0	22.88	23.41	< 38.45
831.8	839.0				22.72	23.25	< 38.45
836.8	844.0				22.96	23.49	< 38.45
826.8	834.0		P_1@24	S_1@0	23.84	24.37	< 38.45
831.8	839.0				23.69	24.22	< 38.45
836.8	844.0				23.88	24.41	< 38.45
826.8	834.0		P_25@0	S_50@0	21.67	22.20	< 38.45
831.8	839.0				21.65	22.18	< 38.45
836.8	844.0				21.70	22.23	< 38.45
829.0	836.2	10+5	P_1@0	S_1@24	13.58	14.11	< 38.45
834.0	841.2				13.51	14.04	< 38.45
839.0	846.2				13.56	14.09	< 38.45
829.0	836.2		P_1@25	S_0@0	23.11	23.64	< 38.45
834.0	841.2				22.93	23.46	< 38.45
839.0	846.2				22.97	23.50	< 38.45
829.0	836.2		P_1@49	S_1@0	23.87	24.40	< 38.45
834.0	841.2				23.82	24.35	< 38.45
839.0	846.2				23.84	24.37	< 38.45
829.0	836.2		P_50@0	S_25@0	21.76	22.29	< 38.45
834.0	841.2				21.76	22.29	< 38.45
839.0	846.2				21.76	22.29	< 38.45

Note: The ERP (dBm) = Output Power (dBm) + Antenna Gain (dBi) - 2.15

Frequency (MHz)		Channel Bandwidth (MHz)	PCC RB	SCC RB	Output Power (dBm)	ERP (dBm)	Limit (dBm)
PCC	SCC						
QPSK							
829.0	838.9	10+10	P_1@0	S_1@49	12.66	13.19	< 38.45
831.6	841.5				12.65	13.18	< 38.45
834.1	844.0				12.67	13.20	< 38.45
829.0	838.9		P_1@25	S_0@0	22.83	23.36	< 38.45
831.6	841.5				22.90	23.43	< 38.45
834.1	844.0				22.91	23.44	< 38.45
829.0	838.9		P_1@49	S_1@0	23.90	24.43	< 38.45
831.6	841.5				23.87	24.40	< 38.45
834.1	844.0				23.89	24.42	< 38.45
829.0	838.9		P_50@0	S_50@0	21.57	22.10	< 38.45
831.6	841.5				21.61	22.14	< 38.45
834.1	844.0				21.61	22.14	< 38.45

Note: The ERP (dBm) = Output Power (dBm) + Antenna Gain (dBi) - 2.15

Frequency (MHz)		Channel Bandwidth (MHz)	PCC RB	SCC RB	Output Power (dBm)	ERP (dBm)	Limit (dBm)
PCC	SCC						
16QAM							
826.8	834.0	5+10	P_1@0	S_1@49	13.92	14.45	< 38.45
831.8	839.0				13.81	14.34	< 38.45
836.8	844.0				13.89	14.42	< 38.45
826.8	834.0		P_1@13	S_0@0	22.21	22.74	< 38.45
831.8	839.0				22.14	22.67	< 38.45
836.8	844.0				22.27	22.80	< 38.45
826.8	834.0		P_1@24	S_1@0	23.08	23.61	< 38.45
831.8	839.0				23.01	23.54	< 38.45
836.8	844.0				23.12	23.65	< 38.45
826.8	834.0		P_25@0	S_50@0	20.63	21.16	< 38.45
831.8	839.0				20.63	21.16	< 38.45
836.8	844.0				20.66	21.19	< 38.45
829.0	836.2	10+5	P_1@0	S_1@24	13.55	14.08	< 38.45
834.0	841.2				13.63	14.16	< 38.45
839.0	846.2				13.84	14.37	< 38.45
829.0	836.2		P_1@25	S_0@0	22.21	22.74	< 38.45
834.0	841.2				22.05	22.58	< 38.45
839.0	846.2				22.38	22.91	< 38.45
829.0	836.2		P_1@49	S_1@0	22.77	23.30	< 38.45
834.0	841.2				22.88	23.41	< 38.45
839.0	846.2				23.11	23.64	< 38.45
829.0	836.2		P_50@0	S_25@0	20.82	21.35	< 38.45
834.0	841.2				20.84	21.37	< 38.45
839.0	846.2				20.76	21.29	< 38.45

Note: The ERP (dBm) = Output Power (dBm) + Antenna Gain (dBi) - 2.15

Frequency (MHz)		Channel Bandwidth (MHz)	PCC RB	SCC RB	Output Power (dBm)	ERP (dBm)	Limit (dBm)
PCC	SCC						
16QAM							
829.0	838.9	10+10	P_1@0	S_1@49	12.65	13.18	< 38.45
831.6	841.5				12.67	13.20	< 38.45
834.1	844.0				12.75	13.28	< 38.45
829.0	838.9		P_1@25	S_0@0	21.98	22.51	< 38.45
831.6	841.5				21.98	22.51	< 38.45
834.1	844.0				22.03	22.56	< 38.45
829.0	838.9		P_1@49	S_1@0	22.80	23.33	< 38.45
831.6	841.5				22.74	23.27	< 38.45
834.1	844.0				22.81	23.34	< 38.45
829.0	838.9		P_50@0	S_50@0	20.64	21.17	< 38.45
831.6	841.5				20.67	21.20	< 38.45
834.1	844.0				20.71	21.24	< 38.45

Note: The ERP (dBm) = Output Power (dBm) + Antenna Gain (dBi) - 2.15

Frequency (MHz)		Channel Bandwidth (MHz)	PCC RB	SCC RB	Output Power (dBm)	ERP (dBm)	Limit (dBm)
PCC	SCC						
64QAM							
826.8	834.0	5+10	P_1@0	S_1@49	13.89	14.42	< 38.45
831.8	839.0				13.29	13.82	< 38.45
836.8	844.0				13.95	14.48	< 38.45
826.8	834.0		P_1@13	S_0@0	21.54	22.07	< 38.45
831.8	839.0				20.81	21.34	< 38.45
836.8	844.0				21.55	22.08	< 38.45
826.8	834.0		P_1@24	S_1@0	21.35	21.88	< 38.45
831.8	839.0				20.70	21.23	< 38.45
836.8	844.0				21.37	21.90	< 38.45
826.8	834.0		P_25@0	S_50@0	20.73	21.26	< 38.45
831.8	839.0				20.76	21.29	< 38.45
836.8	844.0				20.77	21.30	< 38.45
829.0	836.2	10+5	P_1@0	S_1@24	13.47	14.00	< 38.45
834.0	841.2				13.52	14.05	< 38.45
839.0	846.2				13.77	14.30	< 38.45
829.0	836.2		P_1@25	S_0@0	21.40	21.93	< 38.45
834.0	841.2				21.31	21.84	< 38.45
839.0	846.2				21.39	21.92	< 38.45
829.0	836.2		P_1@49	S_1@0	21.01	21.54	< 38.45
834.0	841.2				21.04	21.57	< 38.45
839.0	846.2				21.17	21.70	< 38.45
829.0	836.2		P_50@0	S_25@0	20.82	21.35	< 38.45
834.0	841.2				20.78	21.31	< 38.45
839.0	846.2				20.81	21.34	< 38.45

Note: The ERP (dBm) = Output Power (dBm) + Antenna Gain (dBi) - 2.15

Frequency (MHz)		Channel Bandwidth (MHz)	PCC RB	SCC RB	Output Power (dBm)	ERP (dBm)	Limit (dBm)
PCC	SCC						
64QAM							
829.0	838.9	10+10	P_1@0	S_1@49	12.61	13.14	< 38.45
831.6	841.5				12.60	13.13	< 38.45
834.1	844.0				12.61	13.14	< 38.45
829.0	838.9		P_1@25	S_0@0	21.09	21.62	< 38.45
831.6	841.5				21.15	21.68	< 38.45
834.1	844.0				21.16	21.69	< 38.45
829.0	838.9		P_1@49	S_1@0	21.00	21.53	< 38.45
831.6	841.5				20.99	21.52	< 38.45
834.1	844.0				21.00	21.53	< 38.45
829.0	838.9		P_50@0	S_50@0	20.65	21.18	< 38.45
831.6	841.5				20.68	21.21	< 38.45
834.1	844.0				20.67	21.20	< 38.45

Note: The ERP (dBm) = Output Power (dBm) + Antenna Gain (dBi) - 2.15

Product	LTE Module	Test Site	WZ-SR6
Test Engineer	Cloud Guo	Test Date	2021/02/01
Test Band	Intra-Band CA_7C		

Frequency (MHz)		Channel Bandwidth (MHz)	PCC RB	SCC RB	Output Power (dBm)	EIRP (dBm)	Limit (dBm)
PCC	SCC						
QPSK							
2510.0	2529.8	20+20	P_1@0	S_1@99	15.39	15.94	< 33.01
2525.1	2544.9				15.68	16.23	< 33.01
2540.2	2560.0				15.68	16.23	< 33.01
2510.0	2529.8		P_1@49	S_0@0	23.12	23.67	< 33.01
2525.1	2544.9				23.26	23.81	< 33.01
2540.2	2560.0				23.37	23.92	< 33.01
2510.0	2529.8		P_1@99	S_1@0	24.15	24.70	< 33.01
2525.1	2544.9				24.27	24.82	< 33.01
2540.2	2560.0				24.25	24.80	< 33.01
2510.0	2529.8		P_100@0	S_100@0	22.05	22.60	< 33.01
2525.1	2544.9				22.23	22.78	< 33.01
2540.2	2560.0				22.13	22.68	< 33.01
2510.0	2527.1	20+15	P_1@0	S_1@74	15.51	16.06	< 33.01
2527.6	2544.7				15.79	16.34	< 33.01
2545.1	2562.2				15.73	16.28	< 33.01
2510.0	2527.1		P_1@49	S_0@0	23.15	23.70	< 33.01
2527.6	2544.7				23.34	23.89	< 33.01
2545.1	2562.2				23.22	23.77	< 33.01
2510.0	2527.1		P_1@99	S_1@0	24.18	24.73	< 33.01
2527.6	2544.7				24.35	24.90	< 33.01
2545.1	2562.2				24.16	24.71	< 33.01
2510.0	2527.1		P_100@0	S_75@0	22.10	22.65	< 33.01
2527.6	2544.7				22.25	22.80	< 33.01
2545.1	2562.2				22.17	22.72	< 33.01

Note: The EIRP (dBm) = Output Power (dBm) + Antenna Gain (dBi)

Frequency (MHz)		Channel Bandwidth (MHz)	PCC RB	SCC RB	Output Power (dBm)	EIRP (dBm)	Limit (dBm)
PCC	SCC						
QPSK							
2507.8	2524.9	15+20	P_1@0	S_1@99	15.49	16.04	< 33.01
2525.3	2542.4				15.68	16.23	< 33.01
2542.9	2560.0				15.76	16.31	< 33.01
2507.8	2524.9		P_1@18	S_0@0	23.17	23.72	< 33.01
2525.3	2542.4				23.21	23.76	< 33.01
2542.9	2560.0				23.21	23.76	< 33.01
2507.8	2524.9		P_1@74	S_1@0	24.19	24.74	< 33.01
2525.3	2542.4				24.19	24.74	< 33.01
2542.9	2560.0				24.14	24.69	< 33.01
2507.8	2524.9		P_75@0	S_100@0	22.07	22.62	< 33.01
2525.3	2542.4				22.24	22.79	< 33.01
2542.9	2560.0				22.21	22.76	< 33.01
2507.5	2564.7	15+15	P_1@0	S_1@74	15.47	16.02	< 33.01
2527.5	2522.5				15.71	16.26	< 33.01
2547.5	2542.5				15.73	16.28	< 33.01
2507.5	2562.5		P_1@18	S_0@0	23.12	23.67	< 33.01
2527.5	2522.5				23.19	23.74	< 33.01
2547.5	2542.5				23.17	23.72	< 33.01
2507.5	2562.5		P_1@74	S_1@0	24.15	24.70	< 33.01
2527.5	2522.5				24.22	24.77	< 33.01
2547.5	2542.5				24.21	24.76	< 33.01
2507.5	2562.5		P_75@0	S_75@0	22.08	22.63	< 33.01
2527.5	2522.5				22.29	22.84	< 33.01
2547.5	2542.5				22.28	22.83	< 33.01

Note: The EIRP (dBm) = Output Power (dBm) + Antenna Gain (dBi)

Frequency (MHz)		Channel Bandwidth (MHz)	PCC RB	SCC RB	Output Power (dBm)	EIRP (dBm)	Limit (dBm)
PCC	SCC						
QPSK							
2505.5	2519.9	10+20	P_1@0	S_1@99	15.47	16.02	< 33.01
2525.6	2540.0				15.62	16.17	< 33.01
2545.6	2560.0				15.68	16.23	< 33.01
2505.5	2519.9		P_1@25	S_0@0	23.08	23.63	< 33.01
2525.6	2540.0				23.15	23.70	< 33.01
2545.6	2560.0				23.24	23.79	< 33.01
2505.5	2519.9		P_1@49	S_1@0	24.07	24.62	< 33.01
2525.6	2540.0				24.15	24.70	< 33.01
2545.6	2560.0				24.19	24.74	< 33.01
2505.5	2519.9		P_50@0	S_100@0	22.02	22.57	< 33.01
2525.6	2540.0				22.24	22.79	< 33.01
2545.6	2560.0				22.13	22.68	< 33.01
2510.0	2524.4	20+10	P_1@0	S_1@49	15.49	16.04	< 33.01
2530.1	2544.5				15.71	16.26	< 33.01
2550.1	2564.5				15.66	16.21	< 33.01
2510.0	2524.4		P_1@49	S_0@0	23.09	23.64	< 33.01
2530.1	2544.5				23.29	23.84	< 33.01
2550.1	2564.5				23.14	23.69	< 33.01
2510.0	2524.4		P_1@99	S_1@0	24.03	24.58	< 33.01
2530.1	2544.5				24.23	24.78	< 33.01
2550.1	2564.5				24.09	24.64	< 33.01
2510.0	2524.4		P_100@0	S_50@0	22.04	22.59	< 33.01
2530.1	2544.5				22.21	22.76	< 33.01
2550.1	2564.5				22.15	22.70	< 33.01

Note: The EIRP (dBm) = Output Power (dBm) + Antenna Gain (dBi)

Frequency (MHz)		Channel Bandwidth (MHz)	PCC RB	SCC RB	Output Power (dBm)	EIRP (dBm)	Limit (dBm)
PCC	SCC						
QPSK							
2507.5	2519.5	15+10	P_1@0	S_1@49	15.35	15.90	< 33.01
2530.1	2542.1				15.66	16.21	< 33.01
2552.7	2564.7				15.61	16.16	< 33.01
2507.5	2519.5		P_1@38	S_0@0	23.01	23.56	< 33.01
2530.1	2542.1				23.12	23.67	< 33.01
2552.7	2564.7				23.12	23.67	< 33.01
2507.5	2519.5		P_1@74	S_1@0	23.97	24.52	< 33.01
2530.1	2542.1				24.27	24.82	< 33.01
2552.7	2564.7				24.14	24.69	< 33.01
2507.5	2519.5		P_75@0	S_50@0	22.09	22.64	< 33.01
2530.1	2542.1				22.23	22.78	< 33.01
2552.7	2564.7				22.14	22.69	< 33.01

Note: The EIRP (dBm) = Output Power (dBm) + Antenna Gain (dBi)

Frequency (MHz)		Channel Bandwidth (MHz)	PCC RB	SCC RB	Output Power (dBm)	EIRP (dBm)	Limit (dBm)
PCC	SCC						
16QAM							
2510.0	2529.8	20+20	P_1@0	S_1@99	15.68	16.23	< 33.01
2525.1	2544.9				16.17	16.72	< 33.01
2540.2	2560.0				15.68	16.23	< 33.01
2510.0	2529.8		P_1@49	S_0@0	22.49	23.04	< 33.01
2525.1	2544.9				22.96	23.51	< 33.01
2540.2	2560.0				22.35	22.90	< 33.01
2510.0	2529.8		P_1@99	S_1@0	23.37	23.92	< 33.01
2525.1	2544.9				23.63	24.18	< 33.01
2540.2	2560.0				23.15	23.70	< 33.01
2510.0	2529.8		P_100@0	S_100@0	21.13	21.68	< 33.01
2525.1	2544.9				21.3	21.85	< 33.01
2540.2	2560.0				21.18	21.73	< 33.01
2510.0	2527.1	20+15	P_1@0	S_1@74	16.03	16.58	< 33.01
2527.6	2544.7				15.79	16.34	< 33.01
2545.1	2562.2				16.09	16.64	< 33.01
2510.0	2527.1		P_1@49	S_0@0	22.82	23.37	< 33.01
2527.6	2544.7				22.37	22.92	< 33.01
2545.1	2562.2				22.46	23.01	< 33.01
2510.0	2527.1		P_1@99	S_1@0	23.57	24.12	< 33.01
2527.6	2544.7				23.21	23.76	< 33.01
2545.1	2562.2				23.43	23.98	< 33.01
2510.0	2527.1		P_100@0	S_75@0	21.15	21.70	< 33.01
2527.6	2544.7				21.26	21.81	< 33.01
2545.1	2562.2				21.17	21.72	< 33.01
Note: The EIRP (dBm) = Output Power (dBm) + Antenna Gain (dBi)							

Frequency (MHz)		Channel Bandwidth (MHz)	PCC RB	SCC RB	Output Power (dBm)	EIRP (dBm)	Limit (dBm)
PCC	SCC						
16QAM							
2507.8	2524.9	15+20	P_1@0	S_1@99	15.82	16.37	< 33.01
2525.3	2542.4				15.73	16.28	< 33.01
2542.9	2560.0				15.81	16.36	< 33.01
2507.8	2524.9		P_1@18	S_0@0	22.51	23.06	< 33.01
2525.3	2542.4				22.33	22.88	< 33.01
2542.9	2560.0				22.23	22.78	< 33.01
2507.8	2524.9		P_1@74	S_1@0	23.47	24.02	< 33.01
2525.3	2542.4				23.19	23.74	< 33.01
2542.9	2560.0				23.10	23.65	< 33.01
2507.8	2524.9		P_75@0	S_100@0	21.06	21.61	< 33.01
2525.3	2542.4				21.26	21.81	< 33.01
2542.9	2560.0				21.21	21.76	< 33.01
2507.5	2564.7	15+15	P_1@0	S_1@74	16.02	15.75	< 33.01
2527.5	2522.5				16.26	15.72	< 33.01
2547.5	2542.5				16.28	16.01	< 33.01
2507.5	2562.5		P_1@18	S_0@0	23.67	22.48	< 33.01
2527.5	2522.5				23.74	22.3	< 33.01
2547.5	2542.5				23.72	22.51	< 33.01
2507.5	2562.5		P_1@74	S_1@0	24.70	23.43	< 33.01
2527.5	2522.5				24.77	23.18	< 33.01
2547.5	2542.5				24.76	23.38	< 33.01
2507.5	2562.5		P_75@0	S_75@0	22.63	21.1	< 33.01
2527.5	2522.5				22.84	21.24	< 33.01
2547.5	2542.5				22.83	21.21	< 33.01

Note: The EIRP (dBm) = Output Power (dBm) + Antenna Gain (dBi)

Frequency (MHz)		Channel Bandwidth (MHz)	PCC RB	SCC RB	Output Power (dBm)	EIRP (dBm)	Limit (dBm)
PCC	SCC						
16QAM							
2505.5	2519.9	10+20	P_1@0	S_1@99	15.51	16.06	< 33.01
2525.6	2540.0				16.32	16.87	< 33.01
2545.6	2560.0				15.73	16.28	< 33.01
2505.5	2519.9		P_1@25	S_0@0	22.11	22.66	< 33.01
2525.6	2540.0				22.92	23.47	< 33.01
2545.6	2560.0				22.25	22.80	< 33.01
2505.5	2519.9		P_1@49	S_1@0	22.97	23.52	< 33.01
2525.6	2540.0				23.66	24.21	< 33.01
2545.6	2560.0				23.11	23.66	< 33.01
2505.5	2519.9		P_50@0	S_100@0	21.03	21.58	< 33.01
2525.6	2540.0				21.28	21.83	< 33.01
2545.6	2560.0				21.18	21.73	< 33.01
2510.0	2524.4	20+10	P_1@0	S_1@49	15.73	16.28	< 33.01
2530.1	2544.5				16.2	16.75	< 33.01
2550.1	2564.5				15.96	16.51	< 33.01
2510.0	2524.4		P_1@49	S_0@0	22.42	22.97	< 33.01
2530.1	2544.5				22.91	23.46	< 33.01
2550.1	2564.5				22.48	23.03	< 33.01
2510.0	2524.4		P_1@99	S_1@0	23.24	23.79	< 33.01
2530.1	2544.5				23.58	24.13	< 33.01
2550.1	2564.5				23.31	23.86	< 33.01
2510.0	2524.4		P_100@0	S_50@0	21.11	21.66	< 33.01
2530.1	2544.5				21.25	21.80	< 33.01
2550.1	2564.5				21.13	21.68	< 33.01

Note: The EIRP (dBm) = Output Power (dBm) + Antenna Gain (dBi)

Frequency (MHz)		Channel Bandwidth (MHz)	PCC RB	SCC RB	Output Power (dBm)	EIRP (dBm)	Limit (dBm)
PCC	SCC						
16QAM							
2507.5	2519.5	15+10	P_1@0	S_1@49	15.67	16.22	< 33.01
2530.1	2542.1				16.26	16.81	< 33.01
2552.7	2564.7				16.21	16.76	< 33.01
2507.5	2519.5		P_1@38	S_0@0	22.48	23.03	< 33.01
2530.1	2542.1				22.9	23.45	< 33.01
2552.7	2564.7				22.81	23.36	< 33.01
2507.5	2519.5		P_1@74	S_1@0	23.27	23.82	< 33.01
2530.1	2542.1				23.61	24.16	< 33.01
2552.7	2564.7				23.58	24.13	< 33.01
2507.5	2519.5		P_75@0	S_50@0	21.1	21.65	< 33.01
2530.1	2542.1				21.2	21.75	< 33.01
2552.7	2564.7				21.22	21.77	< 33.01

Note: The EIRP (dBm) = Output Power (dBm) + Antenna Gain (dBi)

Frequency (MHz)		Channel Bandwidth (MHz)	PCC RB	SCC RB	Output Power (dBm)	EIRP (dBm)	Limit (dBm)
PCC	SCC						
64QAM							
2510.0	2529.8	20+20	P_1@0	S_1@99	15.51	16.06	< 33.01
2525.1	2544.9				15.81	16.36	< 33.01
2540.2	2560.0				16.16	16.71	< 33.01
2510.0	2529.8		P_1@49	S_0@0	21.22	21.77	< 33.01
2525.1	2544.9				21.47	22.02	< 33.01
2540.2	2560.0				21.81	22.36	< 33.01
2510.0	2529.8		P_1@99	S_1@0	21.15	21.70	< 33.01
2525.1	2544.9				21.32	21.87	< 33.01
2540.2	2560.0				21.61	22.16	< 33.01
2510.0	2529.8		P_100@0	S_100@0	21.1	21.65	< 33.01
2525.1	2544.9				21.27	21.82	< 33.01
2540.2	2560.0				21.13	21.68	< 33.01
2510.0	2527.1	20+15	P_1@0	S_1@74	15.68	16.23	< 33.01
2527.6	2544.7				16.27	16.82	< 33.01
2545.1	2562.2				15.89	16.44	< 33.01
2510.0	2527.1		P_1@49	S_0@0	21.41	21.96	< 33.01
2527.6	2544.7				21.86	22.41	< 33.01
2545.1	2562.2				21.19	21.74	< 33.01
2510.0	2527.1		P_1@99	S_1@0	21.23	21.78	< 33.01
2527.6	2544.7				21.66	22.21	< 33.01
2545.1	2562.2				21.16	21.71	< 33.01
2510.0	2527.1		P_100@0	S_75@0	21.15	21.70	< 33.01
2527.6	2544.7				21.25	21.80	< 33.01
2545.1	2562.2				21.23	21.78	< 33.01

Note: The EIRP (dBm) = Output Power (dBm) + Antenna Gain (dBi)

Frequency (MHz)		Channel Bandwidth (MHz)	PCC RB	SCC RB	Output Power (dBm)	EIRP (dBm)	Limit (dBm)
PCC	SCC						
64QAM							
2507.8	2524.9	15+20	P_1@0	S_1@99	15.75	16.30	< 33.01
2525.3	2542.4				15.9	16.45	< 33.01
2542.9	2560.0				15.95	16.50	< 33.01
2507.8	2524.9		P_1@18	S_0@0	21.51	22.06	< 33.01
2525.3	2542.4				21.53	22.08	< 33.01
2542.9	2560.0				21.47	22.02	< 33.01
2507.8	2524.9		P_1@74	S_1@0	21.36	21.91	< 33.01
2525.3	2542.4				21.33	21.88	< 33.01
2542.9	2560.0				21.31	21.86	< 33.01
2507.8	2524.9		P_75@0	S_100@0	21.09	21.64	< 33.01
2525.3	2542.4				21.25	21.80	< 33.01
2542.9	2560.0				21.25	21.80	< 33.01
2507.5	2564.7	15+15	P_1@0	S_1@74	15.74	16.29	< 33.01
2527.5	2522.5				15.91	16.46	< 33.01
2547.5	2542.5				16.08	16.63	< 33.01
2507.5	2562.5		P_1@18	S_0@0	21.48	22.03	< 33.01
2527.5	2522.5				21.53	22.08	< 33.01
2547.5	2542.5				21.57	22.12	< 33.01
2507.5	2562.5		P_1@74	S_1@0	21.27	21.82	< 33.01
2527.5	2522.5				21.33	21.88	< 33.01
2547.5	2542.5				21.43	21.98	< 33.01
2507.5	2562.5		P_75@0	S_75@0	21.11	21.66	< 33.01
2527.5	2522.5				21.23	21.78	< 33.01
2547.5	2542.5				21.18	21.73	< 33.01
Note: The EIRP (dBm) = Output Power (dBm) + Antenna Gain (dBi)							

Frequency (MHz)		Channel Bandwidth (MHz)	PCC RB	SCC RB	Output Power (dBm)	EIRP (dBm)	Limit (dBm)
PCC	SCC						
64QAM							
2505.5	2519.9	10+20	P_1@0	S_1@99	15.48	16.03	< 33.01
2525.6	2540.0				15.98	16.53	< 33.01
2545.6	2560.0				15.72	16.27	< 33.01
2505.5	2519.9		P_1@25	S_0@0	21.41	21.96	< 33.01
2525.6	2540.0				21.65	22.20	< 33.01
2545.6	2560.0				21.29	21.84	< 33.01
2505.5	2519.9		P_1@49	S_1@0	21.22	21.77	< 33.01
2525.6	2540.0				21.40	21.95	< 33.01
2545.6	2560.0				21.07	21.62	< 33.01
2505.5	2519.9		P_50@0	S_100@0	21.07	21.62	< 33.01
2525.6	2540.0				21.28	21.83	< 33.01
2545.6	2560.0				21.21	21.76	< 33.01
2510.0	2524.4	20+10	P_1@0	S_1@49	15.58	16.13	< 33.01
2530.1	2544.5				15.88	16.43	< 33.01
2550.1	2564.5				15.76	16.31	< 33.01
2510.0	2524.4		P_1@49	S_0@0	21.19	21.74	< 33.01
2530.1	2544.5				21.44	21.99	< 33.01
2550.1	2564.5				21.16	21.71	< 33.01
2510.0	2524.4		P_1@99	S_1@0	21.08	21.63	< 33.01
2530.1	2544.5				21.28	21.83	< 33.01
2550.1	2564.5				21.05	21.60	< 33.01
2510.0	2524.4		P_100@0	S_50@0	21.13	21.68	< 33.01
2530.1	2544.5				21.29	21.84	< 33.01
2550.1	2564.5				21.16	21.71	< 33.01

Note: The EIRP (dBm) = Output Power (dBm) + Antenna Gain (dBi)

Frequency (MHz)		Channel Bandwidth (MHz)	PCC RB	SCC RB	Output Power (dBm)	EIRP (dBm)	Limit (dBm)
PCC	SCC						
64QAM							
2507.5	2519.5	15+10	P_1@0	S_1@49	15.90	16.45	< 33.01
2530.1	2542.1				15.98	16.53	< 33.01
2552.7	2564.7				15.97	16.52	< 33.01
2507.5	2519.5		P_1@38	S_0@0	21.57	22.12	< 33.01
2530.1	2542.1				21.67	22.22	< 33.01
2552.7	2564.7				21.58	22.13	< 33.01
2507.5	2519.5		P_1@74	S_1@0	21.53	22.08	< 33.01
2530.1	2542.1				21.42	21.97	< 33.01
2552.7	2564.7				21.4	21.95	< 33.01
2507.5	2519.5		P_75@0	S_50@0	21.17	21.72	< 33.01
2530.1	2542.1				21.26	21.81	< 33.01
2552.7	2564.7				21.16	21.71	< 33.01

Note: The EIRP (dBm) = Output Power (dBm) + Antenna Gain (dBi)

Product	LTE Module	Test Site	WZ-SR6
Test Engineer	Cloud Guo	Test Date	2021/02/01
Test Band	Intra-Band CA_66C		

Frequency (MHz)		Channel Bandwidth (MHz)	PCC RB	SCC RB	Output Power (dBm)	EIRP (dBm)	Limit (dBm)
PCC	SCC						
QPSK							
1715.3	1727.3	10+15	P_1@0	S_1@74	15.61	17.08	< 30.00
1747.9	1759.9				15.17	16.64	< 30.00
1760.5	1772.5				15.12	16.59	< 30.00
1715.3	1727.3		P_1@25	S_0@0	23.11	24.58	< 30.00
1747.9	1759.9				22.70	24.17	< 30.00
1760.5	1772.5				22.65	24.12	< 30.00
1715.3	1727.3		P_1@49	S_1@0	24.08	25.55	< 30.00
1747.9	1759.9				23.69	25.16	< 30.00
1760.5	1772.5				23.61	25.08	< 30.00
1715.3	1727.3		P_50@0	S_75@0	22.05	23.52	< 30.00
1747.9	1759.9				21.66	23.13	< 30.00
1760.5	1772.5				21.68	23.15	< 30.00
1717.5	1729.5	15+10	P_1@0	S_1@49	15.45	16.92	< 30.00
1750.1	1762.1				15.15	16.62	< 30.00
1762.7	1774.7				15.12	16.59	< 30.00
1717.5	1729.5		P_1@38	S_0@0	22.97	24.44	< 30.00
1750.1	1762.1				22.73	24.20	< 30.00
1762.7	1774.7				22.64	24.11	< 30.00
1717.5	1729.5		P_1@74	S_1@0	23.93	25.40	< 30.00
1750.1	1762.1				23.65	25.12	< 30.00
1762.7	1774.7				23.60	25.07	< 30.00
1717.5	1729.5		P_75@0	S_50@0	22.02	23.49	< 30.00
1750.1	1762.1				21.62	23.09	< 30.00
1762.7	1774.7				21.70	23.17	< 30.00

Note: The EIRP (dBm) = Output Power (dBm) + Antenna Gain (dBi)

Frequency (MHz)		Channel Bandwidth (MHz)	PCC RB	SCC RB	Output Power (dBm)	EIRP (dBm)	Limit (dBm)
PCC	SCC						
QPSK							
1715.5	1729.9	10+20	P_1@0	S_1@99	15.56	17.03	< 30.00
1745.6	1760				15.17	16.64	< 30.00
1755.6	1770				15.16	16.63	< 30.00
1715.5	1729.9		P_1@25	S_0@0	23.13	24.60	< 30.00
1745.6	1760				22.67	24.14	< 30.00
1755.6	1770				22.71	24.18	< 30.00
1715.5	1729.9		P_1@49	S_1@0	24.01	25.48	< 30.00
1745.6	1760				23.59	25.06	< 30.00
1755.6	1770				23.61	25.08	< 30.00
1715.5	1729.9		P_50@0	S_100@0	22.01	23.48	< 30.00
1745.6	1760				21.67	23.14	< 30.00
1755.6	1770				21.52	22.99	< 30.00
1720.0	1734.4	20+10	P_1@0	S_1@49	15.67	17.14	< 30.00
1750.1	1764.5				15.23	16.70	< 30.00
1760.1	1774.5				15.22	16.69	< 30.00
1720.0	1734.4		P_1@49	S_0@0	23.21	24.68	< 30.00
1750.1	1764.5				22.74	24.21	< 30.00
1760.1	1774.5				22.72	24.19	< 30.00
1720.0	1734.4		P_1@99	S_1@0	24.07	25.54	< 30.00
1750.1	1764.5				23.65	25.12	< 30.00
1760.1	1774.5				23.67	25.14	< 30.00
1720.0	1734.4		P_100@0	S_50@0	21.96	23.43	< 30.00
1750.1	1764.5				21.72	23.19	< 30.00
1760.1	1774.5				21.67	23.14	< 30.00

Note: The EIRP (dBm) = Output Power (dBm) + Antenna Gain (dBi)

Frequency (MHz)		Channel Bandwidth (MHz)	PCC RB	SCC RB	Output Power (dBm)	EIRP (dBm)	Limit (dBm)
PCC	SCC						
QPSK							
1717.8	1734.9	15+20	P_1@0	S_1@99	15.53	17.00	< 30.00
1745.3	1762.4				15.20	16.67	< 30.00
1752.9	1770.0				15.18	16.65	< 30.00
1717.8	1734.9		P_1@38	S_0@0	23.06	24.53	< 30.00
1745.3	1762.4				22.58	24.05	< 30.00
1752.9	1770.0				22.68	24.15	< 30.00
1717.8	1734.9		P_1@74	S_1@0	23.92	25.39	< 30.00
1745.3	1762.4				23.57	25.04	< 30.00
1752.9	1770.0				23.67	25.14	< 30.00
1717.8	1734.9		P_75@0	S_100@0	22.01	23.48	< 30.00
1745.3	1762.4				21.72	23.19	< 30.00
1752.9	1770.0				21.69	23.16	< 30.00
1720.0	1737.1	20+15	P_1@0	S_1@74	15.68	17.15	< 30.00
1747.6	1764.7				15.21	16.68	< 30.00
1755.1	1772.2				15.19	16.66	< 30.00
1720.0	1737.1		P_1@49	S_0@0	23.18	24.65	< 30.00
1747.6	1764.7				22.70	24.17	< 30.00
1755.1	1772.2				22.65	24.12	< 30.00
1720.0	1737.1		P_1@99	S_1@0	24.08	25.55	< 30.00
1747.6	1764.7				23.68	25.15	< 30.00
1755.1	1772.2				15.20	16.67	< 30.00
1720.0	1737.1		P_100@	S_75@0	21.94	23.41	< 30.00
1747.6	1764.7				21.67	23.14	< 30.00
1755.1	1772.2				21.67	23.14	< 30.00

Note: The EIRP (dBm) = Output Power (dBm) + Antenna Gain (dBi)

Frequency (MHz)		Channel Bandwidth (MHz)	PCC RB	SCC RB	Output Power (dBm)	EIRP (dBm)	Limit (dBm)
PCC	SCC						
QPSK							
1720.0	1731.7	20+5	P_1@0	S_1@24	15.57	17.04	< 30.00
1752.5	1764.2				15.34	16.81	< 30.00
1765.0	1776.7				15.11	16.58	< 30.00
1720.0	1731.7		P_1@49	S_0@0	23.11	24.58	< 30.00
1752.5	1764.2				22.56	24.03	< 30.00
1765.0	1776.7				22.42	23.89	< 30.00
1720.0	1731.7		P_1@99	S_1@0	23.95	25.42	< 30.00
1752.5	1764.2				23.08	24.55	< 30.00
1765.0	1776.7				22.94	24.41	< 30.00
1720.0	1731.7		P_100@0	S_25@0	21.96	23.43	< 30.00
1752.5	1764.2				21.61	23.08	< 30.00
1765.0	1776.7				21.64	23.11	< 30.00
1713.3	1725.0	5+20	P_1@0	S_1@99	15.56	17.03	< 30.00
1745.8	1757.5				15.12	16.59	< 30.00
1758.3	1770.0				15.17	16.64	< 30.00
1713.3	1725.0		P_1@13	S_0@0	23.26	24.73	< 30.00
1745.8	1757.5				22.76	24.23	< 30.00
1758.3	1770.0				22.85	24.32	< 30.00
1713.3	1725.0		P_1@24	S_1@0	24.06	25.53	< 30.00
1745.8	1757.5				23.57	25.04	< 30.00
1758.3	1770.0				23.63	25.10	< 30.00
1713.3	1725.0		P_25@0	S_100@0	22.05	23.52	< 30.00
1745.8	1757.5				21.63	23.10	< 30.00
1758.3	1770.0				21.62	23.09	< 30.00

Note: The EIRP (dBm) = Output Power (dBm) + Antenna Gain (dBi)

Frequency (MHz)		Channel Bandwidth (MHz)	PCC RB	SCC RB	Output Power (dBm)	EIRP (dBm)	Limit (dBm)
PCC	SCC						
QPSK							
1713.3	1725.0	15+15	P_1@0	S_1@74	15.62	17.09	< 30.00
1745.8	1757.5				15.22	16.69	< 30.00
1758.3	1770.0				15.20	16.67	< 30.00
1713.3	1725.0		P_1@38	S_0@0	23.10	24.57	< 30.00
1745.8	1757.5				22.70	24.17	< 30.00
1758.3	1770.0				22.68	24.15	< 30.00
1713.3	1725.0		P_1@74	S_1@0	24.02	25.49	< 30.00
1745.8	1757.5				23.66	25.13	< 30.00
1758.3	1770.0				23.67	25.14	< 30.00
1713.3	1725.0		P_75@0	S_75@0	22.05	23.52	< 30.00
1745.8	1757.5				21.67	23.14	< 30.00
1758.3	1770.0				21.70	23.17	< 30.00
1720.0	1739.8	20+20	P_1@0	S_1@99	15.54	17.01	< 30.00
1745.1	1764.9				15.33	16.80	< 30.00
1750.2	1770.0				15.17	16.64	< 30.00
1720.0	1739.8		P_1@49	S_0@0	23.11	24.58	< 30.00
1745.1	1764.9				22.84	24.31	< 30.00
1750.2	1770.0				22.68	24.15	< 30.00
1720.0	1739.8		P_1@99	S_1@0	24.03	25.50	< 30.00
1745.1	1764.9				23.78	25.25	< 30.00
1750.2	1770.0				23.67	25.14	< 30.00
1720.0	1739.8		P_100@0	S_100@0	21.97	23.44	< 30.00
1745.1	1764.9				21.69	23.16	< 30.00
1750.2	1770.0				21.66	23.13	< 30.00

Note: The EIRP (dBm) = Output Power (dBm) + Antenna Gain (dBi)

Frequency (MHz)		Channel Bandwidth (MHz)	PCC RB	SCC RB	Output Power (dBm)	EIRP (dBm)	Limit (dBm)
PCC	SCC						
16QAM							
1715.3	1727.3	10+15	P_1@0	S_1@74	15.66	17.13	< 30.00
1747.9	1759.9				15.19	16.66	< 30.00
1760.5	1772.5				15.69	17.16	< 30.00
1715.3	1727.3		P_1@25	S_0@0	22.21	23.68	< 30.00
1747.9	1759.9				21.78	23.25	< 30.00
1760.5	1772.5				22.34	23.81	< 30.00
1715.3	1727.3		P_1@49	S_1@0	23.01	24.48	< 30.00
1747.9	1759.9				22.64	24.11	< 30.00
1760.5	1772.5				23.12	24.59	< 30.00
1715.3	1727.3		P_50@0	S_75@0	21.11	22.58	< 30.00
1747.9	1759.9				20.69	22.16	< 30.00
1760.5	1772.5				20.69	22.16	< 30.00
1717.5	1729.5	15+10	P_1@0	S_1@49	15.79	17.26	< 30.00
1750.1	1762.1				15.74	17.21	< 30.00
1762.7	1774.7				15.38	16.85	< 30.00
1717.5	1729.5		P_1@38	S_0@0	22.45	23.92	< 30.00
1750.1	1762.1				22.42	23.89	< 30.00
1762.7	1774.7				22.12	23.59	< 30.00
1717.5	1729.5		P_1@74	S_1@0	23.16	24.63	< 30.00
1750.1	1762.1				23.16	24.63	< 30.00
1762.7	1774.7				22.88	24.35	< 30.00
1717.5	1729.5		P_75@0	S_50@0	21.05	22.52	< 30.00
1750.1	1762.1				20.65	22.12	< 30.00
1762.7	1774.7				20.71	22.18	< 30.00

Note: The EIRP (dBm) = Output Power (dBm) + Antenna Gain (dBi)

Frequency (MHz)		Channel Bandwidth (MHz)	PCC RB	SCC RB	Output Power (dBm)	EIRP (dBm)	Limit (dBm)
PCC	SCC						
16QAM							
1715.5	1729.9	10+20	P_1@0	S_1@99	15.60	17.07	< 30.00
1745.6	1760.0				15.73	17.20	< 30.00
1755.6	1770.0				15.21	16.68	< 30.00
1715.5	1729.9		P_1@25	S_0@0	22.24	23.71	< 30.00
1745.6	1760.0				22.39	23.86	< 30.00
1755.6	1770.0				21.80	23.27	< 30.00
1715.5	1729.9		P_1@49	S_1@0	22.94	24.41	< 30.00
1745.6	1760.0				23.03	24.50	< 30.00
1755.6	1770.0				22.57	24.04	< 30.00
1715.5	1729.9		P_50@0	S_100@0	21.05	22.52	< 30.00
1745.6	1760.0				20.74	22.21	< 30.00
1755.6	1770.0				20.70	22.17	< 30.00
1720.0	1734.4	20+10	P_1@0	S_1@49	15.68	17.15	< 30.00
1750.1	1764.5				15.51	16.98	< 30.00
1760.1	1774.5				15.62	17.09	< 30.00
1720.0	1734.4		P_1@49	S_0@0	22.23	23.70	< 30.00
1750.1	1764.5				22.15	23.62	< 30.00
1760.1	1774.5				22.44	23.91	< 30.00
1720.0	1734.4		P_1@99	S_1@0	22.93	24.40	< 30.00
1750.1	1764.5				22.89	24.36	< 30.00
1760.1	1774.5				23.08	24.55	< 30.00
1720.0	1734.4		P_100@0	S_50@0	21.01	22.48	< 30.00
1750.1	1764.5				20.70	22.17	< 30.00
1760.1	1774.5				20.74	22.21	< 30.00

Note: The EIRP (dBm) = Output Power (dBm) + Antenna Gain (dBi)

Frequency (MHz)		Channel Bandwidth (MHz)	PCC RB	SCC RB	Output Power (dBm)	EIRP (dBm)	Limit (dBm)
PCC	SCC						
16QAM							
1717.8	1734.9	15+20	P_1@0	S_1@99	15.51	16.98	< 30.00
1745.3	1762.4				15.50	16.97	< 30.00
1752.9	1770.0				15.75	17.22	< 30.00
1717.8	1734.9		P_1@38	S_0@0	22.17	23.64	< 30.00
1745.3	1762.4				22.12	23.59	< 30.00
1752.9	1770.0				22.39	23.86	< 30.00
1717.8	1734.9		P_1@74	S_1@0	22.84	24.31	< 30.00
1745.3	1762.4				22.85	24.32	< 30.00
1752.9	1770.0				23.17	24.64	< 30.00
1717.8	1734.9		P_75@0	S_100@0	21.03	22.50	< 30.00
1745.3	1762.4				20.70	22.17	< 30.00
1752.9	1770.0				20.68	22.15	< 30.00
1720.0	1737.1	20+15	P_1@0	S_1@74	15.63	17.10	< 30.00
1747.6	1764.7				15.46	16.93	< 30.00
1755.1	1772.2				15.45	16.92	< 30.00
1720.0	1737.1		P_1@49	S_0@0	22.22	23.69	< 30.00
1747.6	1764.7				22.12	23.59	< 30.00
1755.1	1772.2				22.07	23.54	< 30.00
1720.0	1737.1		P_1@99	S_1@0	22.92	24.39	< 30.00
1747.6	1764.7				22.95	24.42	< 30.00
1755.1	1772.2				15.45	16.92	< 30.00
1720.0	1737.1		P_100@	S_75@0	21.02	22.49	< 30.00
1747.6	1764.7				20.76	22.23	< 30.00
1755.1	1772.2				20.72	22.19	< 30.00

Note: The EIRP (dBm) = Output Power (dBm) + Antenna Gain (dBi)

Frequency (MHz)		Channel Bandwidth (MHz)	PCC RB	SCC RB	Output Power (dBm)	EIRP (dBm)	Limit (dBm)
PCC	SCC						
16QAM							
1720.0	1731.7	20+5	P_1@0	S_1@24	16.04	17.51	< 30.00
1752.5	1764.2				15.31	16.78	< 30.00
1765.0	1776.7				15.36	16.83	< 30.00
1720.0	1731.7		P_1@49	S_0@0	22.75	24.22	< 30.00
1752.5	1764.2				21.61	23.08	< 30.00
1765.0	1776.7				21.80	23.27	< 30.00
1720.0	1731.7		P_1@99	S_1@0	23.29	24.76	< 30.00
1752.5	1764.2				22.10	23.57	< 30.00
1765.0	1776.7				22.30	23.77	< 30.00
1720.0	1731.7		P_100@0	S_25@0	21.03	22.50	< 30.00
1752.5	1764.2				20.68	22.15	< 30.00
1765.0	1776.7				20.69	22.16	< 30.00
1713.3	1725.0	5+20	P_1@0	S_1@99	15.66	17.13	< 30.00
1745.8	1757.5				15.21	16.68	< 30.00
1758.3	1770.0				15.35	16.82	< 30.00
1713.3	1725.0		P_1@13	S_0@0	22.42	23.89	< 30.00
1745.8	1757.5				21.97	23.44	< 30.00
1758.3	1770.0				22.17	23.64	< 30.00
1713.3	1725.0		P_1@24	S_1@0	23.02	24.49	< 30.00
1745.8	1757.5				22.57	24.04	< 30.00
1758.3	1770.0				22.77	24.24	< 30.00
1713.3	1725.0		P_25@0	S_100@0	21.08	22.55	< 30.00
1745.8	1757.5				20.69	22.16	< 30.00
1758.3	1770.0				20.73	22.20	< 30.00

Note: The EIRP (dBm) = Output Power (dBm) + Antenna Gain (dBi)

Frequency (MHz)		Channel Bandwidth (MHz)	PCC RB	SCC RB	Output Power (dBm)	EIRP (dBm)	Limit (dBm)
PCC	SCC						
16QAM							
1713.3	1725.0	15+15	P_1@0	S_1@74	16.22	17.69	< 30.00
1745.8	1757.5				15.20	16.67	< 30.00
1758.3	1770.0				15.77	17.24	< 30.00
1713.3	1725.0		P_1@38	S_0@0	22.78	24.25	< 30.00
1745.8	1757.5				21.76	23.23	< 30.00
1758.3	1770.0				22.42	23.89	< 30.00
1713.3	1725.0		P_1@74	S_1@0	23.42	24.89	< 30.00
1745.8	1757.5				22.60	24.07	< 30.00
1758.3	1770.0				23.18	24.65	< 30.00
1713.3	1725.0		P_75@0	S_75@0	21.10	22.57	< 30.00
1745.8	1757.5				20.69	22.16	< 30.00
1758.3	1770.0				20.71	22.18	< 30.00
1720.0	1739.8	20+20	P_1@0	S_1@99	16.02	17.49	< 30.00
1745.1	1764.9				15.32	16.79	< 30.00
1750.2	1770.0				15.43	16.90	< 30.00
1720.0	1739.8		P_1@49	S_0@0	22.79	24.26	< 30.00
1745.1	1764.9				21.94	23.41	< 30.00
1750.2	1770.0				22.06	23.53	< 30.00
1720.0	1739.8		P_1@99	S_1@0	23.35	24.82	< 30.00
1745.1	1764.9				22.70	24.17	< 30.00
1750.2	1770.0				22.91	24.38	< 30.00
1720.0	1739.8		P_100@0	S_100@0	20.98	22.45	< 30.00
1745.1	1764.9				20.76	22.23	< 30.00
1750.2	1770.0				20.74	22.21	< 30.00

Note: The EIRP (dBm) = Output Power (dBm) + Antenna Gain (dBi)

Frequency (MHz)		Channel Bandwidth (MHz)	PCC RB	SCC RB	Output Power (dBm)	EIRP (dBm)	Limit (dBm)
PCC	SCC						
64QAM							
1715.3	1727.3	10+15	P_1@0	S_1@74	15.62	17.09	< 30.00
1747.9	1759.9				15.18	16.65	< 30.00
1760.5	1772.5				15.45	16.92	< 30.00
1715.3	1727.3		P_1@25	S_0@0	21.27	22.74	< 30.00
1747.9	1759.9				20.81	22.28	< 30.00
1760.5	1772.5				21.08	22.55	< 30.00
1715.3	1727.3		P_1@49	S_1@0	20.98	22.45	< 30.00
1747.9	1759.9				20.66	22.13	< 30.00
1760.5	1772.5				20.92	22.39	< 30.00
1715.3	1727.3		P_50@0	S_75@0	21.15	22.62	< 30.00
1747.9	1759.9				20.73	22.20	< 30.00
1760.5	1772.5				20.71	22.18	< 30.00
1717.5	1729.5	15+10	P_1@0	S_1@49	16.02	17.49	< 30.00
1750.1	1762.1				15.45	16.92	< 30.00
1762.7	1774.7				15.63	17.10	< 30.00
1717.5	1729.5		P_1@38	S_0@0	21.60	23.07	< 30.00
1750.1	1762.1				21.18	22.65	< 30.00
1762.7	1774.7				21.30	22.77	< 30.00
1717.5	1729.5		P_1@74	S_1@0	21.40	22.87	< 30.00
1750.1	1762.1				20.99	22.46	< 30.00
1762.7	1774.7				21.13	22.60	< 30.00
1717.5	1729.5		P_75@0	S_50@0	21.14	22.61	< 30.00
1750.1	1762.1				20.67	22.14	< 30.00
1762.7	1774.7				20.77	22.24	< 30.00

Note: The EIRP (dBm) = Output Power (dBm) + Antenna Gain (dBi)

Frequency (MHz)		Channel Bandwidth (MHz)	PCC RB	SCC RB	Output Power (dBm)	EIRP (dBm)	Limit (dBm)
PCC	SCC						
64QAM							
1715.5	1729.9	10+20	P_1@0	S_1@99	15.60	17.07	< 30.00
1745.6	1760.0				15.53	17.00	< 30.00
1755.6	1770.0				15.19	16.66	< 30.00
1715.5	1729.9		P_1@25	S_0@0	21.30	22.77	< 30.00
1745.6	1760.0				21.15	22.62	< 30.00
1755.6	1770.0				20.84	22.31	< 30.00
1715.5	1729.9		P_1@49	S_1@0	20.91	22.38	< 30.00
1745.6	1760.0				20.85	22.32	< 30.00
1755.6	1770.0				20.61	22.08	< 30.00
1715.5	1729.9		P_50@0	S_100@0	21.07	22.54	< 30.00
1745.6	1760.0				20.77	22.24	< 30.00
1755.6	1770.0				20.69	22.16	< 30.00
1720.0	1734.4	20+10	P_1@0	S_1@49	16.12	17.59	< 30.00
1750.1	1764.5				15.31	16.78	< 30.00
1760.1	1774.5				15.33	16.80	< 30.00
1720.0	1734.4		P_1@49	S_0@0	21.70	23.17	< 30.00
1750.1	1764.5				20.87	22.34	< 30.00
1760.1	1774.5				20.95	22.42	< 30.00
1720.0	1734.4		P_1@99	S_1@0	21.33	22.80	< 30.00
1750.1	1764.5				20.70	22.17	< 30.00
1760.1	1774.5				20.79	22.26	< 30.00
1720.0	1734.4		P_100@0	S_50@0	21.05	22.52	< 30.00
1750.1	1764.5				20.76	22.23	< 30.00
1760.1	1774.5				20.73	22.20	< 30.00

Note: The EIRP (dBm) = Output Power (dBm) + Antenna Gain (dBi)

Frequency (MHz)		Channel Bandwidth (MHz)	PCC RB	SCC RB	Output Power (dBm)	EIRP (dBm)	Limit (dBm)
PCC	SCC						
64QAM							
1717.8	1734.9	15+20	P_1@0	S_1@99	15.81	17.28	< 30.00
1745.3	1762.4				15.73	17.20	< 30.00
1752.9	1770.0				15.50	16.97	< 30.00
1717.8	1734.9		P_1@38	S_0@0	21.48	22.95	< 30.00
1745.3	1762.4				21.27	22.74	< 30.00
1752.9	1770.0				21.13	22.60	< 30.00
1717.8	1734.9		P_1@74	S_1@0	21.14	22.61	< 30.00
1745.3	1762.4				21.11	22.58	< 30.00
1752.9	1770.0				20.97	22.44	< 30.00
1717.8	1734.9		P_75@0	S_100@0	21.08	22.55	< 30.00
1745.3	1762.4				20.78	22.25	< 30.00
1752.9	1770.0				20.78	22.25	< 30.00
1720.0	1737.1	20+15	P_1@0	S_1@74	16.09	17.56	< 30.00
1747.6	1764.7				15.34	16.81	< 30.00
1755.1	1772.2				15.27	16.74	< 30.00
1720.0	1737.1		P_1@49	S_0@0	21.66	23.13	< 30.00
1747.6	1764.7				20.78	22.25	< 30.00
1755.1	1772.2				20.77	22.24	< 30.00
1720.0	1737.1		P_1@99	S_1@0	21.40	22.87	< 30.00
1747.6	1764.7				20.71	22.18	< 30.00
1755.1	1772.2				15.28	16.75	< 30.00
1720.0	1737.1		P_100@	S_75@0	20.99	22.46	< 30.00
1747.6	1764.7				20.79	22.26	< 30.00
1755.1	1772.2				20.79	22.26	< 30.00

Note: The EIRP (dBm) = Output Power (dBm) + Antenna Gain (dBi)

Frequency (MHz)		Channel Bandwidth (MHz)	PCC RB	SCC RB	Output Power (dBm)	EIRP (dBm)	Limit (dBm)
PCC	SCC						
64QAM							
1720.0	1731.7	20+5	P_1@0	S_1@24	15.72	17.19	< 30.00
1752.5	1764.2				15.77	17.24	< 30.00
1765.0	1776.7				15.16	16.63	< 30.00
1720.0	1731.7		P_1@49	S_0@0	21.27	22.74	< 30.00
1752.5	1764.2				21.09	22.56	< 30.00
1765.0	1776.7				20.51	21.98	< 30.00
1720.0	1731.7		P_1@99	S_1@0	20.95	22.42	< 30.00
1752.5	1764.2				20.94	22.41	< 30.00
1765.0	1776.7				20.58	22.05	< 30.00
1720.0	1731.7		P_100@0	S_25@0	21.01	22.48	< 30.00
1752.5	1764.2				20.69	22.16	< 30.00
1765.0	1776.7				20.68	22.15	< 30.00
1713.3	1725.0	5+20	P_1@0	S_1@99	15.86	17.33	< 30.00
1745.8	1757.5				15.42	16.89	< 30.00
1758.3	1770.0				15.34	16.81	< 30.00
1713.3	1725.0		P_1@13	S_0@0	21.50	22.97	< 30.00
1745.8	1757.5				21.03	22.50	< 30.00
1758.3	1770.0				21.00	22.47	< 30.00
1713.3	1725.0		P_1@24	S_1@0	21.27	22.74	< 30.00
1745.8	1757.5				20.84	22.31	< 30.00
1758.3	1770.0				20.77	22.24	< 30.00
1713.3	1725.0		P_25@0	S_100@0	21.08	22.55	< 30.00
1745.8	1757.5				20.69	22.16	< 30.00
1758.3	1770.0				20.68	22.15	< 30.00

Note: The EIRP (dBm) = Output Power (dBm) + Antenna Gain (dBi)

Frequency (MHz)		Channel Bandwidth (MHz)	PCC RB	SCC RB	Output Power (dBm)	EIRP (dBm)	Limit (dBm)
PCC	SCC						
64QAM							
1713.3	1725.0	15+15	P_1@0	S_1@74	15.95	17.42	< 30.00
1745.8	1757.5				15.49	16.96	< 30.00
1758.3	1770.0				15.53	17.00	< 30.00
1713.3	1725.0		P_1@38	S_0@0	21.56	23.03	< 30.00
1745.8	1757.5				21.05	22.52	< 30.00
1758.3	1770.0				21.16	22.63	< 30.00
1713.3	1725.0		P_1@74	S_1@0	21.31	22.78	< 30.00
1745.8	1757.5				20.92	22.39	< 30.00
1758.3	1770.0				20.99	22.46	< 30.00
1713.3	1725.0		P_75@0	S_75@0	21.06	22.53	< 30.00
1745.8	1757.5				20.74	22.21	< 30.00
1758.3	1770.0				20.72	22.19	< 30.00
1720.0	1739.8	20+20	P_1@0	S_1@99	15.70	17.17	< 30.00
1745.1	1764.9				15.76	17.23	< 30.00
1750.2	1770.0				15.24	16.71	< 30.00
1720.0	1739.8		P_1@49	S_0@0	21.25	22.72	< 30.00
1745.1	1764.9				21.39	22.86	< 30.00
1750.2	1770.0				20.77	22.24	< 30.00
1720.0	1739.8		P_1@99	S_1@0	21.05	22.52	< 30.00
1745.1	1764.9				21.16	22.63	< 30.00
1750.2	1770.0				20.74	22.21	< 30.00
1720.0	1739.8		P_100@0	S_100@0	21.03	22.50	< 30.00
1745.1	1764.9				20.76	22.23	< 30.00
1750.2	1770.0				20.73	22.20	< 30.00

Note: The EIRP (dBm) = Output Power (dBm) + Antenna Gain (dBi)

Product	LTE Module	Test Site	WZ-SR6
Test Engineer	Cloud Guo	Test Date	2021/02/01
Test Band	Intra-Band CA_66B		

Frequency (MHz)		Channel Bandwidth (MHz)	PCC RB	SCC RB	Output Power (dBm)	EIRP (dBm)	Limit (dBm)
PCC	SCC						
QPSK							
1712.5	1717.3	5+5	P_1@0	S_1@24	13.54	15.01	< 30.00
1752.6	1757.4				13.18	14.65	< 30.00
1772.7	1777.5				13.09	14.56	< 30.00
1712.5	1717.3		P_1@13	S_0@0	22.75	24.22	< 30.00
1752.6	1757.4				22.42	23.89	< 30.00
1772.7	1777.5				22.31	23.78	< 30.00
1712.5	1717.3		P_1@24	S_1@0	23.53	25.00	< 30.00
1752.6	1757.4				23.15	24.62	< 30.00
1772.7	1777.5				23.08	24.55	< 30.00
1712.5	1717.3		P_25@0	S_25@0	21.50	22.97	< 30.00
1752.6	1757.4				21.08	22.55	< 30.00
1772.7	1777.5				21.08	22.55	< 30.00
1712.8	1720.0	5+10	P_1@0	S_1@49	13.58	15.05	< 30.00
1750.3	1757.5				13.20	14.67	< 30.00
1767.8	1775.0				13.19	14.66	< 30.00
1712.8	1720.0		P_1@13	S_0@0	22.84	24.31	< 30.00
1750.3	1757.5				22.48	23.95	< 30.00
1767.8	1775.0				22.49	23.96	< 30.00
1712.8	1720.0		P_1@24	S_1@0	23.70	25.17	< 30.00
1750.3	1757.5				23.34	24.81	< 30.00
1767.8	1775.0				23.30	24.77	< 30.00
1712.8	1720.0		P_25@0	S_50@0	21.64	23.11	< 30.00
1750.3	1757.5				21.27	22.74	< 30.00
1767.8	1775.0				21.27	22.74	< 30.00

Note: The EIRP (dBm) = Output Power (dBm) + Antenna Gain (dBi)

Frequency (MHz)		Channel Bandwidth (MHz)	PCC RB	SCC RB	Output Power (dBm)	EIRP (dBm)	Limit (dBm)
PCC	SCC						
QPSK							
1715.0	1722.2	10+5	P_1@0	S_1@24	13.68	15.15	< 30.00
1752.5	1759.7				13.18	14.65	< 30.00
1770.0	1777.2				13.13	14.60	< 30.00
1715.0	1722.2		P_1@25	S_0@0	22.85	24.32	< 30.00
1752.5	1759.7				22.40	23.87	< 30.00
1770.0	1777.2				22.46	23.93	< 30.00
1715.0	1722.2		P_1@49	S_1@0	23.57	25.04	< 30.00
1752.5	1759.7				23.14	24.61	< 30.00
1770.0	1777.2				23.14	24.61	< 30.00
1715.0	1722.2		P_50@0	S_25@0	21.67	23.14	< 30.00
1752.5	1759.7				21.28	22.75	< 30.00
1770.0	1777.2				21.31	22.78	< 30.00
1713.0	1722.3	5+15	P_1@0	S_1@79	13.24	14.71	< 30.00
1748.1	1757.4				12.69	14.16	< 30.00
1763.2	1772.5				12.70	14.17	< 30.00
1713.0	1722.3		P_1@13	S_0@0	22.88	24.35	< 30.00
1748.1	1757.4				22.34	23.81	< 30.00
1763.2	1772.5				22.44	23.91	< 30.00
1713.0	1722.3		P_1@24	S_1@0	23.68	25.15	< 30.00
1748.1	1757.4				23.23	24.70	< 30.00
1763.2	1772.5				23.24	24.71	< 30.00
1713.0	1722.3		P_25@0	S_75@0	21.61	23.08	< 30.00
1748.1	1757.4				21.23	22.70	< 30.00
1763.2	1772.5				21.20	22.67	< 30.00

Note: The EIRP (dBm) = Output Power (dBm) + Antenna Gain (dBi)

Frequency (MHz)		Channel Bandwidth (MHz)	PCC RB	SCC RB	Output Power (dBm)	EIRP (dBm)	Limit (dBm)
PCC	SCC						
QPSK							
1717.5	1726.8	15+5	P_1@0	S_1@24	12.19	13.66	< 30.00
1752.6	1761.9				13.21	14.68	< 30.00
1767.7	1777.0				12.86	14.33	< 30.00
1717.5	1726.8		P_1@38	S_0@0	21.81	23.28	< 30.00
1752.6	1761.9				22.41	23.88	< 30.00
1767.7	1777.0				22.37	23.84	< 30.00
1717.5	1726.8		P_1@74	S_1@0	22.96	24.43	< 30.00
1752.6	1761.9				22.72	24.19	< 30.00
1767.7	1777.0				22.83	24.30	< 30.00
1717.5	1726.8		P_75@0	S_25@0	20.81	22.28	< 30.00
1752.6	1761.9				21.25	22.72	< 30.00
1767.7	1777.0				21.24	22.71	< 30.00
1715.0	1724.9	10+10	P_1@0	S_1@49	13.13	14.60	< 30.00
1750.1	1760.0				12.75	14.22	< 30.00
1765.1	1775.0				12.71	14.18	< 30.00
1715.0	1724.9		P_1@25	S_0@0	22.73	24.20	< 30.00
1750.1	1760.0				22.36	23.83	< 30.00
1765.1	1775.0				22.29	23.76	< 30.00
1715.0	1724.9		P_1@49	S_1@0	23.64	25.11	< 30.00
1750.1	1760.0				23.21	24.68	< 30.00
1765.1	1775.0				23.25	24.72	< 30.00
1715.0	1724.9		P_50@	S_50@0	21.62	23.09	< 30.00
1750.1	1760.0				21.26	22.73	< 30.00
1765.1	1775.0				21.28	22.75	< 30.00

Note: The EIRP (dBm) = Output Power (dBm) + Antenna Gain (dBi)

Frequency (MHz)		Channel Bandwidth (MHz)	PCC RB	SCC RB	Output Power (dBm)	EIRP (dBm)	Limit (dBm)
PCC	SCC						
16QAM							
1712.5	1717.3	5+5	P_1@0	S_1@24	13.60	15.07	< 30.00
1752.6	1757.4				13.33	14.80	< 30.00
1772.7	1777.5				13.47	14.94	< 30.00
1712.5	1717.3		P_1@13	S_0@0	21.93	23.40	< 30.00
1752.6	1757.4				21.71	23.18	< 30.00
1772.7	1777.5				21.98	23.45	< 30.00
1712.5	1717.3		P_1@24	S_1@0	22.52	23.99	< 30.00
1752.6	1757.4				22.24	23.71	< 30.00
1772.7	1777.5				22.48	23.95	< 30.00
1712.5	1717.3		P_25@0	S_25@0	20.59	22.06	< 30.00
1752.6	1757.4				20.21	21.68	< 30.00
1772.7	1777.5				20.14	21.61	< 30.00
1712.8	1720.0	5+10	P_1@0	S_1@49	13.64	15.11	< 30.00
1750.3	1757.5				13.37	14.84	< 30.00
1767.8	1775.0				13.36	14.83	< 30.00
1712.8	1720.0		P_1@13	S_0@0	22.03	23.50	< 30.00
1750.3	1757.5				21.87	23.34	< 30.00
1767.8	1775.0				21.78	23.25	< 30.00
1712.8	1720.0		P_1@24	S_1@0	22.66	24.13	< 30.00
1750.3	1757.5				22.46	23.93	< 30.00
1767.8	1775.0				22.45	23.92	< 30.00
1712.8	1720.0		P_25@0	S_50@0	20.72	22.19	< 30.00
1750.3	1757.5				20.32	21.79	< 30.00
1767.8	1775.0				20.33	21.80	< 30.00

Note: The EIRP (dBm) = Output Power (dBm) + Antenna Gain (dBi)

Frequency (MHz)		Channel Bandwidth (MHz)	PCC RB	SCC RB	Output Power (dBm)	EIRP (dBm)	Limit (dBm)
PCC	SCC						
16QAM							
1715.0	1722.2	10+5	P_1@0	S_1@24	13.67	15.14	< 30.00
1752.5	1759.7				13.73	15.20	< 30.00
1770.0	1777.2				13.15	14.62	< 30.00
1715.0	1722.2		P_1@25	S_0@0	21.99	23.46	< 30.00
1752.5	1759.7				22.11	23.58	< 30.00
1770.0	1777.2				21.56	23.03	< 30.00
1715.0	1722.2		P_1@49	S_1@0	22.68	24.15	< 30.00
1752.5	1759.7				22.65	24.12	< 30.00
1770.0	1777.2				22.09	23.56	< 30.00
1715.0	1722.2		P_50@0	S_25@0	20.75	22.22	< 30.00
1752.5	1759.7				20.33	21.80	< 30.00
1770.0	1777.2				20.30	21.77	< 30.00
1713.0	1722.3	5+15	P_1@0	S_1@79	13.57	15.04	< 30.00
1748.1	1757.4				12.78	14.25	< 30.00
1763.2	1772.5				12.86	14.33	< 30.00
1713.0	1722.3		P_1@13	S_0@0	22.51	23.98	< 30.00
1748.1	1757.4				21.56	23.03	< 30.00
1763.2	1772.5				21.79	23.26	< 30.00
1713.0	1722.3		P_1@24	S_1@0	23.05	24.52	< 30.00
1748.1	1757.4				22.27	23.74	< 30.00
1763.2	1772.5				22.44	23.91	< 30.00
1713.0	1722.3		P_25@0	S_75@0	20.67	22.14	< 30.00
1748.1	1757.4				20.23	21.70	< 30.00
1763.2	1772.5				20.29	21.76	< 30.00

Note: The EIRP (dBm) = Output Power (dBm) + Antenna Gain (dBi)

Frequency (MHz)		Channel Bandwidth (MHz)	PCC RB	SCC RB	Output Power (dBm)	EIRP (dBm)	Limit (dBm)
PCC	SCC						
16QAM							
1717.5	1726.8	15+5	P_1@0	S_1@24	12.47	13.94	< 30.00
1752.6	1761.9				13.77	15.24	< 30.00
1767.7	1777.0				12.83	14.30	< 30.00
1717.5	1726.8		P_1@38	S_0@0	21.35	22.82	< 30.00
1752.6	1761.9				22.16	23.63	< 30.00
1767.7	1777.0				21.42	22.89	< 30.00
1717.5	1726.8		P_1@74	S_1@0	22.35	23.82	< 30.00
1752.6	1761.9				22.35	23.82	< 30.00
1767.7	1777.0				21.92	23.39	< 30.00
1717.5	1726.8		P_75@0	S_25@0	19.89	21.36	< 30.00
1752.6	1761.9				20.34	21.81	< 30.00
1767.7	1777.0				20.27	21.74	< 30.00
1715.0	1724.9	10+10	P_1@0	S_1@49	13.16	14.63	< 30.00
1750.1	1760.0				13.28	14.75	< 30.00
1765.1	1775.0				12.74	14.21	< 30.00
1715.0	1724.9		P_1@25	S_0@0	21.85	23.32	< 30.00
1750.1	1760.0				22.08	23.55	< 30.00
1765.1	1775.0				21.40	22.87	< 30.00
1715.0	1724.9		P_1@49	S_1@0	22.61	24.08	< 30.00
1750.1	1760.0				22.72	24.19	< 30.00
1765.1	1775.0				22.27	23.74	< 30.00
1715.0	1724.9		P_50@	S_50@0	20.75	22.22	< 30.00
1750.1	1760.0				20.30	21.77	< 30.00
1765.1	1775.0				20.31	21.78	< 30.00

Note: The EIRP (dBm) = Output Power (dBm) + Antenna Gain (dBi)

Frequency (MHz)		Channel Bandwidth (MHz)	PCC RB	SCC RB	Output Power (dBm)	EIRP (dBm)	Limit (dBm)
PCC	SCC						
64QAM							
1712.5	1717.3	5+5	P_1@0	S_1@24	13.77	15.24	< 30.00
1752.6	1757.4				13.25	14.72	< 30.00
1772.7	1777.5				13.13	14.60	< 30.00
1712.5	1717.3		P_1@13	S_0@0	21.01	22.48	< 30.00
1752.6	1757.4				20.56	22.03	< 30.00
1772.7	1777.5				20.51	21.98	< 30.00
1712.5	1717.3		P_1@24	S_1@0	20.85	22.32	< 30.00
1752.6	1757.4				20.27	21.74	< 30.00
1772.7	1777.5				20.24	21.71	< 30.00
1712.5	1717.3		P_25@0	S_25@0	20.58	22.05	< 30.00
1752.6	1757.4				20.14	21.61	< 30.00
1772.7	1777.5				20.22	21.69	< 30.00
1712.8	1720.0	5+10	P_1@0	S_1@49	13.85	15.32	< 30.00
1750.3	1757.5				13.32	14.79	< 30.00
1767.8	1775.0				13.35	14.82	< 30.00
1712.8	1720.0		P_1@13	S_0@0	21.17	22.64	< 30.00
1750.3	1757.5				20.65	22.12	< 30.00
1767.8	1775.0				20.62	22.09	< 30.00
1712.8	1720.0		P_1@24	S_1@0	20.95	22.42	< 30.00
1750.3	1757.5				20.48	21.95	< 30.00
1767.8	1775.0				20.46	21.93	< 30.00
1712.8	1720.0		P_25@0	S_50@0	20.74	22.21	< 30.00
1750.3	1757.5				20.31	21.78	< 30.00
1767.8	1775.0				20.34	21.81	< 30.00

Note: The EIRP (dBm) = Output Power (dBm) + Antenna Gain (dBi)

Frequency (MHz)		Channel Bandwidth (MHz)	PCC RB	SCC RB	Output Power (dBm)	EIRP (dBm)	Limit (dBm)
PCC	SCC						
64QAM							
1715.0	1722.2	10+5	P_1@0	S_1@24	13.66	15.13	< 30.00
1752.5	1759.7				13.51	14.98	< 30.00
1770.0	1777.2				13.43	14.90	< 30.00
1715.0	1722.2		P_1@25	S_0@0	21.03	22.50	< 30.00
1752.5	1759.7				20.85	22.32	< 30.00
1770.0	1777.2				20.82	22.29	< 30.00
1715.0	1722.2		P_1@49	S_1@0	20.54	22.01	< 30.00
1752.5	1759.7				20.48	21.95	< 30.00
1770.0	1777.2				20.41	21.88	< 30.00
1715.0	1722.2		P_50@0	S_25@0	20.77	22.24	< 30.00
1752.5	1759.7				20.37	21.84	< 30.00
1770.0	1777.2				20.36	21.83	< 30.00
1713.0	1722.3	5+15	P_1@0	S_1@79	13.11	14.58	< 30.00
1748.1	1757.4				12.91	14.38	< 30.00
1763.2	1772.5				12.82	14.29	< 30.00
1713.0	1722.3		P_1@13	S_0@0	21.12	22.59	< 30.00
1748.1	1757.4				20.67	22.14	< 30.00
1763.2	1772.5				20.62	22.09	< 30.00
1713.0	1722.3		P_1@24	S_1@0	20.73	22.20	< 30.00
1748.1	1757.4				20.56	22.03	< 30.00
1763.2	1772.5				20.44	21.91	< 30.00
1713.0	1722.3		P_25@0	S_75@0	20.67	22.14	< 30.00
1748.1	1757.4				20.25	21.72	< 30.00
1763.2	1772.5				20.28	21.75	< 30.00

Note: The EIRP (dBm) = Output Power (dBm) + Antenna Gain (dBi)

Frequency (MHz)		Channel Bandwidth (MHz)	PCC RB	SCC RB	Output Power (dBm)	EIRP (dBm)	Limit (dBm)
PCC	SCC						
64QAM							
1717.5	1726.8	15+5	P_1@0	S_1@24	12.74	14.21	< 30.00
1752.6	1761.9				13.55	15.02	< 30.00
1767.7	1777.0				13.10	14.57	< 30.00
1717.5	1726.8		P_1@38	S_0@0	20.54	22.01	< 30.00
1752.6	1761.9				20.84	22.31	< 30.00
1767.7	1777.0				20.72	22.19	< 30.00
1717.5	1726.8		P_1@74	S_1@0	20.95	22.42	< 30.00
1752.6	1761.9				20.13	21.60	< 30.00
1767.7	1777.0				20.32	21.79	< 30.00
1717.5	1726.8		P_75@0	S_25@0	20.23	21.70	< 30.00
1752.6	1761.9				20.30	21.77	< 30.00
1767.7	1777.0				20.30	21.77	< 30.00
1715.0	1724.9	10+10	P_1@0	S_1@49	13.10	14.57	< 30.00
1750.1	1760.0				13.01	14.48	< 30.00
1765.1	1775.0				12.70	14.17	< 30.00
1715.0	1724.9		P_1@25	S_0@0	20.91	22.38	< 30.00
1750.1	1760.0				20.80	22.27	< 30.00
1765.1	1775.0				20.47	21.94	< 30.00
1715.0	1724.9		P_1@49	S_1@0	20.63	22.10	< 30.00
1750.1	1760.0				20.58	22.05	< 30.00
1765.1	1775.0				20.31	21.78	< 30.00
1715.0	1724.9		P_50@	S_50@0	20.78	22.25	< 30.00
1750.1	1760.0				20.29	21.76	< 30.00
1765.1	1775.0				20.30	21.77	< 30.00

Note: The EIRP (dBm) = Output Power (dBm) + Antenna Gain (dBi)

5.5. Band Edge Measurement

5.5.1. Test Limit

22.917(a), 24.238 (a), 27.53 (g) (h)

For operations in the 824 ~ 849 MHz, 1850 ~ 1910 MHz, 1930 ~ 1990 MHz, 600MHz & 698 ~ 746 MHz and 1710 ~ 1755 MHz, the FCC limit is $43 + 10\log_{10}(P_{\text{Watts}})$ dB below the transmitter power $P(\text{Watts})$ in a 1 MHz bandwidth. However, in the 1MHz bands immediately outside and adjacent to the licensee's frequency block, a resolution bandwidth of at least one percent of the emission bandwidth of the fundamental emission of the transmitter may be employed.

27.53 (c)

For operations in the 776-788 MHz band, the FCC limit is $43 + 10\log_{10}(P_{\text{Watts}})$ dB below the transmitter power $P(\text{Watts})$ in a 100 kHz bandwidth. However, in the 100 kHz bands immediately outside and adjacent to the frequency block, a resolution bandwidth of at least 30 kHz may be employed. In addition, the power of any unwanted emissions in any 6.25 kHz bandwidth for all frequencies between 763-775 MHz and 793-806 MHz shall be attenuated below the transmitter power, P (dBW), by at least $65 + 10 \log_{10} (P_{\text{Watts}})$, dB, for mobile and portable equipment.

27.53(m)(4)

For mobile digital stations, the attenuation factor shall be not less than $40 + 10 \log (P)$ dB on all frequencies between the channel edge and 5 megahertz from the channel edge, $43 + 10 \log (P)$ dB on all frequencies between 5 megahertz and X megahertz from the channel edge, and $55 + 10 \log (P)$ dB on all frequencies more than X megahertz from the channel edge, where X is the greater of 6 megahertz or the actual emission bandwidth as defined in paragraph (m)(6) of this section. In addition, the attenuation factor shall not be less that $43 + 10 \log (P)$ dB on all frequencies between 2490.5 MHz and 2496 MHz and $55 + 10 \log (P)$ dB at or below 2490.5 MHz. Mobile Satellite Service licensees operating on frequencies below 2495 MHz may also submit a documented interference complaint against BRS licensees operating on channel BRS Channel 1 on the same terms and conditions as adjacent channel BRS or EBS licensees.


5.5.2. Test Procedure Used

ANSI C63.26-2015 - Section 5.7

5.5.3. Test Setting

1. Set the analyzer frequency to low or high channel
2. $RBW \geq$ The nominal RBW shall be in the range of 1% of the anticipated OBW (in the 1MHz band immediately outside and adjacent to the band edge). For improvement of the accuracy in the measurement of the average power of a noise-like emission, a RBW narrower than the specified reference bandwidth can be used (generally limited to no less than 1% of the OBW), provided that a subsequent integration is performed over the full required measurement bandwidth. This integration should be performed using the spectrum analyzer's band power functions.
3. $VBW \geq 3 * RBW$
4. Sweep time = auto
5. Detector = power averaging (rms)
6. Set sweep trigger to "free run."
7. User gate triggered such that the analyzer only sweeps when the device is transmitting at full power
8. Trace average at least 100 traces in power averaging (rms) mode if sweep is set to auto-couple. To accurately determine the average power over the on and off time of the transmitter, it can be necessary to increase the number of traces to be averaged above 100, or if using a manually configured sweep time, increase the sweep time.

5.5.4. Test Setup



5.5.5. Test Result

Product	LTE Module	Test Site	WZ-SR6
Test Engineer	Cloud Guo	Test Date	2021/01/31 ~ 2021/02/18
Test Band	LTE Band 2/25	Test Result	Pass

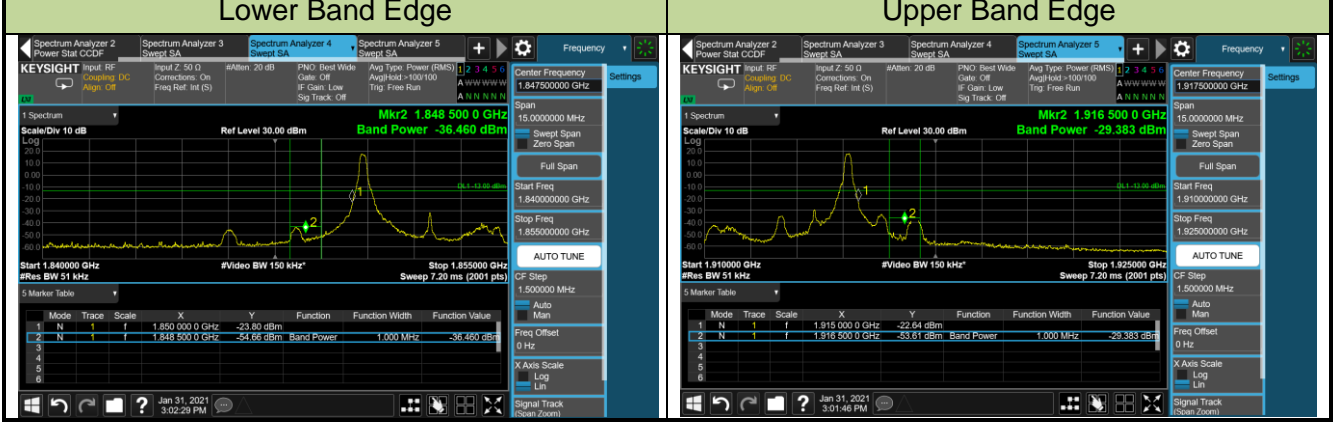
1.4MHz Channel Bandwidth - 1RB



3MHz Channel Bandwidth - 1RB

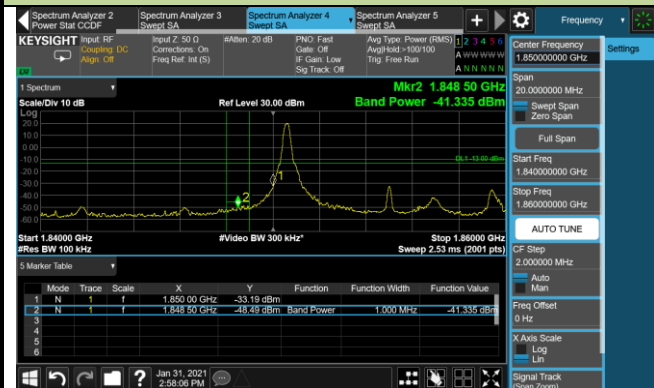


5MHz Channel Bandwidth - 1RB

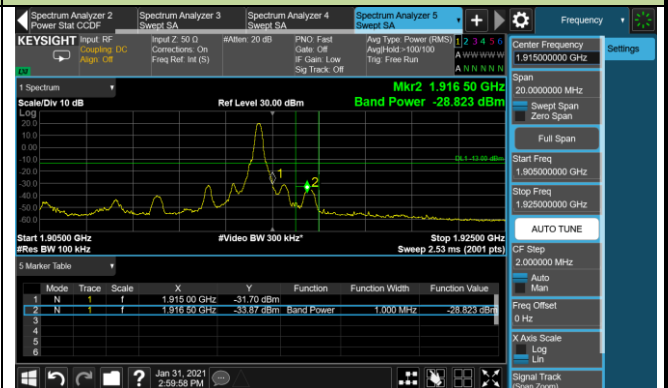


10MHz Channel Bandwidth - 1RB

Lower Band Edge

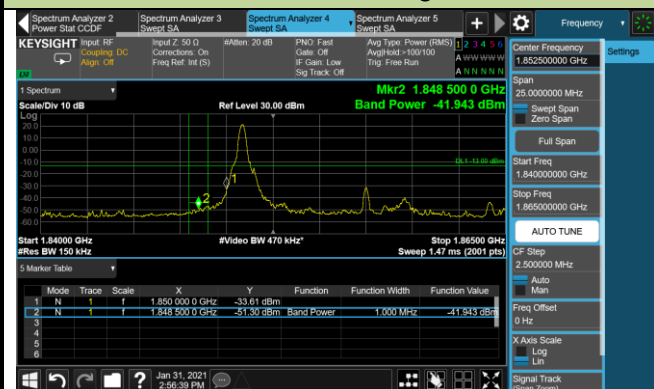


Upper Band Edge



15MHz Channel Bandwidth - 1RB

Lower Band Edge



Upper Band Edge

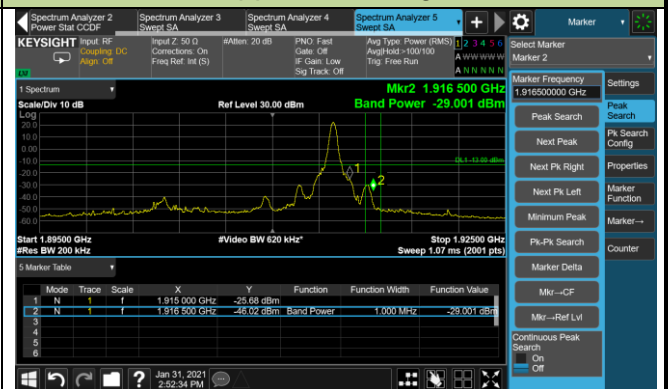


20MHz Channel Bandwidth - 1RB

Lower Band Edge

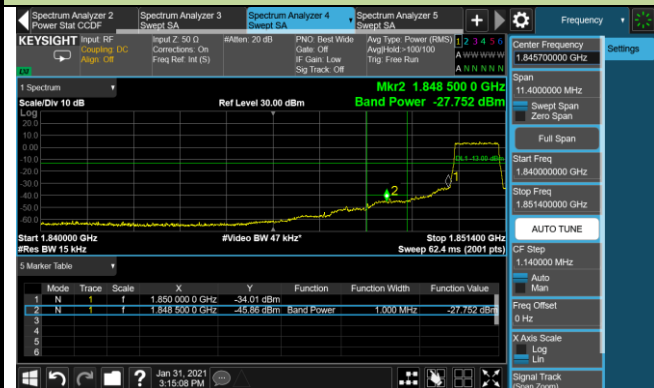


Upper Band Edge



1.4MHz Channel Bandwidth - Full RB

Lower Band Edge

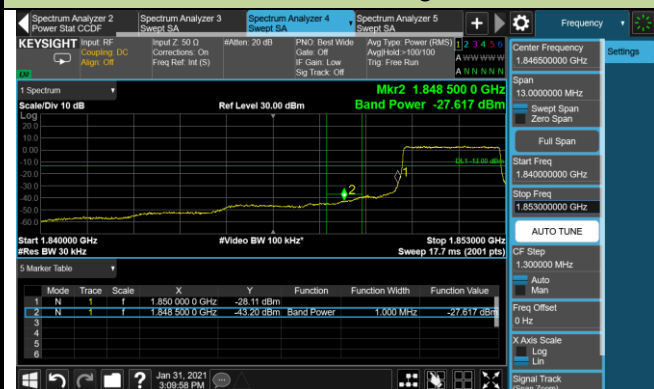


Upper Band Edge



3MHz Channel Bandwidth - Full RB

Lower Band Edge

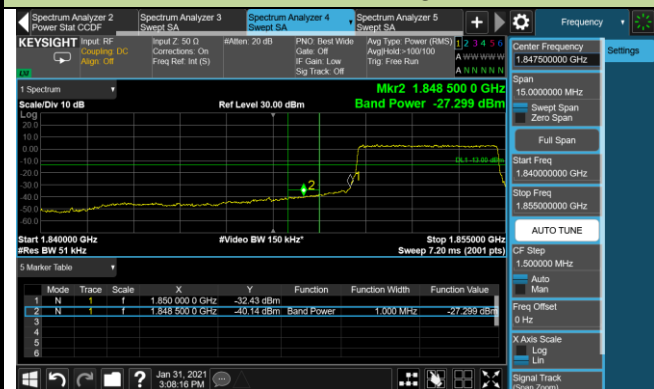


Upper Band Edge



5MHz Channel Bandwidth - Full RB

Lower Band Edge

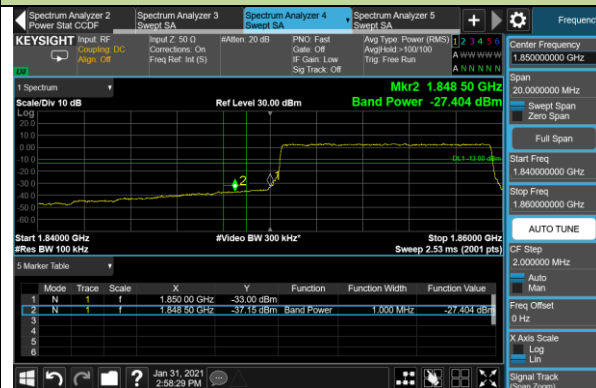


Upper Band Edge

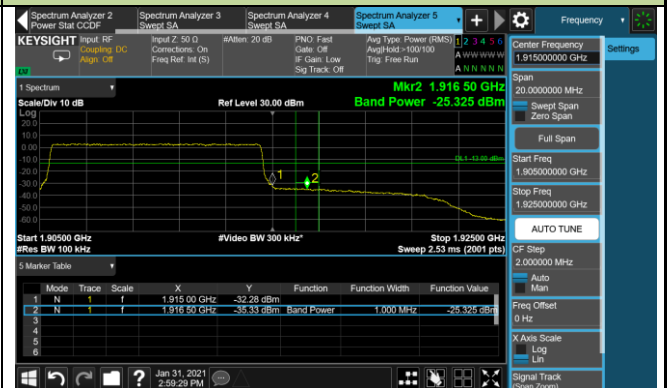


10MHz Channel Bandwidth - Full RB

Lower Band Edge

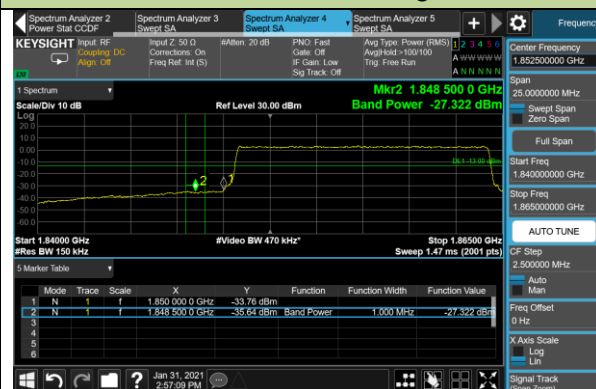


Upper Band Edge

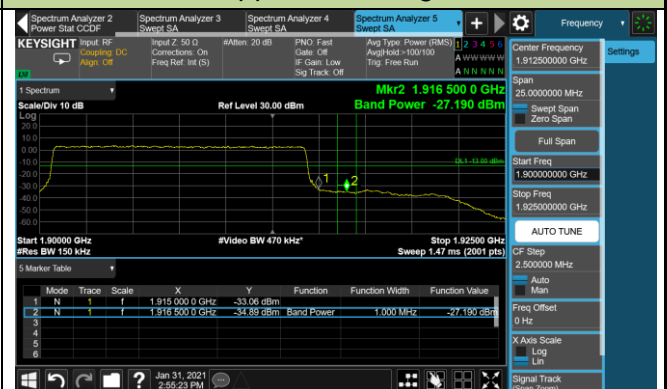


15MHz Channel Bandwidth - Full RB

Lower Band Edge

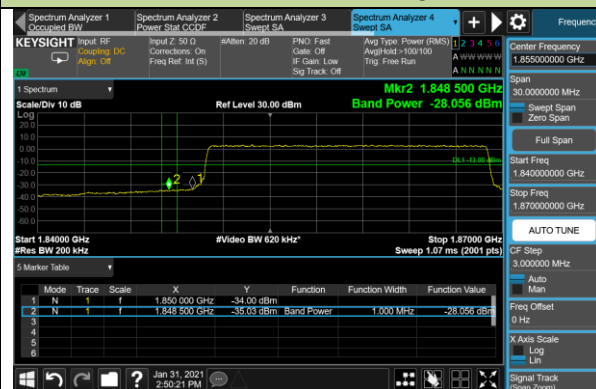


Upper Band Edge

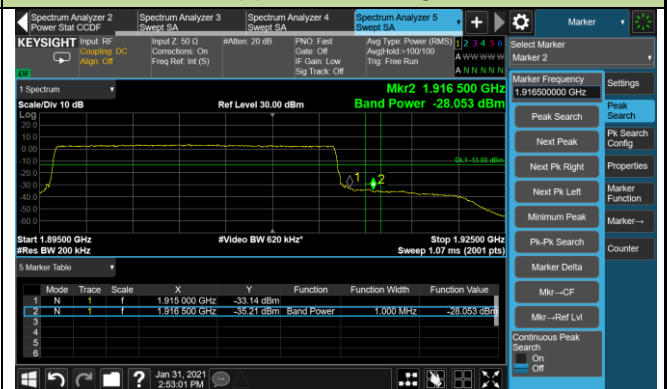


20MHz Channel Bandwidth - Full RB

Lower Band Edge



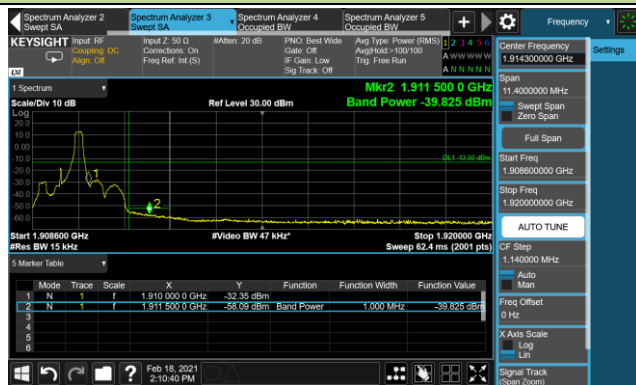
Upper Band Edge



Product	LTE Module	Test Site	WZ-SR6
Test Engineer	Cloud Guo	Test Date	2021/01/31 ~ 2021/02/18
Test Band	LTE Band 2	Test Result	Pass

1.4MHz Channel Bandwidth - 1RB

Upper Band Edge



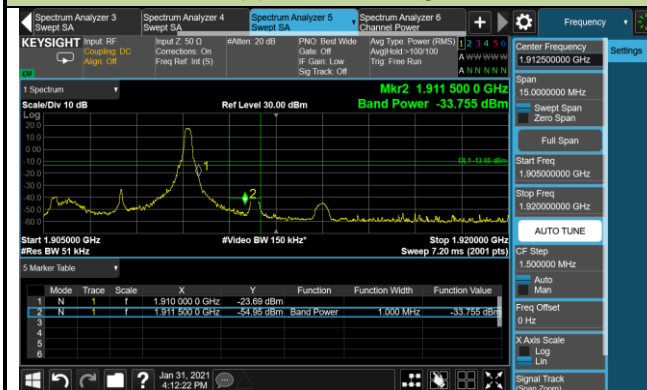
3MHz Channel Bandwidth - 1RB

Upper Band Edge



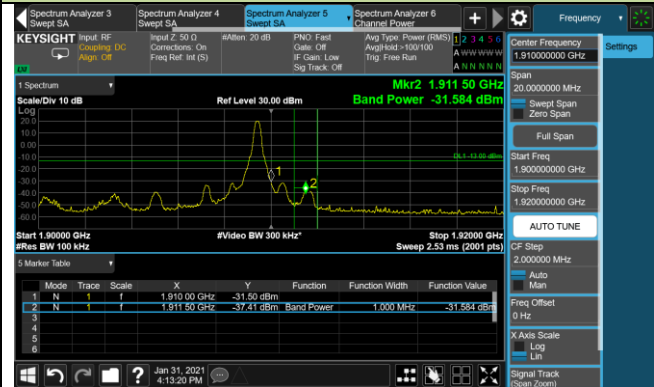
5MHz Channel Bandwidth - 1RB

Upper Band Edge



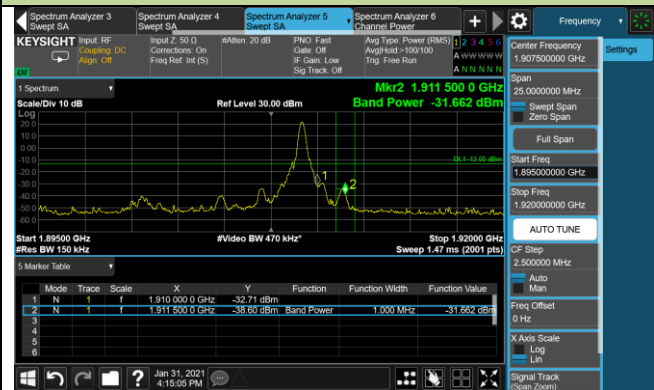
10MHz Channel Bandwidth - 1RB

Upper Band Edge



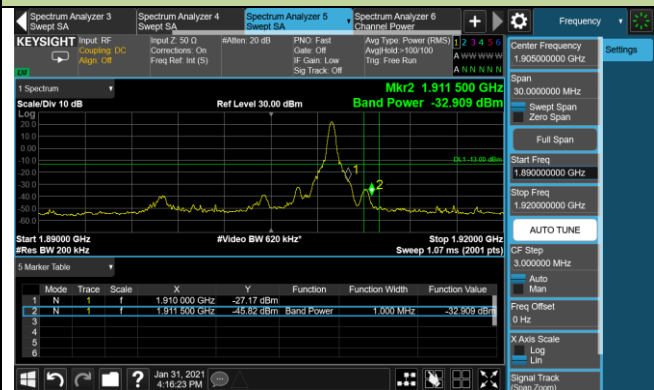
15MHz Channel Bandwidth - 1RB

Upper Band Edge



20MHz Channel Bandwidth - 1RB

Upper Band Edge



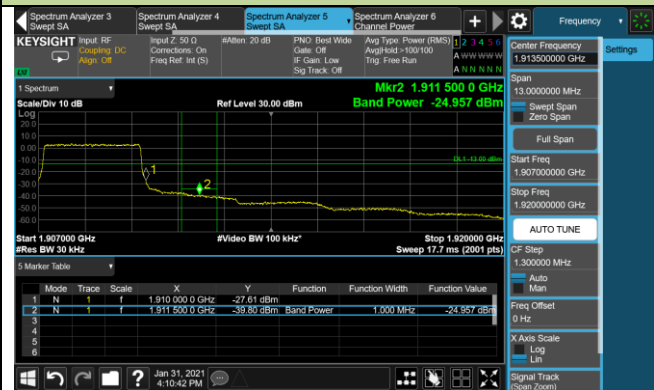
1.4MHz Channel Bandwidth - Full RB

Upper Band Edge



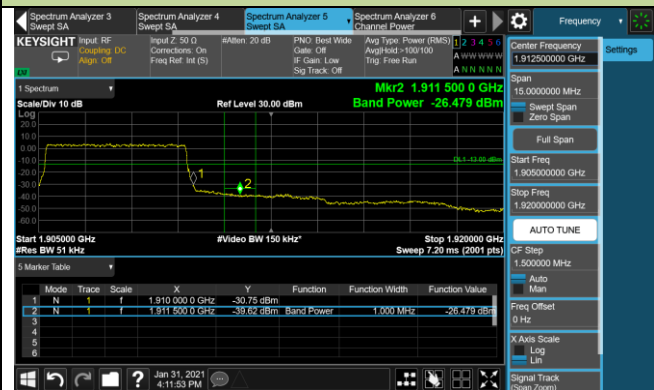
3MHz Channel Bandwidth - Full RB

Upper Band Edge



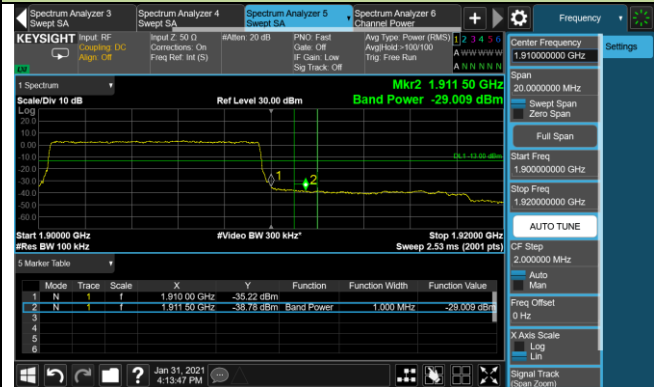
5MHz Channel Bandwidth - Full RB

Upper Band Edge



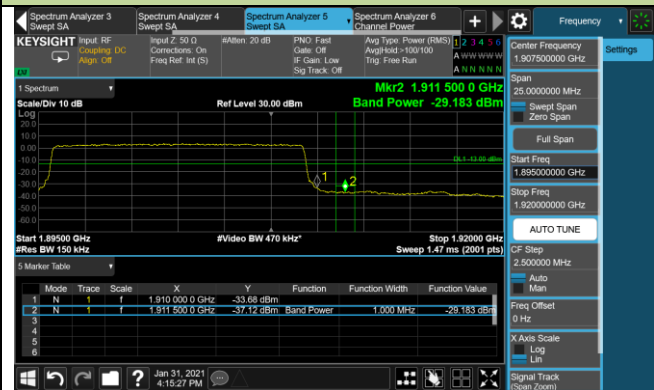
10MHz Channel Bandwidth - Full RB

Upper Band Edge



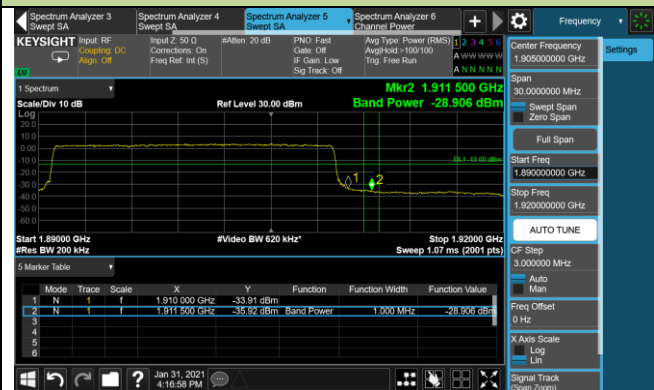
15MHz Channel Bandwidth - Full RB

Upper Band Edge



20MHz Channel Bandwidth - Full RB

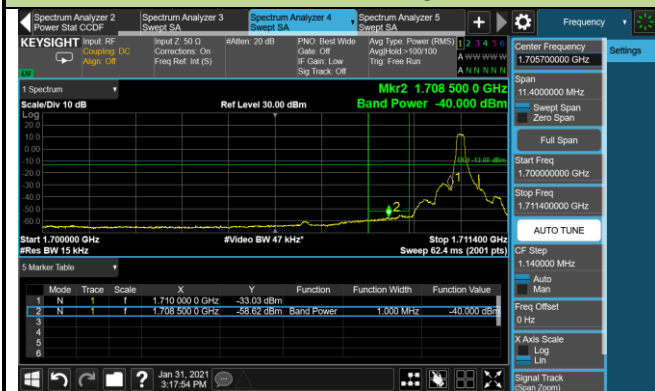
Upper Band Edge



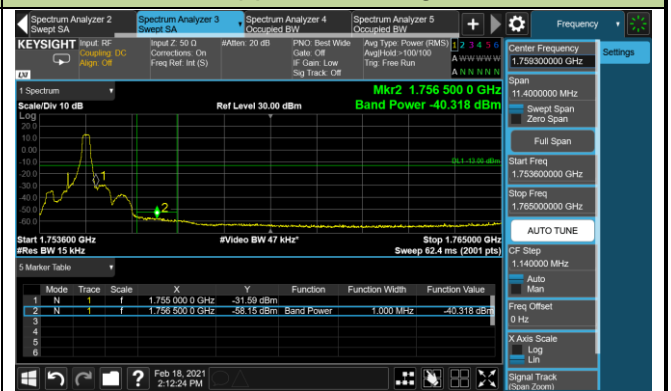
Product	LTE Module	Test Site	WZ-SR6
Test Engineer	Cloud Guo	Test Date	2021/01/31 ~ 2021/02/18
Test Band	LTE Band 4/66	Test Result	Pass

1.4MHz Channel Bandwidth - 1RB

Lower Band Edge

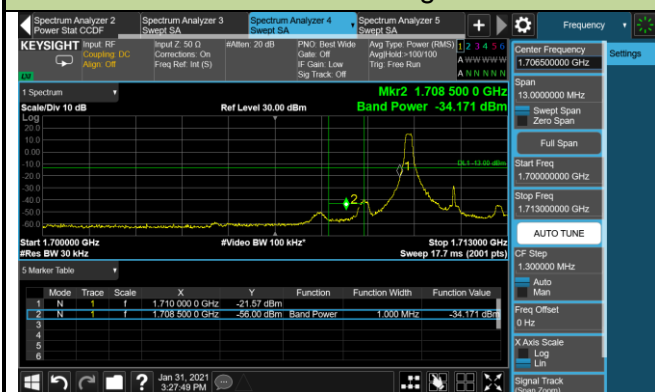


Upper Band Edge



3MHz Channel Bandwidth - 1RB

Lower Band Edge

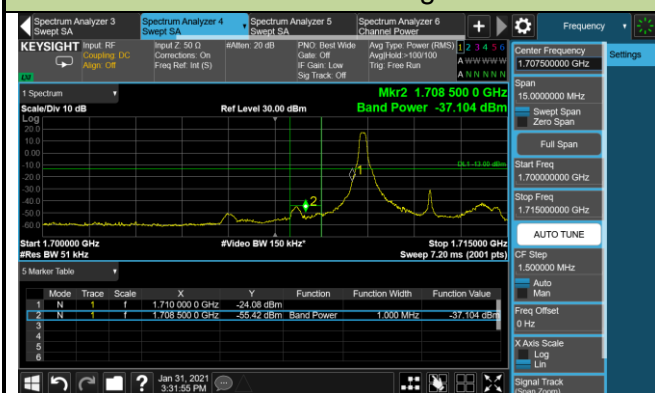


Upper Band Edge



5MHz Channel Bandwidth - 1RB

Lower Band Edge



Upper Band Edge

