

WCDMA Band V			
Channel	Frequency(MHz)	Channel	Frequency(MHz)
4182	836.4	4182	836.4
Channel	Frequency(MHz)	-	-
4182	836.4	-	-
		-	

LTE Band 5_1.4M			
Channel	Frequency(MHz)	Channel	Frequency(MHz)
20525	836.5	20525	836.5
Channel	Frequency(MHz)	-	-
20525	836.5	-	-

LTE Band 5\_5M

Channel	Frequency(MHz)	Channel	Frequency(MHz)
20525	836.5	20525	836.5
Channel	Frequency(MHz)	-	-
20525	836.5	-	-
		-	

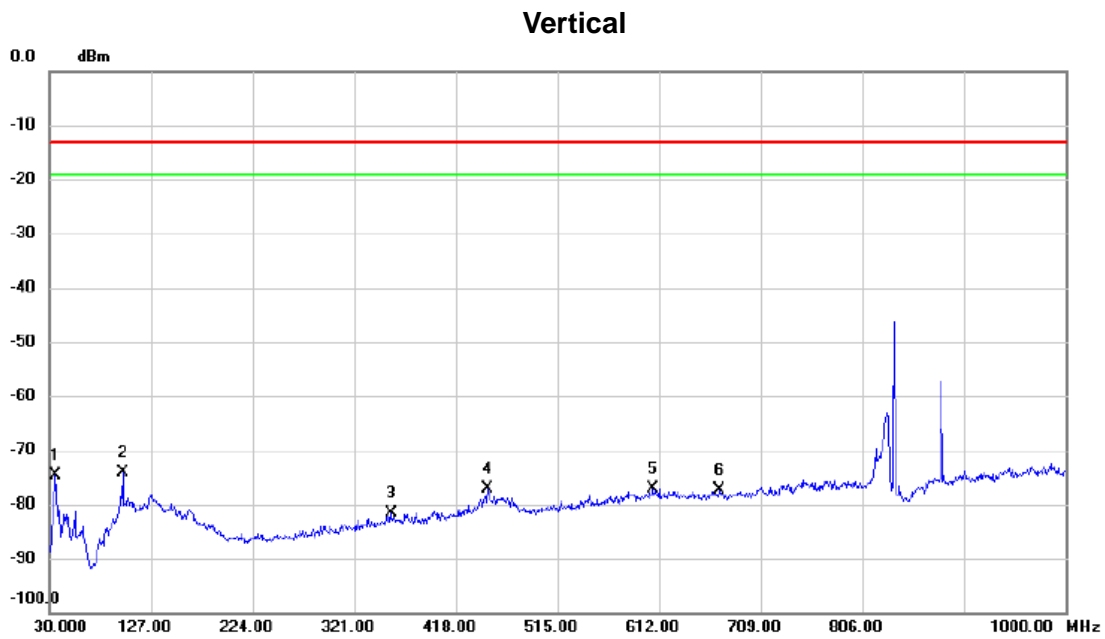
LTE Band 5_10M			
Channel	Frequency(MHz)	Channel	Frequency(MHz)
20525	836.5	20525	836.5
Channel	Frequency(MHz)	-	-
20525	836.5	-	-
		-	

## **APPENDIX D - RADIATED EMISSION (9KHZ TO 30MHZ)**

Note: Below 30MHz, The measured value have enough margin over 20dB than the limit, therefore they are not reported.

## **APPENDIX E - RADIATED EMISSION (30MHZ TO 1GHZ)**

Test Mode: GSM850\_TX Mode

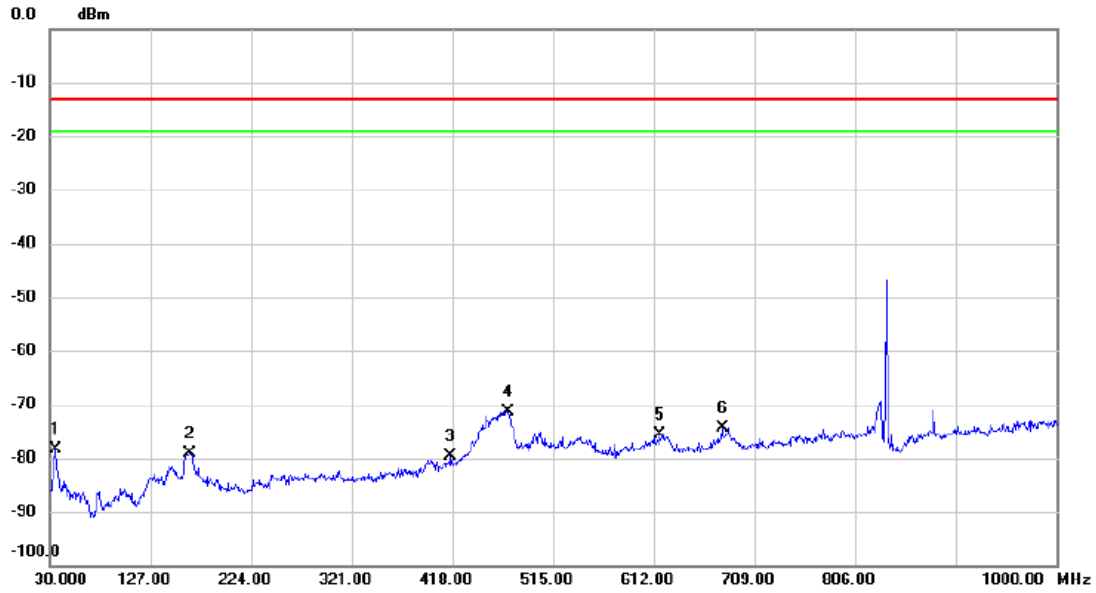


No.	Mk.	Freq. MHz	Reading Level dBm	Correct Factor dB	Measure- ment dBm	Limit dBm	Margin dB	Detector	Comment
1		35.8200	-60.54	-14.12	-74.66	-13.00	-61.66	RMS	
2	*	99.8400	-76.65	2.53	-74.12	-13.00	-61.12	RMS	
3		356.4050	-81.43	-0.20	-81.63	-13.00	-68.63	RMS	
4		448.5550	-78.17	0.93	-77.24	-13.00	-64.24	RMS	
5		606.6650	-81.39	4.15	-77.24	-13.00	-64.24	RMS	
6		669.7150	-81.49	4.09	-77.40	-13.00	-64.40	RMS	



Test Mode: GSM850\_TX Mode

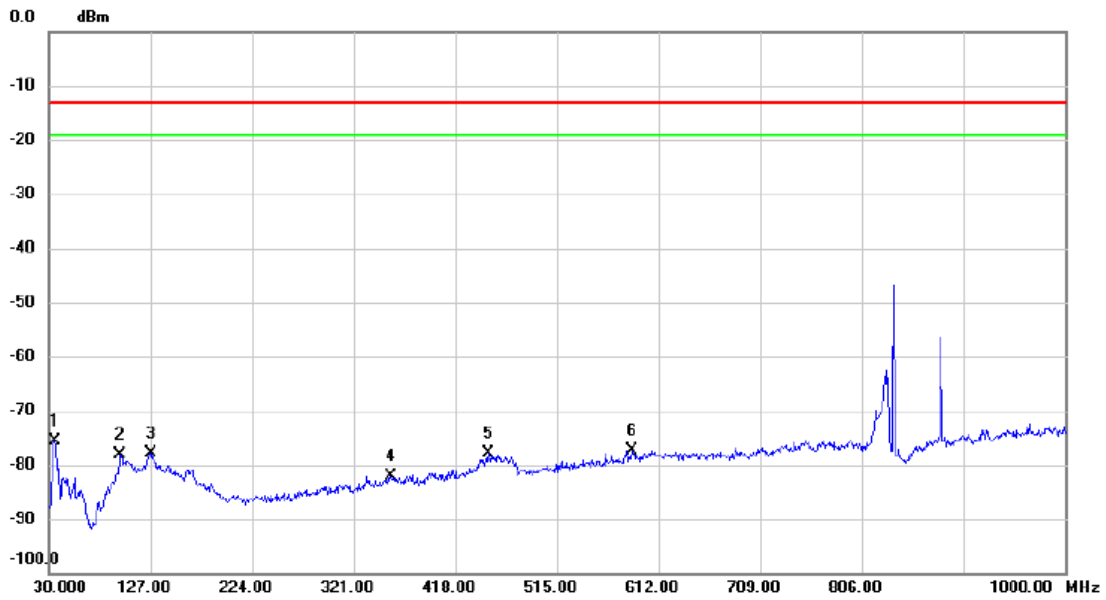
### Horizontal



No.	Mk.	Freq. MHz	Reading Level dBm	Correct Factor dB	Measure- ment dBm	Limit dBm	Margin dB	Detector	Comment
1		35.8200	-74.32	-4.02	-78.34	-13.00	-65.34	RMS	
2		165.3150	-75.93	-3.24	-79.17	-13.00	-66.17	RMS	
3		416.5450	-80.30	0.56	-79.74	-13.00	-66.74	RMS	
4	*	471.3500	-72.46	1.19	-71.27	-13.00	-58.27	RMS	
5		617.3350	-79.68	4.10	-75.58	-13.00	-62.58	RMS	
6		677.9600	-78.40	4.11	-74.29	-13.00	-61.29	RMS	

Test Mode: WCDMA Band V\_TX Mode

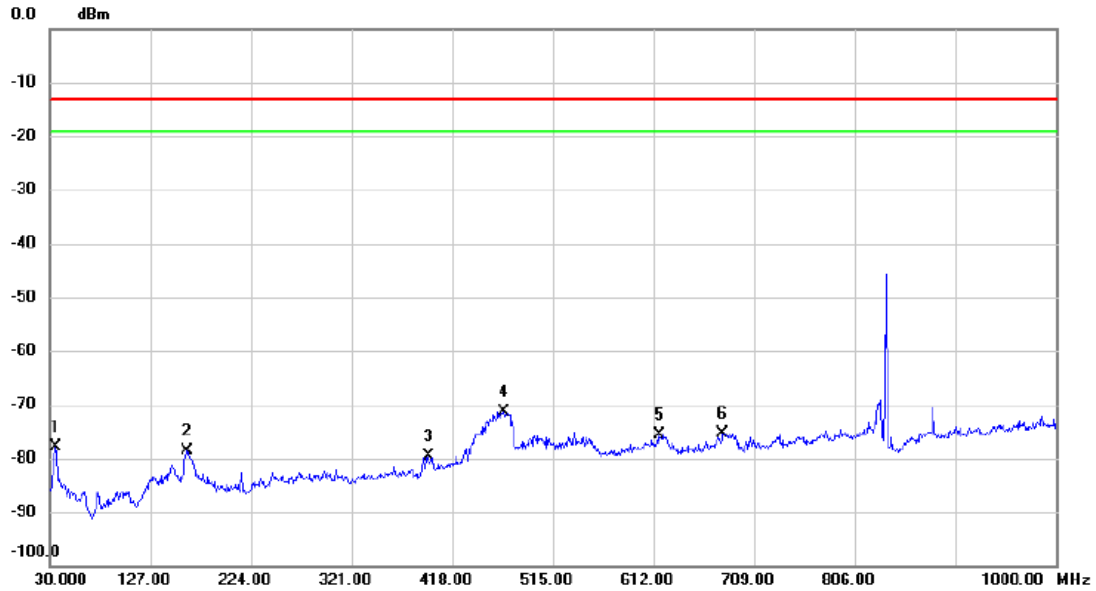
### Vertical



No.	Mk.	Freq. MHz	Reading Level dBm	Correct Factor dB	Measure- ment dBm	Limit dBm	Margin dB	Detector	Comment
1	*	35.8200	-61.44	-14.12	-75.56	-13.00	-62.56	RMS	
2		97.9000	-79.88	1.74	-78.14	-13.00	-65.14	RMS	
3		127.9700	-79.41	1.43	-77.98	-13.00	-64.98	RMS	
4		355.9200	-81.83	-0.21	-82.04	-13.00	-69.04	RMS	
5		449.5250	-78.85	0.94	-77.91	-13.00	-64.91	RMS	
6		586.7800	-81.20	3.85	-77.35	-13.00	-64.35	RMS	

Test Mode: WCDMA Band V\_TX Mode

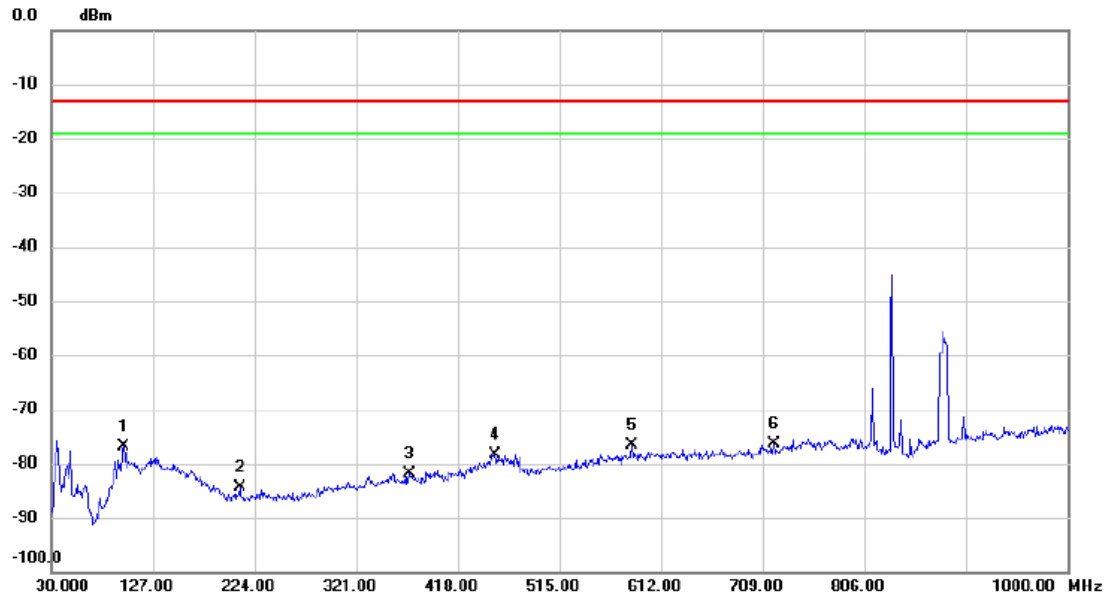
### Horizontal



No.	Mk.	Freq. MHz	Reading Level dBm	Correct Factor dB	Measure- ment dBm	Limit dBm	Margin dB	Detector	Comment
1		36.3050	-73.90	-4.07	-77.97	-13.00	-64.97	RMS	
2		162.4050	-75.57	-3.16	-78.73	-13.00	-65.73	RMS	
3		394.7200	-79.91	0.29	-79.62	-13.00	-66.62	RMS	
4	*	467.4700	-72.44	1.13	-71.31	-13.00	-58.31	RMS	
5		618.3050	-79.63	4.10	-75.53	-13.00	-62.53	RMS	
6		678.9300	-79.38	4.11	-75.27	-13.00	-62.27	RMS	

Test Mode: LTE Band 5\_TX Mode\_10M

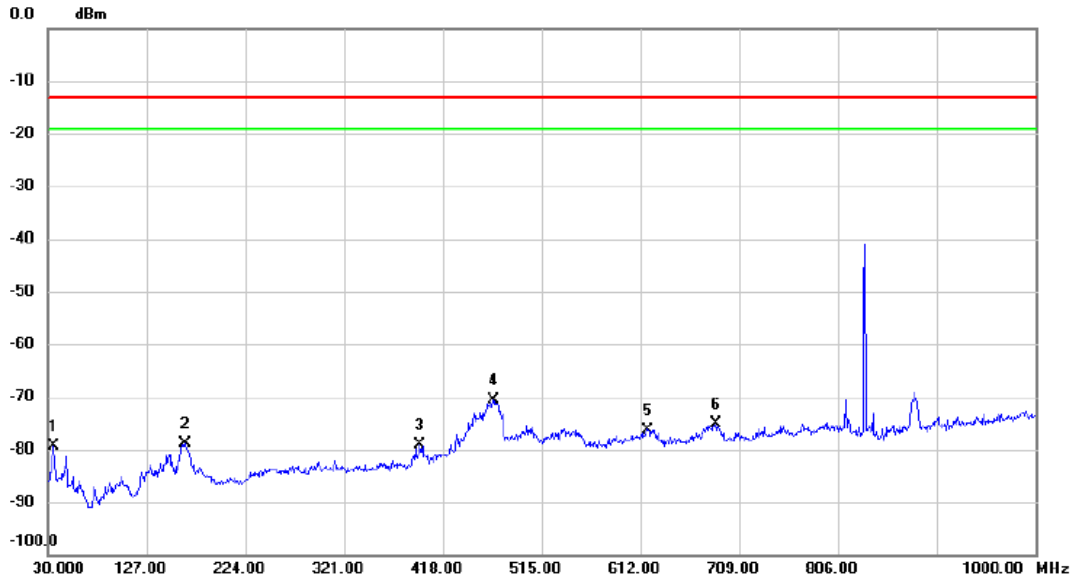
### Vertical



No.	Mk.	Freq. MHz	Reading Level dBm	Correct Factor dB	Measure- ment dBm	Limit dBm	Margin dB	Detector	Comment
1		98.8700	-78.92	2.14	-76.78	-13.00	-63.78	RMS	
2		209.9350	-80.95	-3.53	-84.48	-13.00	-71.48	RMS	
3		371.9250	-81.85	0.09	-81.76	-13.00	-68.76	RMS	
4		453.4050	-79.45	0.97	-78.48	-13.00	-65.48	RMS	
5		583.8700	-80.41	3.78	-76.63	-13.00	-63.63	RMS	
6	*	720.1550	-81.17	4.78	-76.39	-13.00	-63.39	RMS	

Test Mode: LTE Band 5\_TX Mode\_10M

### Horizontal

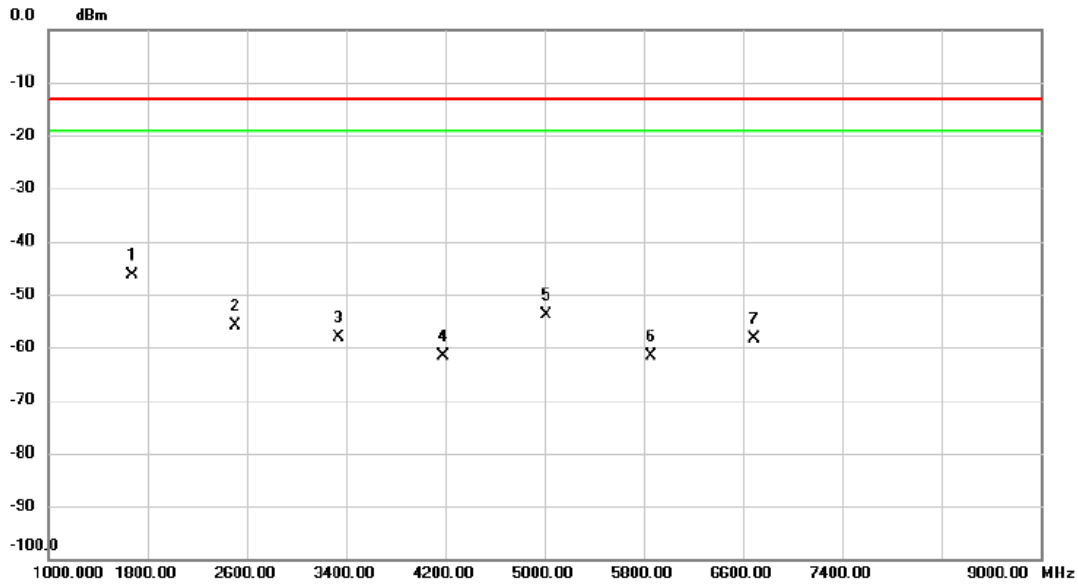


No.	Mk.	Freq. MHz	Reading Level dBm	Correct Factor dB	Measure- ment dBm	Limit dBm	Margin dB	Detector	Comment
1		35.8200	-75.34	-4.02	-79.36	-13.00	-66.36	RMS	
2		165.3150	-75.59	-3.24	-78.83	-13.00	-65.83	RMS	
3		395.6900	-79.55	0.31	-79.24	-13.00	-66.24	RMS	
4	*	467.4700	-71.79	1.13	-70.66	-13.00	-57.66	RMS	
5		619.2750	-80.35	4.10	-76.25	-13.00	-63.25	RMS	
6		686.6900	-79.29	4.12	-75.17	-13.00	-62.17	RMS	

## **APPENDIX F - RADIATED EMISSION (ABOVE 1GHZ)**

Test Mode: GSM850\_TX Mode

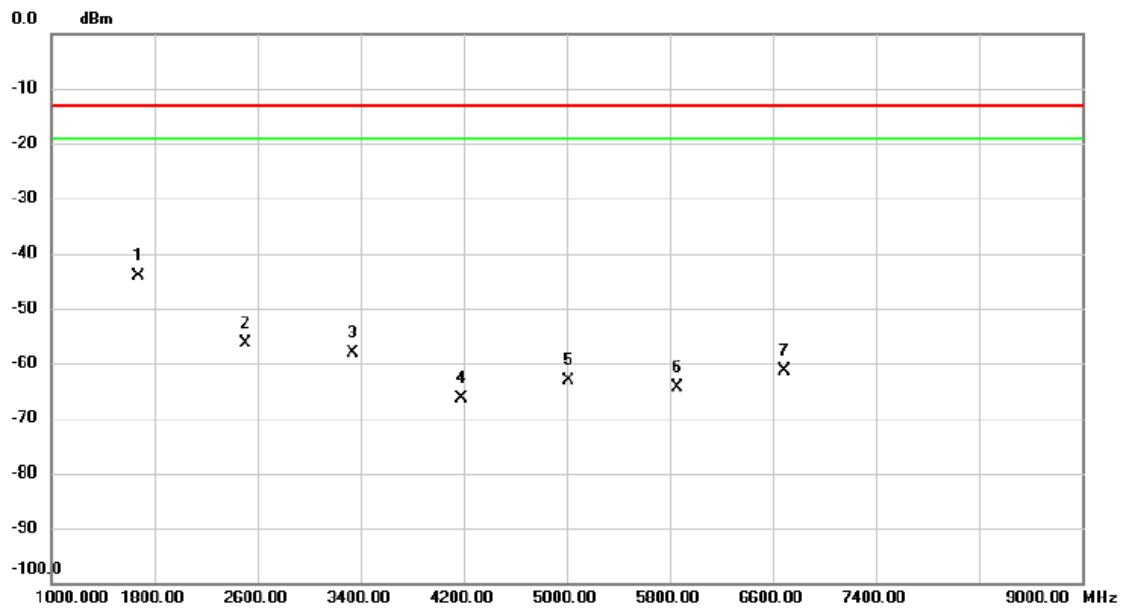
### Vertical



No.	Mk.	Freq. MHz	Reading Level dBm	Correct Factor dB	Measure- ment dBm	Limit dBm	Margin dB	Detector	Comment
1	*	1672.800	-35.29	-11.19	-46.48	-13.00	-33.48	RMS	
2		2509.200	-48.22	-7.53	-55.75	-13.00	-42.75	RMS	
3		3345.600	-51.82	-6.24	-58.06	-13.00	-45.06	RMS	
4		4182.000	-57.59	-4.09	-61.68	-13.00	-48.68	RMS	
5		5018.800	-51.47	-2.42	-53.89	-13.00	-40.89	RMS	
6		5854.400	-60.30	-1.41	-61.71	-13.00	-48.71	RMS	
7		6691.600	-58.77	0.48	-58.29	-13.00	-45.29	RMS	

Test Mode: GSM850\_TX Mode

### Horizontal

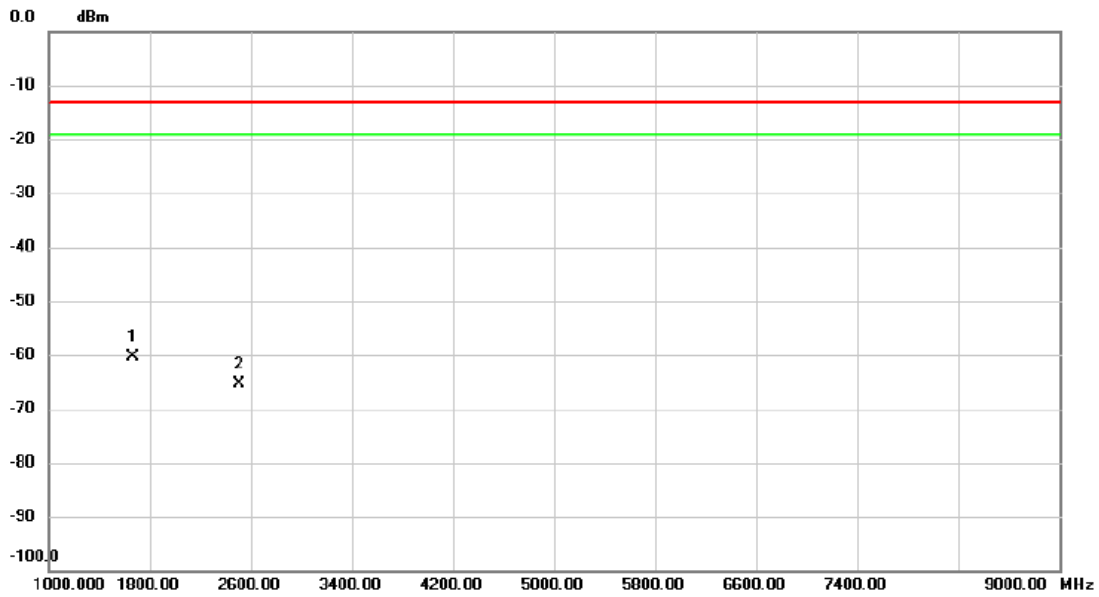


No.	Mk.	Freq. MHz	Reading Level dBm	Correct Factor dB	Measure- ment dBm	Limit dBm	Margin dB	Detector	Comment
1	*	1672.800	-32.99	-11.01	-44.00	-13.00	-31.00	RMS	
2		2509.200	-48.34	-7.92	-56.26	-13.00	-43.26	RMS	
3		3345.600	-51.79	-6.21	-58.00	-13.00	-45.00	RMS	
4		4181.600	-62.12	-4.20	-66.32	-13.00	-53.32	RMS	
5		5018.400	-60.63	-2.60	-63.23	-13.00	-50.23	RMS	
6		5855.200	-62.77	-1.60	-64.37	-13.00	-51.37	RMS	
7		6691.600	-61.92	0.44	-61.48	-13.00	-48.48	RMS	



Test Mode: WCDMA Band V\_TX Mode

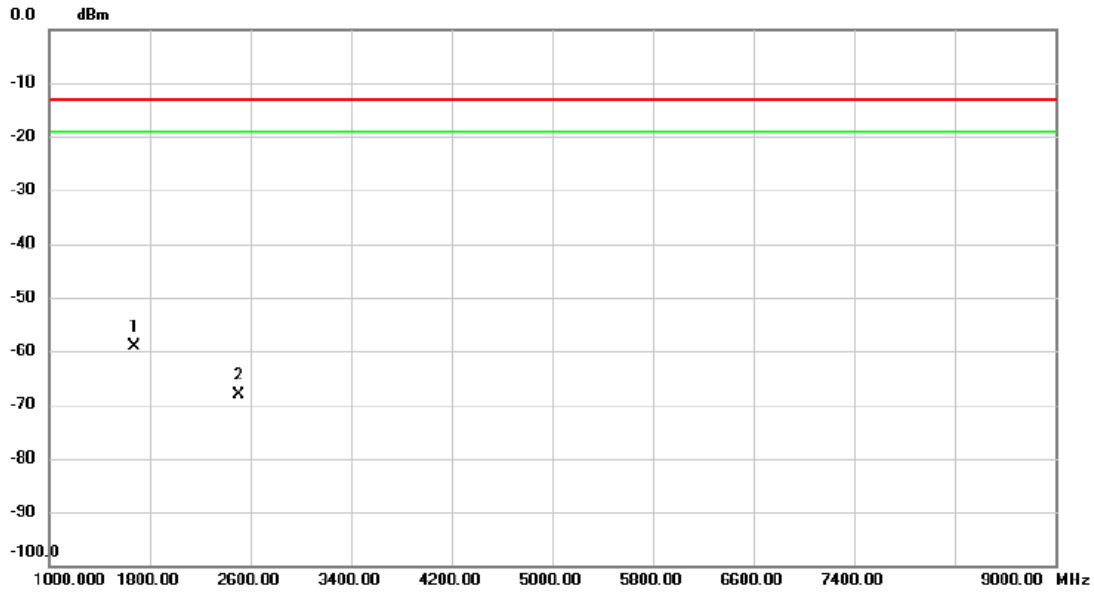
### Vertical



No.	Mk.	Freq. MHz	Reading Level dBm	Correct Factor dB	Measure- ment dBm	Limit dBm	Margin dB	Detector	Comment
1	*	1670.800	-49.16	-11.18	-60.34	-13.00	-47.34	RMS	
2		2506.000	-57.95	-7.54	-65.49	-13.00	-52.49	RMS	

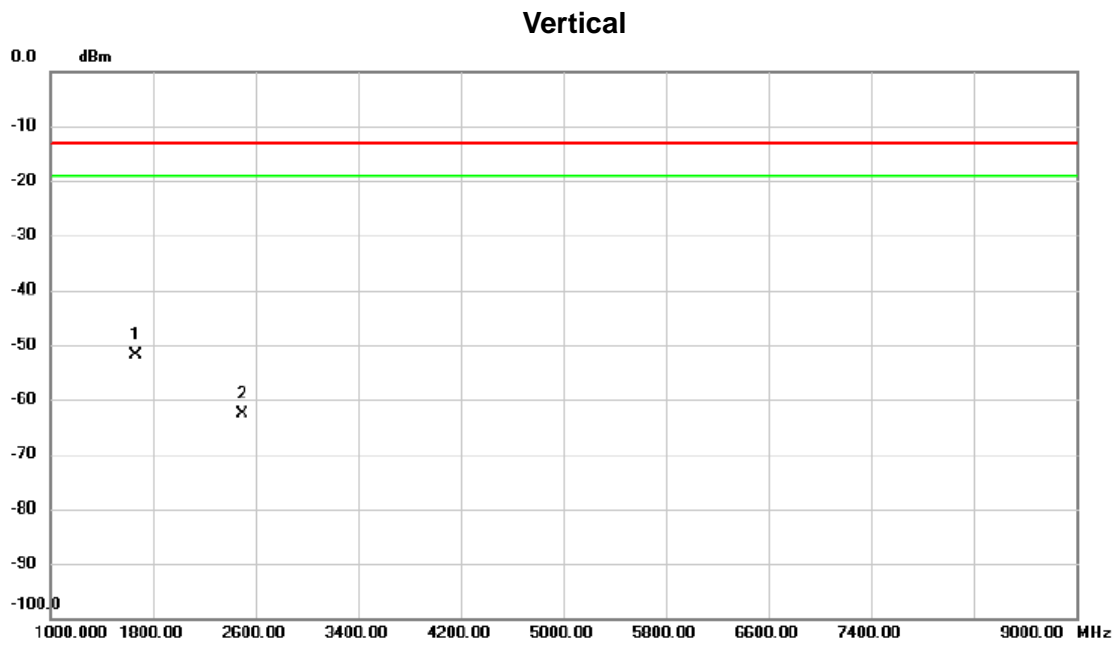
Test Mode: WCDMA Band V\_TX Mode

### Horizontal



No.	Mk.	Freq. MHz	Reading Level dBm	Correct Factor dB	Measure- ment dBm	Limit dBm	Margin dB	Detector	Comment
1	*	1674.400	-48.08	-11.02	-59.10	-13.00	-46.10	RMS	
2		2509.200	-60.22	-7.92	-68.14	-13.00	-55.14	RMS	

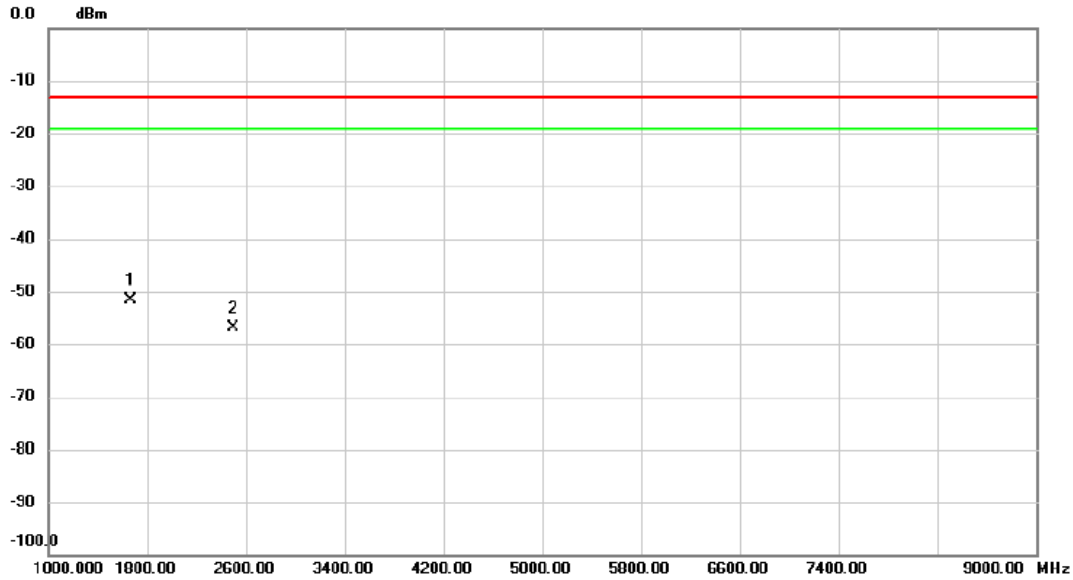
Test Mode: LTE Band 5\_ TX Mode\_10M



No.	Mk.	Freq. MHz	Reading Level dBm	Correct Factor dB	Measure- ment dBm	Limit dBm	Margin dB	Detector	Comment
1	*	1664.000	-40.73	-11.15	-51.88	-13.00	-38.88	RMS	
2		2496.400	-55.17	-7.57	-62.74	-13.00	-49.74	RMS	

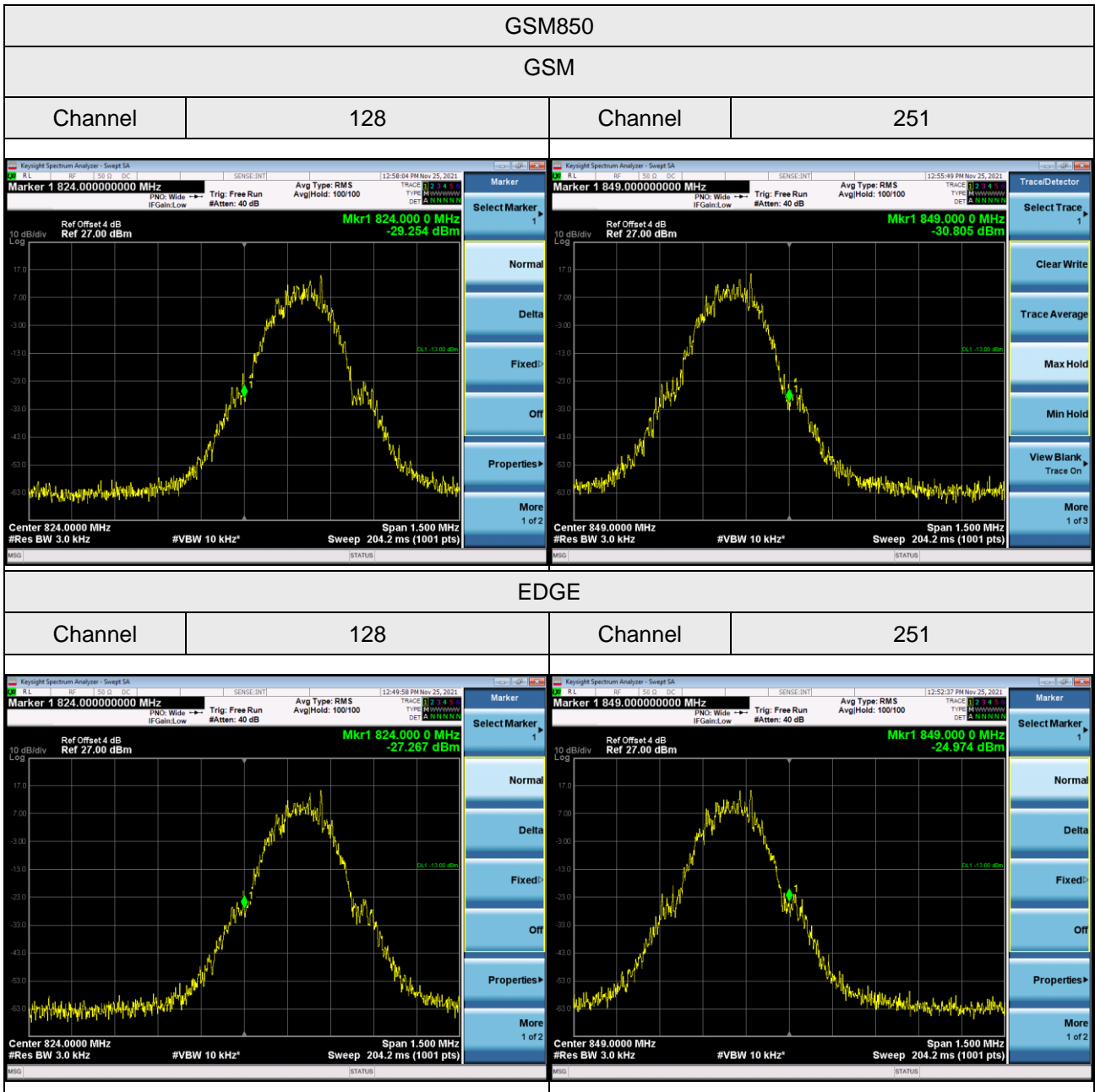
Test Mode: LTE Band 5\_ TX Mode\_10M

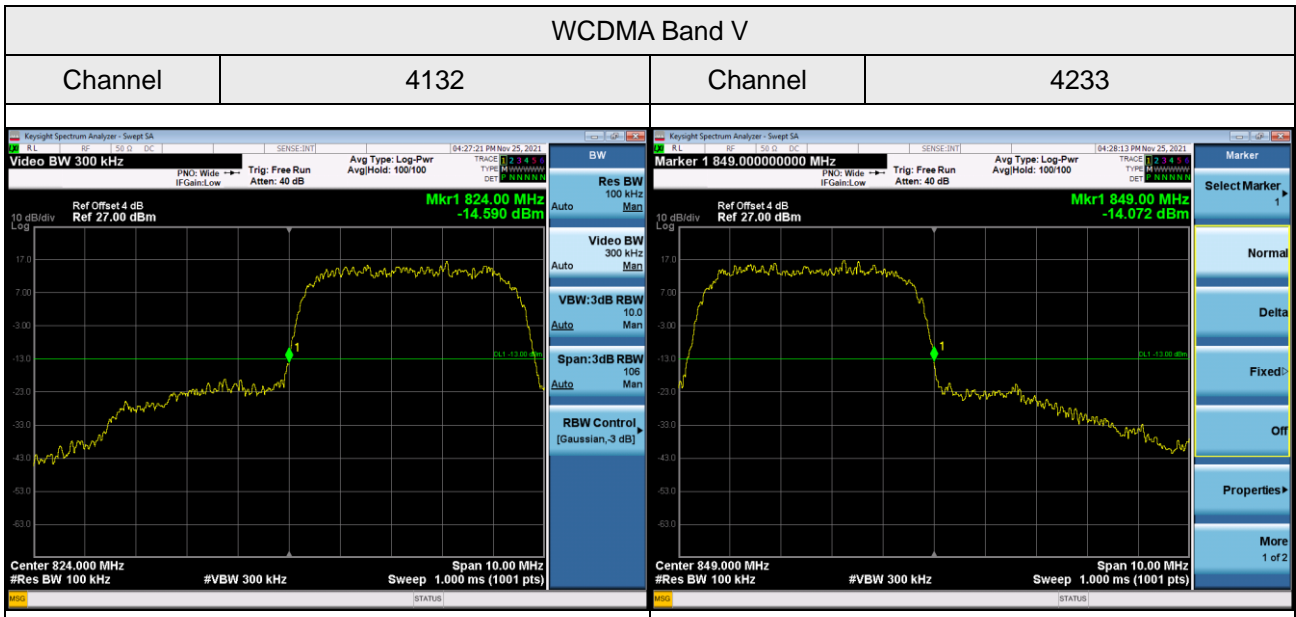
### Horizontal

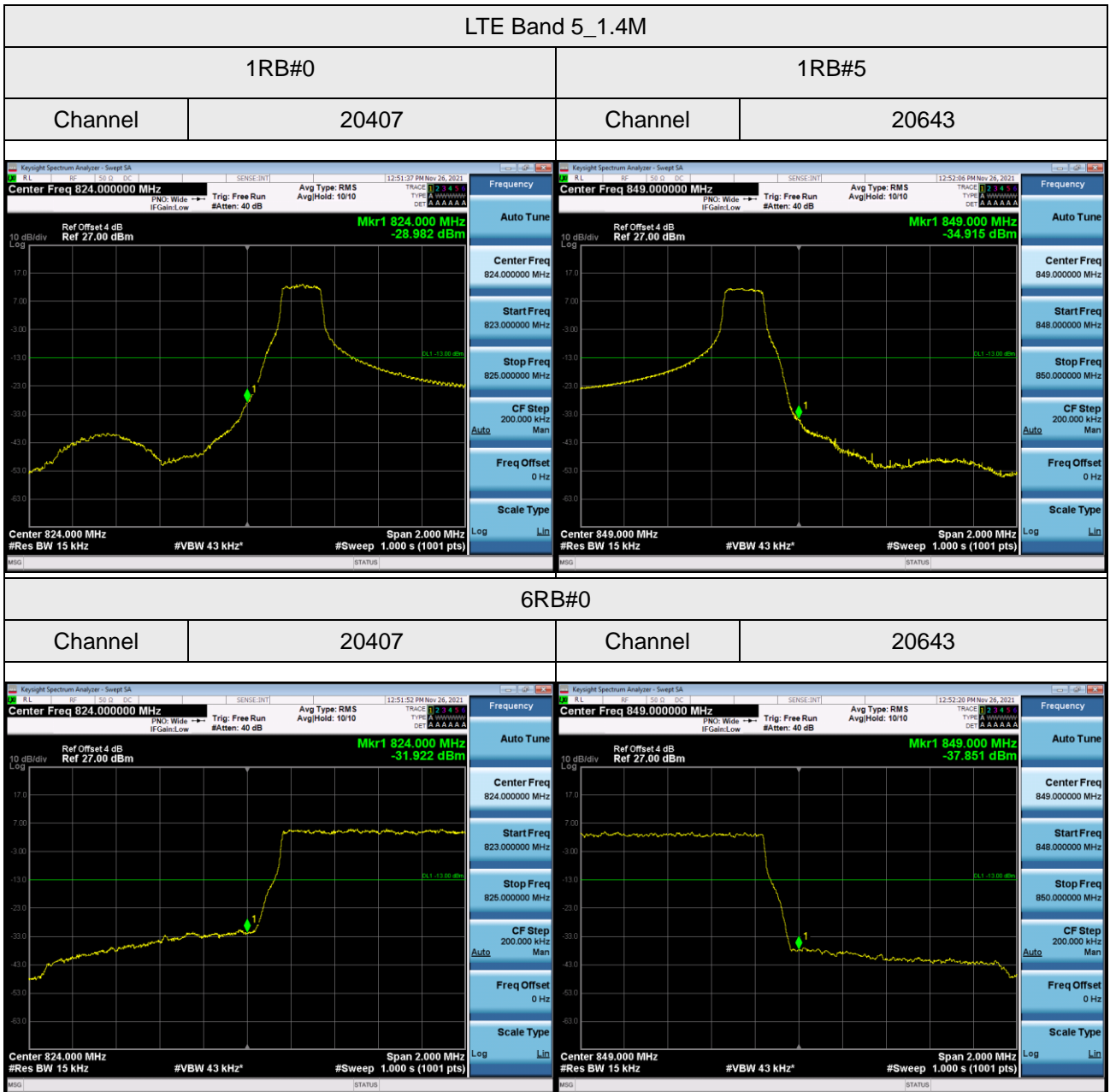


No.	Mk.	Freq. MHz	Reading Level dBm	Correct Factor dB	Measure- ment dBm	Limit dBm	Margin dB	Detector	Comment
1	*	1664.400	-40.69	-10.99	-51.68	-13.00	-38.68	RMS	
2		2496.000	-49.01	-7.91	-56.92	-13.00	-43.92	RMS	

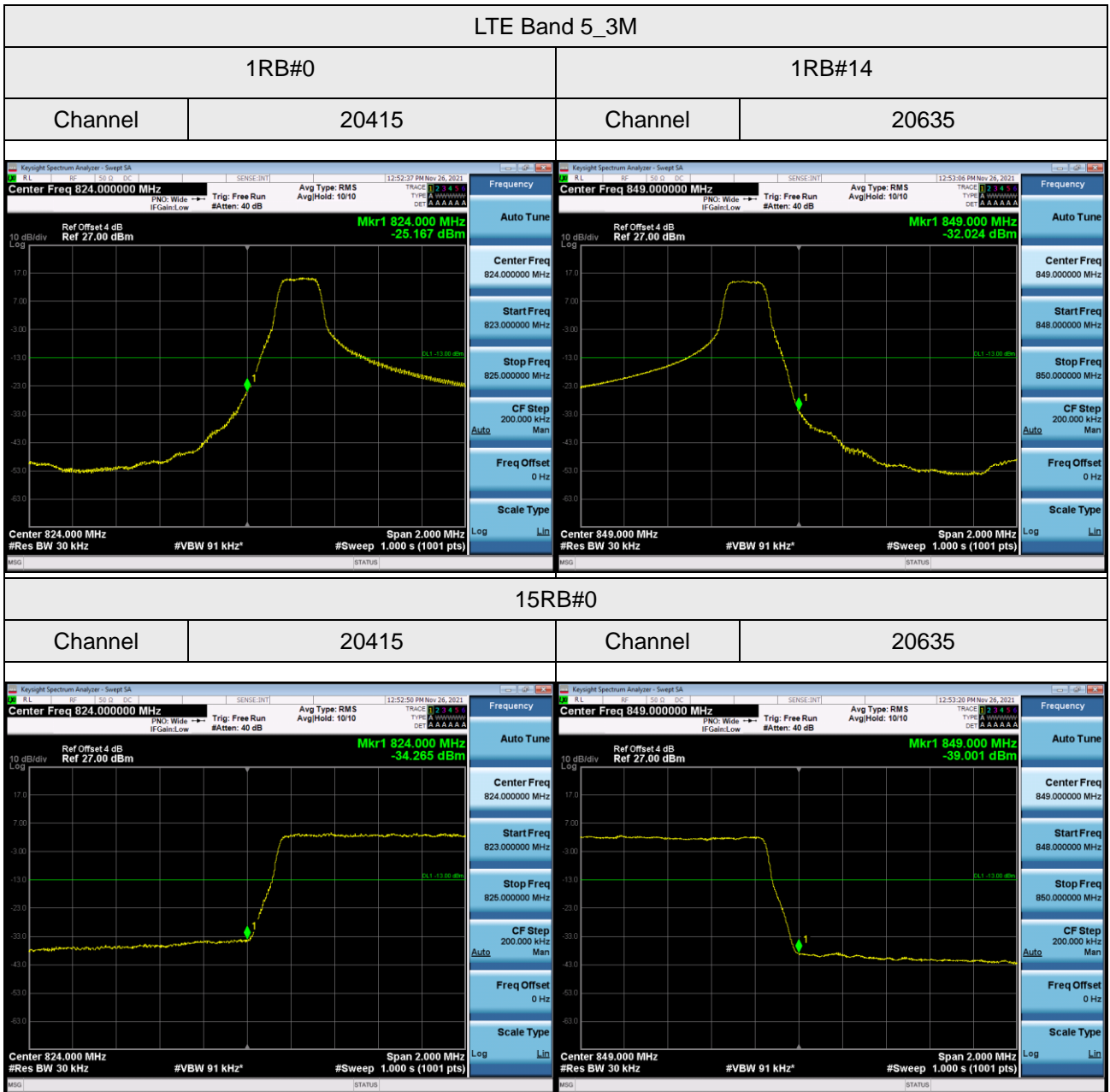
## APPENDIX G - BAND EDGE

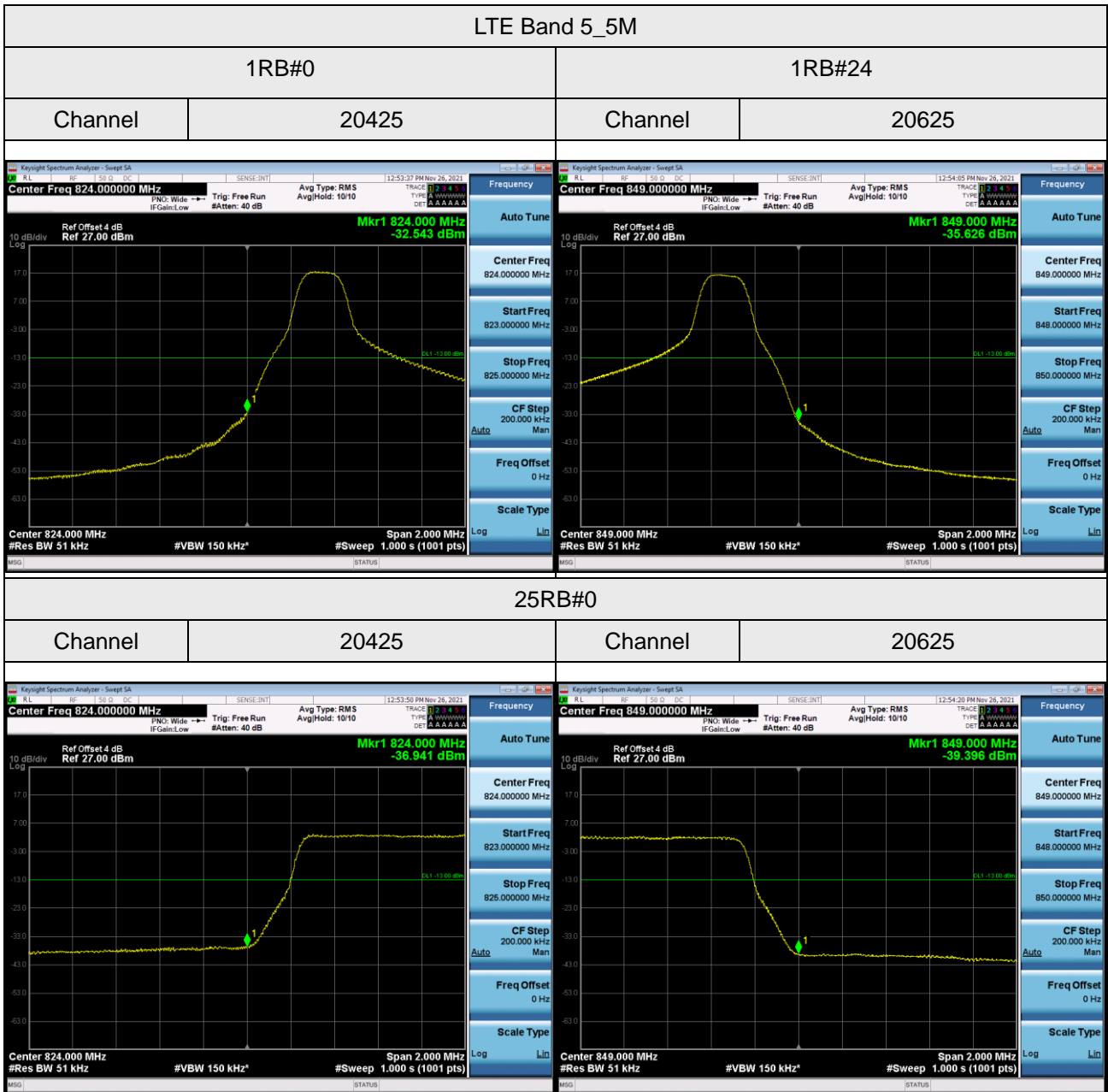


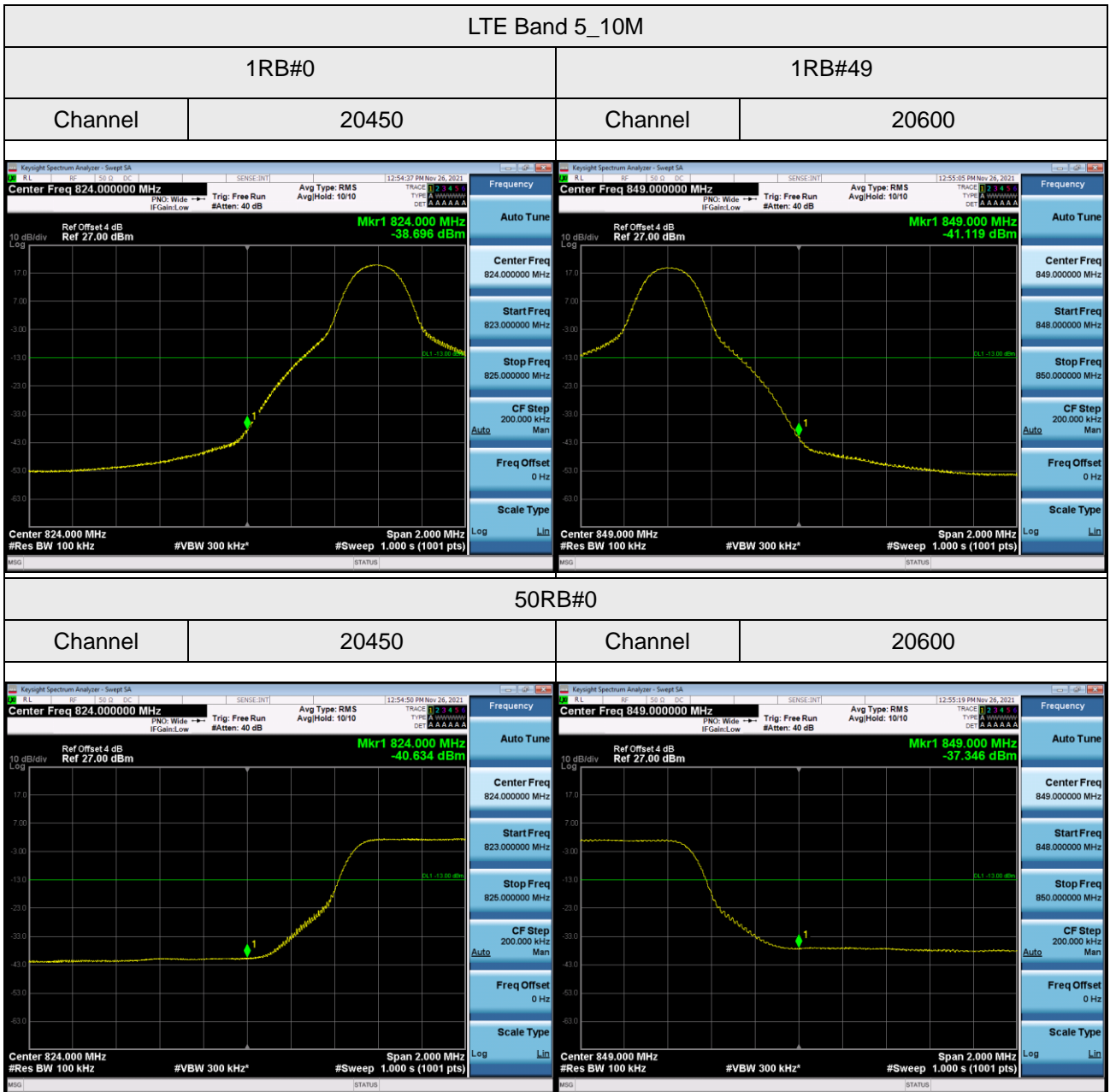






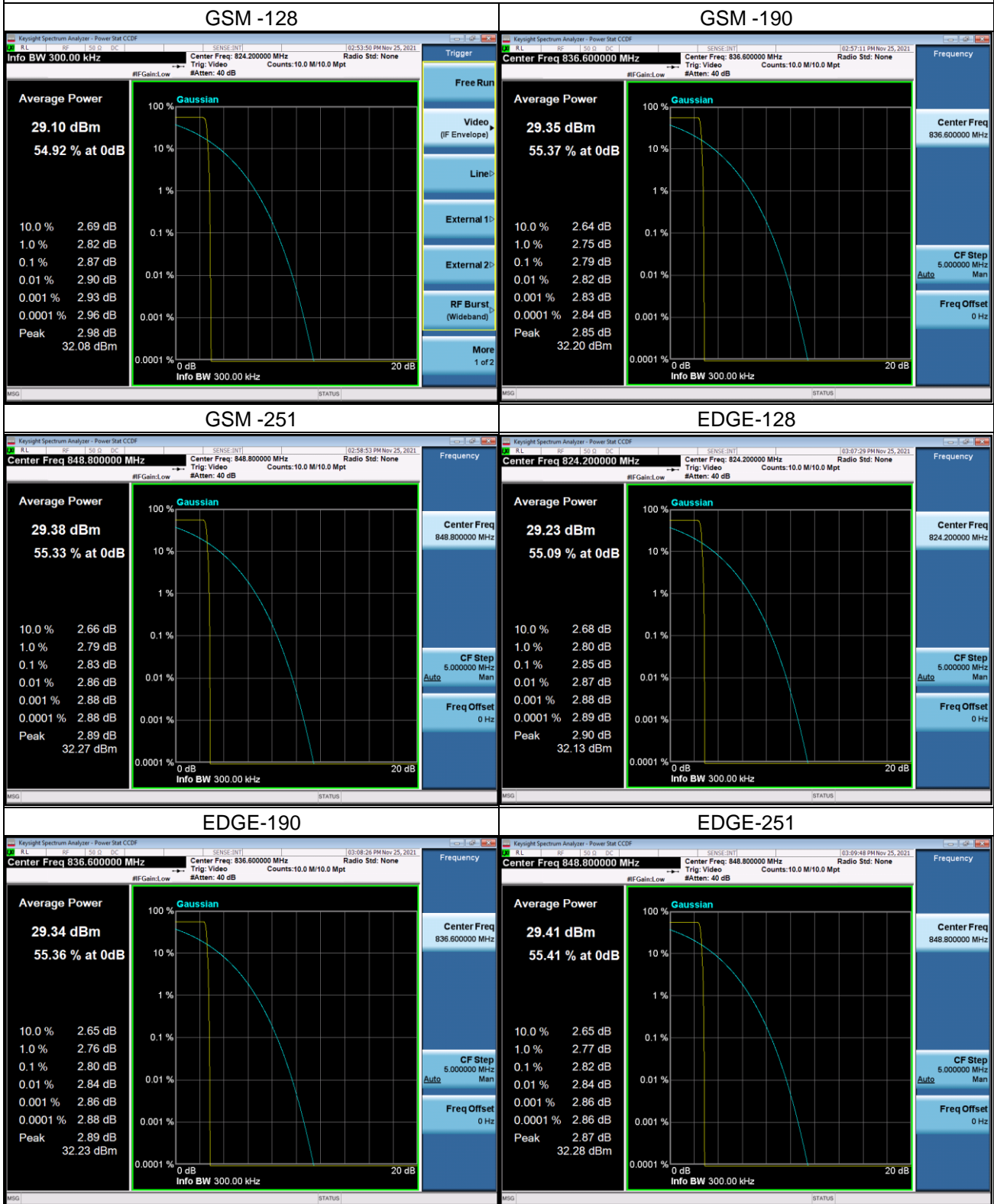






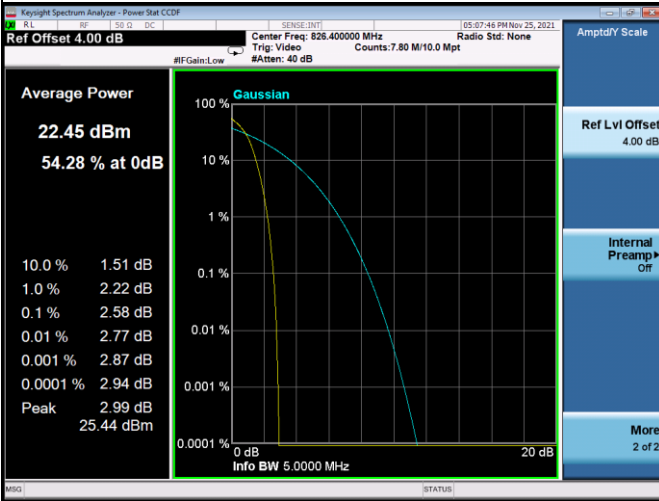
## APPENDIX H - PEAK TO AVERAGE RATIO

## GSM 850 Spectrum Plot

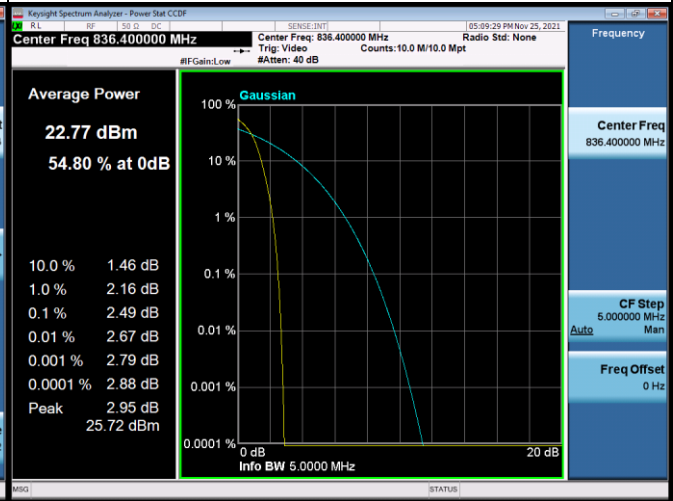


## WCDMA Band V Spectrum Plot

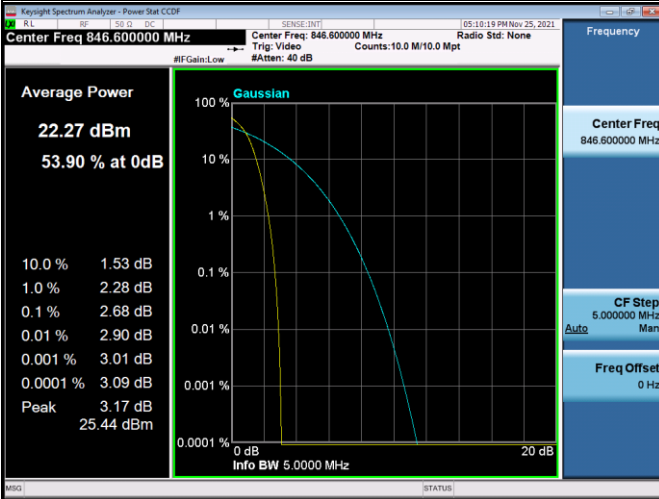
4132



4182



4233



LTE Band 5 Spectrum Plot\_1.4M

