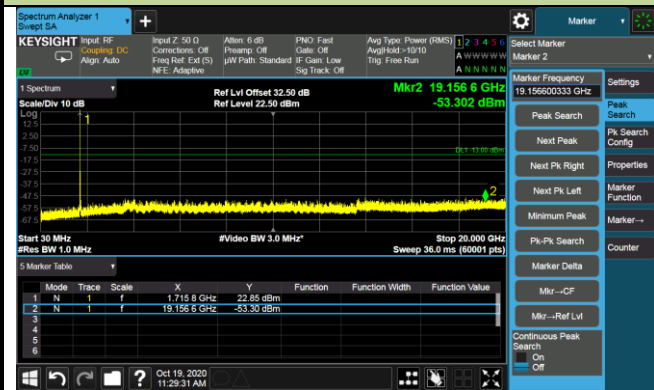
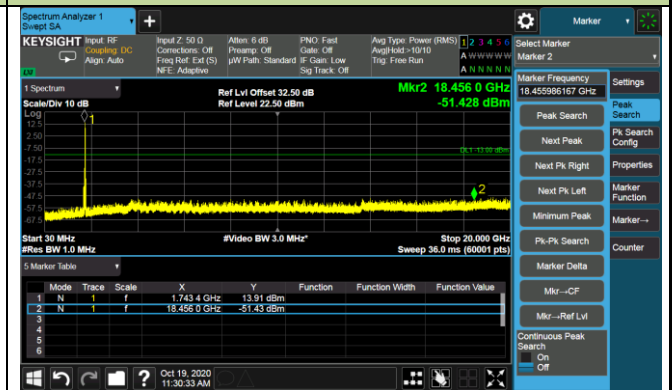


5+20MHz Channel Bandwidth

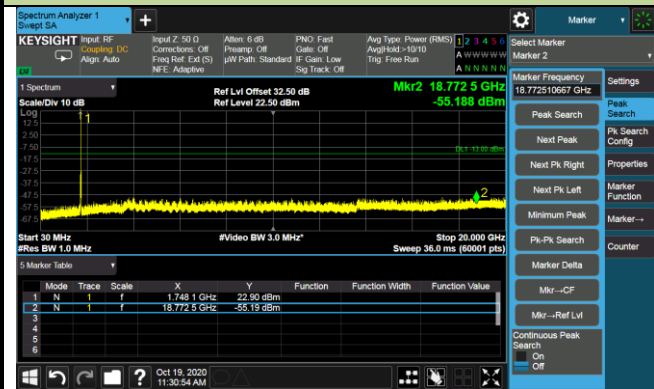
Lowest Channel



Middle Channel/1RB@0 and 1RB@99



Middle Channel/1RB@24 and 1RB@0

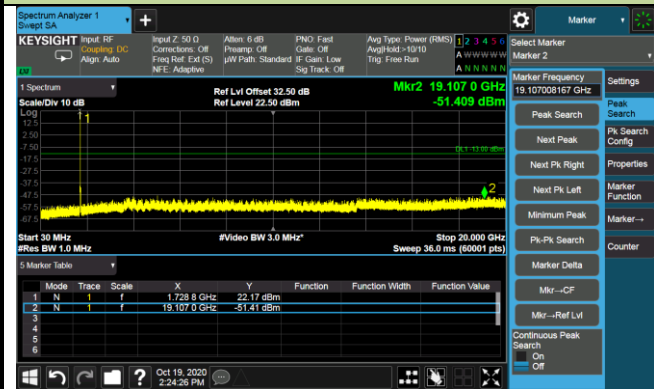


Highest Channel

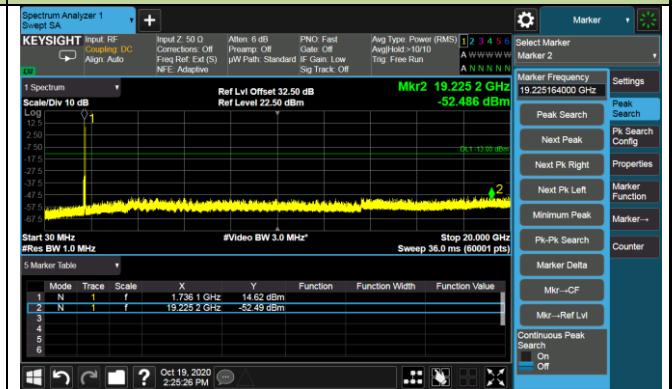


20+20MHz Channel Bandwidth

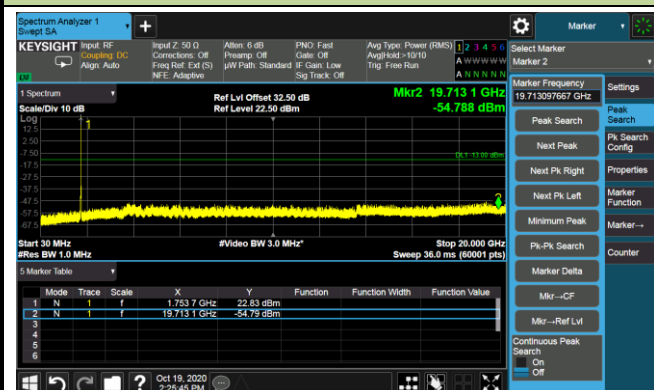
Lowest Channel



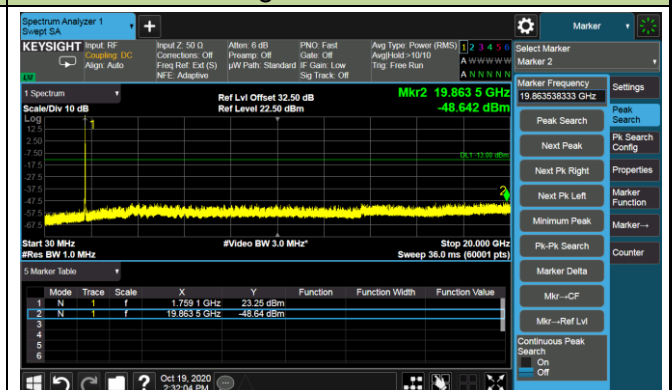
Middle Channel/1RB@0 and 1RB@99



Middle Channel/1RB@99 and 1RB@0



Highest Channel



5.8. Radiated Spurious Emissions Measurements

5.8.1. Test Limit

The power of any emission outside of the authorized operating frequency ranges must be attenuated below the transmitting power (P) by a factor of at least $43 + 10 \log(P)$ dB. The emission limit equal to -13dBm.

For Band 7, 38/41, the power of any emission outside of the authorized operating frequency ranges must be attenuated below the transmitting power (P) by a factor of at least $55 + 10 \log(P)$ dB. The emission limit equal to -25dBm.

For LTE Band 13, For operations in the 746-758 MHz, 775-788 MHz, and 805-806 MHz bands, emissions in the band 1559-1610 MHz shall be limited to -70 dBW/MHz (-40dBm/MHz) equivalent isotropically radiated power (EIRP) for wideband signals, and -80 dBW (-50dBm) EIRP for discrete emissions of less than 700 Hz bandwidth.

E (dB μ V/m) = EIRP (dBm) - 20 log D + 104.8; where D is the measurement distance in meters. The emission limit equal to 82.3dB μ V/m or 70.3dB μ V/m.

5.8.2. Test Procedure Used

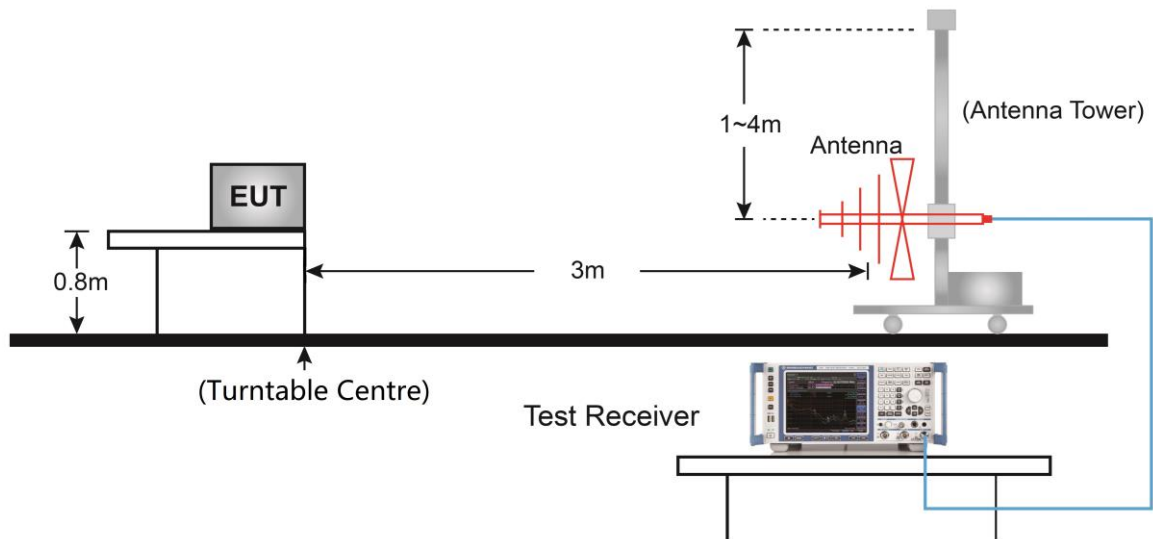
ANSI C63.26-2015 - Section 5.2.7 & 5.5

5.8.3. Test Setting

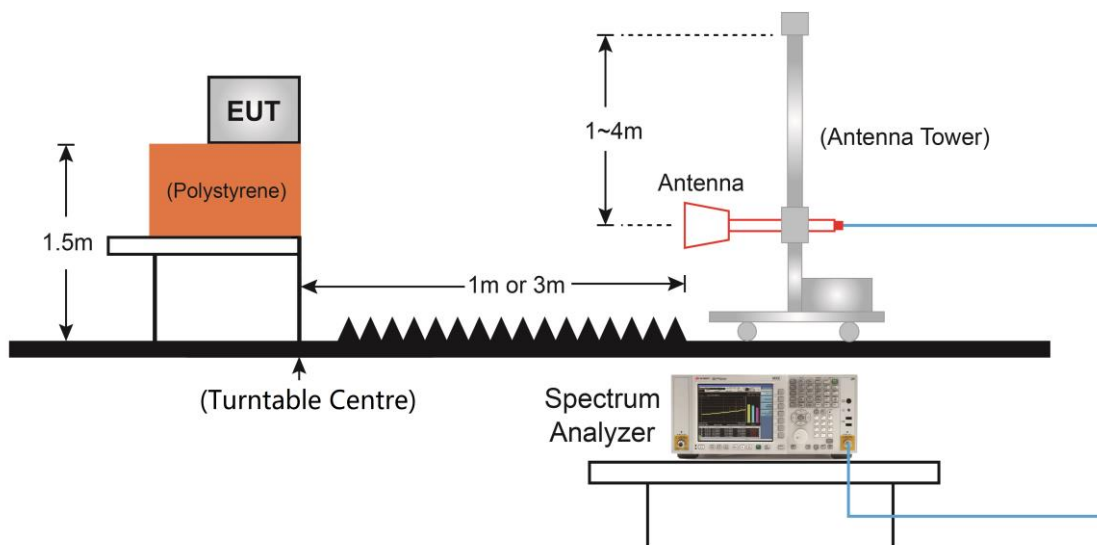
1. RBW = 1MHz
2. VBW \geq 3*RBW
3. Sweep time \geq 10 \times (number of points in sweep) \times (transmission symbol period)
4. Detector = Peak
5. Trace mode = max hold
6. The trace was allowed to stabilize

5.8.4. Test Setup

Below 1GHz Test Setup:



Above 1GHz Test Setup:



5.8.5. Test Result

Product	5G Sub-6 GHz M.2 Module	Test Site	WZ-AC2
Test Engineer	Jason Gao	Test Date	2020/10/16
Test Band	LTE Band 2/25, 1RB, QPSK		

Frequency (MHz)	Reading Level (dBμV)	Factor (dB)	Measure Level (dBμV/m)	Limit (dBμV/m)	Margin (dB)	Detector	Polarization
Low Channel							
256.0	34.6	20.3	54.9	82.3	-27.3	Peak	Horizontal
308.4	37.9	21.1	59.0	82.3	-23.2	Peak	Horizontal
257.5	27.9	20.3	48.2	82.3	-34.0	Peak	Vertical
311.3	32.0	21.2	53.2	82.3	-29.0	Peak	Vertical
6627.0	33.1	7.7	40.8	82.3	-41.4	Peak	Horizontal
13886.0	29.5	22.5	52.0	82.3	-30.2	Peak	Horizontal
4553.0	35.4	2.7	38.1	82.3	-44.1	Peak	Vertical
7579.0	32.4	10.8	43.2	82.3	-39.0	Peak	Vertical
Middle Channel							
256.5	32.9	20.3	53.2	82.3	-29.0	Peak	Horizontal
310.3	37.2	21.2	58.4	82.3	-23.8	Peak	Horizontal
310.8	32.3	21.2	53.5	82.3	-28.7	Peak	Vertical
353.0	28.8	22.7	51.5	82.3	-30.7	Peak	Vertical
7638.5	31.7	10.6	42.3	82.3	-39.9	Peak	Horizontal
10545.5	32.0	15.6	47.6	82.3	-34.6	Peak	Horizontal
7086.0	32.3	10.4	42.7	82.3	-39.5	Peak	Vertical
10418.0	31.8	15.2	47.0	82.3	-35.2	Peak	Vertical
High Channel							
255.5	33.3	20.2	53.5	82.3	-28.7	Peak	Horizontal
308.4	36.8	21.1	57.9	82.3	-24.3	Peak	Horizontal
256.5	26.5	20.3	46.8	82.3	-35.4	Peak	Vertical
309.9	32.4	21.2	53.6	82.3	-28.6	Peak	Vertical
4374.5	36.4	2.1	38.5	82.3	-43.7	Peak	Horizontal
7621.5	33.0	10.6	43.6	82.3	-38.6	Peak	Horizontal
7069.0	32.9	10.0	42.9	82.3	-39.3	Peak	Vertical
10545.5	32.4	15.6	48.0	82.3	-34.2	Peak	Vertical

Note: Measure Level (dBμV/m) = Reading Level (dBμV) + Factor (dB).

Product	5G Sub-6 GHz M.2 Module	Test Site	WZ-AC2
Test Engineer	Jason Gao	Test Date	2020/10/16
Test Band	LTE Band 4/66, 1RB, QPSK		

Frequency (MHz)	Reading Level (dBμV)	Factor (dB)	Measure Level(dBμV/m)	Limit (dBμV/m)	Margin (dB)	Detector	Polarization
Low Channel							
306.9	37.8	21.1	58.9	82.3	-23.3	Peak	Horizontal
355.0	32.1	22.5	54.6	82.3	-27.6	Peak	Horizontal
256.5	27.0	20.3	47.3	82.3	-34.9	Peak	Vertical
307.9	32.7	21.1	53.8	82.3	-28.4	Peak	Vertical
7604.5	32.7	10.7	43.4	82.3	-38.8	Peak	Horizontal
10146.0	33.5	13.8	47.3	82.3	-34.9	Peak	Horizontal
7604.5	32.7	10.7	43.4	82.3	-38.8	Peak	Vertical
10146.0	33.5	13.8	47.3	82.3	-34.9	Peak	Vertical
Middle Channel							
258.4	33.2	20.4	53.6	82.3	-28.6	Peak	Horizontal
304.5	36.5	21.0	57.5	82.3	-24.7	Peak	Horizontal
310.3	32.7	21.2	53.9	82.3	-28.3	Peak	Vertical
353.0	29.2	22.7	51.9	82.3	-30.3	Peak	Vertical
6729.0	33.7	8.1	41.8	82.3	-40.4	Peak	Horizontal
11931.0	30.4	18.4	48.8	82.3	-33.4	Peak	Horizontal
4561.5	36.3	2.8	39.1	82.3	-43.1	Peak	Vertical
8106.0	32.2	11.5	43.7	82.3	-38.5	Peak	Vertical
High Channel							
306.5	37.2	21.1	58.3	82.3	-23.9	Peak	Horizontal
355.9	31.9	22.3	54.2	82.3	-28.0	Peak	Horizontal
311.8	32.6	21.2	53.8	82.3	-28.4	Peak	Vertical
354.0	29.1	22.6	51.7	82.3	-30.5	Peak	Vertical
5530.5	36.4	3.9	40.3	82.3	-41.9	Peak	Horizontal
6941.5	34.7	9.0	43.7	82.3	-38.5	Peak	Horizontal
9109.0	32.9	13.0	45.9	82.3	-36.3	Peak	Vertical
13843.5	30.3	22.3	52.6	82.3	-29.6	Peak	Vertical

Note: Measure Level (dBμV/m) = Reading Level (dBμV) + Factor (dB).

Product	5G Sub-6 GHz M.2 Module	Test Site	WZ-AC2
Test Engineer	Jason Gao	Test Date	2020/10/16
Test Band	LTE Band 5/26, 1RB, QPSK		

Frequency (MHz)	Reading Level (dBμV)	Factor (dB)	Measure Level(dBμV/m)	Limit (dBμV/m)	Margin (dB)	Detector	Polarization
Low Channel							
256.5	33.5	20.3	53.8	82.3	-28.4	Peak	Horizontal
307.9	37.5	21.1	58.6	82.3	-23.6	Peak	Horizontal
193.9	24.9	18.6	43.5	82.3	-38.7	Peak	Vertical
306.5	33.2	21.1	54.3	82.3	-27.9	Peak	Vertical
1646.0	43.7	-4.8	38.9	82.3	-43.3	Peak	Horizontal
3023.0	39.4	-1.2	38.2	82.3	-44.0	Peak	Horizontal
1646.0	44.5	-4.8	39.7	82.3	-42.5	Peak	Vertical
2428.0	41.2	-1.5	39.7	82.3	-42.5	Peak	Vertical
Middle Channel							
257.5	33.1	20.3	53.4	82.3	-28.8	Peak	Horizontal
310.8	36.6	21.2	57.8	82.3	-24.4	Peak	Horizontal
309.9	32.1	21.2	53.3	82.3	-28.9	Peak	Vertical
353.0	28.6	22.7	51.3	82.3	-30.9	Peak	Vertical
2462.0	39.6	-1.7	37.9	82.3	-44.3	Peak	Horizontal
4179.0	36.9	1.4	38.3	82.3	-43.9	Peak	Horizontal
2997.5	39.0	-1.6	37.4	82.3	-44.8	Peak	Vertical
7222.0	32.2	10.9	43.1	82.3	-39.1	Peak	Vertical
High Channel							
255.5	33.7	20.2	53.9	82.3	-28.3	Peak	Horizontal
307.4	37.7	21.1	58.8	82.3	-23.4	Peak	Horizontal
311.3	34.3	21.2	55.5	82.3	-26.7	Peak	Vertical
354.0	29.7	22.6	52.3	82.3	-29.9	Peak	Vertical
1697.0	44.2	-4.6	39.6	82.3	-42.6	Peak	Horizontal
2462.0	39.8	-1.7	38.1	82.3	-44.1	Peak	Horizontal
1697.0	45.9	-4.6	41.3	82.3	-40.9	Peak	Vertical
2470.5	41.6	-1.8	39.8	82.3	-42.4	Peak	Vertical

Note: Measure Level (dBμV/m) = Reading Level (dBμV) + Factor (dB).

Product	5G Sub-6 GHz M.2 Module	Test Site	WZ-AC2
Test Engineer	Jason Gao	Test Date	2020/10/16
Test Band	LTE Band 7, 1RB, QPSK		

Frequency (MHz)	Reading Level (dBμV)	Factor (dB)	Measure Level(dBμV/m)	Limit (dBμV/m)	Margin (dB)	Detector	Polarization
Low Channel							
191.5	22.2	18.2	40.4	70.3	-29.9	Peak	Horizontal
356.9	34.8	22.2	57.0	70.3	-13.3	Peak	Horizontal
257.0	24.8	20.3	45.1	70.3	-25.2	Peak	Vertical
308.4	27.9	21.1	49.0	70.3	-21.3	Peak	Vertical
4570.0	35.1	3.0	38.1	70.3	-32.2	Peak	Horizontal
7553.5	33.4	10.8	44.2	70.3	-26.1	Peak	Horizontal
7834.0	32.8	10.5	43.3	70.3	-27.0	Peak	Vertical
13945.5	29.6	22.4	52.0	70.3	-18.3	Peak	Vertical
Middle Channel							
307.9	34.7	21.1	55.8	70.3	-14.5	Peak	Horizontal
356.4	35.2	22.3	57.5	70.3	-12.8	Peak	Horizontal
257.0	24.6	20.3	44.9	70.3	-25.4	Peak	Vertical
306.0	27.9	21.1	49.0	70.3	-21.3	Peak	Vertical
5063.0	34.9	3.8	38.7	70.3	-31.6	Peak	Horizontal
9517.0	32.9	13.1	46.0	70.3	-24.3	Peak	Horizontal
7545.0	33.2	10.8	44.0	70.3	-26.3	Peak	Vertical
13903.0	28.8	22.5	51.3	70.3	-19.0	Peak	Vertical
High Channel							
308.9	34.4	21.1	55.5	70.3	-14.8	Peak	Horizontal
355.4	34.0	22.4	56.4	70.3	-13.9	Peak	Horizontal
257.0	25.0	20.3	45.3	70.3	-25.0	Peak	Vertical
305.0	27.6	21.0	48.6	70.3	-21.7	Peak	Vertical
7179.5	31.5	10.5	42.0	70.3	-28.3	Peak	Horizontal
12228.5	30.6	19.2	49.8	70.3	-20.5	Peak	Horizontal
4774.0	35.4	3.3	38.7	70.3	-31.6	Peak	Vertical
7893.5	34.3	10.3	44.6	70.3	-25.7	Peak	Vertical

Note: Measure Level (dBμV/m) = Reading Level (dBμV) + Factor (dB).

Product	5G Sub-6 GHz M.2 Module	Test Site	WZ-AC2
Test Engineer	Jason Gao	Test Date	2020/10/16
Test Band	LTE Band 12, 1RB, QPSK		

Frequency (MHz)	Reading Level (dBμV)	Factor (dB)	Measure Level(dBμV/m)	Limit (dBμV/m)	Margin (dB)	Detector	Polarization
Low Channel							
257.5	32.4	20.3	52.7	82.3	-29.5	Peak	Horizontal
309.9	36.1	21.2	57.3	82.3	-24.9	Peak	Horizontal
310.8	32.0	21.2	53.2	82.3	-29.0	Peak	Vertical
352.5	28.5	22.8	51.3	82.3	-30.9	Peak	Vertical
1697.0	44.7	-4.6	40.1	82.3	-42.1	Peak	Horizontal
10392.5	31.9	15.2	47.1	82.3	-35.1	Peak	Horizontal
1697.0	42.2	-4.6	37.6	82.3	-44.6	Peak	Vertical
2402.5	38.5	-1.4	37.1	82.3	-45.1	Peak	Vertical
Middle Channel							
256.5	33.0	20.3	53.3	82.3	-28.9	Peak	Horizontal
312.8	36.4	21.3	57.7	82.3	-24.5	Peak	Horizontal
307.9	32.5	21.1	53.6	82.3	-28.6	Peak	Vertical
352.0	29.0	22.8	51.8	82.3	-30.4	Peak	Vertical
2479.0	40.4	-1.6	38.8	82.3	-43.4	Peak	Horizontal
10630.5	31.5	16.1	47.6	82.3	-34.6	Peak	Horizontal
2547.0	38.2	-1.7	36.5	82.3	-45.7	Peak	Vertical
7987.0	32.9	11.1	44.0	82.3	-38.2	Peak	Vertical
High Channel							
257.5	32.4	20.3	52.7	82.3	-29.5	Peak	Horizontal
308.9	36.8	21.1	57.9	82.3	-24.3	Peak	Horizontal
307.9	32.5	21.1	53.6	82.3	-28.6	Peak	Vertical
352.0	29.4	22.8	52.2	82.3	-30.0	Peak	Vertical
1433.5	44.3	-4.4	39.9	82.3	-42.3	Peak	Horizontal
2751.0	38.7	-1.4	37.3	82.3	-44.9	Peak	Horizontal
2479.0	39.8	-1.6	38.2	82.3	-44.0	Peak	Vertical
7213.5	32.4	10.8	43.2	82.3	-39.0	Peak	Vertical

Note: Measure Level (dBμV/m) = Reading Level (dBμV) + Factor (dB).

Product	5G Sub-6 GHz M.2 Module	Test Site	WZ-AC2
Test Engineer	Jason Gao	Test Date	2020/10/16
Test Band	LTE Band 13, 1RB, QPSK		

Frequency (MHz)	Reading Level (dBμV)	Factor (dB)	Measure Level(dBμV/m)	Limit (dBμV/m)	Margin (dB)	Detector	Polarization
Low Channel							
306.5	37.8	21.1	58.9	82.3	-23.3	Peak	Horizontal
355.0	32.3	22.5	54.8	82.3	-27.4	Peak	Horizontal
310.3	33.6	21.2	54.8	82.3	-27.4	Peak	Vertical
352.0	29.6	22.8	52.4	82.3	-29.8	Peak	Vertical
7919.0	33.3	10.8	44.1	82.3	-38.1	Peak	Horizontal
11701.5	31.1	18.4	49.5	82.3	-32.7	Peak	Horizontal
3023.0	39.4	-1.2	38.2	82.3	-44.0	Peak	Vertical
10962.0	31.8	16.5	48.3	82.3	-33.9	Peak	Vertical
Middle Channel							
257.5	33.4	20.3	53.7	82.3	-28.5	Peak	Horizontal
305.5	37.0	21.1	58.1	82.3	-24.1	Peak	Horizontal
310.8	33.6	21.2	54.8	82.3	-27.4	Peak	Vertical
353.0	29.0	22.7	51.7	82.3	-30.5	Peak	Vertical
7460.0	33.1	10.7	43.8	82.3	-38.4	Peak	Horizontal
10418.0	31.6	15.2	46.8	82.3	-35.4	Peak	Horizontal
8199.5	33.5	10.8	44.3	82.3	-37.9	Peak	Vertical
12662.0	31.0	17.9	48.9	82.3	-33.3	Peak	Vertical
High Channel							
255.5	34.6	20.2	54.8	82.3	-27.4	Peak	Horizontal
309.4	37.9	21.1	59.0	82.3	-23.2	Peak	Horizontal
255.5	27.5	20.2	47.7	82.3	-34.5	Peak	Vertical
308.4	34.3	21.1	55.4	82.3	-26.8	Peak	Vertical
6601.5	33.3	7.5	40.8	82.3	-41.4	Peak	Horizontal
11820.5	29.7	18.5	48.2	82.3	-34.0	Peak	Horizontal
6193.5	34.9	5.7	40.6	82.3	-41.6	Peak	Vertical
11710.0	30.9	18.1	49.0	82.3	-33.2	Peak	Vertical

Note: Measure Level (dBμV/m) = Reading Level (dBμV) + Factor (dB).

Product	5G Sub-6 GHz M.2 Module	Test Site	WZ-AC2
Test Engineer	Jason Gao	Test Date	2020/10/16
Test Band	LTE Band 17, 1RB, QPSK		

Frequency (MHz)	Reading Level (dBμV)	Factor (dB)	Measure Level(dBμV/m)	Limit (dBμV/m)	Margin (dB)	Detector	Polarization
Low Channel							
257.5	33.8	20.3	54.1	82.3	-28.1	Peak	Horizontal
311.8	37.1	21.2	58.3	82.3	-23.9	Peak	Horizontal
307.4	32.7	21.1	53.8	82.3	-28.4	Peak	Vertical
356.9	28.3	22.2	50.5	82.3	-31.7	Peak	Vertical
7111.5	32.6	10.2	42.8	82.3	-39.4	Peak	Horizontal
10724.0	30.5	16.3	46.8	82.3	-35.4	Peak	Horizontal
3244.0	39.1	-1.0	38.1	82.3	-44.1	Peak	Vertical
6984.0	33.3	9.2	42.5	82.3	-39.7	Peak	Vertical
Middle Channel							
311.3	32.8	21.2	54.0	82.3	-28.2	Peak	Horizontal
352.0	28.7	22.8	51.5	82.3	-30.7	Peak	Horizontal
308.4	33.2	21.1	54.3	82.3	-27.9	Peak	Vertical
351.6	28.9	22.9	51.8	82.3	-30.4	Peak	Vertical
6712.0	32.9	8.1	41.0	82.3	-41.2	Peak	Horizontal
9593.5	31.8	13.0	44.8	82.3	-37.4	Peak	Horizontal
2742.5	38.8	-1.4	37.4	82.3	-44.8	Peak	Vertical
5063.0	34.3	3.8	38.1	82.3	-44.1	Peak	Vertical
High Channel							
311.3	38.4	21.2	59.6	82.3	-22.6	Peak	Horizontal
356.9	32.3	22.2	54.5	82.3	-27.7	Peak	Horizontal
308.4	33.7	21.1	54.8	82.3	-27.4	Peak	Vertical
353.5	28.9	22.6	51.5	82.3	-30.7	Peak	Vertical
4697.5	34.7	3.4	38.1	82.3	-44.1	Peak	Horizontal
12237.0	30.5	19.1	49.6	82.3	-32.6	Peak	Horizontal
4757.0	35.1	3.4	38.5	82.3	-43.7	Peak	Vertical
9610.5	33.3	13.1	46.4	82.3	-35.8	Peak	Vertical

Note: Measure Level (dBμV/m) = Reading Level (dBμV) + Factor (dB).

Product	5G Sub-6 GHz M.2 Module	Test Site	WZ-AC2
Test Engineer	Jason Gao	Test Date	2020/10/16
Test Band	LTE Band 38/41_HPUE, 1RB, QPSK		

Frequency (MHz)	Reading Level (dBμV)	Factor (dB)	Measure Level(dBμV/m)	Limit (dBμV/m)	Margin (dB)	Detector	Polarization
Low Channel							
263.8	36.9	20.4	57.3	70.3	-13.0	Peak	Horizontal
358.8	33.6	22.2	55.8	70.3	-14.5	Peak	Horizontal
263.8	28.7	20.4	49.1	70.3	-21.2	Peak	Vertical
359.3	28.4	22.2	50.6	70.3	-19.7	Peak	Vertical
6797.0	32.9	8.2	41.1	70.3	-29.2	Peak	Horizontal
9525.5	32.7	12.8	45.5	70.3	-24.8	Peak	Horizontal
7834.0	33.0	10.5	43.5	70.3	-26.8	Peak	Vertical
11531.5	29.8	17.5	47.3	70.3	-23.0	Peak	Vertical
Middle Channel							
263.8	37.1	20.4	57.5	70.3	-12.8	Peak	Horizontal
361.7	34.2	22.3	56.5	70.3	-13.8	Peak	Horizontal
264.3	28.8	20.4	49.2	70.3	-21.1	Peak	Vertical
359.8	28.8	22.2	51.0	70.3	-19.3	Peak	Vertical
9058.0	33.0	12.6	45.6	70.3	-24.7	Peak	Horizontal
11812.0	29.9	18.4	48.3	70.3	-22.0	Peak	Horizontal
7876.5	33.6	10.5	44.1	70.3	-26.2	Peak	Vertical
12075.5	31.2	17.5	48.7	70.3	-21.6	Peak	Vertical
High Channel							
263.3	36.7	20.4	57.1	70.3	-13.2	Peak	Horizontal
360.3	34.4	22.2	56.6	70.3	-13.7	Peak	Horizontal
263.3	28.5	20.4	48.9	70.3	-21.4	Peak	Vertical
361.3	28.8	22.2	51.0	70.3	-19.3	Peak	Vertical
5369.0	38.2	3.2	41.4	70.3	-28.9	Peak	Horizontal
10545.5	31.3	15.6	46.9	70.3	-23.4	Peak	Horizontal
5369.0	47.5	3.2	50.7	70.3	-19.6	Peak	Vertical
10715.5	31.2	16.3	47.5	70.3	-22.8	Peak	Vertical

Note: Measure Level (dBμV/m) = Reading Level (dBμV) + Factor (dB).

Product	5G Sub-6 GHz M.2 Module	Test Site	WZ-AC2
Test Engineer	Jason Gao	Test Date	2020/10/16
Test Band	LTE Band 71, 1RB, QPSK		

Frequency (MHz)	Reading Level (dBμV)	Factor (dB)	Measure Level(dBμV/m)	Limit (dBμV/m)	Margin (dB)	Detector	Polarization
Low Channel							
311.3	35.8	21.2	57.0	82.3	-25.2	Peak	Horizontal
354.0	30.9	22.6	53.5	82.3	-28.7	Peak	Horizontal
307.4	32.5	21.1	53.6	82.3	-28.6	Peak	Vertical
352.0	28.4	22.8	51.2	82.3	-31.0	Peak	Vertical
7111.5	32.5	10.2	42.7	82.3	-39.5	Peak	Horizontal
10622.0	31.0	16.1	47.1	82.3	-35.1	Peak	Horizontal
2436.5	39.1	-1.6	37.5	82.3	-44.7	Peak	Vertical
4111.0	35.6	1.1	36.7	82.3	-45.5	Peak	Vertical
Middle Channel							
257.5	32.3	20.3	52.6	82.3	-29.6	Peak	Horizontal
307.9	35.8	21.1	56.9	82.3	-25.3	Peak	Horizontal
314.7	32.0	21.3	53.3	82.3	-28.9	Peak	Vertical
352.0	27.9	22.8	50.7	82.3	-31.5	Peak	Vertical
3643.5	36.9	0.4	37.3	82.3	-44.9	Peak	Horizontal
7324.0	32.8	10.9	43.7	82.3	-38.5	Peak	Horizontal
2419.5	39.3	-1.3	38.0	82.3	-44.2	Peak	Vertical
4774.0	35.7	3.3	39.0	82.3	-43.2	Peak	Vertical
Top CH 23825 (713.5MHz)							
309.9	35.8	21.2	57.0	82.3	-25.2	Peak	Horizontal
357.9	30.9	22.1	53.0	82.3	-29.2	Peak	Horizontal
312.8	32.1	21.3	53.4	82.3	-28.8	Peak	Vertical
354.0	28.5	22.6	51.1	82.3	-31.1	Peak	Vertical
2470.5	39.5	-1.8	37.7	82.3	-44.5	Peak	Horizontal
5063.0	34.8	3.8	38.6	82.3	-43.6	Peak	Horizontal
2207.0	38.2	-0.9	37.3	82.3	-44.9	Peak	Vertical
5046.0	35.0	3.7	38.7	82.3	-43.5	Peak	Vertical

Note: Measure Level (dBμV/m) = Reading Level (dBμV) + Factor (dB).

6. CONCLUSION

The data collected relate only the item(s) tested and show that unit is compliance with FCC Rules.

————— The End —————

Appendix A - Test Setup Photograph

Refer to "2010RSU005-UT" file.

Appendix B - EUT Photograph

Refer to "2010RSU005-UE" file.