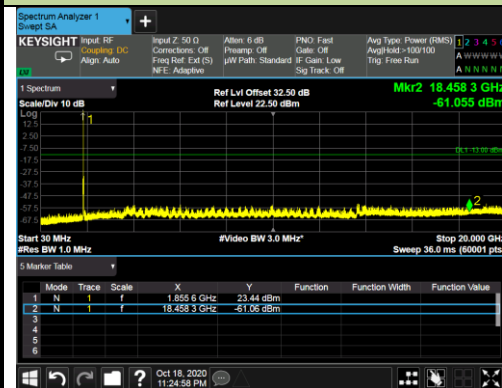
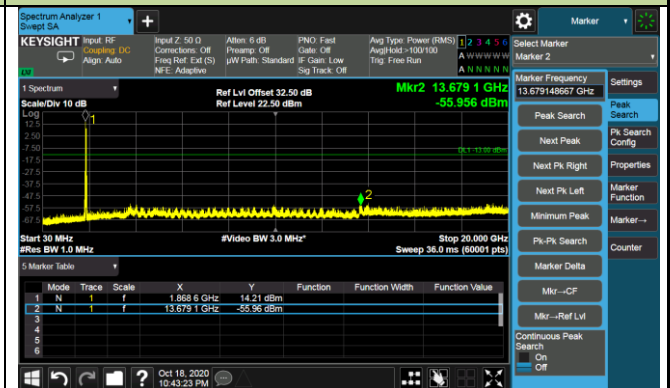


5+20MHz Channel Bandwidth

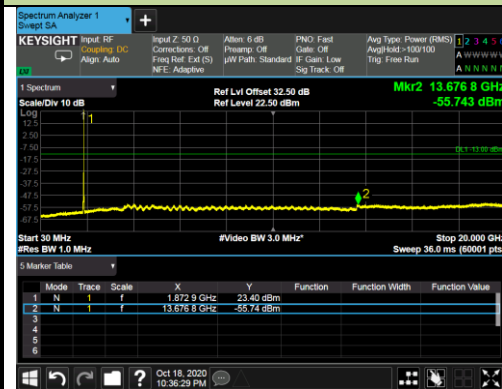
Lowest Channel



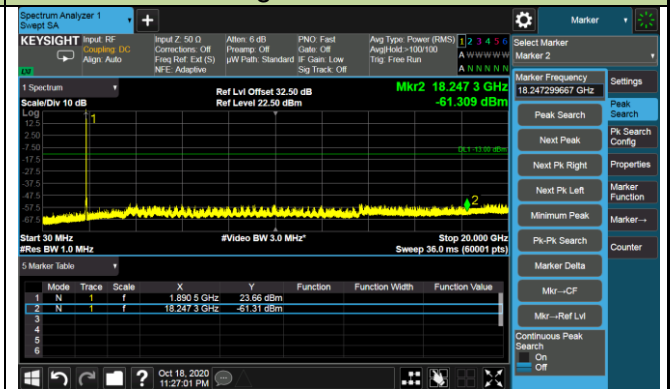
Middle Channel/1RB@0 and 1RB@99



Middle Channel/1RB@24 and 1RB@0

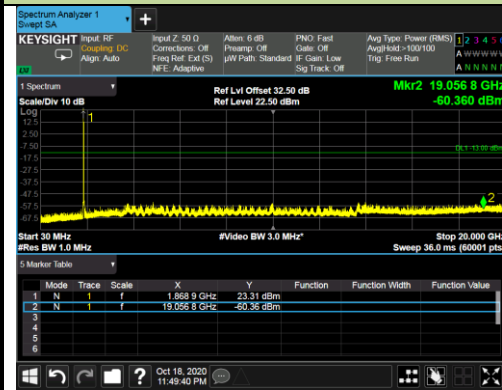


Highest Channel

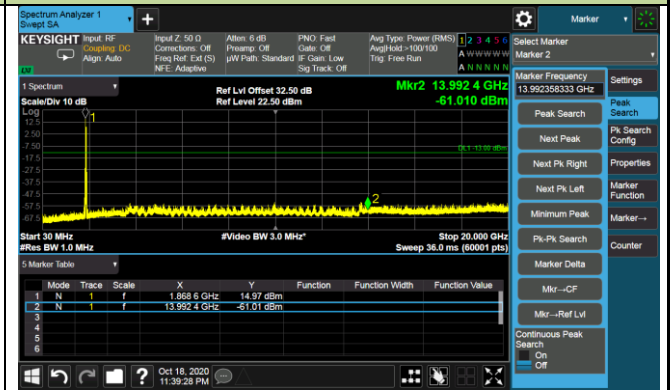


20+5MHz Channel Bandwidth

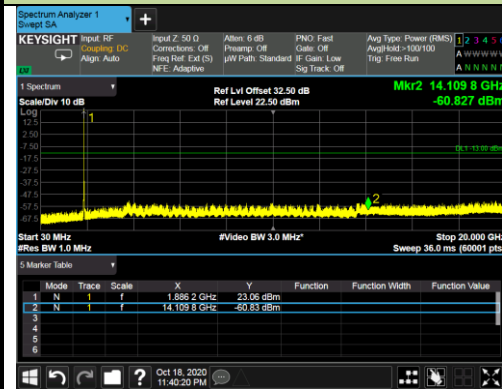
Lowest Channel



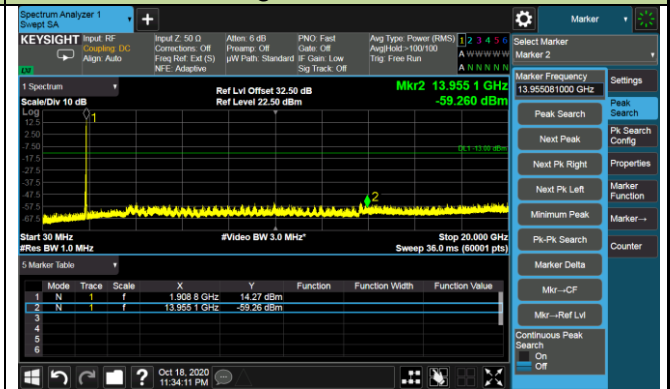
Middle Channel/1RB@0 and 1RB@24



Middle Channel/ 1RB@99 and 1RB@0



Highest Channel

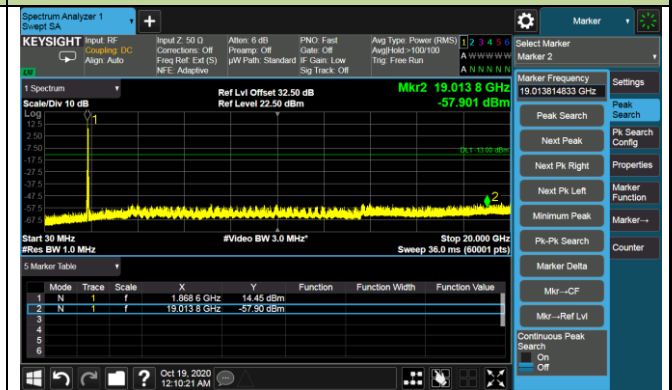


10+15MHz Channel Bandwidth

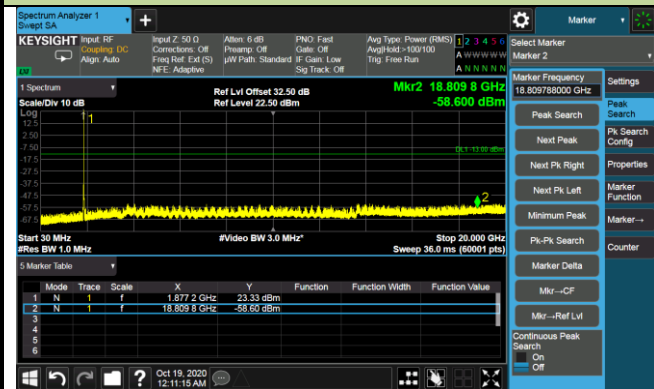
Lowest Channel



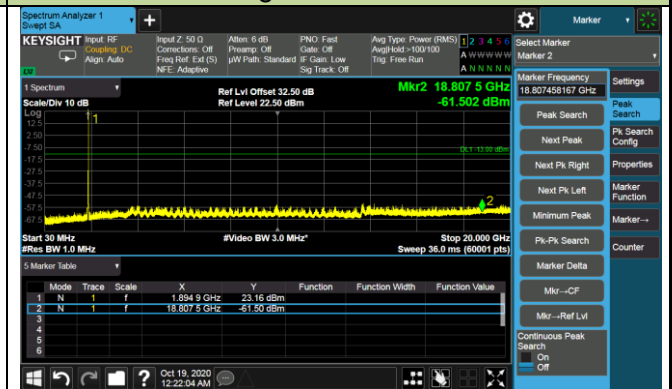
Middle Channel/1RB@0 and 1RB@74



Middle Channel/1RB@49 and 1RB@0

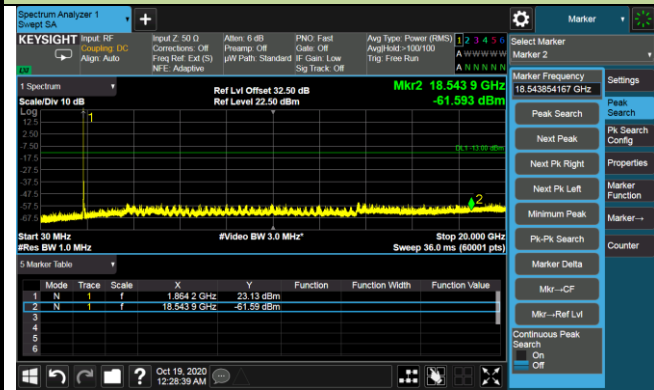


Highest Channel

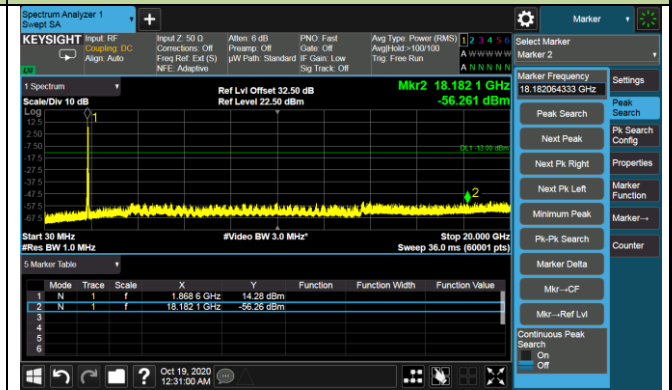


15+10MHz Channel Bandwidth

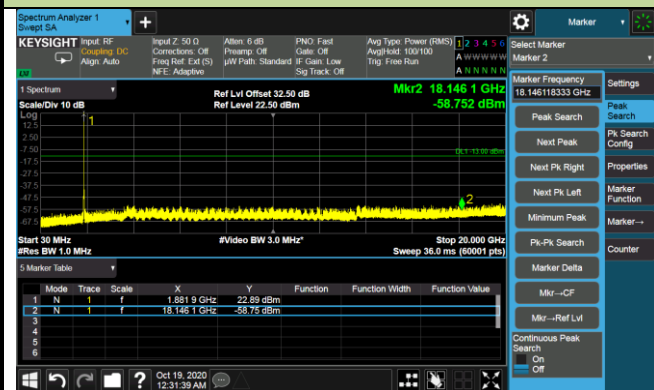
Lowest Channel



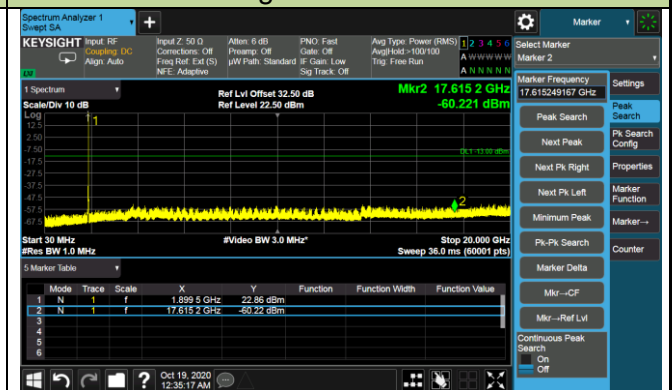
Middle Channel/1RB@0 and 1RB@49



Middle Channel/1RB@74 and 1RB@0

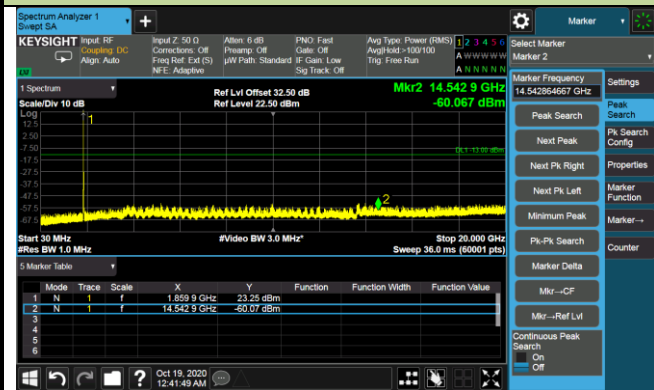


Highest Channel

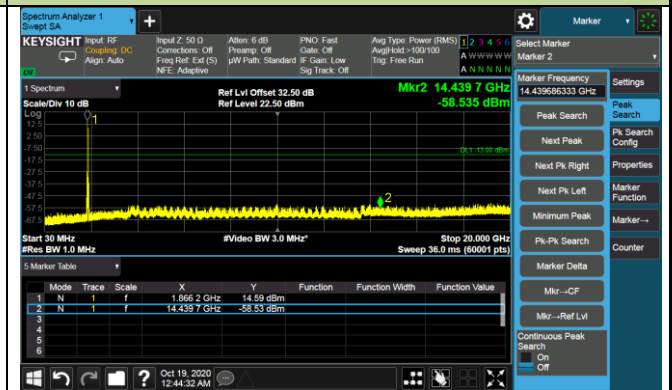


10+20MHz Channel Bandwidth

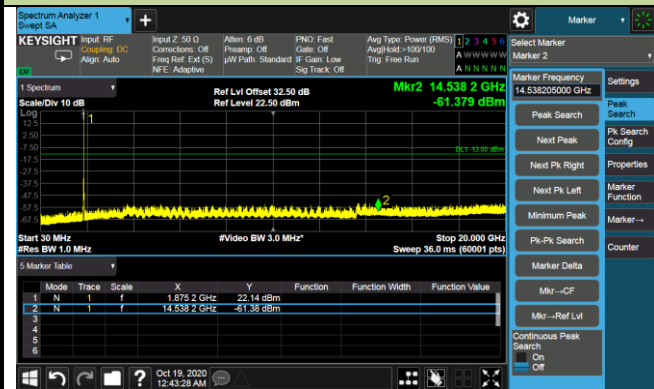
Lowest Channel



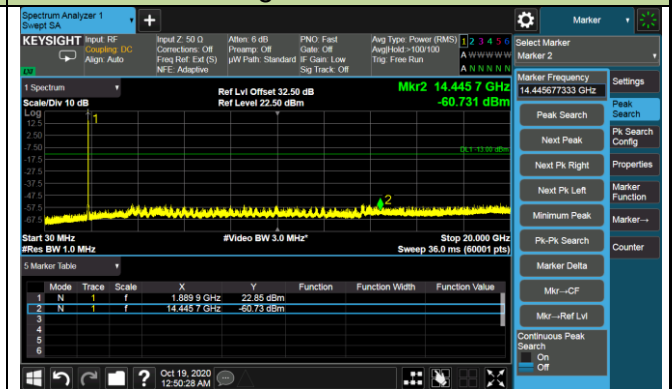
Middle Channel/1RB@0 and 1RB@99



Middle Channel/1RB@49 and 1RB@0

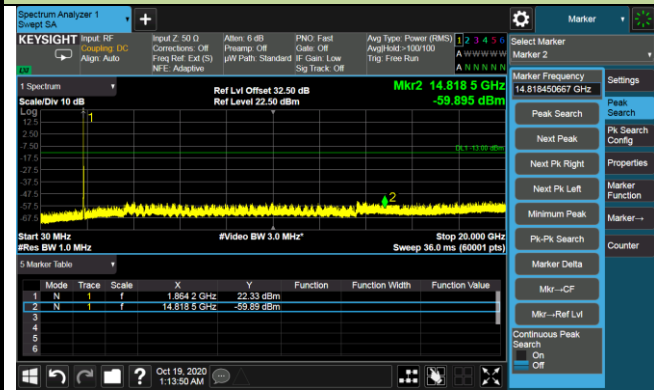


Highest Channel

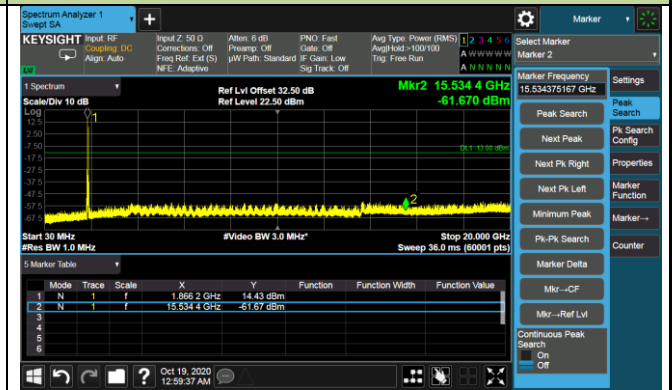


20+10MHz Channel Bandwidth

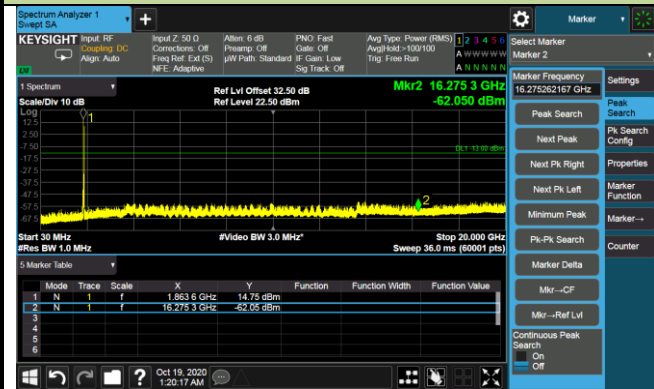
Lowest Channel



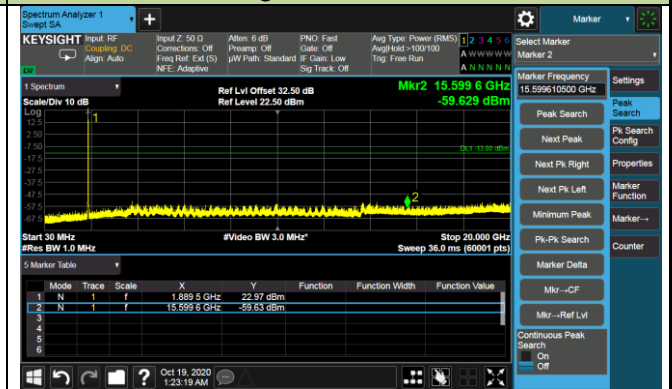
Middle Channel/1RB@0 and 1RB@49



Middle Channel/1RB@99 and 1RB@0

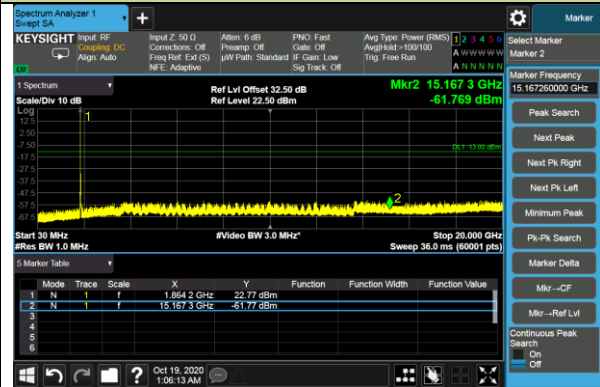


Highest Channel



15+15MHz Channel Bandwidth

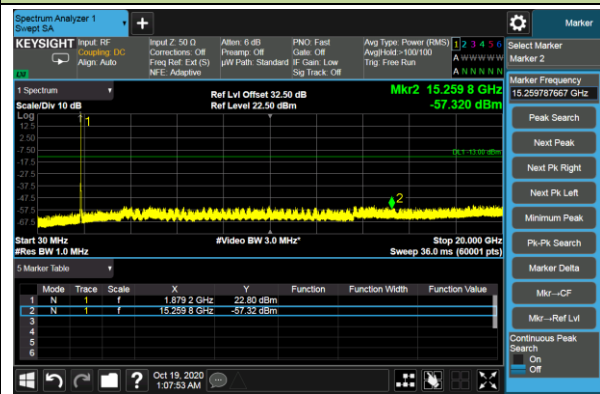
Lowest Channel



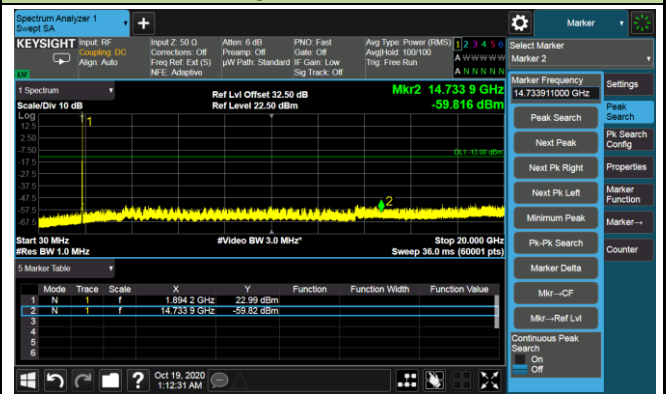
Middle Channel/1RB@0 and 1RB@74



Middle Channel/1RB@74 and 1RB@0

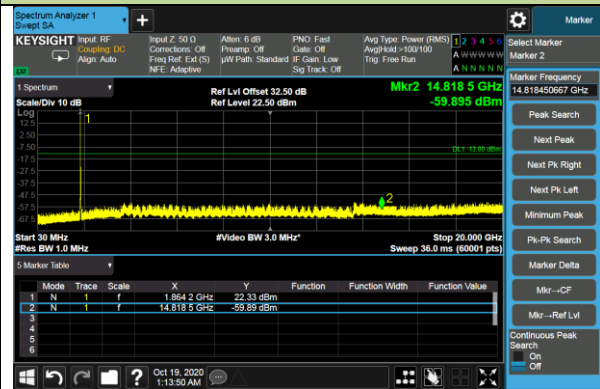


Highest Channel

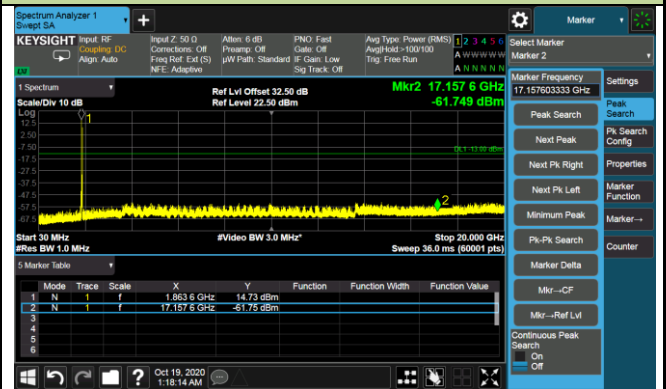


15+20MHz Channel Bandwidth

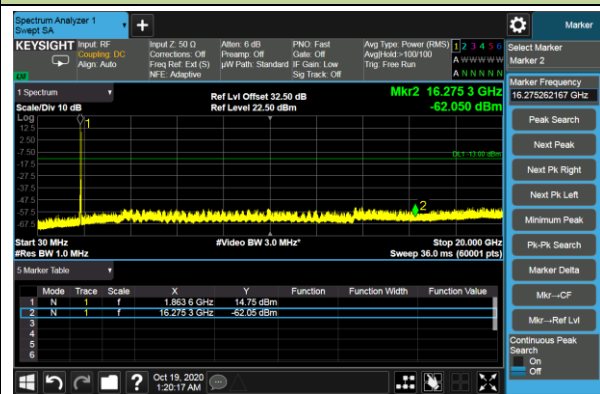
Lowest Channel



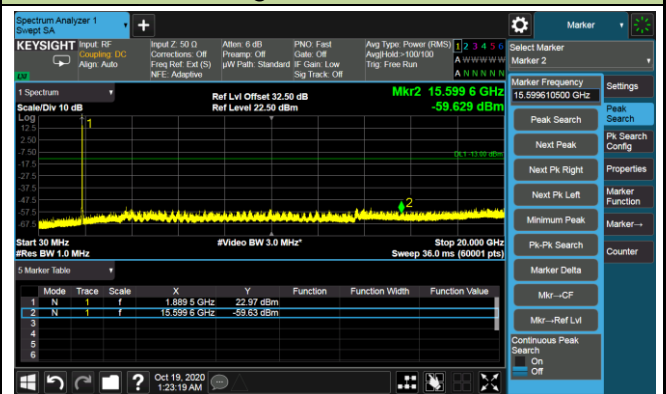
Middle Channel/1RB@0 and 1RB@99



Middle Channel/1RB@74 and 1RB@0

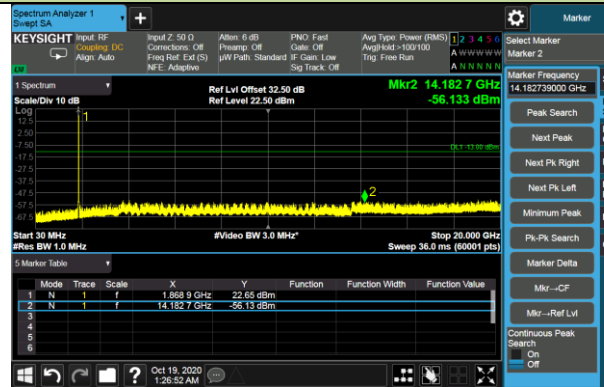


Highest Channel

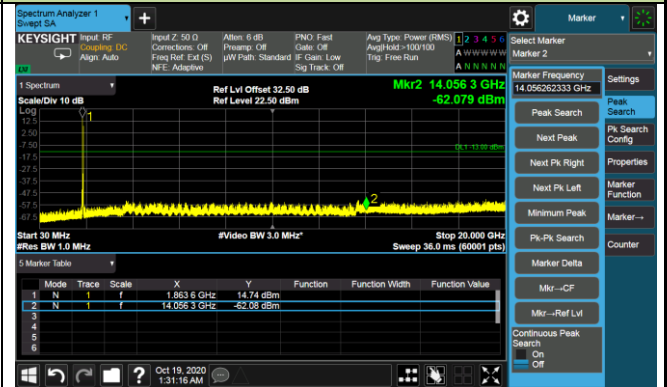


20+15MHz Channel Bandwidth

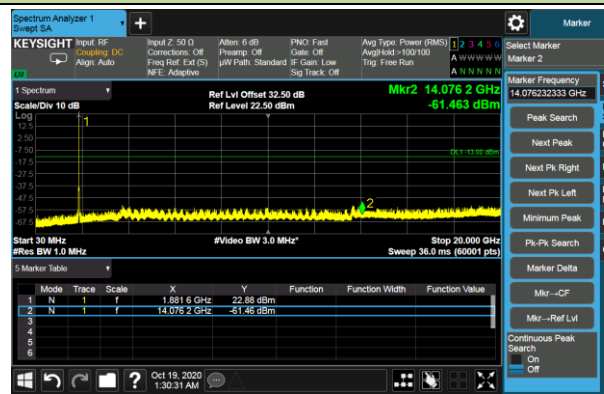
Lowest Channel



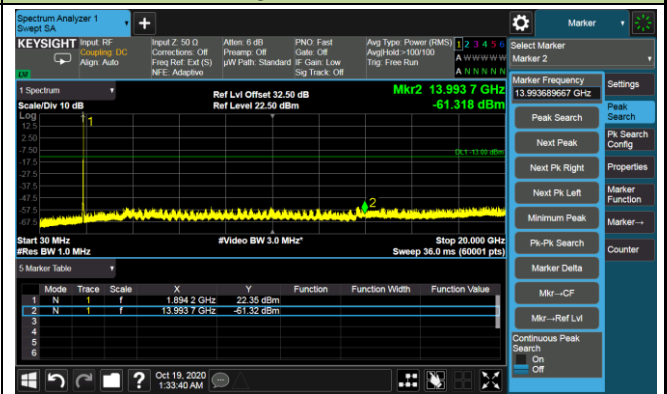
Middle Channel/1RB@0 and 1RB@74



Middle Channel/1RB@99 and 1RB@0

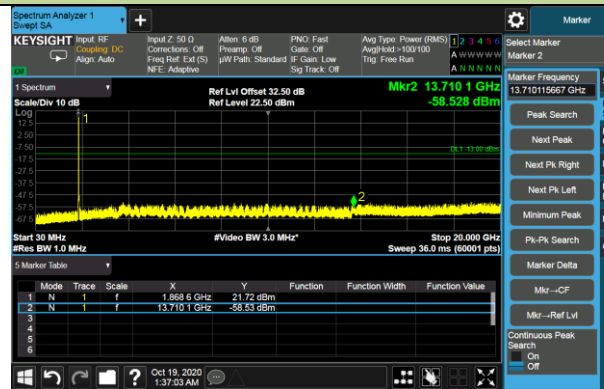


Highest Channel



20+20MHz Channel Bandwidth

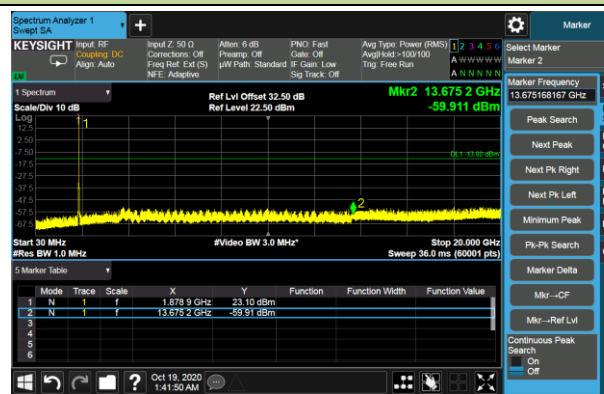
Lowest Channel



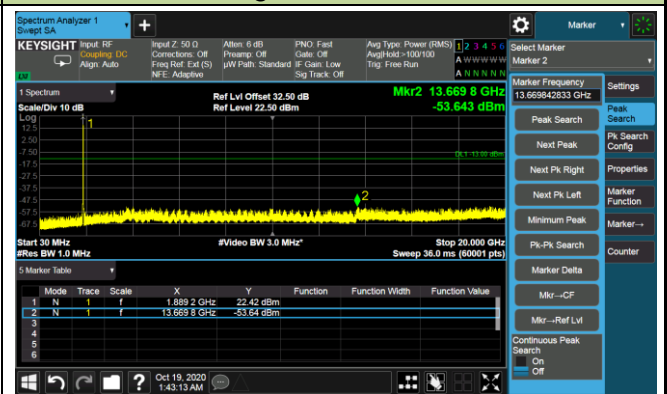
Middle Channel/1RB@0 and 1RB@99



Middle Channel/1RB@99 and 1RB@0



Highest Channel

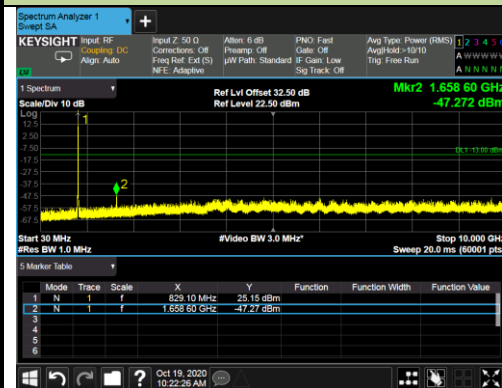


Product	5G Sub-6 GHz M.2 Module	Test Site	WZ-SR6
Test Engineer	Candy Luo	Test Date	2020/10/19
Test Band	Intra-Band CA_5B, 1RB, QPSK		

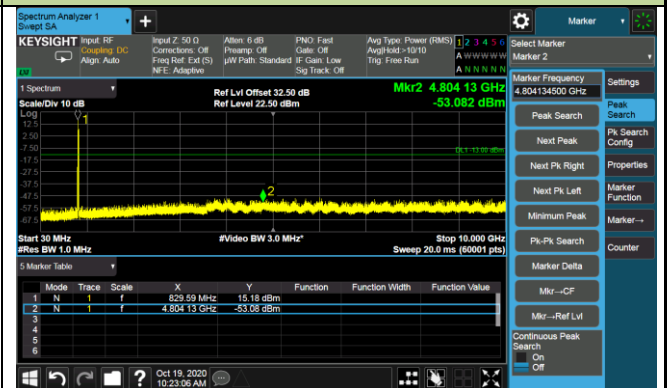
Frequency (MHz)		Channel Bandwidth (MHz)	Frequency Range (MHz)	Max Spurious Emissions (dBm)	Limit (dBm)	Result
PCC	SCC					
826.8	834.0	5+10	30 ~ 10000	-47.27	≤ -13.00	Pass
831.8	839.0	5+10	30 ~ 10000	-45.59	≤ -13.00	Pass
836.8	844.0	5+10	30 ~ 10000	-57.56	≤ -13.00	Pass
829.0	836.2	10+5	30 ~ 10000	-45.78	≤ -13.00	Pass
834.0	841.2	10+5	30 ~ 10000	-45.33	≤ -13.00	Pass
839.0	846.2	10+5	30 ~ 10000	-44.06	≤ -13.00	Pass
829.0	838.9	10+10	30 ~ 10000	-45.72	≤ -13.00	Pass
831.6	841.5	10+10	30 ~ 10000	-46.68	≤ -13.00	Pass
834.1	844.0	10+10	30 ~ 10000	-51.94	≤ -13.00	Pass

5+10MHz Channel Bandwidth

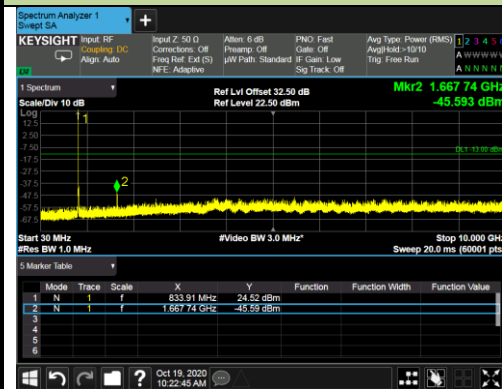
Lowest Channel



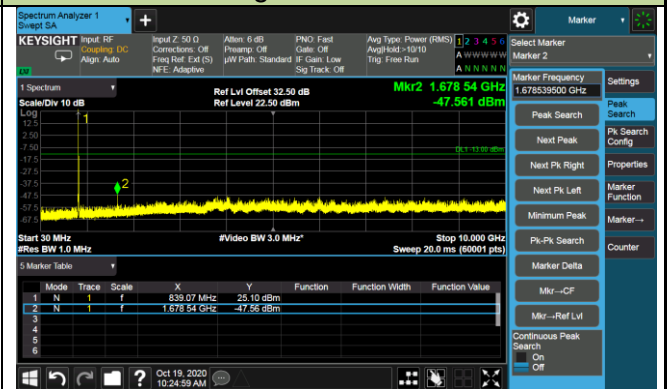
Middle Channel/1RB@0 and 1RB@49



Middle Channel/1RB@24 and 1RB@0

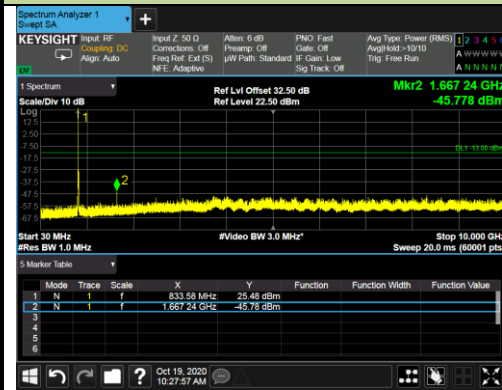


Highest Channel



10+5MHz Channel Bandwidth

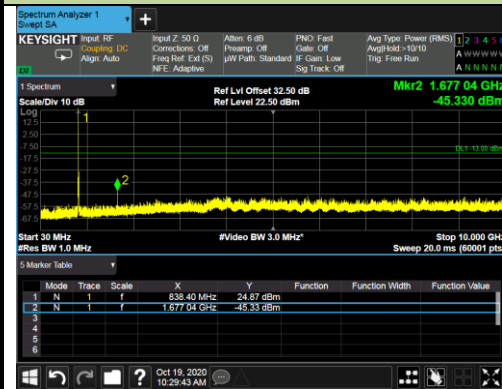
Lowest Channel



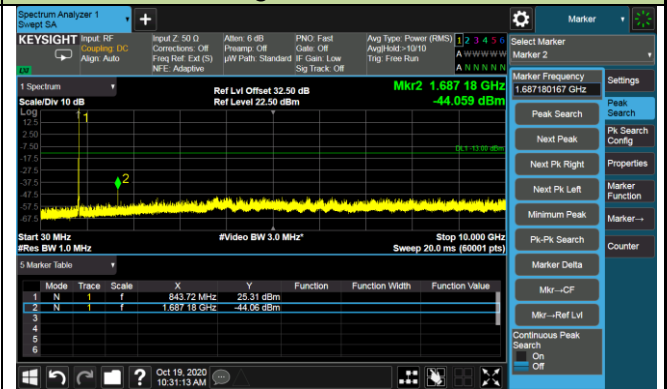
Middle Channel/1RB@0 and 1RB@24



Middle Channel/ 1RB@49 and 1RB@0

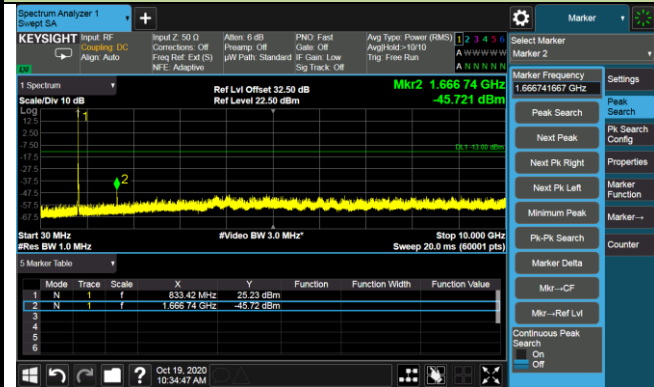


Highest Channel

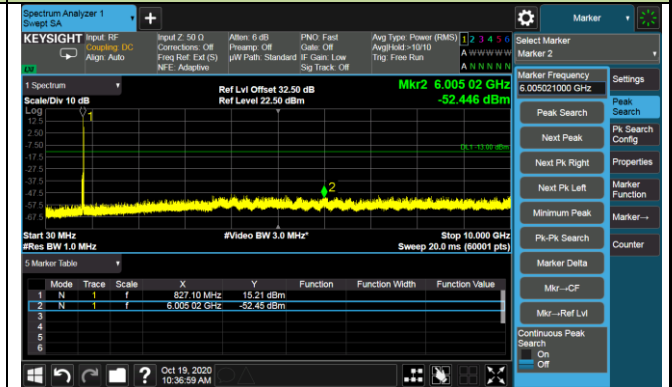


10+10MHz Channel Bandwidth

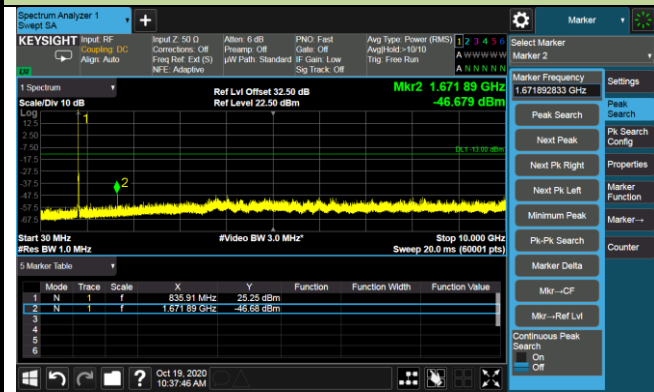
Lowest Channel



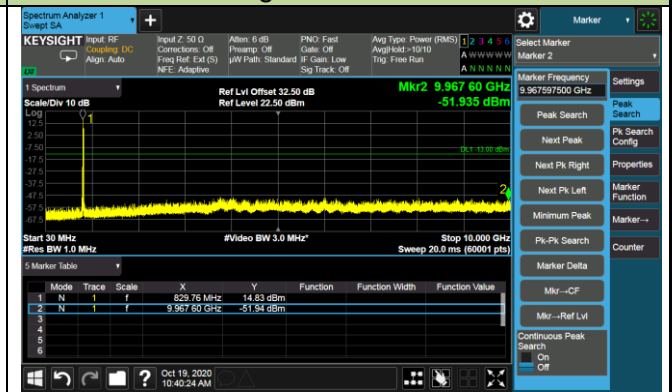
Middle Channel/1RB@0 and 1RB@49



Middle Channel/1RB@99 and 1RB@0



Highest Channel

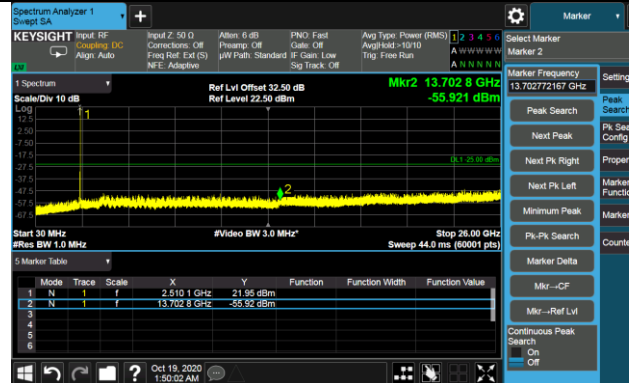


Product	5G Sub-6 GHz M.2 Module	Test Site	WZ-SR6
Test Engineer	Candy Luo	Test Date	2020/10/19
Test Band	Intra-Band CA_7C, 1RB, QPSK		

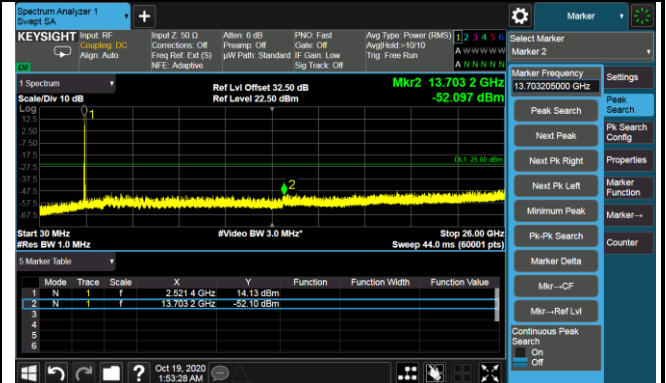
Frequency (MHz)		Channel Bandwidth (MHz)	Frequency Range (MHz)	Max Spurious Emissions (dBm)	Limit (dBm)	Result
PCC	SCC					
2505.5	2519.9	10+20	30 ~ 26000	-55.92	≤ -25.00	Pass
2525.6	2540.0	10+20	30 ~ 26000	-51.88	≤ -25.00	Pass
2545.6	2560.0	10+20	30 ~ 26000	-56.00	≤ -25.00	Pass
2507.5	2519.5	15+10	30 ~ 26000	-54.40	≤ -25.00	Pass
2530.1	2542.1	15+10	30 ~ 26000	-51.21	≤ -25.00	Pass
2552.7	2564.7	15+10	30 ~ 26000	-51.45	≤ -25.00	Pass
2507.5	2522.5	15+15	30 ~ 26000	-51.50	≤ -25.00	Pass
2527.5	2542.5	15+15	30 ~ 26000	-49.32	≤ -25.00	Pass
2547.5	2562.5	15+15	30 ~ 26000	-50.22	≤ -25.00	Pass
2507.8	2524.9	15+20	30 ~ 26000	-49.80	≤ -25.00	Pass
2525.3	2542.4	15+20	30 ~ 26000	-47.98	≤ -25.00	Pass
2542.9	2560.0	15+20	30 ~ 26000	-49.30	≤ -25.00	Pass
2510.0	2524.4	20+10	30 ~ 26000	-55.01	≤ -25.00	Pass
2530.1	2544.5	20+10	30 ~ 26000	-55.72	≤ -25.00	Pass
2550.1	2564.5	20+10	30 ~ 26000	-55.99	≤ -25.00	Pass
2510.0	2527.1	20+15	30 ~ 26000	-51.39	≤ -25.00	Pass
2527.6	2544.7	20+15	30 ~ 26000	-48.73	≤ -25.00	Pass
2545.1	2562.2	20+15	30 ~ 26000	-49.98	≤ -25.00	Pass
2510.0	2529.8	20+20	30 ~ 26000	-47.45	≤ -25.00	Pass
2525.1	2544.9	20+20	30 ~ 26000	-45.22	≤ -25.00	Pass
2540.2	2560.0	20+20	30 ~ 26000	-48.65	≤ -25.00	Pass

10+20MHz Channel Bandwidth

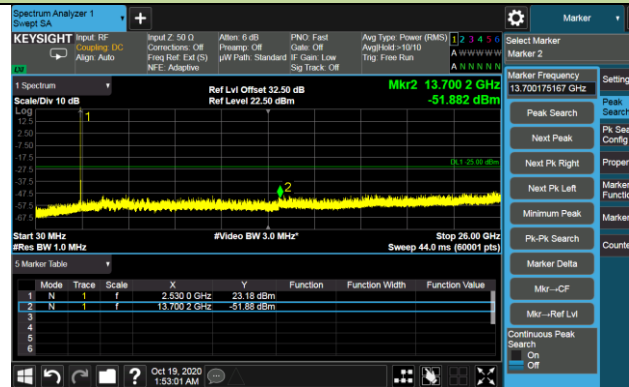
Lowest Channel



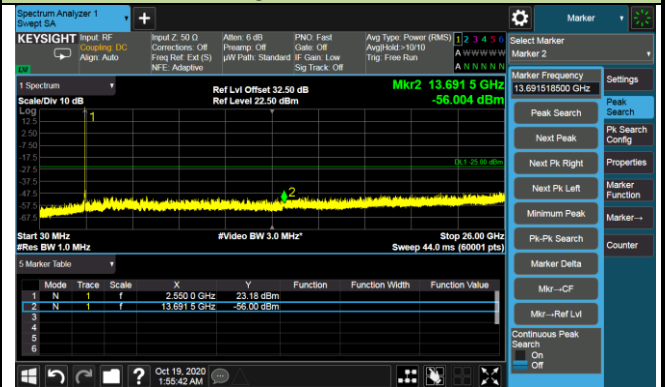
Middle Channel/1RB@0 and 1RB@99



Middle Channel/1RB@49 and 1RB@0



Highest Channel

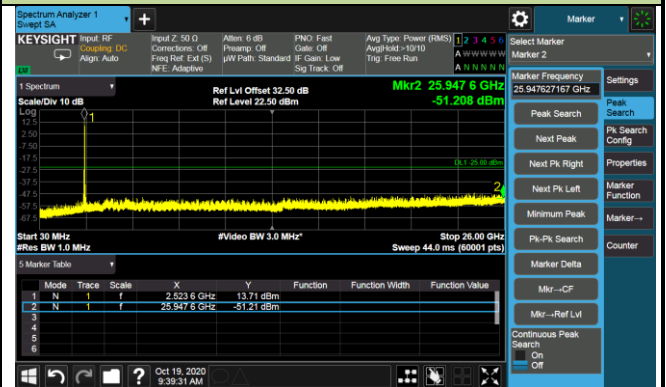


15+10MHz Channel Bandwidth

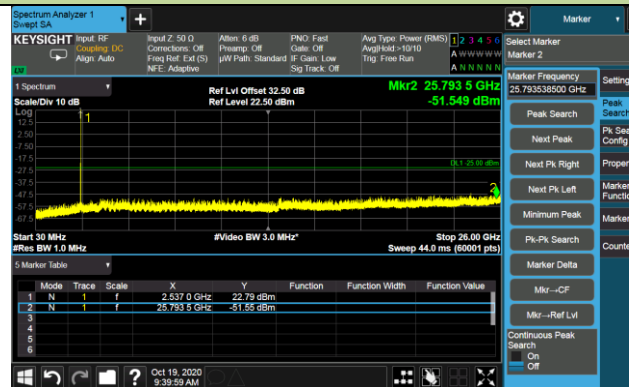
Lowest Channel



Middle Channel/1RB@0 and 1RB@49



Middle Channel/1RB@49 and 1RB@0



Highest Channel

