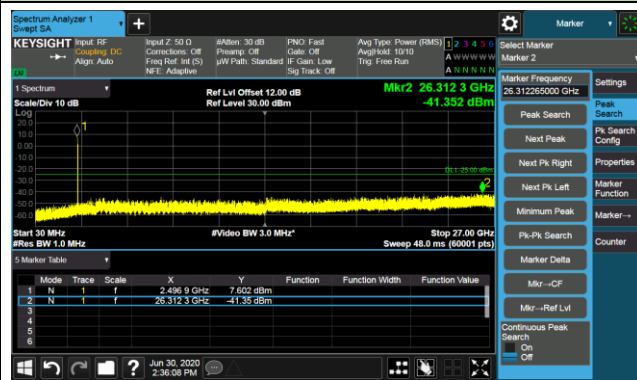


## 15+10MHz Channel Bandwidth

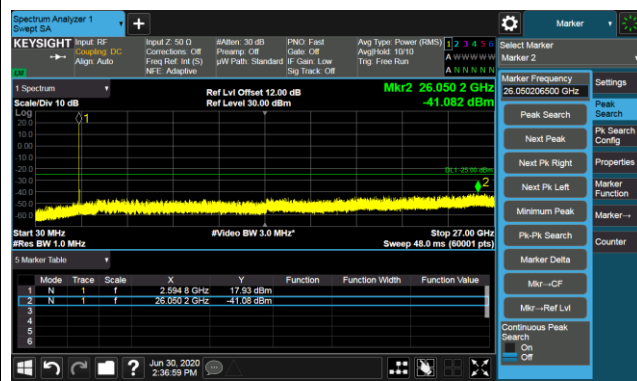
## Lowest Channel



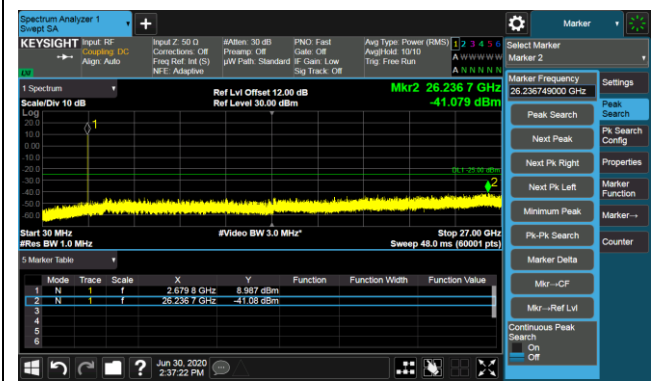
## Middle Channel/1RB@0 and 1RB@49



## Middle Channel/1RB@74 and 1RB@0

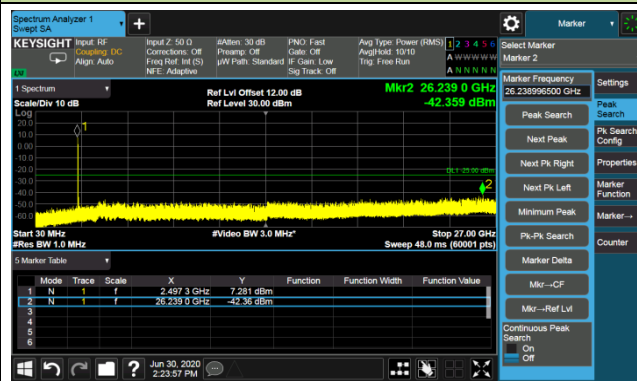


## Highest Channel



## 10+20MHz Channel Bandwidth

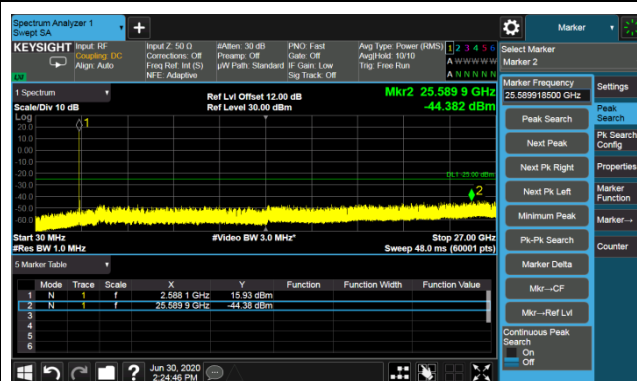
## Lowest Channel



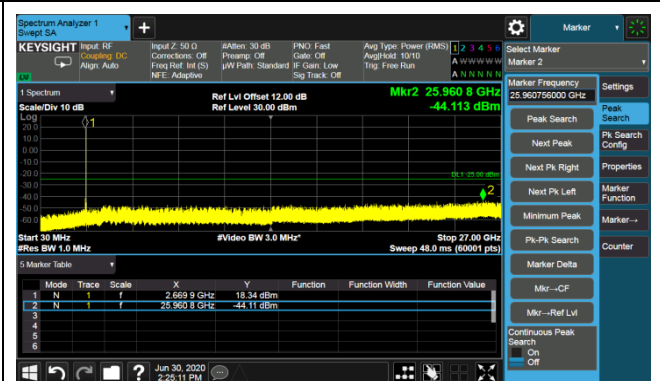
## Middle Channel/1RB@49 and 1RB@99



## Middle Channel/1RB@49 and 1RB@0

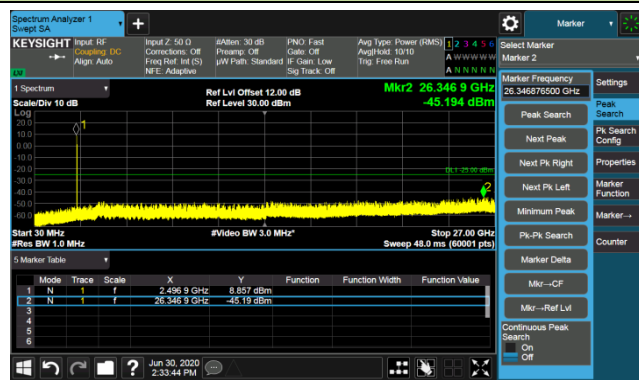


## Highest Channel



## 10+15MHz Channel Bandwidth

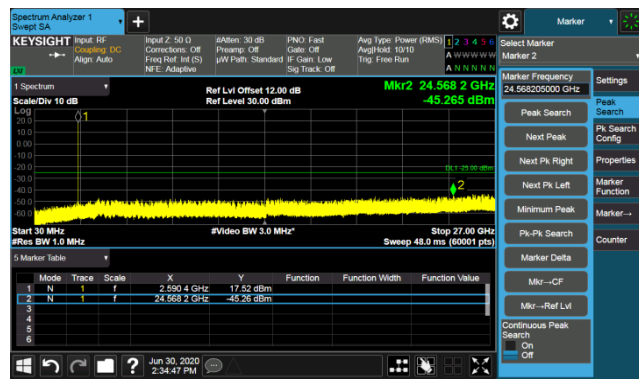
## Lowest Channel



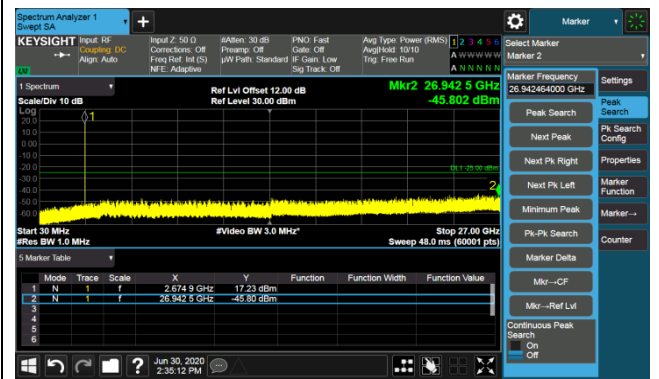
## Middle Channel/1RB@0 and 1RB@74



## Middle Channel/1RB@49 and 1RB@0

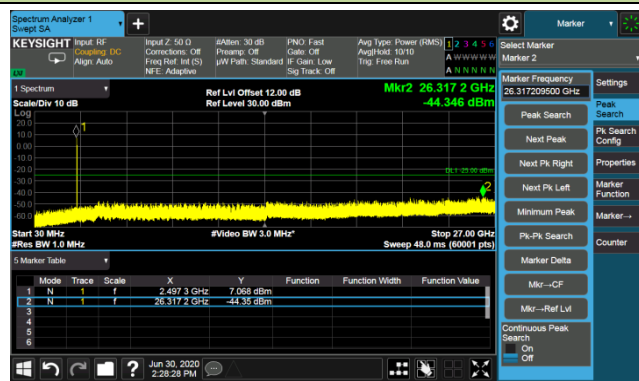


## Highest Channel

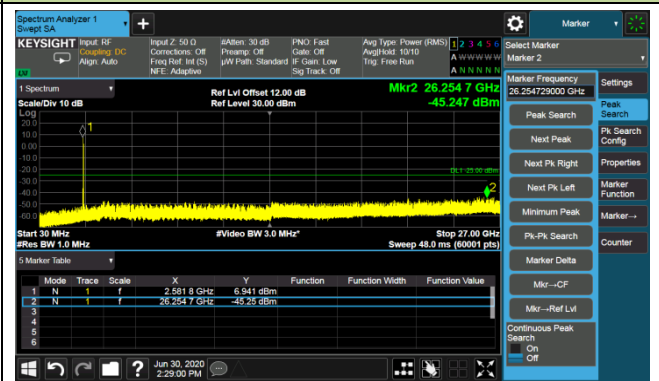


## 5+20MHz Channel Bandwidth

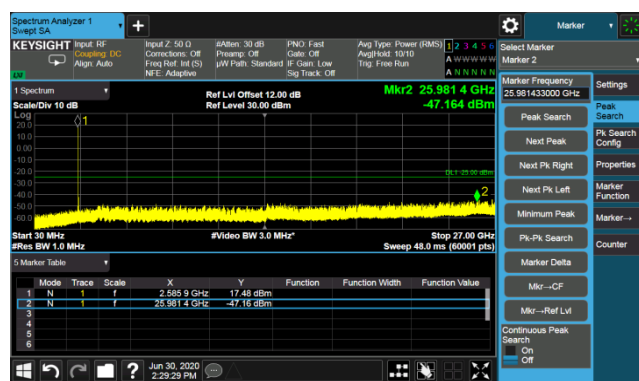
## Lowest Channel



## Middle Channel/1RB@0 and 1RB@99



## Middle Channel/1RB@24 and 1RB@0



## Highest Channel



Product	LTE-A Cat 16 M.2 Module	Test Engineer	Candy Luo
Test Date	2020/06/16	Test Site	SR6
Test Band	Band 41 For HPUE	Test Result	Pass


Channel	Frequency (MHz)	Channel Bandwidth (MHz)	Frequency Range (MHz)	Max Spurious Emissions (dBm)	Limit (dBm)	Result
39675	2498.50	5	30 ~ 27000	-43.58	≤ -25.00	Pass
40620	2593.00	5	30 ~ 27000	-43.47	≤ -25.00	Pass
40565	2687.50	5	30 ~ 27000	-44.32	≤ -25.00	Pass
39700	2501.00	10	30 ~ 27000	-44.07	≤ -25.00	Pass
40620	2593.00	10	30 ~ 27000	-42.89	≤ -25.00	Pass
41540	2685.00	10	30 ~ 27000	-44.16	≤ -25.00	Pass
39725	2503.50	15	30 ~ 27000	-43.46	≤ -25.00	Pass
40620	2593.00	15	30 ~ 27000	-43.68	≤ -25.00	Pass
41515	2682.50	15	30 ~ 27000	-43.17	≤ -25.00	Pass
39750	2506.00	20	30 ~ 27000	-44.84	≤ -25.00	Pass
40620	2593.00	20	30 ~ 27000	-44.08	≤ -25.00	Pass
41490	2680.00	20	30 ~ 27000	-43.91	≤ -25.00	Pass

## 5MHz Channel Bandwidth

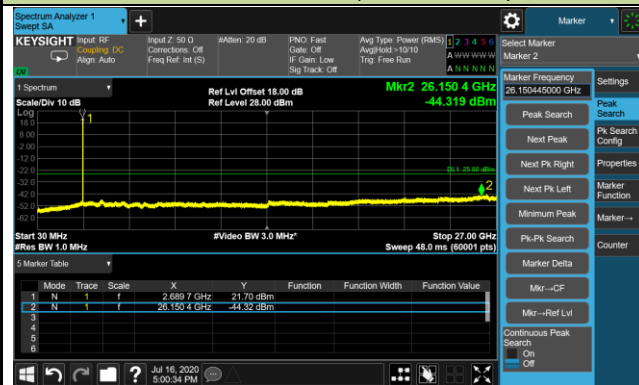
## Channel 39675 (2498.5MHz)



## Channel 40620 (2593MHz)



## Channel 40565 (2687.5MHz)



## 10MHz Channel Bandwidth

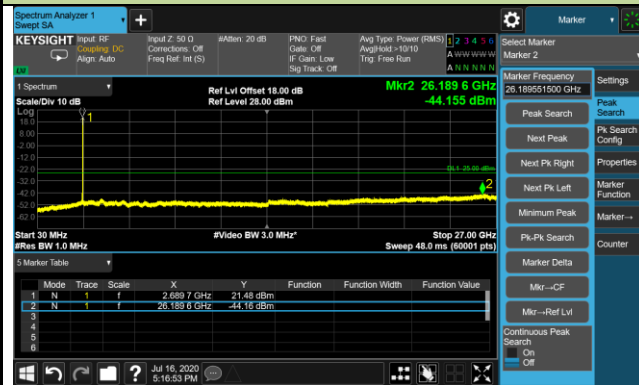
## Channel 39700 (2501MHz)



## Channel 40620 (2593MHz)

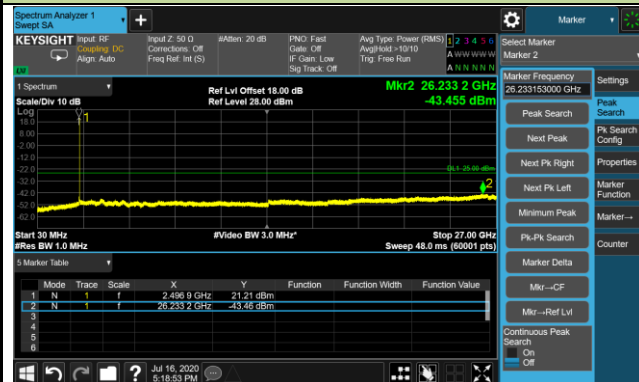


## Channel 41540 (2685MHz)



## 15MHz Channel Bandwidth

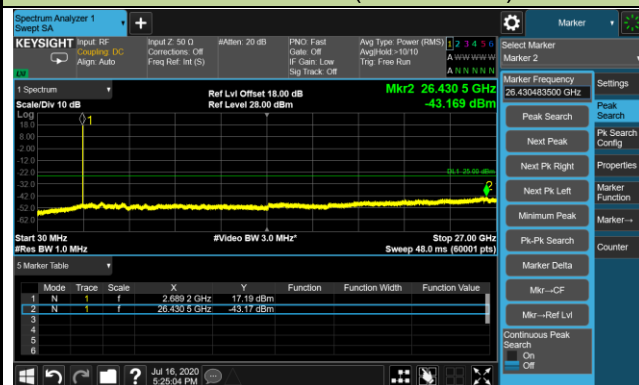
## Channel 39725 (2503.5MHz)



## Channel 40620 (2593MHz)

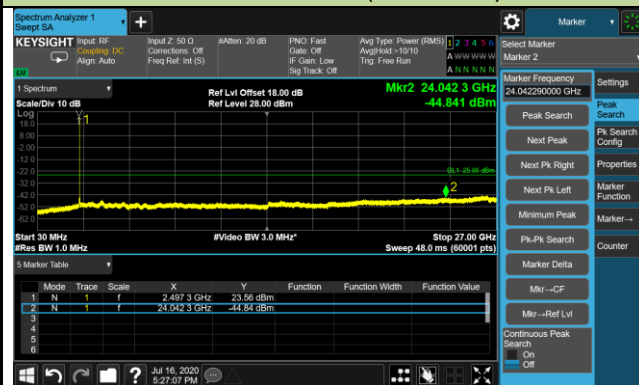


## Channel 41515 (2682.5MHz)



## 20MHz Channel Bandwidth

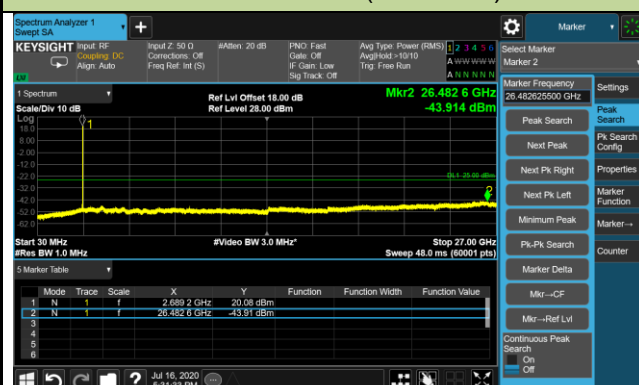
## Channel 39750 (2506MHz)



## Channel 40620 (2593MHz)



## Channel 41490 (2680MHz)



## 5.8. Radiated Spurious Emissions Measurements

### 5.8.1. Test Limit

Out of band emissions: The power of any emission outside of the authorized operating frequency ranges must be attenuated below the transmitting power (P) by a factor of at least  $43 + 10 \log(P)$  dB. The emission limit equal to -13dBm.

For Band 7, 38/41, the power of any emission outside of the authorized operating frequency ranges must be attenuated below the transmitting power (P) by a factor of at least  $55 + 10 \log(P)$  dB. The emission limit equal to -25dBm.

For LTE Band 13, For operations in the 746-758 MHz, 775-788 MHz, and 805-806 MHz bands, emissions in the band 1559-1610 MHz shall be limited to -70 dBW/MHz (-40dBm/MHz) equivalent isotropically radiated power (EIRP) for wideband signals, and -80 dBW (-50dBm) EIRP for discrete emissions of less than 700 Hz bandwidth.

$E$  (dB $\mu$ V/m) = EIRP (dBm) - 20 log D + 104.8; where D is the measurement distance in meters. The emission limit equal to 82.3dB $\mu$ V/m or 70.3dB $\mu$ V/m.

### 5.8.2. Test Procedure Used

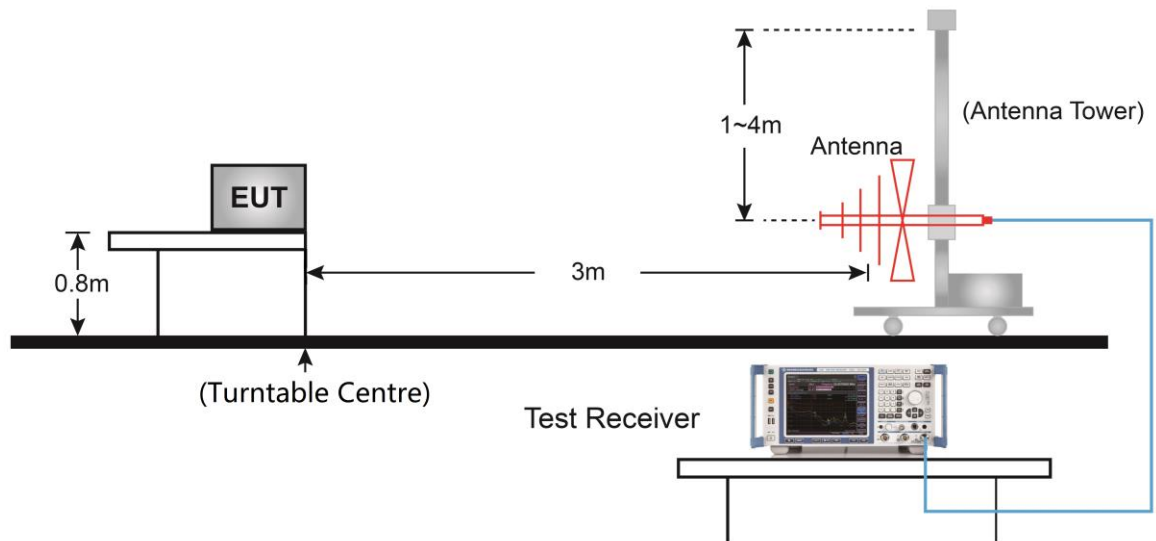
ANSI C63.26-2015 - Section 5.2.7 & 5.5

### 5.8.3. Test Setting

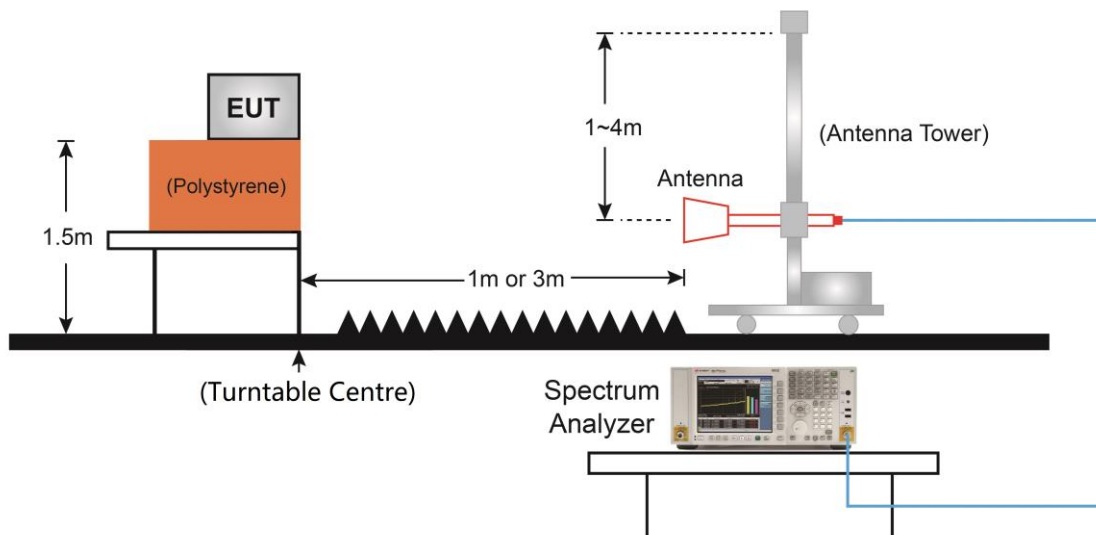
1. RBW = 1MHz
2. VBW  $\geq$  3\*RBW
3. Sweep time  $\geq$  10  $\times$  (number of points in sweep)  $\times$  (transmission symbol period)
4. Detector = Peak
5. Trace mode = max hold
6. The trace was allowed to stabilize

### 5.8.4. Test Setup

Below 1GHz Test Setup:



Above 1GHz Test Setup:



**5.8.5. Test Result**

Product	LTE-A Cat 16 M.2 Module	Temperature	23°C
Test Engineer	Buter Shi	Relative Humidity	55%
Test Site	AC1	Test Date	2020/07/02
Test Mode	LTE Band 2/25 - 1.4MHz Bandwidth, 1RB, QPSK		

Frequency (MHz)	Reading Level (dBμV)	Factor (dB)	Measure Level(dBμV/m)	Limit (dBμV/m)	Margin (dB)	Detector	Polarization
<b>Bottom CH 26047 (1850.7MHz)</b>							
330.2	24.4	15.7	40.1	82.3	-42.2	Peak	Horizontal
372.4	34.1	16.6	50.8	82.3	-31.5	Peak	Horizontal
35.8	30.8	13.5	44.3	82.3	-38.0	Peak	Vertical
371.4	23.2	16.6	39.7	82.3	-42.6	Peak	Vertical
9517.0	36.3	14.8	51.1	82.3	-31.2	Peak	Horizontal
10528.5	36.9	16.4	53.3	82.3	-29.0	Peak	Horizontal
7451.5	36.6	11.0	47.6	82.3	-34.7	Peak	Vertical
11004.5	37.0	16.5	53.5	82.3	-28.8	Peak	Vertical
<b>Middle CH 26365 (1882.5MHz)</b>							
236.1	18.4	12.3	30.7	82.3	-51.6	Peak	Horizontal
369.5	33.3	16.5	49.7	82.3	-32.6	Peak	Horizontal
35.8	30.8	13.5	44.3	82.3	-38.0	Peak	Vertical
370.5	22.6	16.5	39.2	82.3	-43.1	Peak	Vertical
8097.5	37.2	11.9	49.1	82.3	-33.2	Peak	Horizontal
11004.5	35.8	16.5	52.3	82.3	-30.0	Peak	Horizontal
8046.5	36.7	11.6	48.3	82.3	-34.0	Peak	Vertical
10928.0	35.4	16.6	52.0	82.3	-30.3	Peak	Vertical
<b>Top CH 26683 (1914.3MHz)</b>							
234.2	17.7	12.0	29.7	82.3	-52.6	Peak	Horizontal
370.5	34.1	16.5	50.6	82.3	-31.7	Peak	Horizontal
35.8	30.9	13.5	44.3	82.3	-38.0	Peak	Vertical
370.5	23.2	16.5	39.8	82.3	-42.5	Peak	Vertical
7936.0	38.1	11.4	49.5	82.3	-32.8	Peak	Horizontal
10630.5	36.4	16.2	52.6	82.3	-29.7	Peak	Horizontal
8063.5	37.2	11.5	48.7	82.3	-33.6	Peak	Vertical
10885.5	36.3	16.7	53.0	82.3	-29.3	Peak	Vertical

Note: Measure Level (dBm) = Reading Level (dBm) + Factor (dB).



Product	LTE-A Cat 16 M.2 Module	Temperature	23°C
Test Engineer	Buter Shi	Relative Humidity	55%
Test Site	AC1	Test Date	2020/07/02
Test Mode	LTE Band 4/66 - 1.4MHz Bandwidth, 1RB, QPSK		

Frequency (MHz)	Reading Level (dBμV)	Factor (dB)	Measure Level(dBμV/m)	Limit (dBμV/m)	Margin (dB)	Detector	Polarization
<b>Bottom CH 131979 (1710.7MHz)</b>							
328.8	26.4	15.7	42.1	82.3	-40.2	Peak	Horizontal
368.0	36.7	16.4	53.1	82.3	-29.2	Peak	Horizontal
35.3	32.5	13.3	45.8	82.3	-36.5	Peak	Vertical
369.0	24.0	16.5	40.5	82.3	-41.8	Peak	Vertical
9262.0	36.1	14.5	50.6	82.3	-31.7	Peak	Horizontal
10758.0	37.3	16.0	53.4	82.3	-28.9	Peak	Horizontal
7893.5	38.5	11.0	49.6	82.3	-32.7	Peak	Vertical
10639.0	36.4	16.2	52.6	82.3	-29.7	Peak	Vertical
<b>Middle CH 132322 (1745.0MHz)</b>							
232.2	19.8	11.7	31.5	82.3	-50.8	Peak	Horizontal
369.0	36.8	16.5	53.3	82.3	-29.0	Peak	Horizontal
35.8	32.5	13.5	45.9	82.3	-36.4	Peak	Vertical
371.9	23.9	16.6	40.5	82.3	-41.8	Peak	Vertical
8803.0	36.2	13.0	49.3	82.3	-33.0	Peak	Horizontal
10707.0	37.9	16.0	53.9	82.3	-28.4	Peak	Horizontal
7936.0	37.8	11.4	49.1	82.3	-33.2	Peak	Vertical
10137.5	36.7	15.6	52.3	82.3	-30.0	Peak	Vertical
<b>Top CH 132665 (1779.3MHz)</b>							
329.7	26.7	15.7	42.5	82.3	-39.8	Peak	Horizontal
370.0	35.9	16.5	52.4	82.3	-29.9	Peak	Horizontal
35.8	32.7	13.5	46.1	82.3	-36.2	Peak	Vertical
371.0	24.0	16.6	40.6	82.3	-41.7	Peak	Vertical
7953.0	36.8	11.7	48.4	82.3	-33.9	Peak	Horizontal
10945.0	36.1	16.8	52.8	82.3	-29.5	Peak	Horizontal
9517.0	36.3	14.8	51.1	82.3	-31.2	Peak	Vertical
10528.5	36.9	16.4	53.3	82.3	-29.0	Peak	Vertical

Note: Measure Level (dBm) = Reading Level (dBm) + Factor (dB).

Product	LTE-A Cat 16 M.2 Module	Temperature	23°C
Test Engineer	Buter Shi	Relative Humidity	55%
Test Site	AC1	Test Date	2020/07/02
Test Mode	LTE Band 5/26 - 1.4MHz Bandwidth, 1RB, QPSK		

Frequency (MHz)	Reading Level (dBμV)	Factor (dB)	Measure Level(dBμV/m)	Limit (dBμV/m)	Margin (dB)	Detector	Polarization
<b>Bottom CH 26697 (814.7MHz)</b>							
330.2	21.1	15.7	36.8	82.3	-45.5	Peak	Horizontal
371.9	31.1	16.6	47.7	82.3	-34.6	Peak	Horizontal
38.7	29.2	13.8	42.9	82.3	-39.4	Peak	Vertical
374.4	21.5	16.7	38.2	82.3	-44.1	Peak	Vertical
7859.5	37.5	11.1	48.6	82.3	-33.7	Peak	Horizontal
10987.5	36.3	16.6	52.9	82.3	-29.4	Peak	Horizontal
7970.0	37.5	11.5	49.1	82.3	-33.2	Peak	Vertical
10392.5	37.0	16.0	53.0	82.3	-29.3	Peak	Vertical
<b>Middle CH 26865 (831.5MHz)</b>							
329.2	22.6	15.7	38.4	82.3	-43.9	Peak	Horizontal
368.5	30.0	16.4	46.4	82.3	-35.9	Peak	Horizontal
38.7	27.6	13.8	41.4	82.3	-40.9	Peak	Vertical
373.9	22.5	16.7	39.2	82.3	-43.1	Peak	Vertical
7366.5	37.8	10.9	48.6	82.3	-33.7	Peak	Horizontal
10545.5	35.8	16.5	52.3	82.3	-30.0	Peak	Horizontal
7919.0	37.7	11.3	49.0	82.3	-33.3	Peak	Vertical
10817.5	36.4	16.2	52.6	82.3	-29.7	Peak	Vertical
<b>Top CH 27033 (848.3MHz)</b>							
330.2	21.8	15.7	37.6	82.3	-44.7	Peak	Horizontal
368.0	30.4	16.4	46.9	82.3	-35.4	Peak	Horizontal
38.7	28.7	13.8	42.5	82.3	-39.8	Peak	Vertical
371.4	20.5	16.6	37.1	82.3	-45.2	Peak	Vertical
8106.0	36.8	11.7	48.5	82.3	-33.8	Peak	Horizontal
11565.5	37.6	15.6	53.2	82.3	-29.1	Peak	Horizontal
9389.5	36.7	14.5	51.2	82.3	-31.1	Peak	Vertical
10987.5	37.1	16.6	53.7	82.3	-28.6	Peak	Vertical

Note: Measure Level (dBm) = Reading Level (dBm) + Factor (dB).

Product	LTE-A Cat 16 M.2 Module	Temperature	23°C
Test Engineer	Buter Shi	Relative Humidity	55%
Test Site	AC1	Test Date	2020/07/02
Test Mode	LTE Band 7 - 5MHz Bandwidth, 1RB, QPSK		

Frequency (MHz)	Reading Level (dBμV)	Factor (dB)	Measure Level(dBμV/m)	Limit (dBμV/m)	Margin (dB)	Detector	Polarization
<b>Bottom CH 20775 (2502.5MHz)</b>							
325.4	27.4	15.7	43.1	70.3	-27.2	Peak	Horizontal
370.0	37.5	16.5	54.0	70.3	-16.3	Peak	Horizontal
35.3	31.1	13.3	44.5	70.3	-25.8	Peak	Vertical
370.5	24.5	16.5	41.0	70.3	-29.3	Peak	Vertical
7995.5	38.8	11.3	50.0	70.3	-20.3	Peak	Horizontal
11106.5	37.1	16.0	53.1	70.3	-17.2	Peak	Horizontal
8259.0	38.0	11.5	49.6	70.3	-20.7	Peak	Vertical
10834.5	36.5	16.4	53.0	70.3	-17.3	Peak	Vertical
<b>Middle CH 21100 (2535.0MHz)</b>							
329.2	27.2	15.7	42.9	70.3	-27.4	Peak	Horizontal
371.4	36.5	16.6	53.1	70.3	-17.2	Peak	Horizontal
35.8	31.6	13.5	45.0	70.3	-25.3	Peak	Vertical
369.5	24.9	16.5	41.4	70.3	-28.9	Peak	Vertical
7961.5	37.1	11.6	48.7	70.3	-21.6	Peak	Horizontal
10392.5	36.6	16.0	52.6	70.3	-17.7	Peak	Horizontal
8063.5	38.1	11.5	49.6	70.3	-20.7	Peak	Vertical
10817.5	36.9	16.2	53.1	70.3	-17.2	Peak	Vertical
<b>Top CH 21425 (2567.5MHz)</b>							
329.2	27.0	15.7	42.7	70.3	-27.6	Peak	Horizontal
372.4	35.9	16.6	52.5	70.3	-17.8	Peak	Horizontal
35.8	31.5	13.5	44.9	70.3	-25.4	Peak	Vertical
368.5	25.7	16.4	42.1	70.3	-28.2	Peak	Vertical
7970.0	38.3	11.5	49.9	70.3	-20.4	Peak	Horizontal
10945.0	35.9	16.8	52.6	70.3	-17.7	Peak	Horizontal
7936.0	37.6	11.4	49.0	70.3	-21.3	Peak	Vertical
10197.0	37.1	15.8	52.9	70.3	-17.4	Peak	Vertical

Note: Measure Level (dBm) = Reading Level (dBm) + Factor (dB).

Product	LTE-A Cat 16 M.2 Module	Temperature	23°C
Test Engineer	Buter Shi	Relative Humidity	55%
Test Site	AC1	Test Date	2020/07/02
Test Mode	LTE Band 12 - 1.4MHz Bandwidth, 1RB, QPSK		

Frequency (MHz)	Reading Level (dBμV)	Factor (dB)	Measure Level(dBμV/m)	Limit (dBμV/m)	Margin (dB)	Detector	Polarization
<b>Bottom CH 23017 (699.7MHz)</b>							
35.8	31.5	13.5	44.9	82.3	-37.4	Peak	Horizontal
368.5	25.7	16.4	42.1	82.3	-40.2	Peak	Horizontal
38.7	28.5	13.8	42.2	82.3	-40.1	Peak	Vertical
158.5	20.0	14.6	34.6	82.3	-47.7	Peak	Vertical
8310.0	38.6	11.2	49.8	82.3	-32.5	Peak	Horizontal
10877.0	36.7	16.8	53.4	82.3	-28.9	Peak	Horizontal
8259.0	37.5	11.5	49.0	82.3	-33.3	Peak	Vertical
11242.5	36.9	16.2	53.2	82.3	-29.1	Peak	Vertical
<b>Bottom CH 23095 (707.5MHz)</b>							
46.5	21.1	14.5	35.6	82.3	-46.7	Peak	Horizontal
369.5	34.0	16.5	50.5	82.3	-31.8	Peak	Horizontal
35.3	33.4	13.3	46.7	82.3	-35.6	Peak	Vertical
120.7	22.6	12.1	34.7	82.3	-47.6	Peak	Vertical
7978.5	37.4	11.4	48.9	82.3	-33.4	Peak	Horizontal
10877.0	36.0	16.8	52.7	82.3	-29.6	Peak	Horizontal
7944.5	37.5	11.5	49.0	82.3	-33.3	Peak	Vertical
10928.0	36.7	16.6	53.3	82.3	-29.0	Peak	Vertical
<b>Bottom CH 23173 (715.3MHz)</b>							
148.8	21.7	14.4	36.1	82.3	-46.2	Peak	Horizontal
371.4	34.8	16.6	51.4	82.3	-30.9	Peak	Horizontal
36.3	32.4	13.5	45.9	82.3	-36.4	Peak	Vertical
372.4	24.0	16.6	40.7	82.3	-41.6	Peak	Vertical
8046.5	38.0	11.6	49.6	82.3	-32.7	Peak	Horizontal
10868.5	36.7	16.6	53.3	82.3	-29.0	Peak	Horizontal
8004.0	37.7	11.3	49.0	82.3	-33.3	Peak	Vertical
11531.5	37.0	15.9	52.9	82.3	-29.4	Peak	Vertical

Note: Measure Level (dBm) = Reading Level (dBm) + Factor (dB).

Product	LTE-A Cat 16 M.2 Module	Temperature	23°C
Test Engineer	Buter Shi	Relative Humidity	55%
Test Site	AC1	Test Date	2020/07/02
Test Mode	LTE Band 13 - 5MHz Bandwidth, 1RB, QPSK		

Frequency (MHz)	Reading Level (dBμV)	Factor (dB)	Measure Level(dBμV/m)	Limit (dBμV/m)	Margin (dB)	Detector	Polarization
<b>Bottom CH 2305 (779.5MHz)</b>							
312.3	30.3	20.4	50.7	82.3	-31.6	Peak	Horizontal
361.7	27.3	21.3	48.6	82.3	-33.7	Peak	Horizontal
311.3	21.4	20.4	41.8	82.3	-40.5	Peak	Vertical
360.3	23.1	21.3	44.3	82.3	-38.0	Peak	Vertical
1554.5	36.4	-4.7	31.8	82.3	-50.5	Peak	Horizontal
2331.8	33.3	-1.1	32.2	82.3	-50.1	Peak	Horizontal
1554.5	36.1	-4.7	31.4	82.3	-50.9	Peak	Vertical
2331.8	33.7	-1.1	32.6	82.3	-49.7	Peak	Vertical
<b>Middle CH 23230 (782.0MHz)</b>							
311.3	27.8	20.4	48.1	82.3	-34.2	Peak	Horizontal
360.3	24.6	21.3	45.9	82.3	-36.4	Peak	Horizontal
311.3	20.3	20.4	40.7	82.3	-41.6	Peak	Vertical
360.3	22.1	21.3	43.3	82.3	-39.0	Peak	Vertical
1559.5	36.2	-4.6	31.6	55.3	-23.7	Peak	Horizontal
2339.3	32.8	-1.1	31.7	82.3	-50.6	Peak	Horizontal
1559.5	36.9	-4.6	32.3	55.3	-23.0	Peak	Vertical
2339.3	33.2	-1.1	32.1	82.3	-50.2	Peak	Vertical
<b>Top CH 23255 (784.5MHz)</b>							
314.2	28.8	20.5	49.3	82.3	-33.0	Peak	Horizontal
361.3	25.5	21.3	46.8	82.3	-35.5	Peak	Horizontal
310.3	20.2	20.4	40.6	82.3	-41.7	Peak	Vertical
363.2	22.3	21.4	43.6	82.3	-38.7	Peak	Vertical
1564.5	36.5	-4.5	32.0	55.3	-23.2	Peak	Horizontal
2346.8	33.0	-1.2	31.8	82.3	-50.5	Peak	Horizontal
1564.5	36.0	-4.5	31.5	55.3	-23.8	Peak	Vertical
2346.8	33.0	-1.2	31.9	82.3	-50.4	Peak	Vertical

Note: Measure Level (dBm) = Reading Level (dBm) + Factor (dB).

Product	LTE-A Cat 16 M.2 Module	Temperature	23°C
Test Engineer	Buter Shi	Relative Humidity	55%
Test Site	AC1	Test Date	2020/07/02
Test Mode	LTE Band 38/41 - 5MHz Bandwidth, 1RB, QPSK		

Frequency (MHz)	Reading Level (dBμV)	Factor (dB)	Measure Level(dBμV/m)	Limit (dBμV/m)	Margin (dB)	Detector	Polarization
<b>Bottom CH 39675 (2498.5MHz)</b>							
327.8	26.8	15.7	42.5	70.3	-27.8	Peak	Horizontal
371.0	36.9	16.6	53.5	70.3	-16.8	Peak	Horizontal
36.3	31.4	13.5	44.8	70.3	-25.5	Peak	Vertical
371.0	24.2	16.6	40.7	70.3	-29.6	Peak	Vertical
7978.5	37.9	11.4	49.4	70.3	-20.9	Peak	Horizontal
10894.0	36.5	16.5	53.0	70.3	-17.3	Peak	Horizontal
7953.0	36.7	11.7	48.4	70.3	-21.9	Peak	Vertical
10945.0	35.9	16.8	52.7	70.3	-17.6	Peak	Vertical
<b>Middle CH 40620 (2593.0MHz)</b>							
330.7	26.5	15.7	42.2	70.3	-28.1	Peak	Horizontal
372.4	37.0	16.6	53.7	70.3	-16.6	Peak	Horizontal
35.3	31.7	13.3	45.1	70.3	-25.2	Peak	Vertical
372.9	24.3	16.7	40.9	70.3	-29.4	Peak	Vertical
8012.5	36.8	11.4	48.2	70.3	-22.1	Peak	Horizontal
10673.0	36.6	16.0	52.6	70.3	-17.7	Peak	Horizontal
7757.5	39.1	10.7	49.9	70.3	-20.4	Peak	Vertical
10358.5	37.2	16.2	53.4	70.3	-16.9	Peak	Vertical
<b>Top CH 40565 (2687.5MHz)</b>							
328.3	26.7	15.7	42.4	70.3	-27.9	Peak	Horizontal
369.0	37.8	16.5	54.2	70.3	-16.1	Peak	Horizontal
35.8	31.8	13.5	45.3	70.3	-25.0	Peak	Vertical
371.4	25.3	16.6	41.9	70.3	-28.4	Peak	Vertical
7970.0	37.1	11.5	48.7	70.3	-21.6	Peak	Horizontal
11642.0	38.1	15.3	53.3	70.3	-17.0	Peak	Horizontal
7757.5	38.3	10.7	49.0	70.3	-21.3	Peak	Vertical
11361.5	36.9	16.0	52.9	70.3	-17.4	Peak	Vertical

Note: Measure Level (dBm) = Reading Level (dBm) + Factor (dB).

Product	LTE-A Cat 16 M.2 Module	Temperature	23°C
Test Engineer	Buter Shi	Relative Humidity	55%
Test Site	AC1	Test Date	2020/08/04
Test Mode	LTE Band 41 For HPUE - 5MHz Bandwidth, 1RB, QPSK		

Frequency (MHz)	Reading Level (dBμV)	Factor (dB)	Measure Level(dBμV/m)	Limit (dBμV/m)	Margin (dB)	Detector	Polarization
<b>Bottom CH 39675 (2498.5MHz)</b>							
311.3	19.9	20.4	40.3	70.3	-30.0	Peak	Horizontal
363.7	19.9	21.4	41.3	70.3	-29.0	Peak	Horizontal
312.3	29.1	20.4	49.5	70.3	-20.8	Peak	Vertical
361.3	26.0	21.3	47.3	70.3	-23.0	Peak	Vertical
4992.7	30.7	4.0	34.7	70.3	-35.6	Peak	Horizontal
7489.0	32.1	12.2	44.2	70.3	-26.1	Peak	Horizontal
4992.7	31.9	4.0	35.9	70.3	-34.4	Peak	Vertical
7489.0	33.7	12.2	45.9	70.3	-24.4	Peak	Vertical
<b>Middle CH 40620 (2593.0MHz)</b>							
312.3	29.4	20.4	49.8	70.3	-20.5	Peak	Horizontal
360.3	26.6	21.3	47.9	70.3	-22.4	Peak	Horizontal
311.8	20.4	20.4	40.8	70.3	-29.5	Peak	Vertical
361.7	19.8	21.3	41.2	70.3	-29.1	Peak	Vertical
5151.7	31.1	4.5	35.6	70.3	-34.7	Peak	Horizontal
7772.5	30.3	11.9	42.2	70.3	-28.1	Peak	Horizontal
5181.7	34.6	4.5	39.0	70.3	-31.3	Peak	Vertical
7772.5	32.9	11.9	44.8	70.3	-25.5	Peak	Vertical
<b>Top CH 40565 (2687.5MHz)</b>							
313.2	29.0	20.5	49.5	70.3	-20.8	Peak	Horizontal
362.2	26.0	21.3	47.4	70.3	-22.9	Peak	Horizontal
311.3	19.9	20.4	40.3	70.3	-30.0	Peak	Vertical
359.3	19.7	21.3	41.0	70.3	-29.3	Peak	Vertical
5370.7	30.7	4.3	35.0	70.3	-35.3	Peak	Horizontal
8056.0	28.7	12.7	41.4	70.3	-28.9	Peak	Horizontal
5369.0	40.4	0.0	40.5	70.3	-29.8	Peak	Vertical
10834.5	34.8	13.9	48.6	70.3	-21.7	Peak	Vertical

Note: Measure Level (dBm) = Reading Level (dBm) + Factor (dB).

## 6. CONCLUSION

The data collected relate only the item(s) tested and show that unit is compliance with FCC Rules.



## **Appendix A - Test Setup Photograph**

Refer to "2009RSU020-UT" file.

## **Appendix B - EUT Photograph**

Refer to "2009RSU020-UE" file.