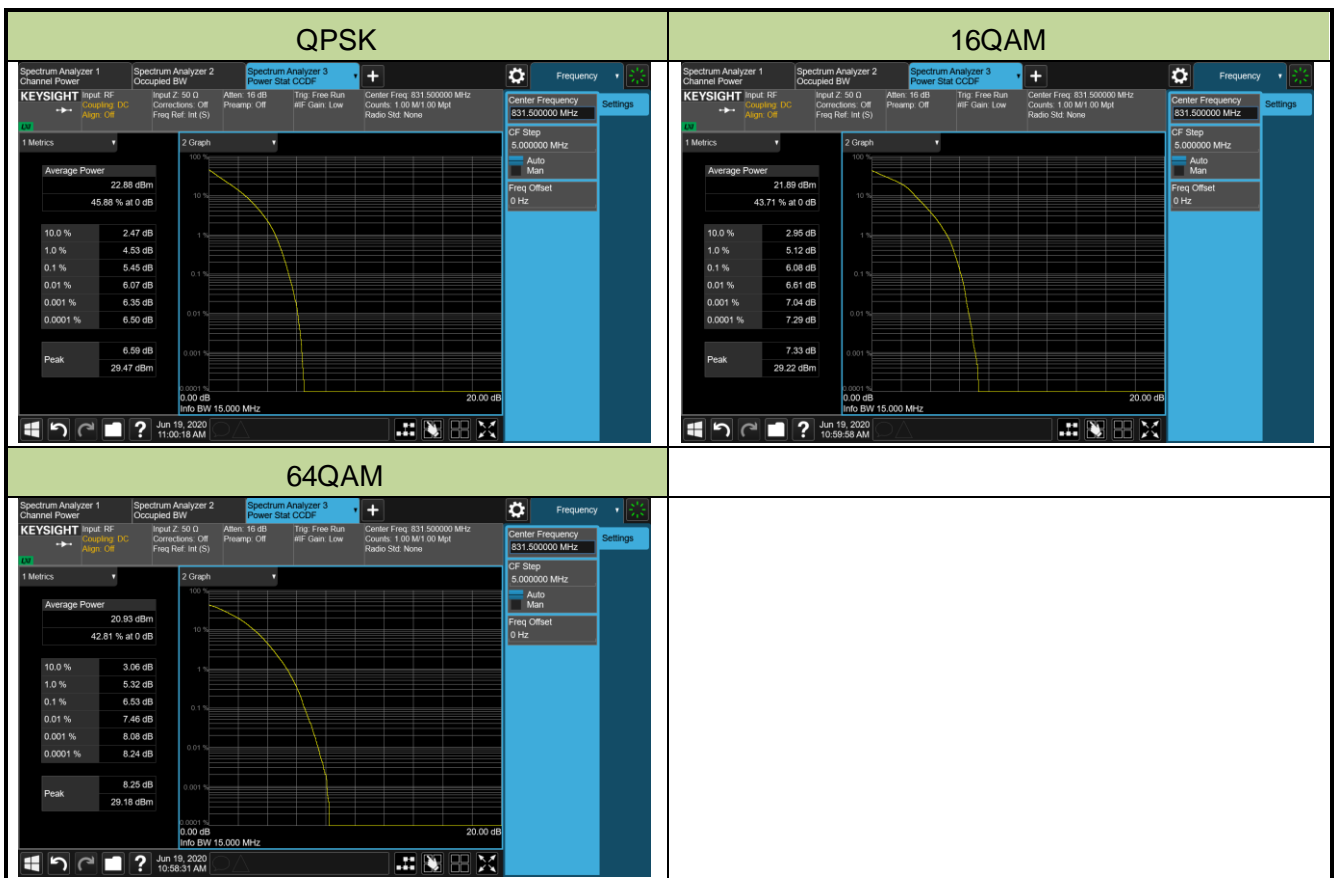


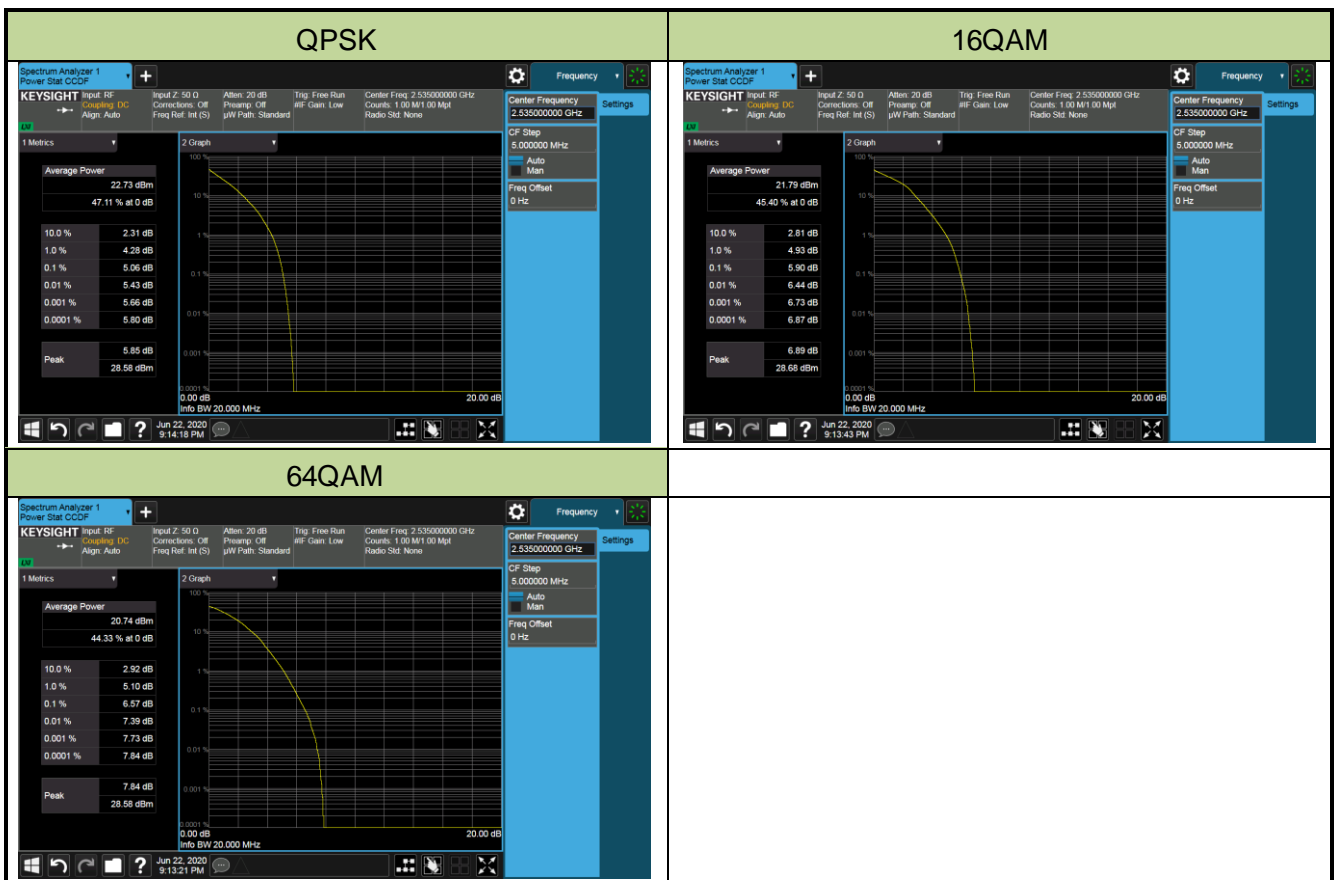
Product	LTE-A Cat 16 M.2 Module	Test Engineer	Candy Luo
Test Date	2020/06/19	Test Site	SR6
Test Band	Band 5/26	Test Result	Pass

Channel No.	Frequency (MHz)	Channel Bandwidth (MHz)	Peak to Average Ratio (dB)	Limit (dB)	Result
QPSK					
20525	836.5	10	5.45	≤ 13.00	Pass
16QAM					
20525	836.5	10	6.08	≤ 13.00	Pass
64QAM					
20525	836.5	10	6.53	≤ 13.00	Pass



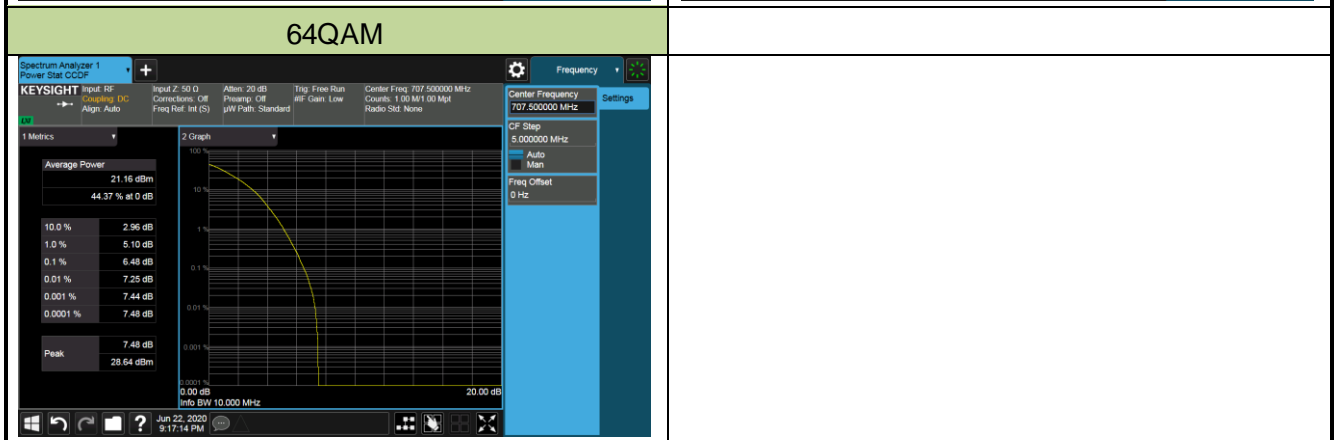
Product	LTE-A Cat 16 M.2 Module	Test Engineer	Candy Luo
Test Date	2020/06/22	Test Site	SR6
Test Band	Band 7	Test Result	Pass

Channel No.	Frequency (MHz)	Channel Bandwidth (MHz)	Peak to Average Ratio (dB)	Limit (dB)	Result
QPSK					
21100	2535.0	20	5.06	≤ 13.00	Pass
16QAM					
21100	2535.0	20	5.90	≤ 13.00	Pass
64QAM					
21100	2535.0	20	6.57	≤ 13.00	Pass



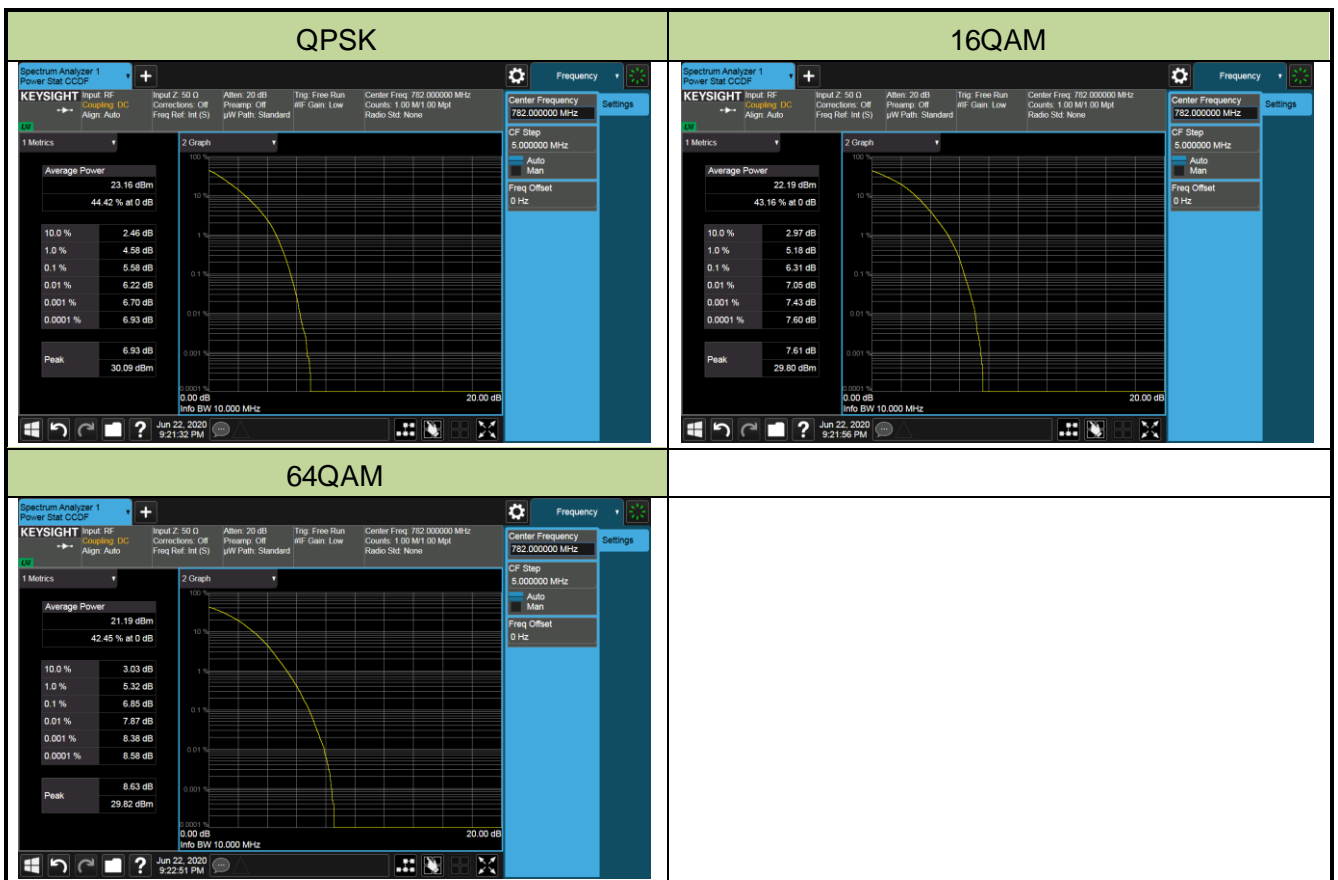
Product	LTE-A Cat 16 M.2 Module	Test Engineer	Candy Luo
Test Date	2020/06/22	Test Site	SR6
Test Band	Band 12	Test Result	Pass

Channel No.	Frequency (MHz)	Channel Bandwidth (MHz)	Peak to Average Ratio (dB)	Limit (dB)	Result
QPSK					
26365	707.5	10	5.02	≤ 13.00	Pass
16QAM					
26365	707.5	10	5.85	≤ 13.00	Pass
64QAM					
26365	707.5	10	6.48	≤ 13.00	Pass



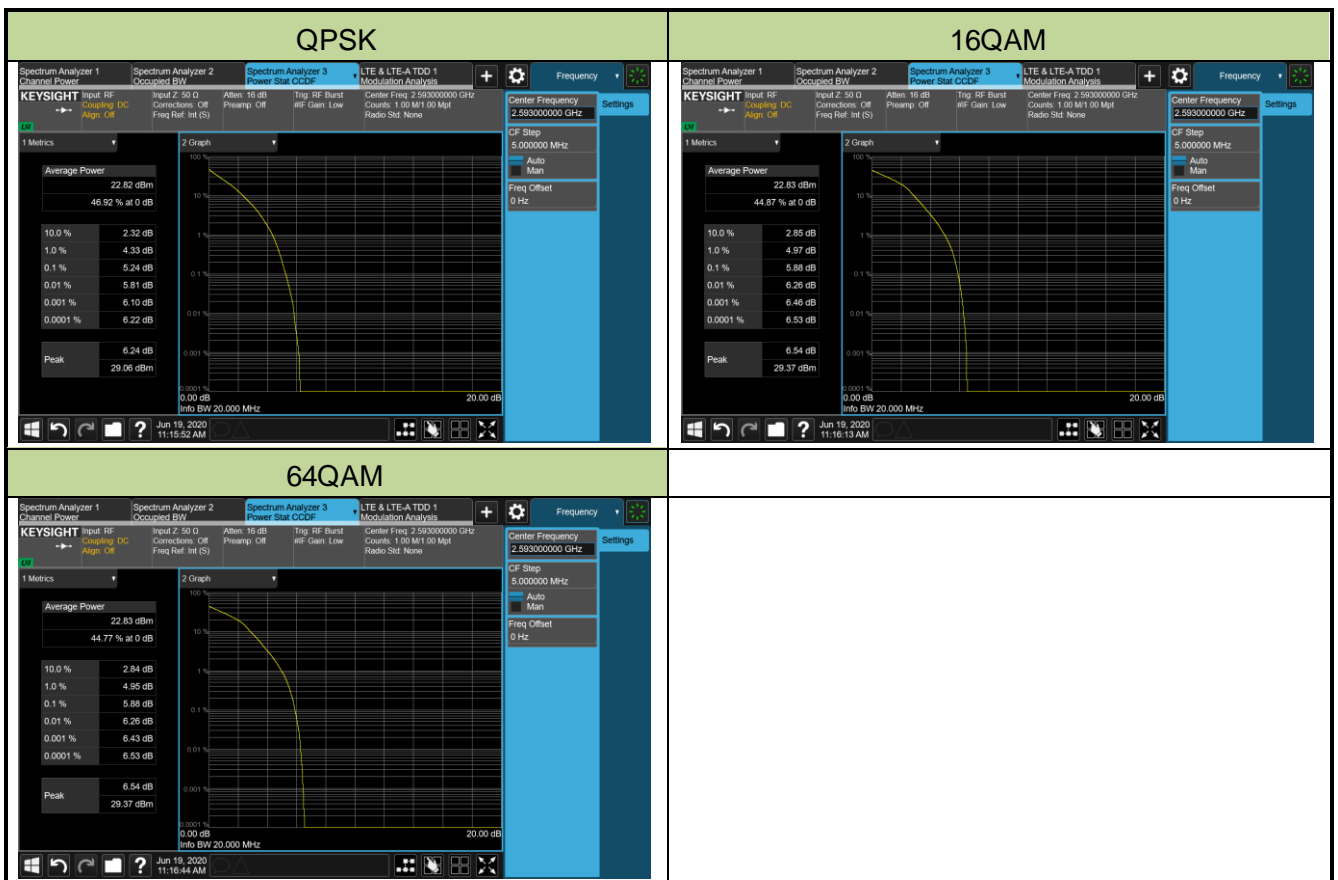
Product	LTE-A Cat 16 M.2 Module	Test Engineer	Candy Luo
Test Date	2020/06/22	Test Site	SR6
Test Band	Band 13	Test Result	Pass

Channel No.	Frequency (MHz)	Channel Bandwidth (MHz)	Peak to Average Ratio (dB)	Limit (dB)	Result
QPSK					
132322	782	10	5.58	≤ 13.00	Pass
16QAM					
132322	782	10	6.31	≤ 13.00	Pass
64QAM					
132322	782	10	6.85	≤ 13.00	Pass



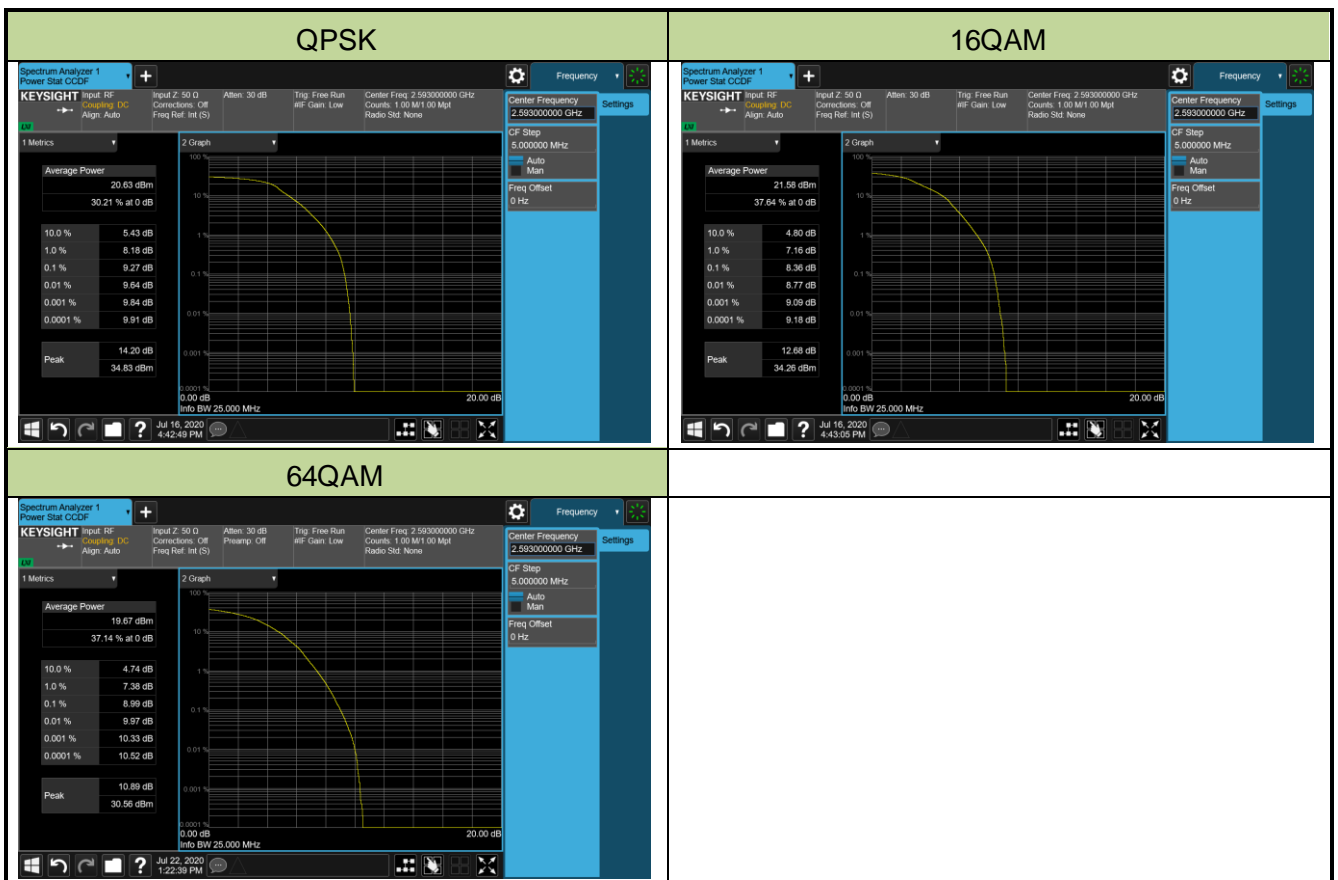
Product	LTE-A Cat 16 M.2 Module	Test Engineer	Candy Luo
Test Date	2020/06/19	Test Site	SR6
Test Band	Band 38/41	Test Result	Pass

Channel No.	Frequency (MHz)	Channel Bandwidth (MHz)	Peak to Average Ratio (dB)	Limit (dB)	Result
QPSK					
38000	2595.0	20	5.24	≤ 13.00	Pass
16QAM					
38000	2595.0	20	5.88	≤ 13.00	Pass
64QAM					
38000	2595.0	20	5.88	≤ 13.00	Pass



Product	LTE-A Cat 16 M.2 Module	Test Engineer	Candy Luo
Test Date	2020/07/16	Test Site	SR6
Test Band	Band 41 For HPUE	Test Result	Pass

Channel No.	Frequency (MHz)	Channel Bandwidth (MHz)	Peak to Average Ratio (dB)	Limit (dB)	Result
QPSK					
40620	2593.0	20	9.27	≤ 13.00	Pass
16QAM					
40620	2593.0	20	8.36	≤ 13.00	Pass
64QAM					
40620	2593.0	20	8.99	≤ 13.00	Pass



5.7. Conducted Spurious Emissions

5.7.1. Test Limit

The level of the carrier and the various conducted spurious and harmonic frequencies is measured by means of a calibrated spectrum analyzer. The spectrum is scanned from the lowest frequency generated in the equipment up to a frequency including its 10th harmonic. All out of band emissions are measured with a spectrum analyzer connected to the antenna terminal of the EUT while the EUT is operating at its maximum duty cycle, at maximum power, and at the appropriate frequencies. All data rates were investigated to determine the worst-case configuration. All modes of operation were investigated and the worst-case configuration results are reported in this section.

The power of any emission outside of the authorized operating frequency ranges must be attenuated below the transmitting power (P) by a factor of at least $43 + 10 \log(P)$ dB.

For Band 7, 38/41 the power of any emission outside of the authorized operating frequency ranges must be attenuated below the transmitting power (P) by a factor of at least $55 + 10 \log(P)$ dB.


5.7.2. Test Procedure Used

ANSI C63.26-2015 - Section 5.7

5.7.3. Test Setting

1. Set the analyzer frequency to low, mid, high channel.
2. RBW = 1MHz
3. VBW $\geq 3 \cdot$ RBW
4. Sweep time = auto
5. Detector = power averaging (rms)
6. Set sweep trigger to "free run."
7. User gate triggered such that the analyzer only sweeps when the device is transmitting at full power.
8. Trace average at least 100 traces in power averaging (rms) mode if sweep is set to auto-couple.
To accurately determine the average power over the on and off time of the transmitter, it can be necessary to increase the number of traces to be averaged above 100, or if using a manually configured sweep time, increase the sweep time.

5.7.4. Test Setup



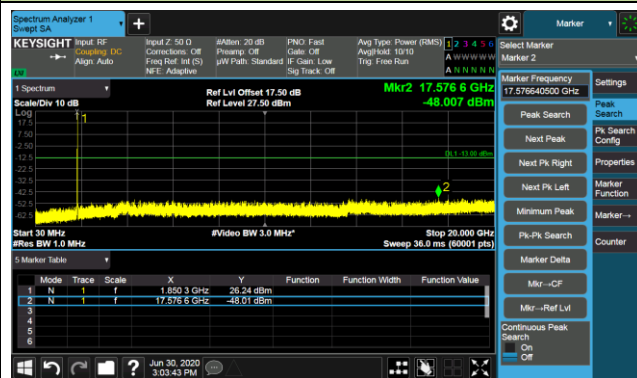
5.7.5. Test Result

Product	LTE-A Cat 16 M.2 Module	Test Engineer	Candy Luo
Test Date	2020/06/30	Test Site	SR6
Test Band	Band 2/25	Test Result	Pass

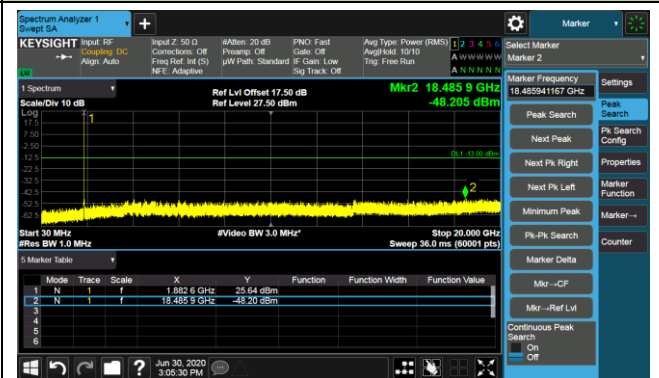
Channel	Frequency (MHz)	Channel Bandwidth (MHz)	Frequency Range (MHz)	Max Spurious Emissions (dBm)	Limit (dBm)	Result
26047	1850.7	1.4	30 ~ 20000	-48.01	≤ -13.00	Pass
26365	1882.5	1.4	30 ~ 20000	-48.20	≤ -13.00	Pass
26683	1914.3	1.4	30 ~ 20000	-46.97	≤ -13.00	Pass
26055	1851.5	3	30 ~ 20000	-47.43	≤ -13.00	Pass
26365	1882.5	3	30 ~ 20000	-46.66	≤ -13.00	Pass
26675	1913.5	3	30 ~ 20000	-47.23	≤ -13.00	Pass
26065	1852.5	5	30 ~ 20000	-47.38	≤ -13.00	Pass
26365	1882.5	5	30 ~ 20000	-46.78	≤ -13.00	Pass
26665	1912.5	5	30 ~ 20000	-48.20	≤ -13.00	Pass
16390	1855.0	10	30 ~ 20000	-46.79	≤ -13.00	Pass
26365	1882.5	10	30 ~ 20000	-48.14	≤ -13.00	Pass
26640	1910.0	10	30 ~ 20000	-46.83	≤ -13.00	Pass
26115	1857.5	15	30 ~ 20000	-47.88	≤ -13.00	Pass
26365	1882.5	15	30 ~ 20000	-47.39	≤ -13.00	Pass
26615	1907.5	15	30 ~ 20000	-47.16	≤ -13.00	Pass
26140	1860.0	20	30 ~ 20000	-46.45	≤ -13.00	Pass
26365	1882.5	20	30 ~ 20000	-48.13	≤ -13.00	Pass
26590	1905.0	20	30 ~ 20000	-48.07	≤ -13.00	Pass

1.4MHz Channel Bandwidth

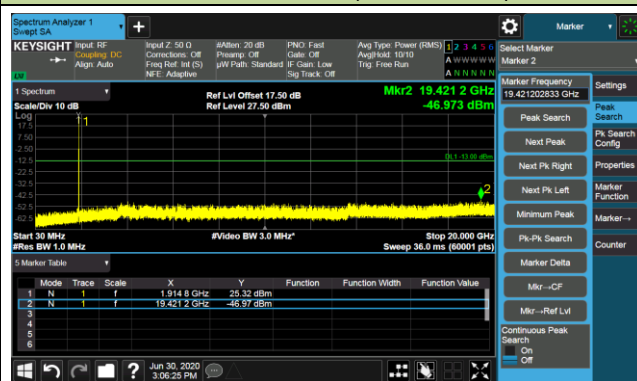
Channel 26047 (1850.7MHz)



Channel 26365 (1882.5MHz)

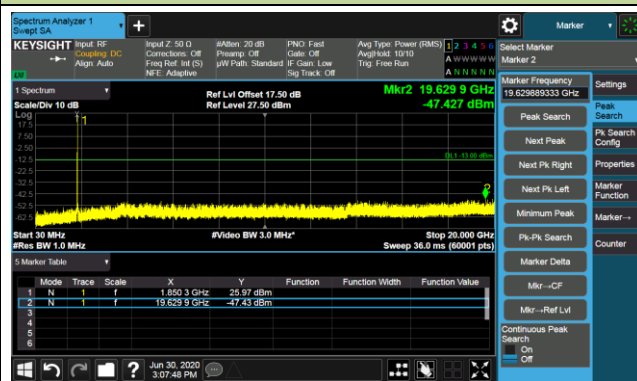


Channel 26683 (1914.3MHz)

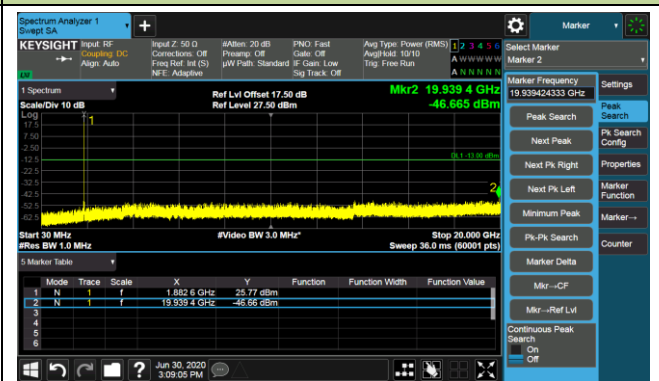


3MHz Channel Bandwidth

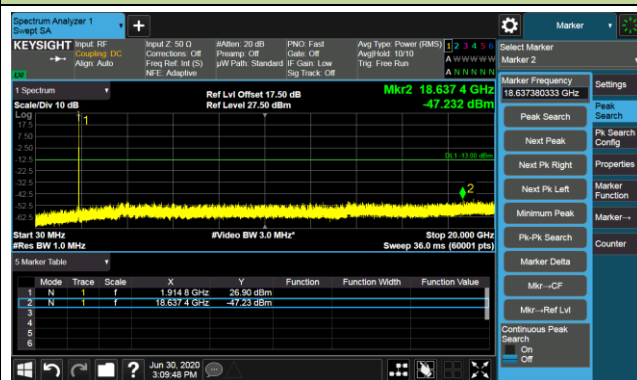
Channel 26055 (1851.5MHz)



Channel 26365 (1882.5MHz)

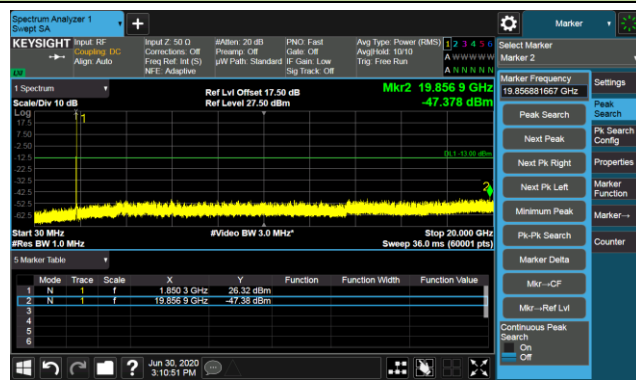


Channel 26675 (1913.5MHz)

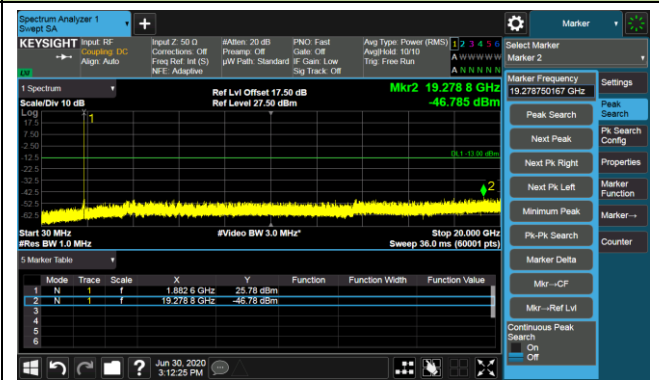


5MHz Channel Bandwidth

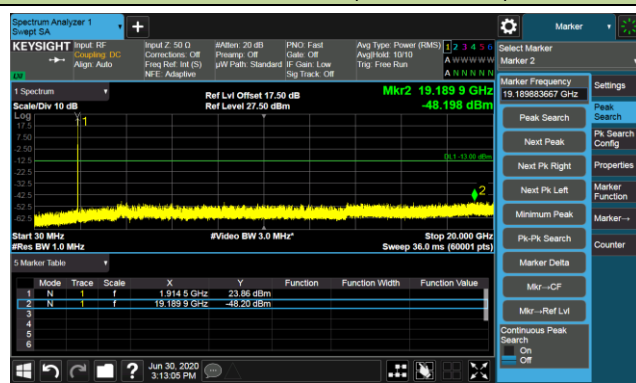
Channel 26065 (1852.5MHz)



Channel 26365 (1882.5MHz)



Channel 26665 (1912.5MHz)



10MHz Channel Bandwidth

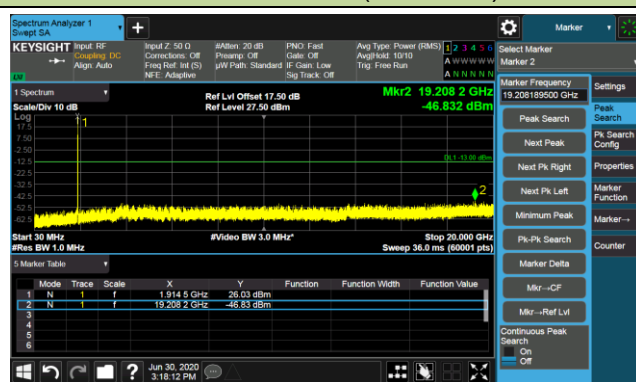
Channel 16390 (1855MHz)



Channel 26365 (1882.5MHz)

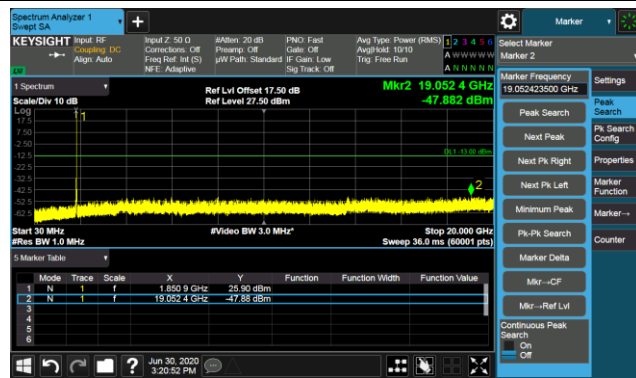


Channel 26640 (1910MHz)

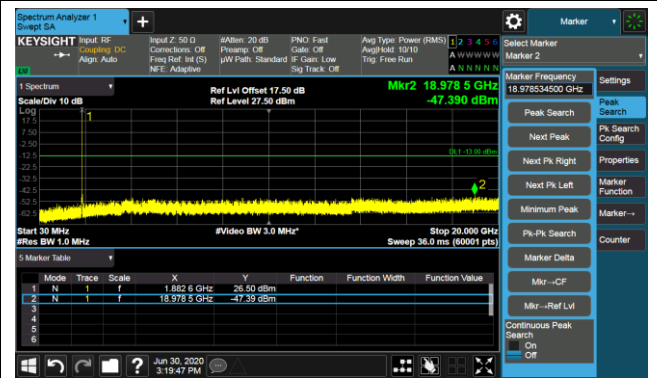


15MHz Channel Bandwidth

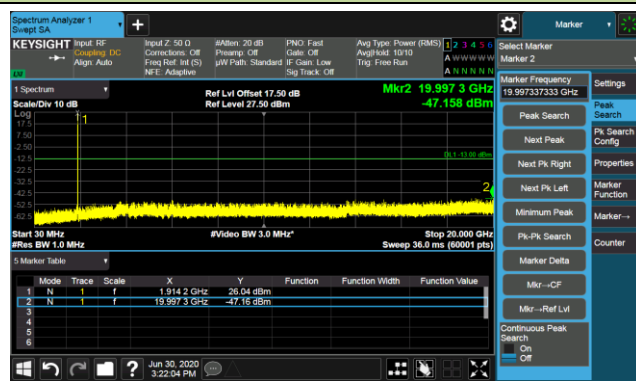
Channel 26115 (1857MHz)



Channel 26365 (1882.5MHz)

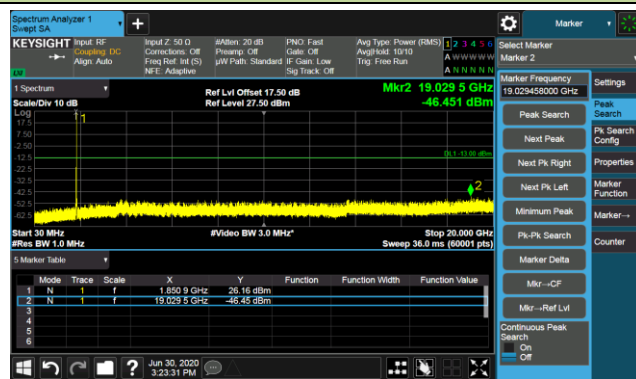


Channel 26615 (1907.5MHz)

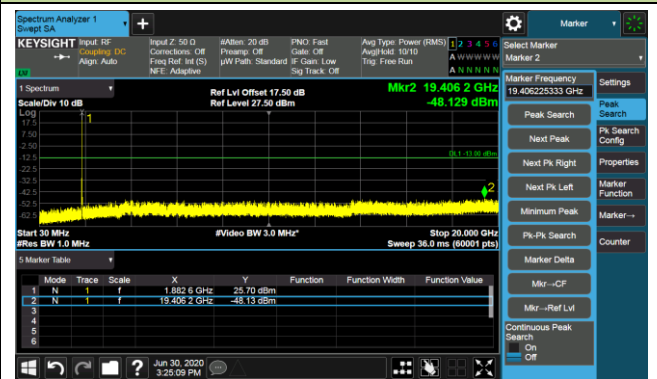


20MHz Channel Bandwidth

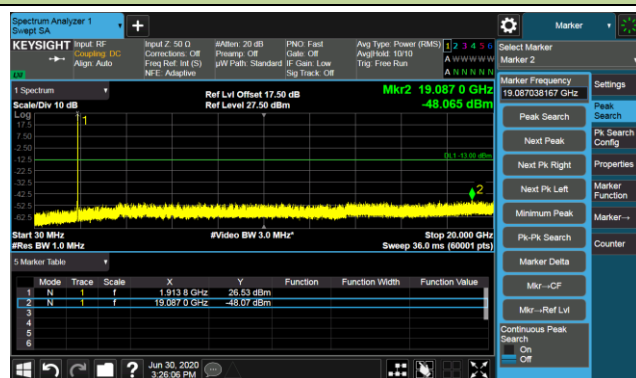
Channel 26140 (1860MHz)



Channel 26365 (1882.5MHz)



Channel 26590 (1905MHz)

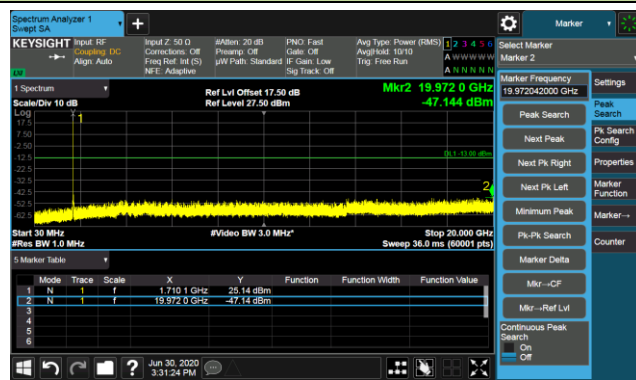


Product	LTE-A Cat 16 M.2 Module	Test Engineer	Candy Luo
Test Date	2020/06/30	Test Site	SR6
Test Band	Band 4/66	Test Result	Pass

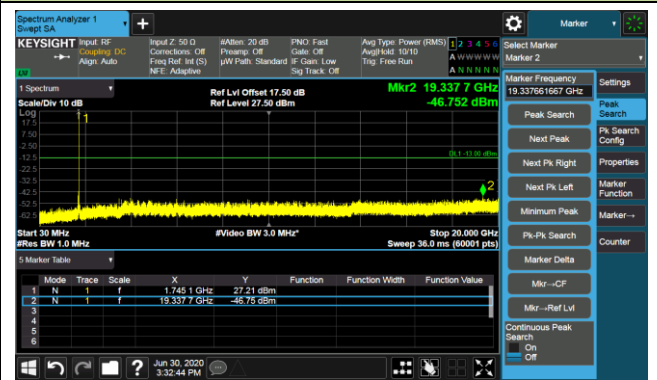
Channel	Frequency (MHz)	Channel Bandwidth (MHz)	Frequency Range (MHz)	Max Spurious Emissions (dBm)	Limit (dBm)	Result
131979	1710.7	1.4	30 ~ 20000	-47.14	≤ -13.00	Pass
132322	1745.0	1.4	30 ~ 20000	-46.75	≤ -13.00	Pass
132665	1779.3	1.4	30 ~ 20000	-46.22	≤ -13.00	Pass
131987	1711.5	3	30 ~ 20000	-47.88	≤ -13.00	Pass
132322	1745.0	3	30 ~ 20000	-48.68	≤ -13.00	Pass
132657	1778.5	3	30 ~ 20000	-47.60	≤ -13.00	Pass
131997	1712.5	5	30 ~ 20000	-47.37	≤ -13.00	Pass
132322	1745.0	5	30 ~ 20000	-47.72	≤ -13.00	Pass
132647	1777.5	5	30 ~ 20000	-47.89	≤ -13.00	Pass
132022	1715.0	10	30 ~ 20000	-45.87	≤ -13.00	Pass
132322	1745.0	10	30 ~ 20000	-48.39	≤ -13.00	Pass
132622	1775.0	10	30 ~ 20000	-48.05	≤ -13.00	Pass
132047	1717.5	15	30 ~ 20000	-52.53	≤ -13.00	Pass
132322	1745.0	15	30 ~ 20000	-55.39	≤ -13.00	Pass
132597	1772.5	15	30 ~ 20000	-52.05	≤ -13.00	Pass
132072	1720.0	20	30 ~ 20000	-53.69	≤ -13.00	Pass
132322	1745.0	20	30 ~ 20000	-54.17	≤ -13.00	Pass
132572	1770.0	20	30 ~ 20000	-51.40	≤ -13.00	Pass

1.4MHz Channel Bandwidth

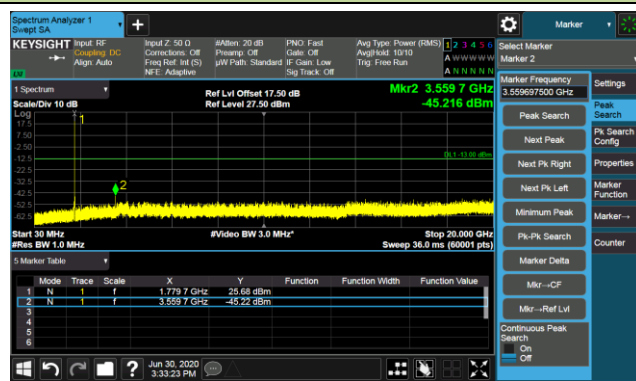
Channel 131979 (1710.7MHz)



Channel 132322 (1745MHz)

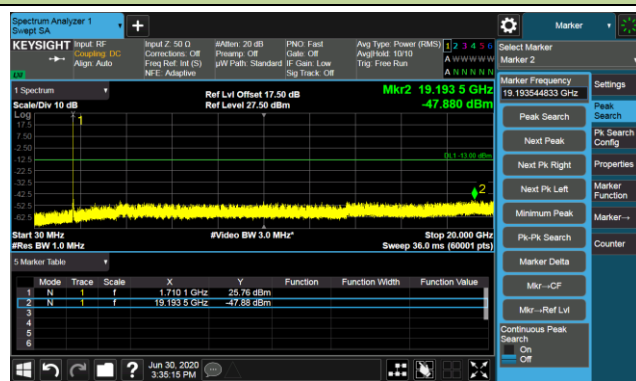


Channel 132665 (1779.3MHz)

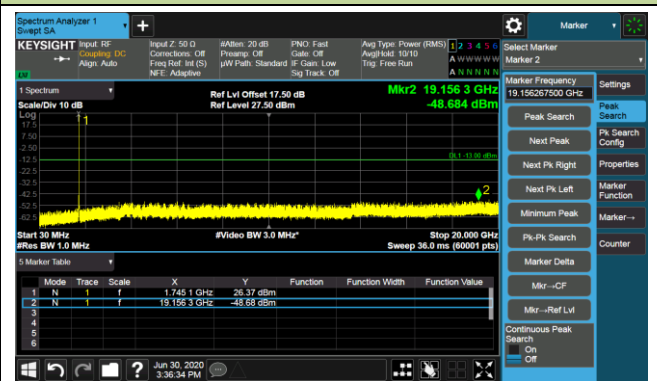


3MHz Channel Bandwidth

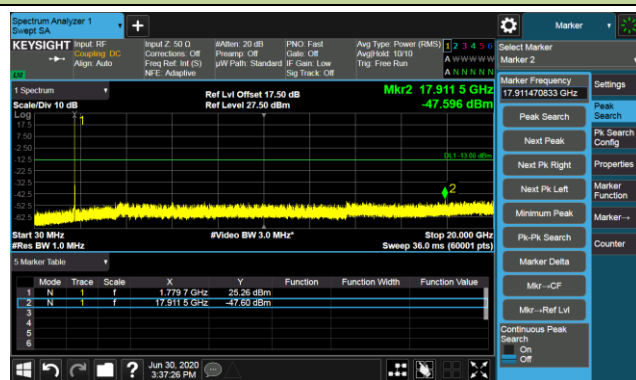
Channel 131987 (1711.5MHz)



Channel 132322 (1745MHz)

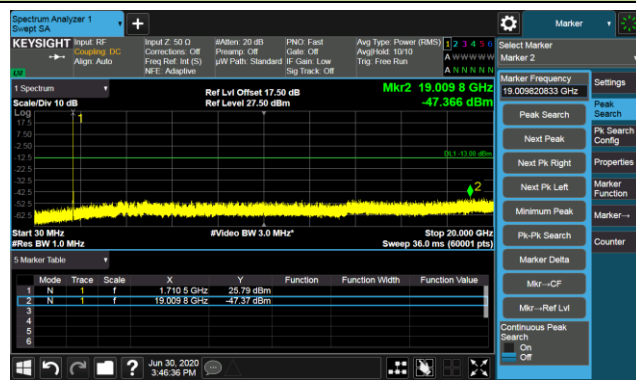


Channel 132657 (1778.5MHz)

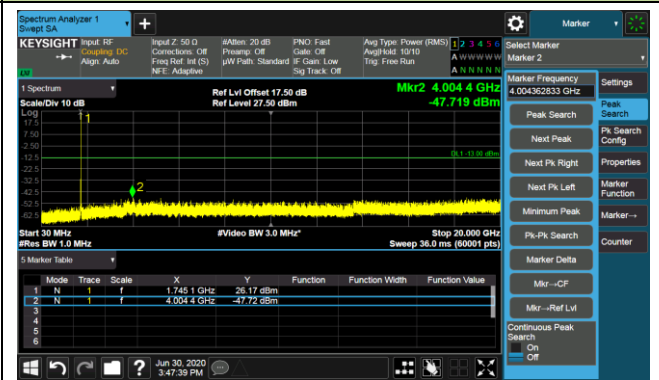


5MHz Channel Bandwidth

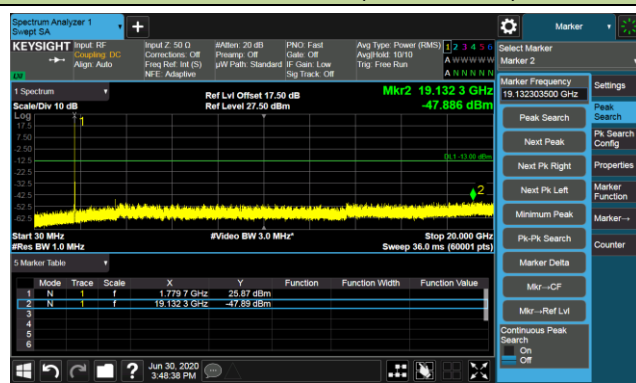
Channel 131997 (1712.5MHz)



Channel 132322 (1745MHz)



Channel 132647 (1777.5MHz)



10MHz Channel Bandwidth

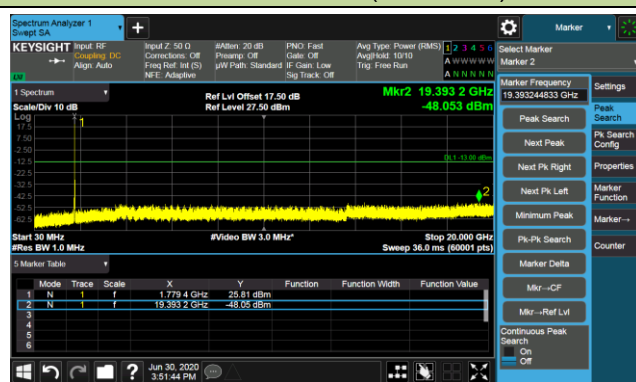
Channel 132022 (1715MHz)



Channel 132322 (1745MHz)

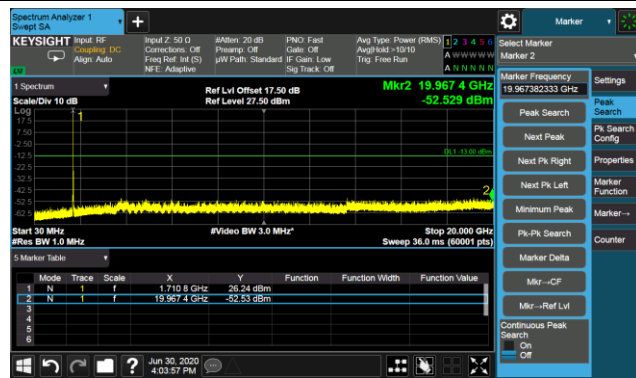


Channel 132622 (1775MHz)

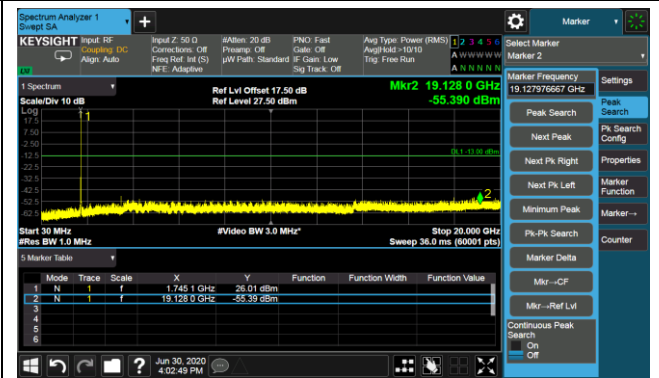


15MHz Channel Bandwidth

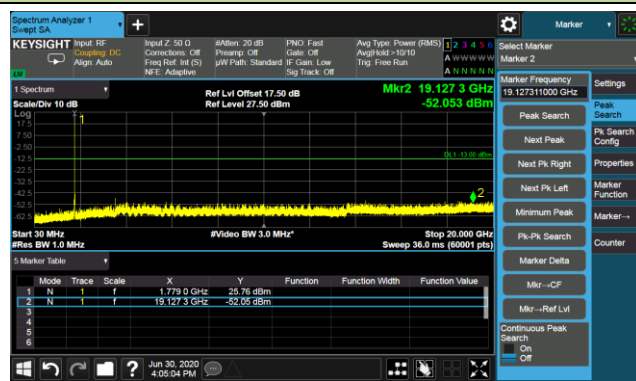
Channel 132047 (1717.5MHz)



Channel 132322 (1745MHz)

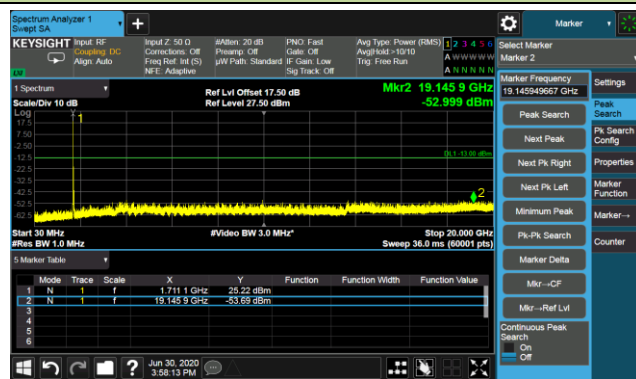


Channel 132597 (1772.5Hz)

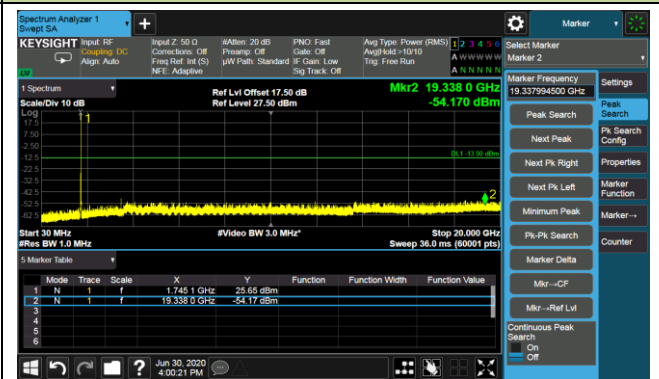


20MHz Channel Bandwidth

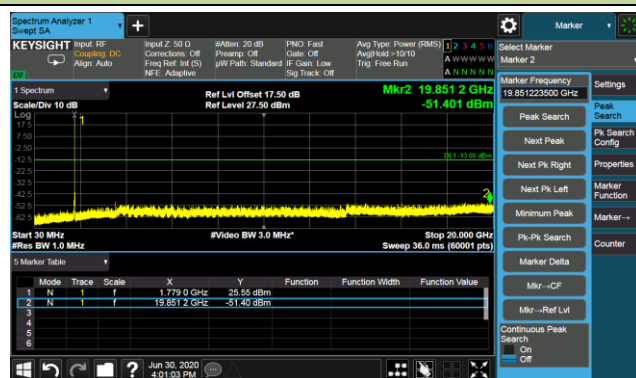
Channel 132072 (1720MHz)



Channel 132322 (1745MHz)



Channel 132572 (1770Hz)

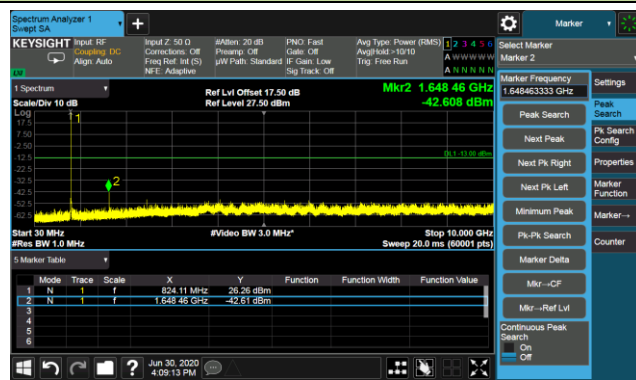


Product	LTE-A Cat 16 M.2 Module	Test Engineer	Candy Luo
Test Date	2020/06/30	Test Site	SR6
Test Band	Band 5/26	Test Result	Pass

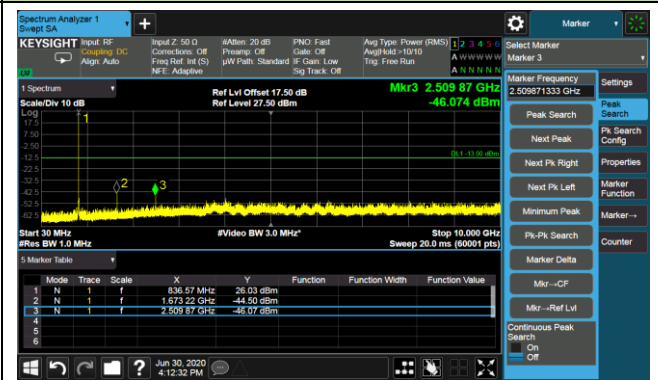
Channel	Frequency (MHz)	Channel Bandwidth (MHz)	Frequency Range (MHz)	Max Spurious Emissions (dBm)	Limit (dBm)	Result
26697	814.7	1.4	30 ~ 10000	-42.61	≤ -13.00	Pass
26865	831.5	1.4	30 ~ 10000	-44.60	≤ -13.00	Pass
27033	848.3	1.4	30 ~ 10000	-42.80	≤ -13.00	Pass
26705	815.5	3	30 ~ 10000	-43.29	≤ -13.00	Pass
26865	831.5	3	30 ~ 10000	-42.68	≤ -13.00	Pass
27025	847.5	3	30 ~ 10000	-40.92	≤ -13.00	Pass
26715	816.5	5	30 ~ 10000	-44.69	≤ -13.00	Pass
26865	831.5	5	30 ~ 10000	-42.14	≤ -13.00	Pass
27015	846.5	5	30 ~ 10000	-40.75	≤ -13.00	Pass
26740	819.0	10	30 ~ 10000	-42.20	≤ -13.00	Pass
26865	831.5	10	30 ~ 10000	-42.82	≤ -13.00	Pass
26990	844.0	10	30 ~ 10000	-41.51	≤ -13.00	Pass

1.4MHz Channel Bandwidth

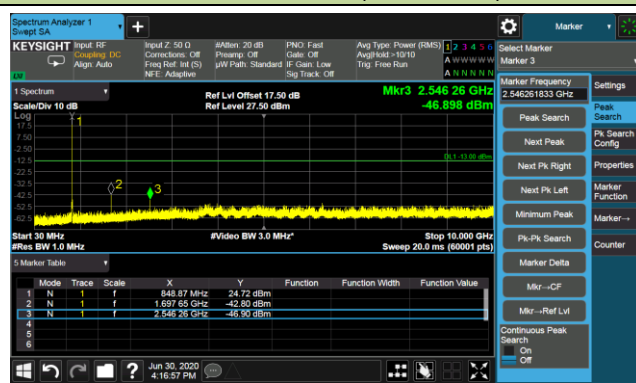
Channel 26697 (814.7MHz)



Channel 25865 (831.5MHz)

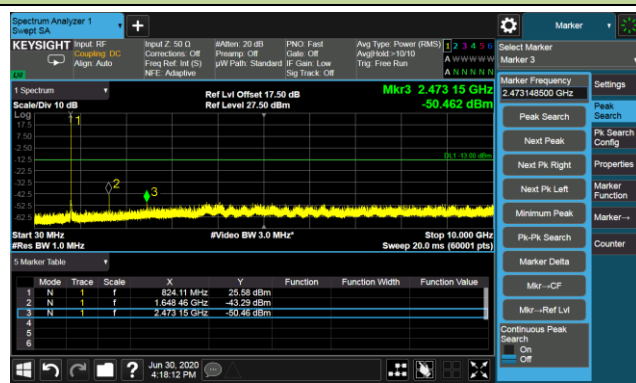


Channel 27033 (848.3MHz)

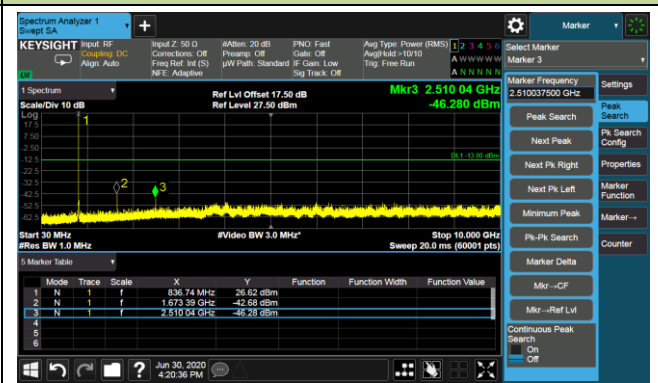


3MHz Channel Bandwidth

Channel 26705 (815.5MHz)



Channel 26865 (831.5MHz)



Channel 27025 (847.5MHz)

