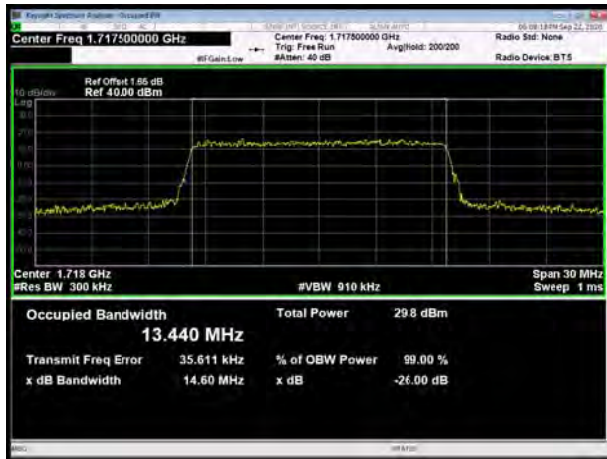
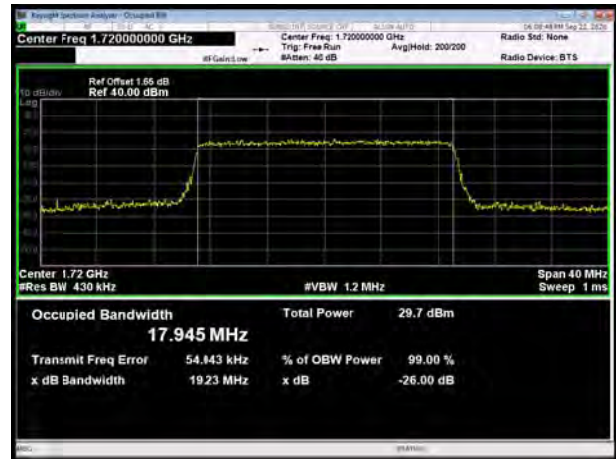




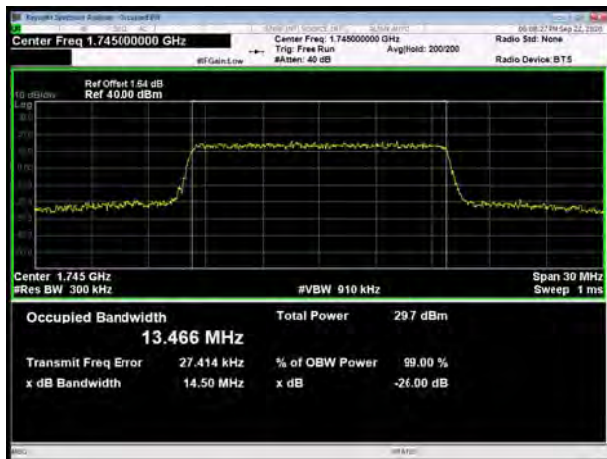
### LTE Band 66 16QAM 15MHz CH-Low



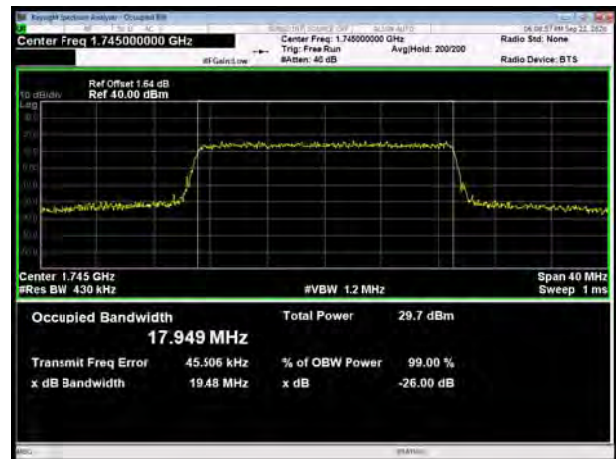
### LTE Band 66 16QAM 20MHz CH-Low



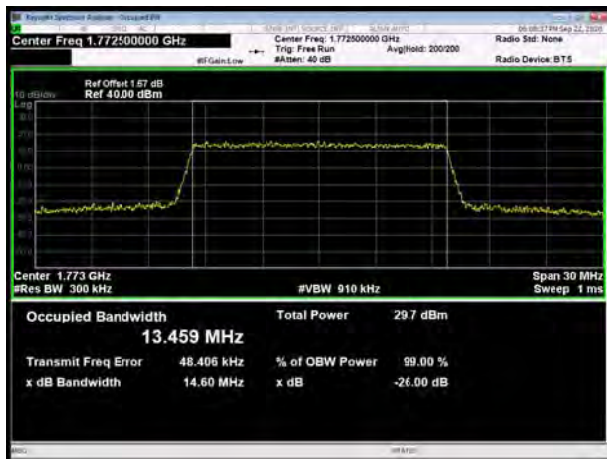
### LTE Band 66 16QAM 15MHz CH-Middle



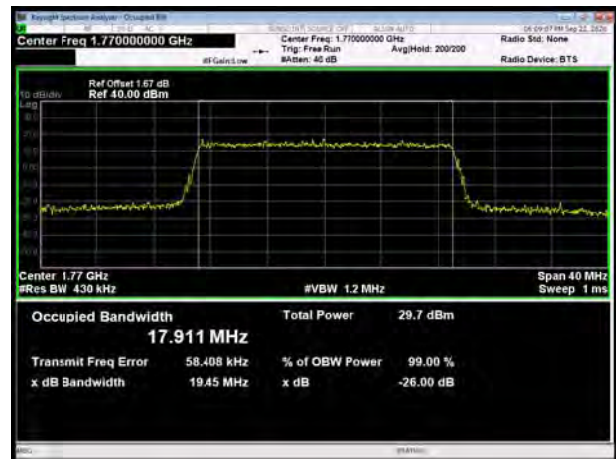
### LTE Band 66 16QAM 20MHz CH-Middle



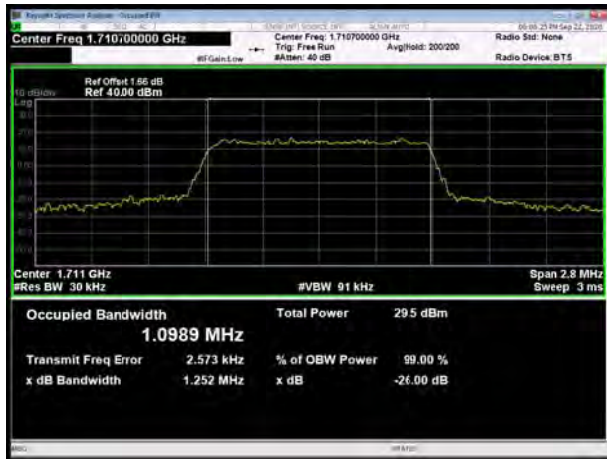
### LTE Band 66 16QAM 15MHz CH-High



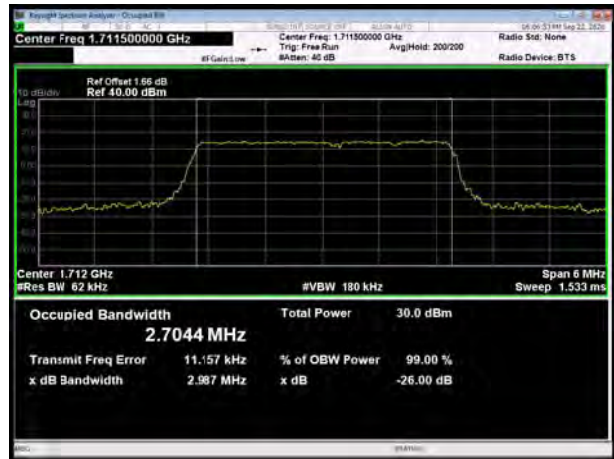
### LTE Band 66 16QAM 20MHz CH-High



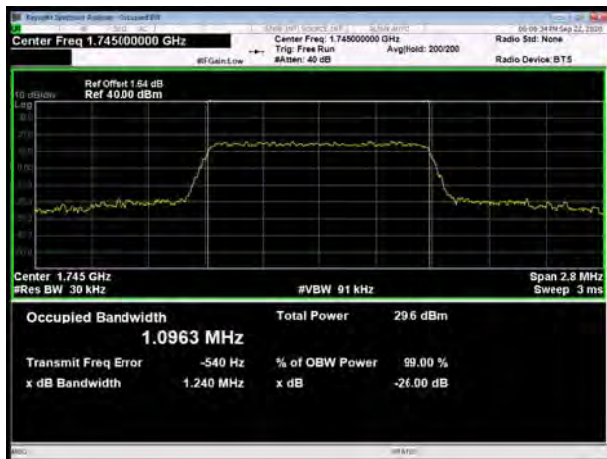
LTE Band 66 64QAM 1.4MHz CH-Low



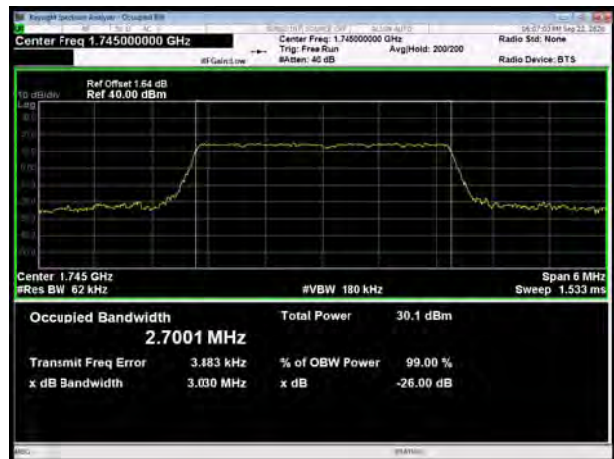
LTE Band 66 64QAM 3MHz CH-Low



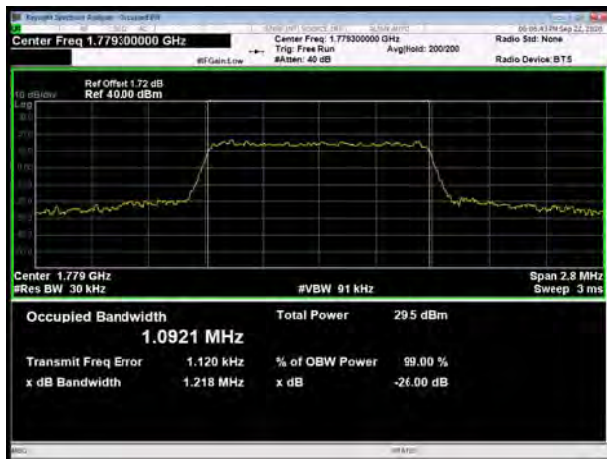
LTE Band 66 64QAM 1.4MHz CH-Middle



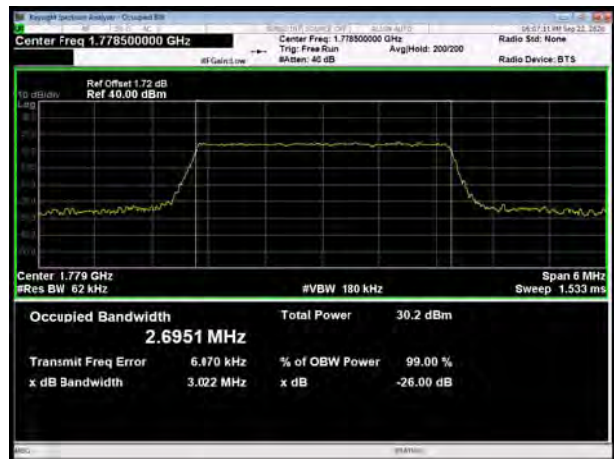
LTE Band 66 64QAM 3MHz CH-Middle



LTE Band 66 64QAM 1.4MHz CH-High

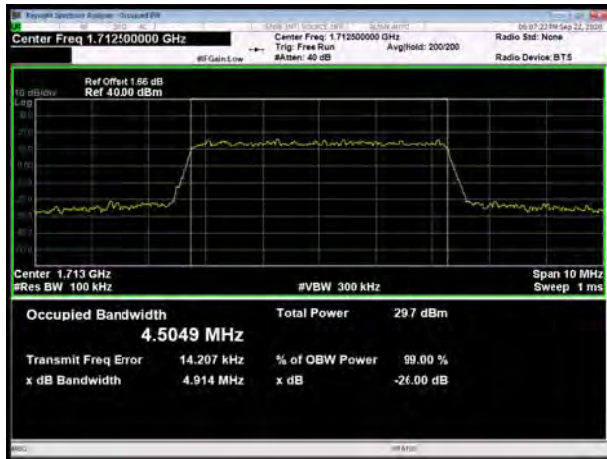


LTE Band 66 64QAM 3MHz CH-High

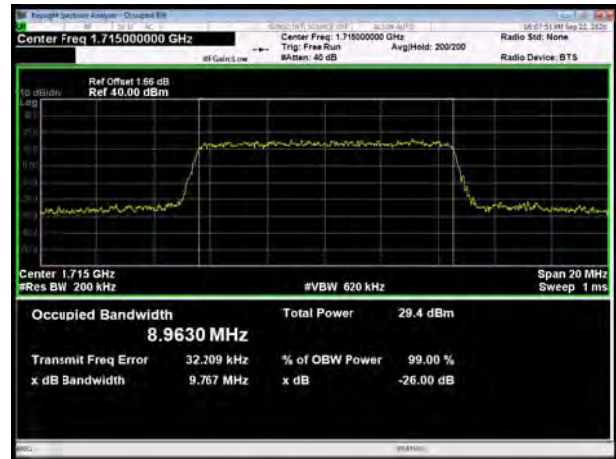




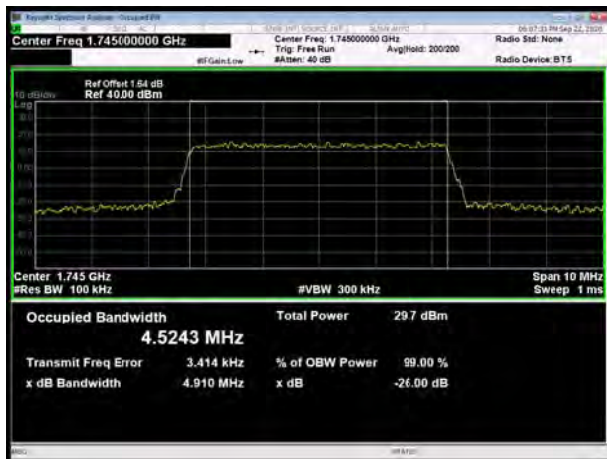
### LTE Band 66 64QAM 5MHz CH-Low



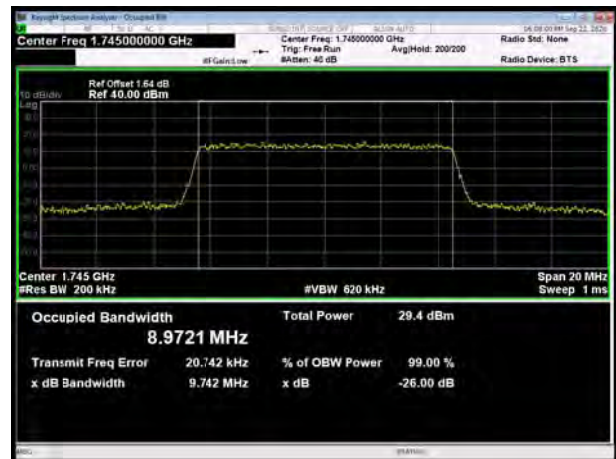
### LTE Band 66 64QAM 10MHz CH-Low



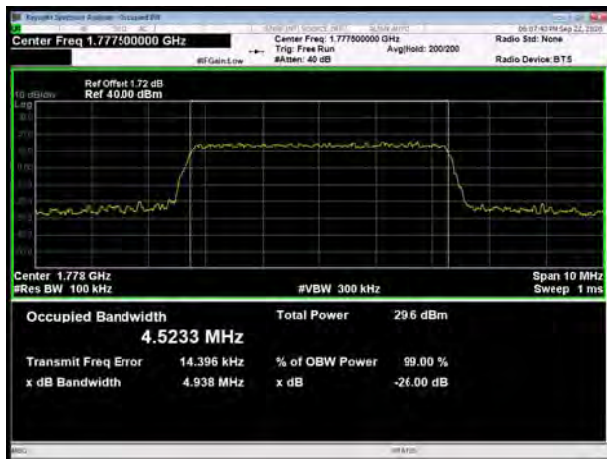
### LTE Band 66 64QAM 5MHz CH-Middle



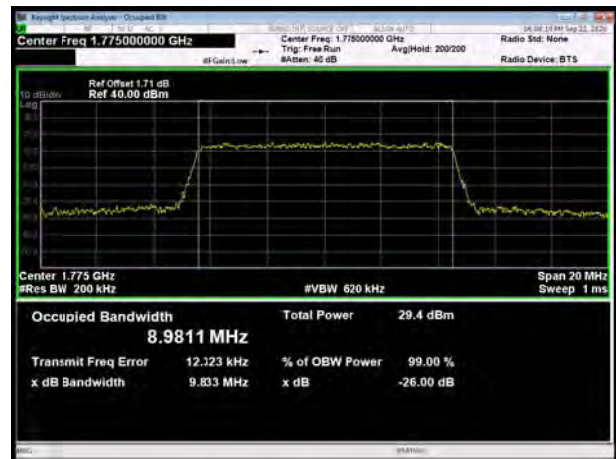
### LTE Band 66 64QAM 10MHz CH-Middle



### LTE Band 66 64QAM 5MHz CH-High

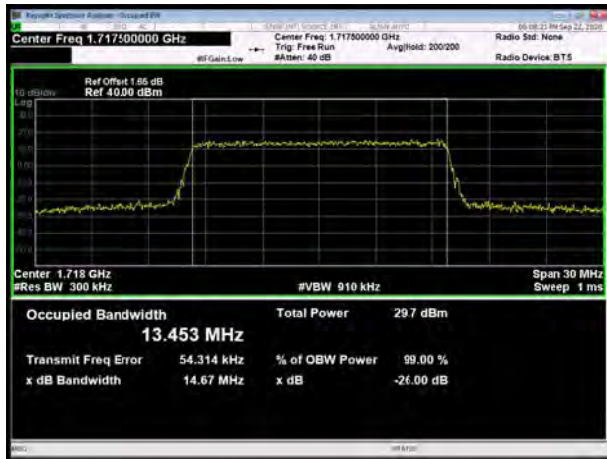


### LTE Band 66 64QAM 10MHz CH-High

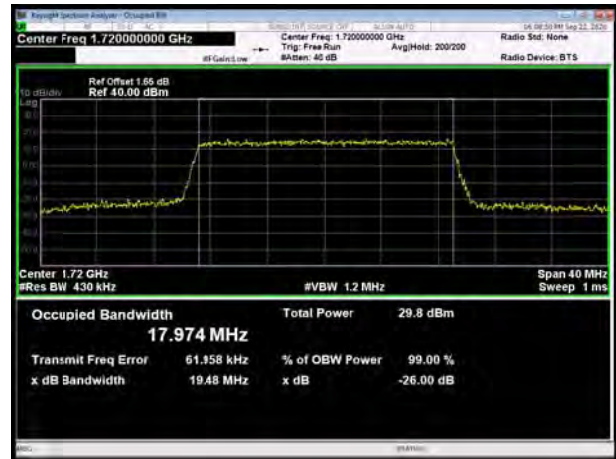




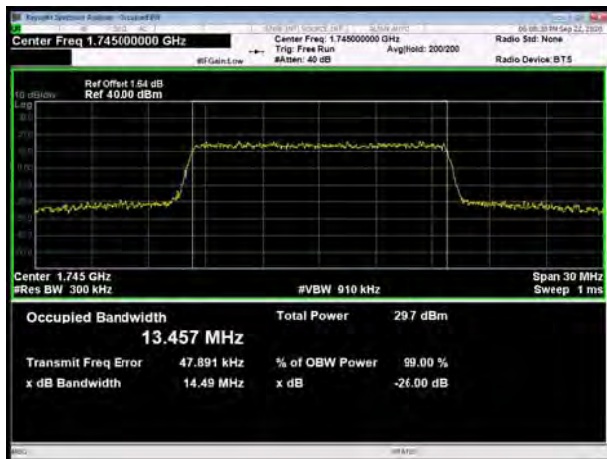
### LTE Band 66 64QAM 15MHz CH-Low



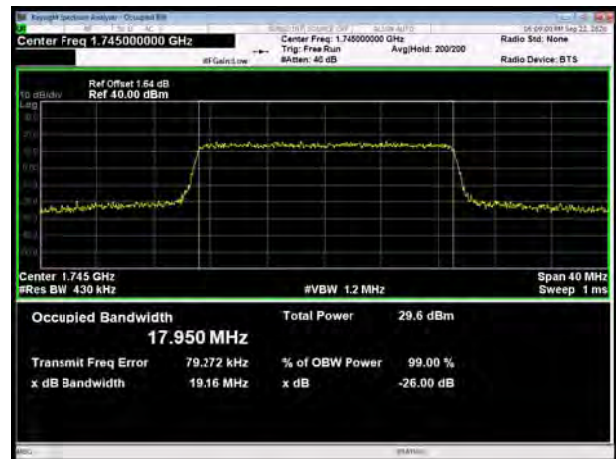
### LTE Band 66 64QAM 20MHz CH-Low



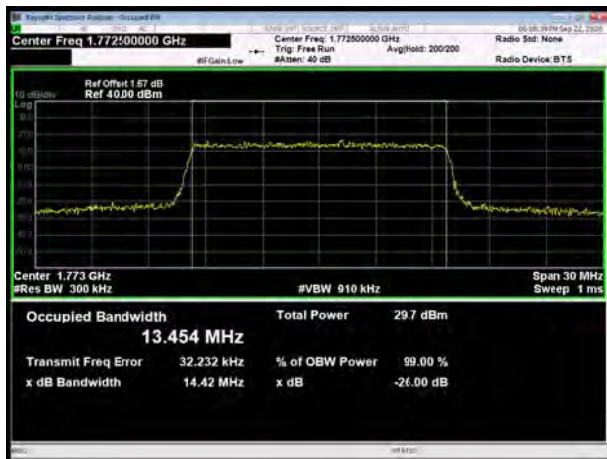
### LTE Band 66 64QAM 15MHz CH-Middle



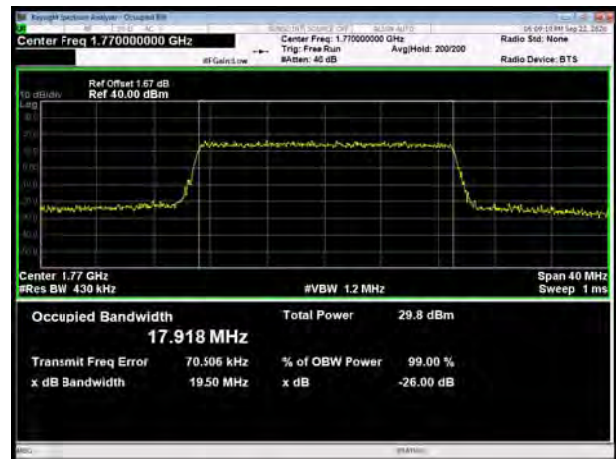
### LTE Band 66 64QAM 20MHz CH-Middle



### LTE Band 66 64QAM 15MHz CH-High

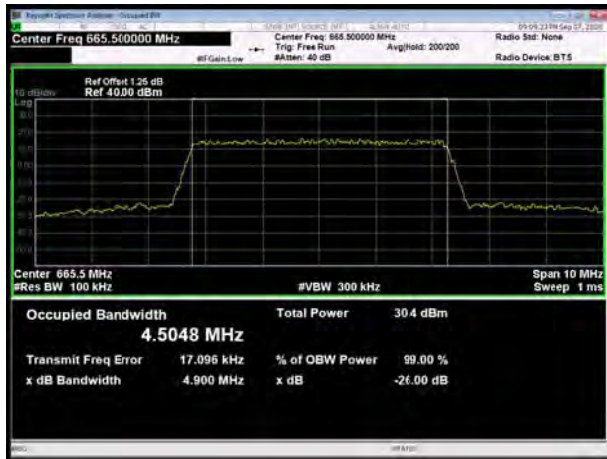


### LTE Band 66 64QAM 20MHz CH-High

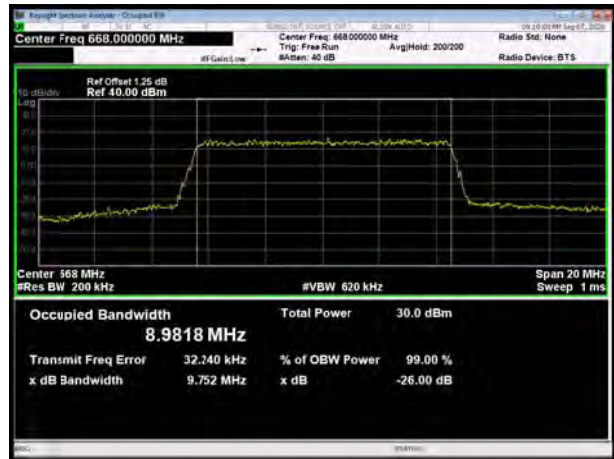




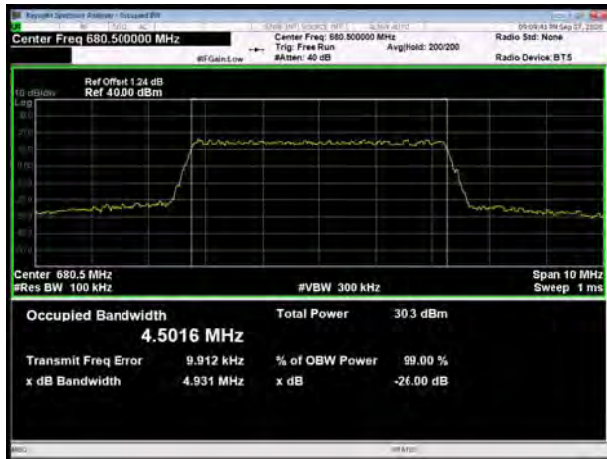
### LTE Band 71 QPSK 5MHz CH-Low



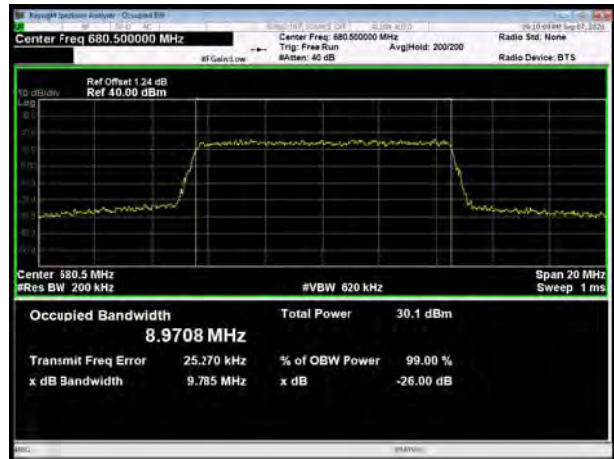
### LTE Band 71 QPSK 10MHz CH-Low



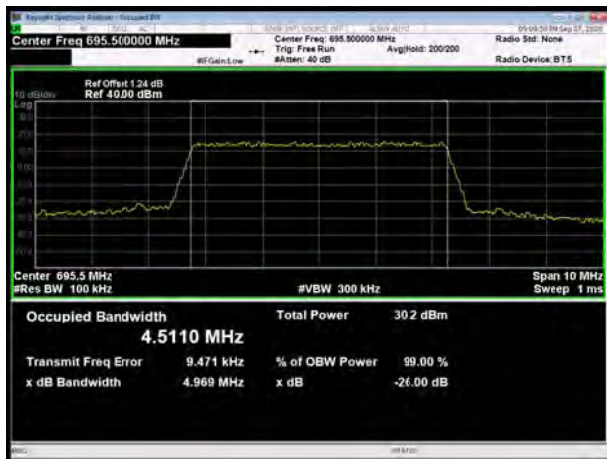
### LTE Band 71 QPSK 5MHz CH-Middle



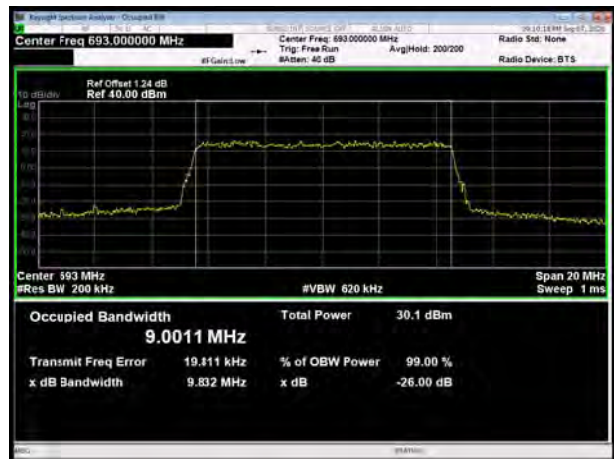
### LTE Band 71 QPSK 10MHz CH-Middle



### LTE Band 71 QPSK 5MHz CH-High

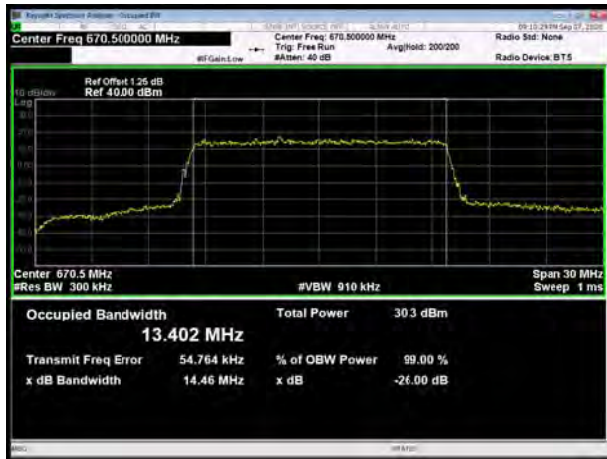


### LTE Band 71 QPSK 10MHz CH-High

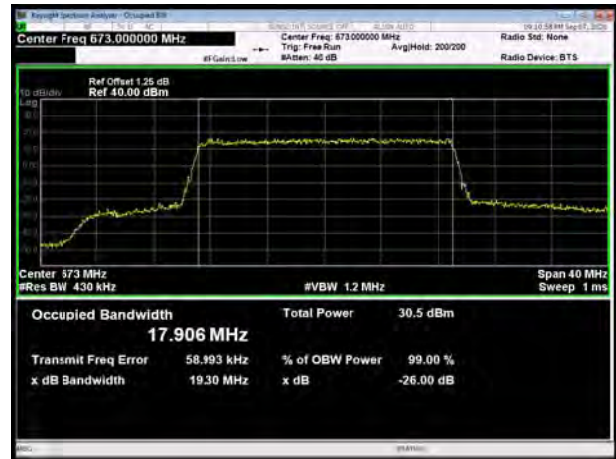




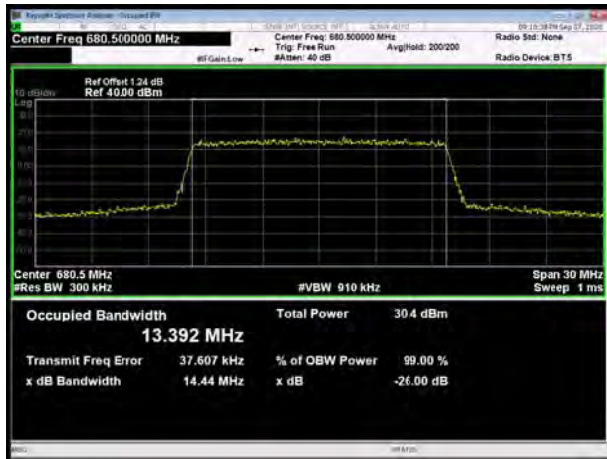
### LTE Band 71 QPSK 15MHz CH-Low



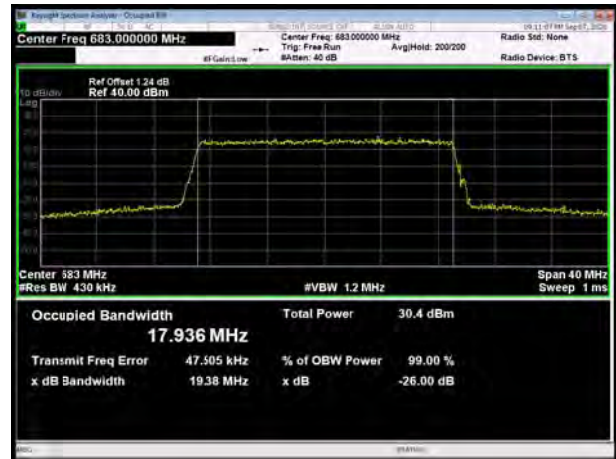
### LTE Band 71 QPSK 20MHz CH-Low



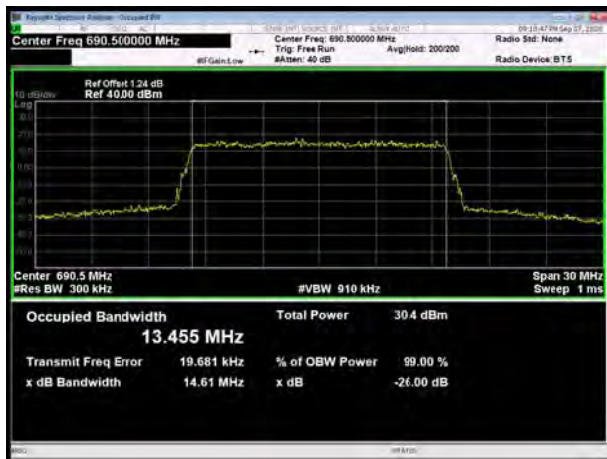
### LTE Band 71 QPSK 15MHz CH-Middle



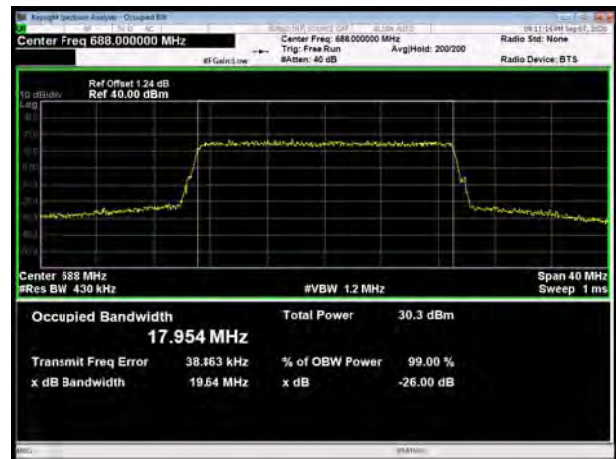
### LTE Band 71 QPSK 20MHz CH-Middle



### LTE Band 71 QPSK 15MHz CH-High

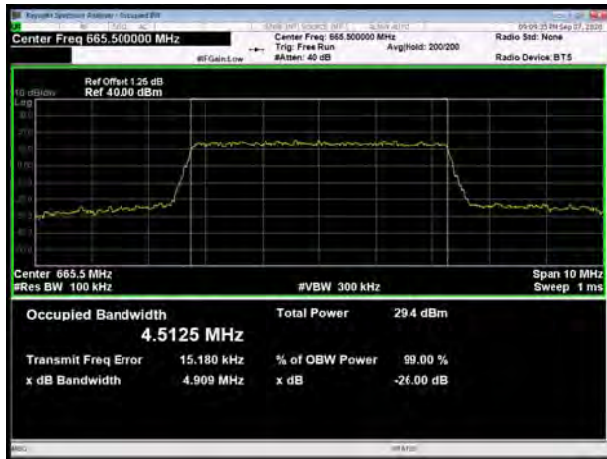


### LTE Band 71 QPSK 20MHz CH-High

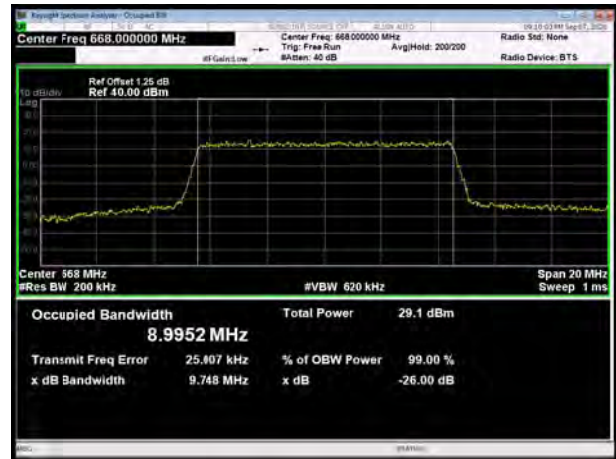




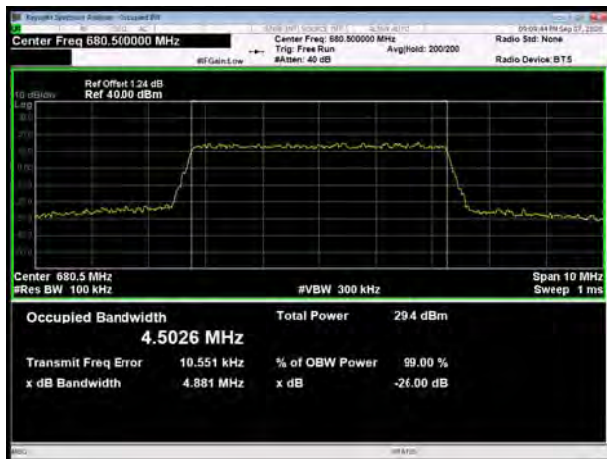
### LTE Band 71 16QAM 5MHz CH-Low



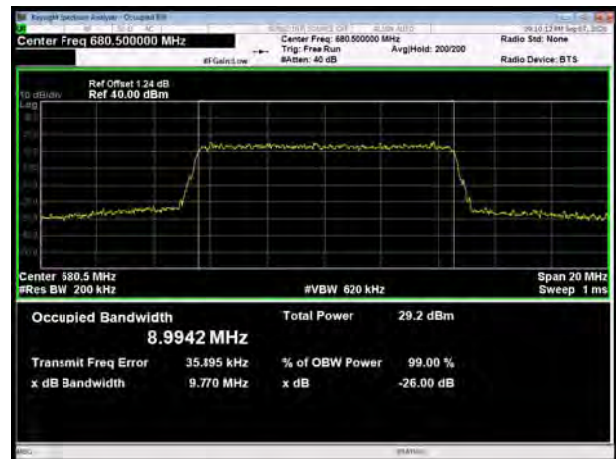
### LTE Band 71 16QAM 10MHz CH-Low



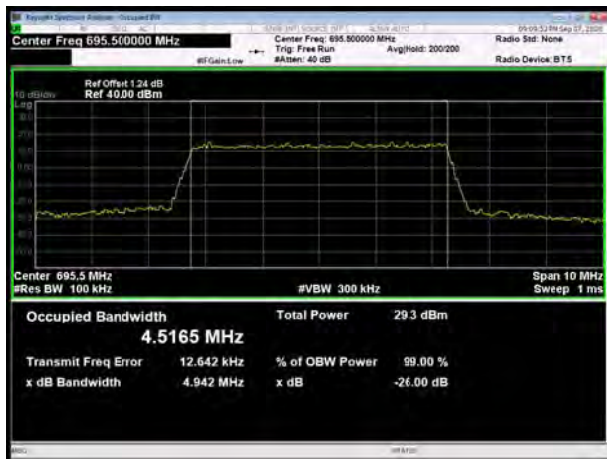
### LTE Band 71 16QAM 5MHz CH-Middle



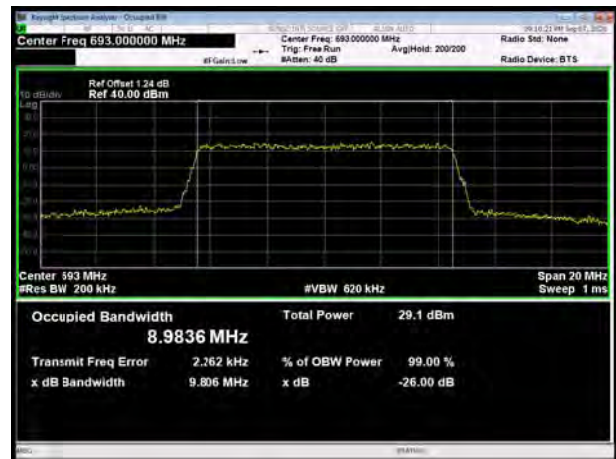
### LTE Band 71 16QAM 10MHz CH-Middle



### LTE Band 71 16QAM 5MHz CH-High



### LTE Band 71 16QAM 10MHz CH-High

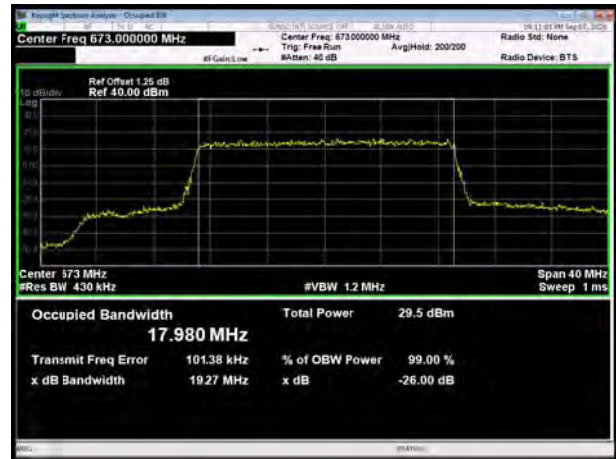




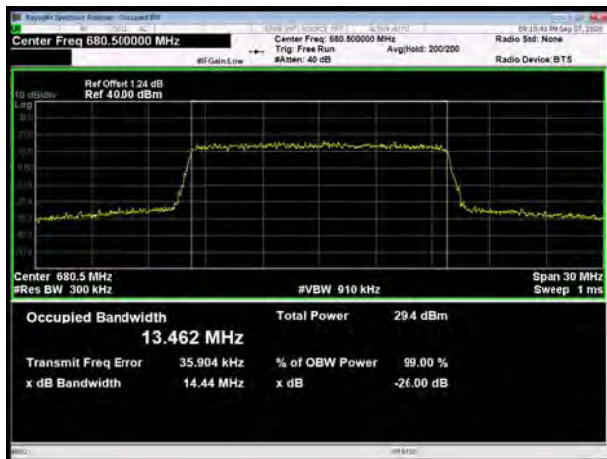
LTE Band 71 16QAM 15MHz CH-Low



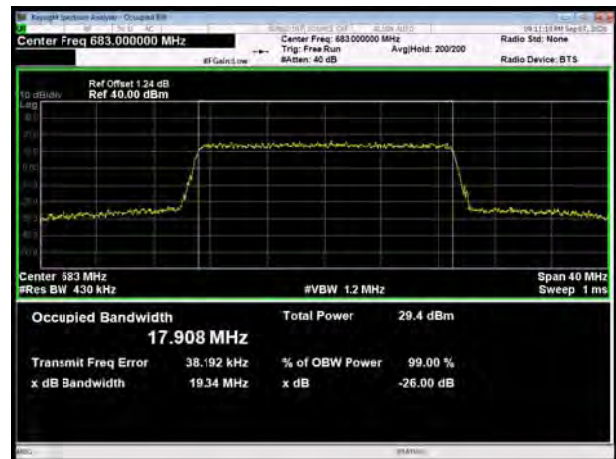
LTE Band 71 16QAM 20MHz CH-Low



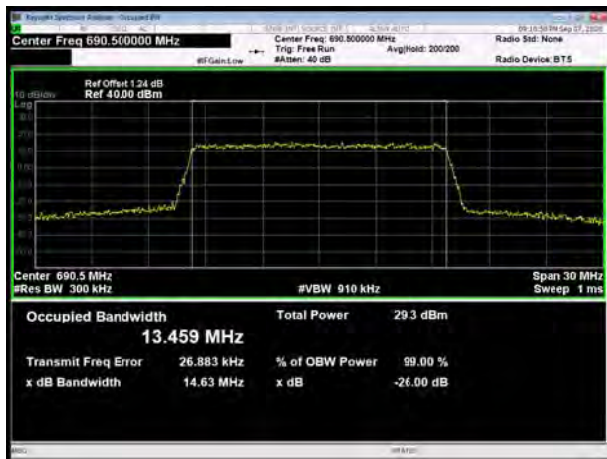
LTE Band 71 16QAM 15MHz CH-Middle



LTE Band 71 16QAM 20MHz CH-Middle



LTE Band 71 16QAM 15MHz CH-High



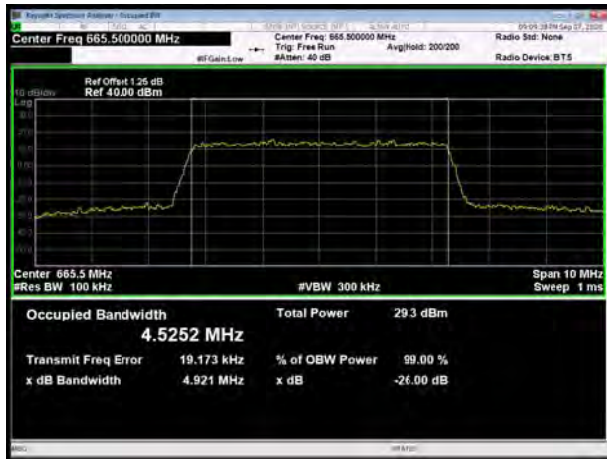
LTE Band 71 16QAM 20MHz CH-High



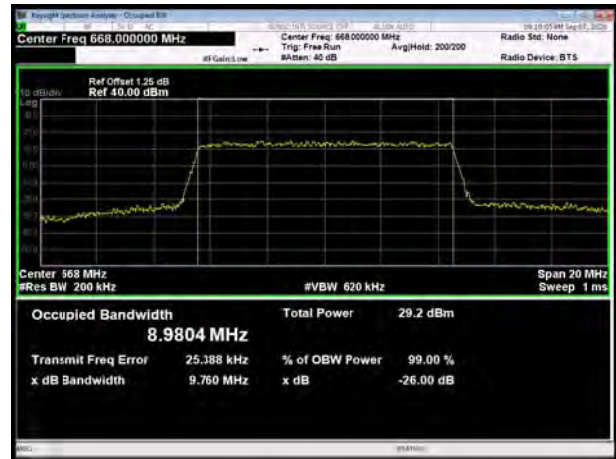




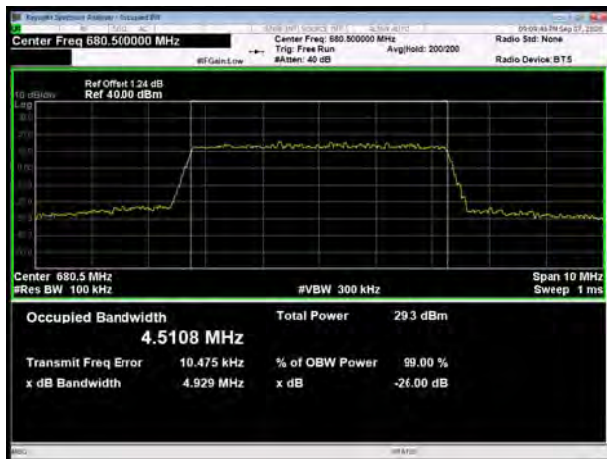
LTE Band 71 64QAM 5MHz CH-Low



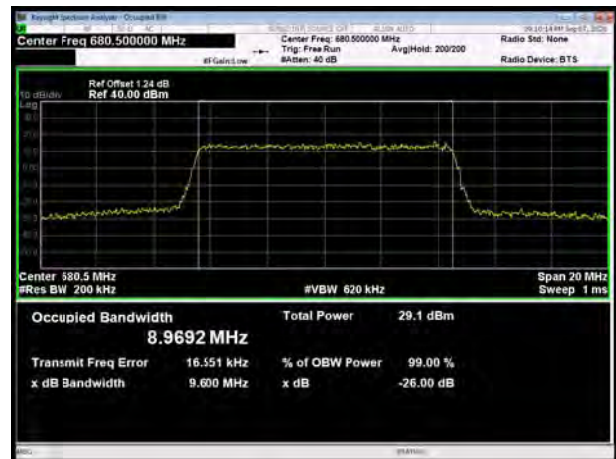
LTE Band 71 64QAM 10MHz CH-Low



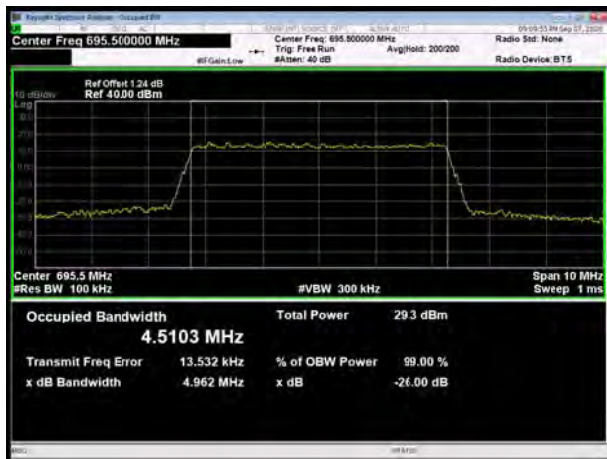
LTE Band 71 64QAM 5MHz CH-Middle



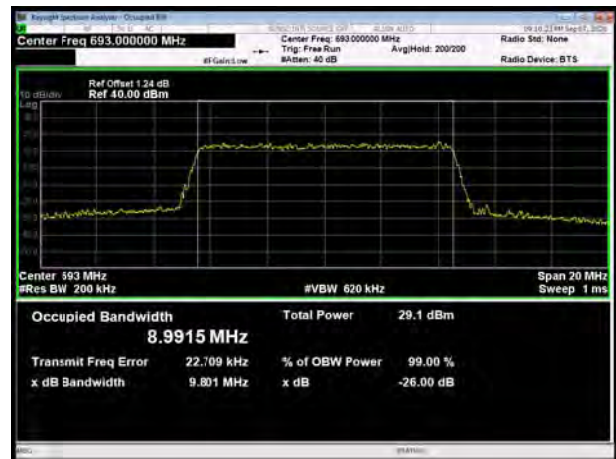
LTE Band 71 64QAM 10MHz CH-Middle



LTE Band 71 64QAM 5MHz CH-High

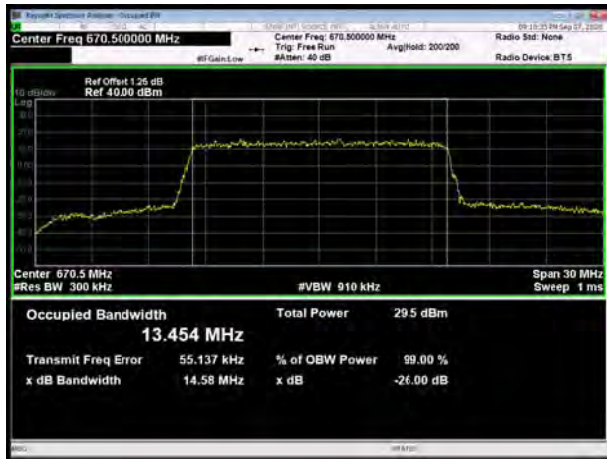


LTE Band 71 64QAM 10MHz CH-High

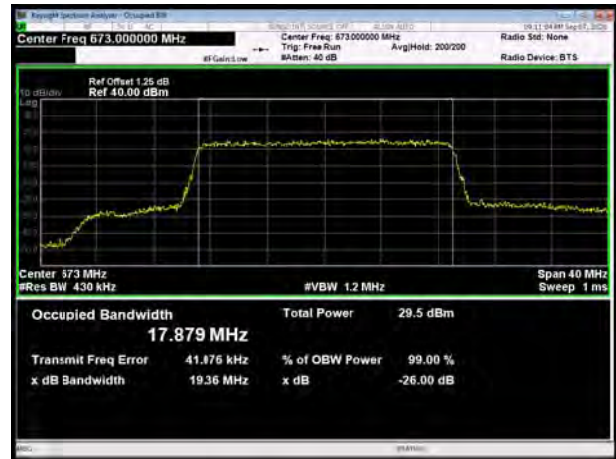




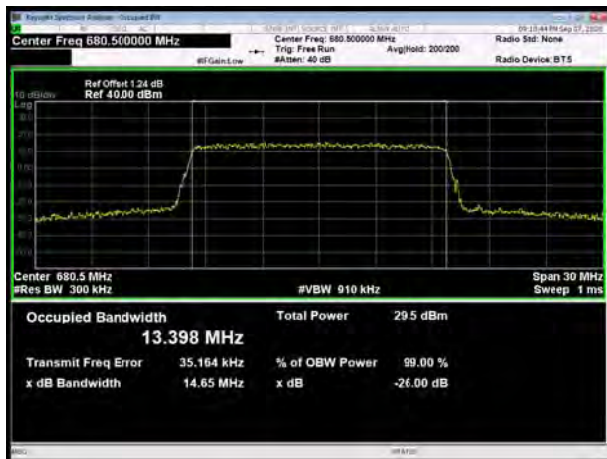
LTE Band 71 64QAM 15MHz CH-Low



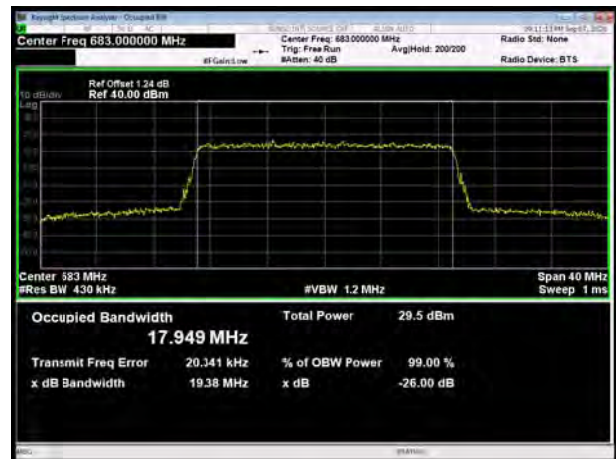
LTE Band 71 64QAM 20MHz CH-Low



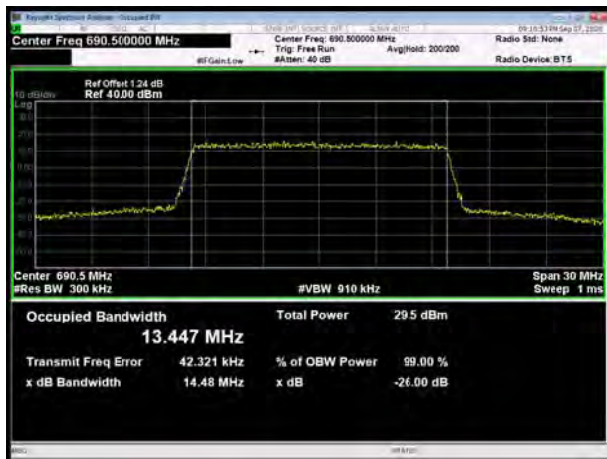
LTE Band 71 64QAM 15MHz CH-Middle



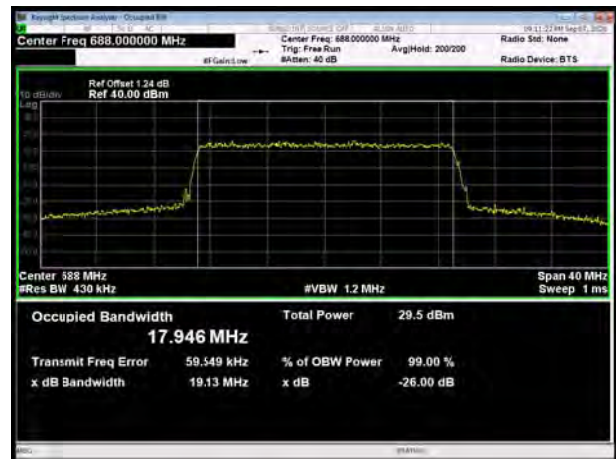
LTE Band 71 64QAM 20MHz CH-Middle



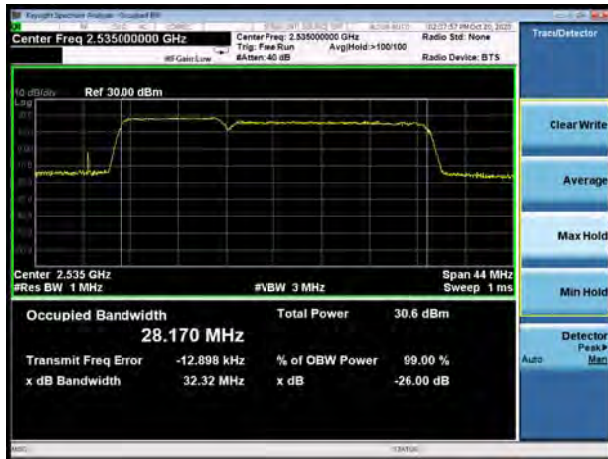
LTE Band 71 64QAM 15MHz CH-High



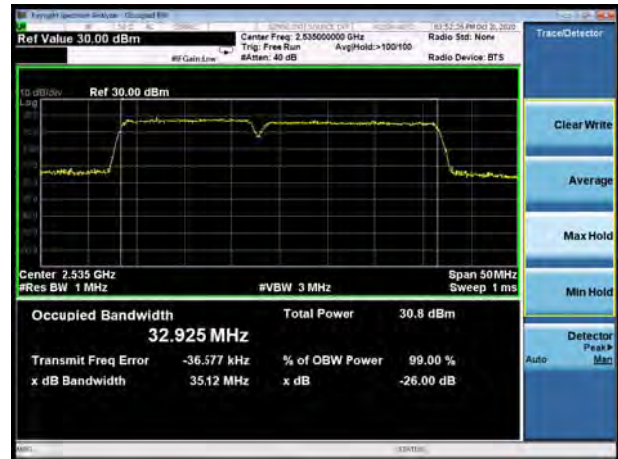
LTE Band 71 64QAM 20MHz CH-High



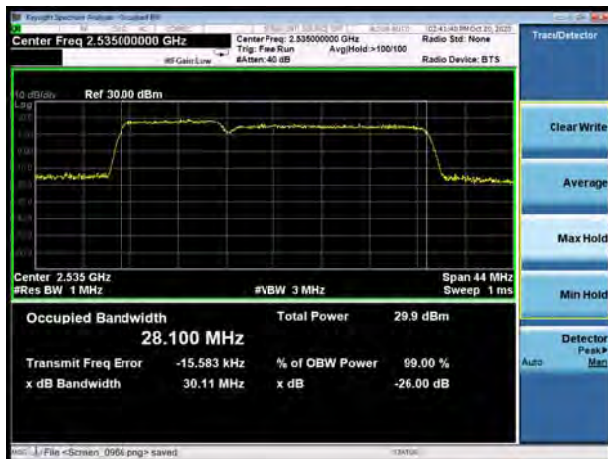
CA\_7C QPSK 10MHz+20MHz



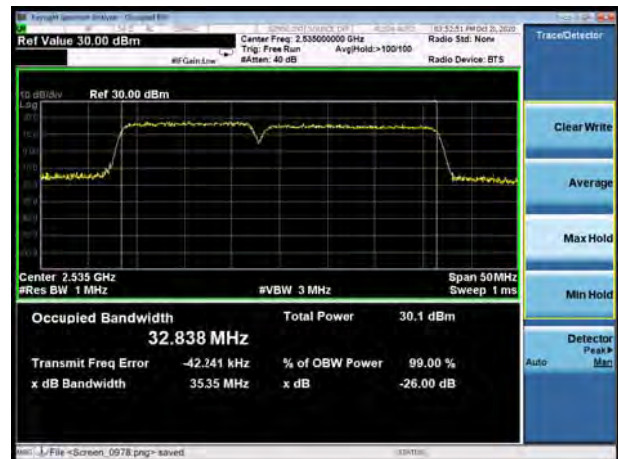
CA\_7C QPSK 15MHz+20MHz



CA\_7C 16QAM 10MHz+20MHz



CA\_7C 16QAM 15MHz+20MHz



CA\_7C 64QAM 10MHz+20MHz

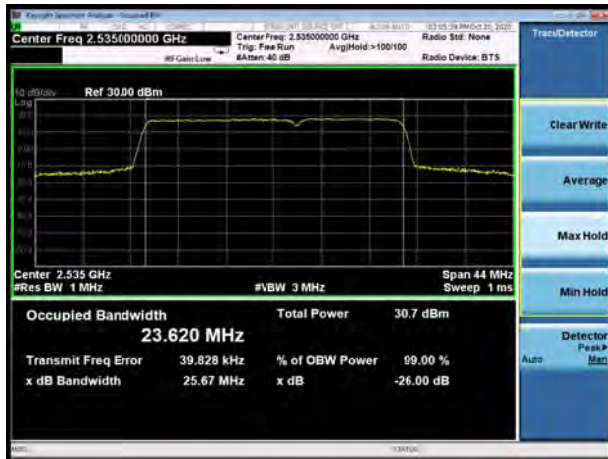


CA\_7C 64QAM 15MHz+20MHz

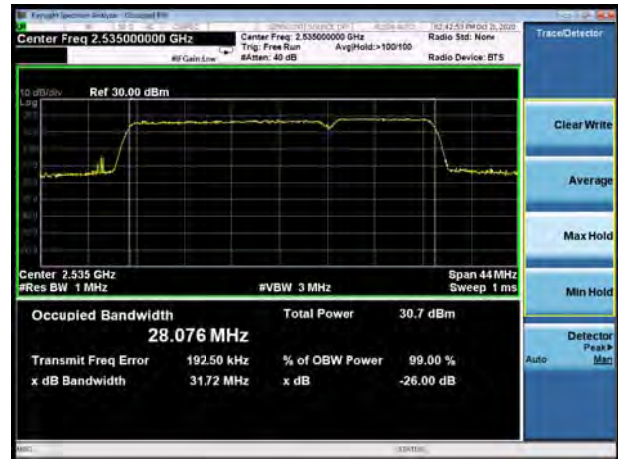




CA\_7C QPSK 15MHz+10MHz



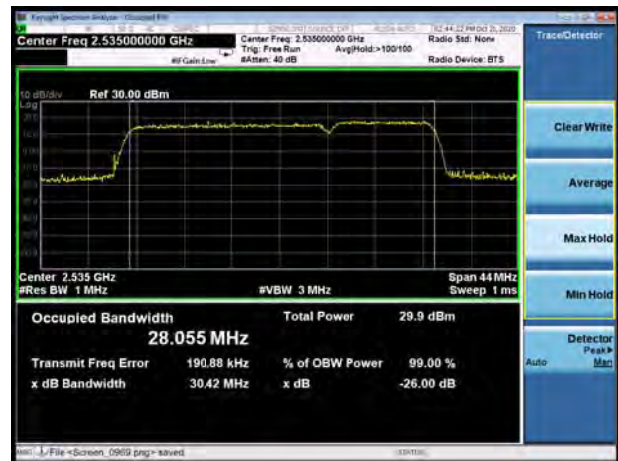
CA\_7C QPSK 20MHz+10MHz



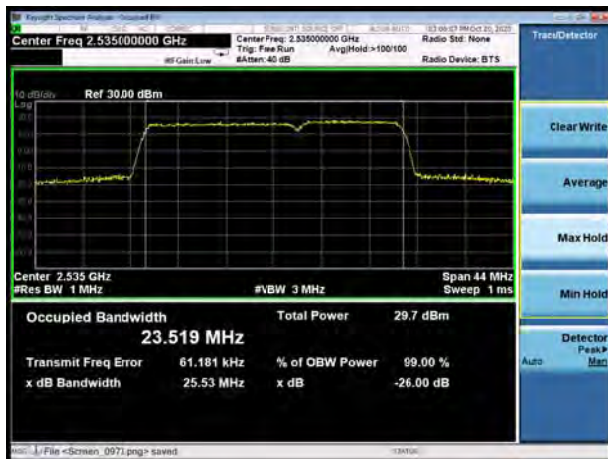
CA\_7C 16QAM 15MHz+10MHz



CA\_7C 16QAM 20MHz+10MHz



CA\_7C 64QAM 15MHz+10MHz



CA\_7C 64QAM 20MHz+10MHz

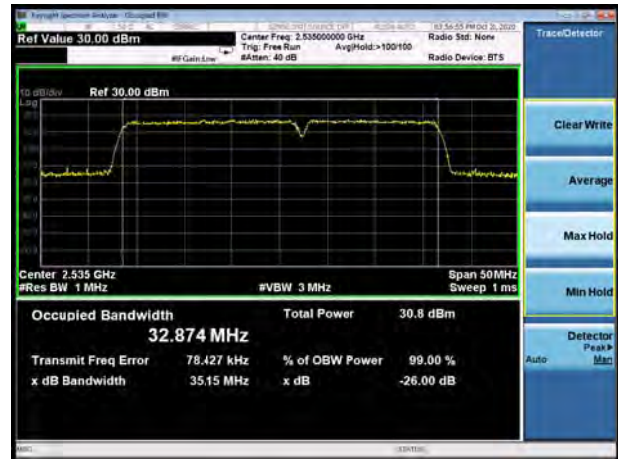




CA\_7C QPSK 15MHz+15MHz



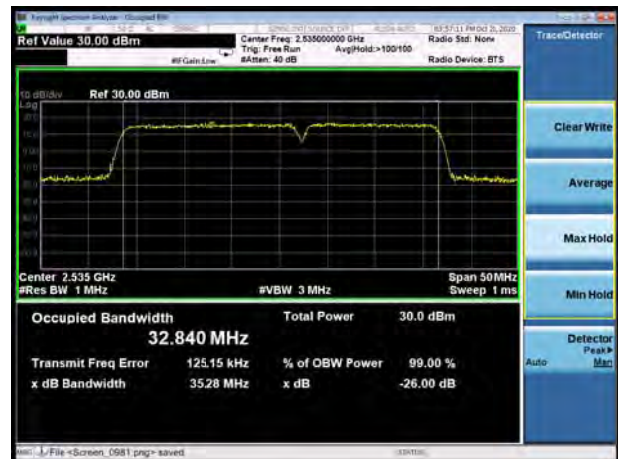
CA\_7C QPSK 20MHz+15MHz



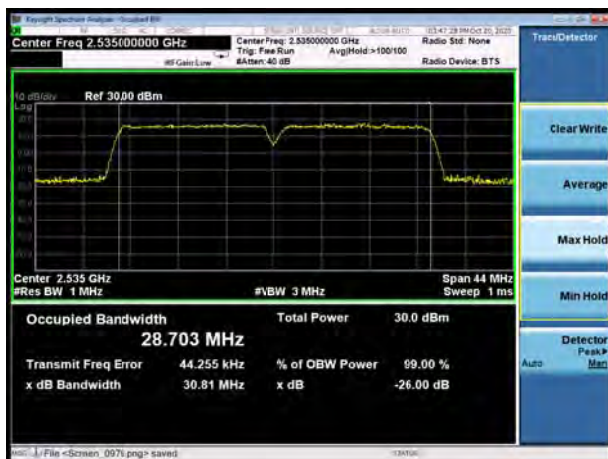
CA\_7C 16QAM 15MHz+15MHz



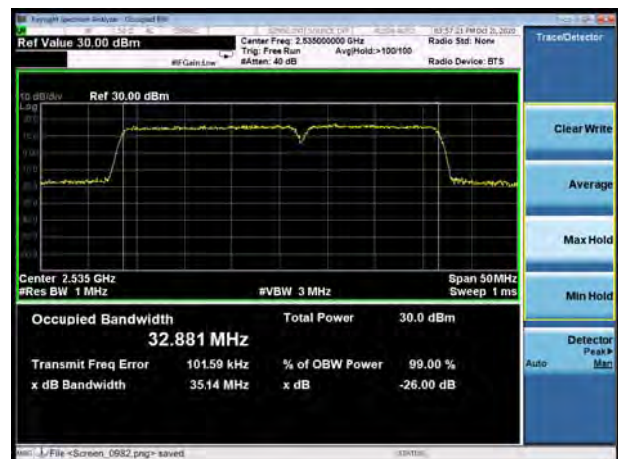
CA\_7C 16QAM 20MHz+15MHz



CA\_7C 64QAM 15MHz+15MHz



CA\_7C 64QAM 20MHz+15MHz





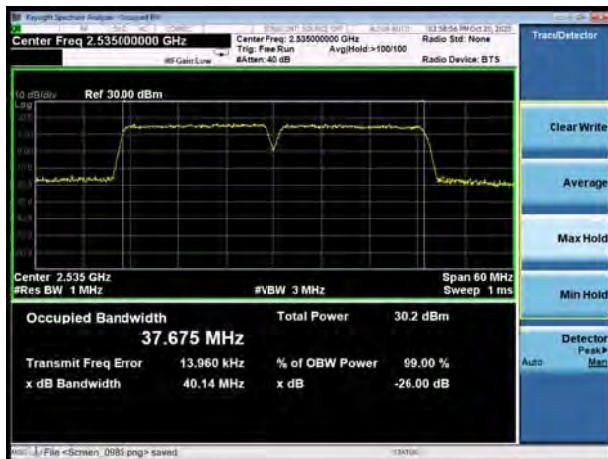
### CA\_7C QPSK 20MHz+20MHz



### CA\_7C 16QAM 20MHz+20MHz

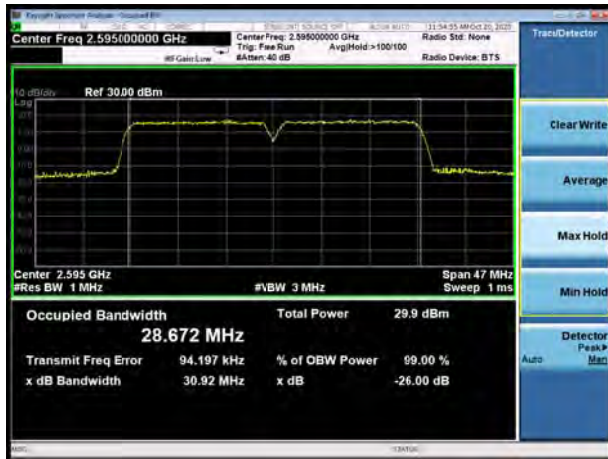


### CA\_7C 64QAM 20MHz+20MHz

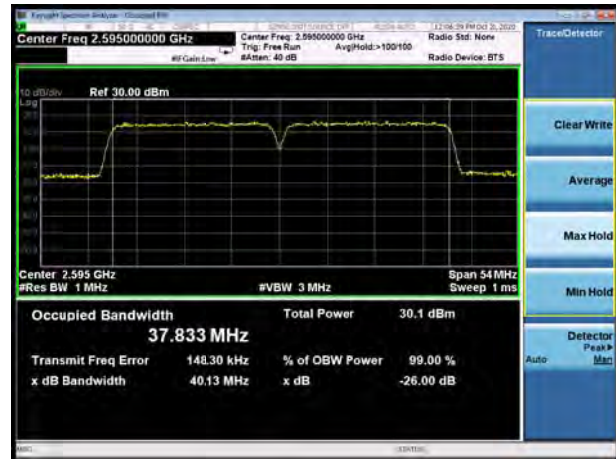




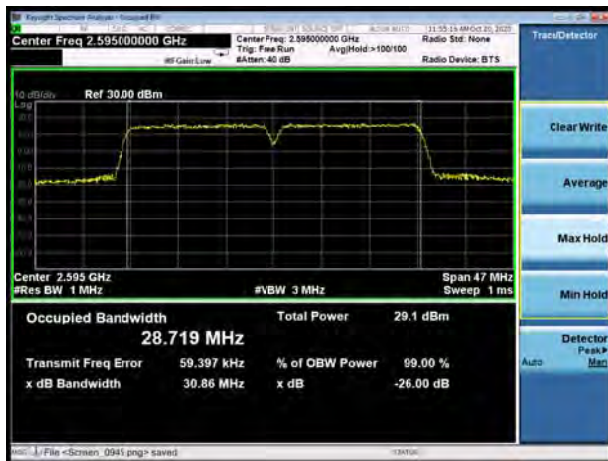
CA\_38C QPSK 15MHz+15MHz



CA\_38C QPSK 20MHz+20MHz



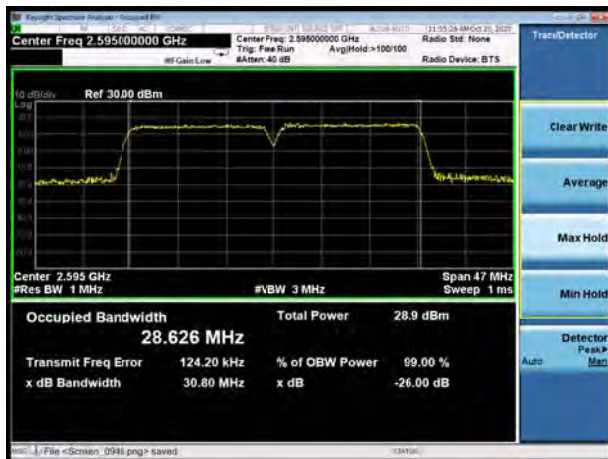
CA\_38C 16QAM 15MHz+15MHz



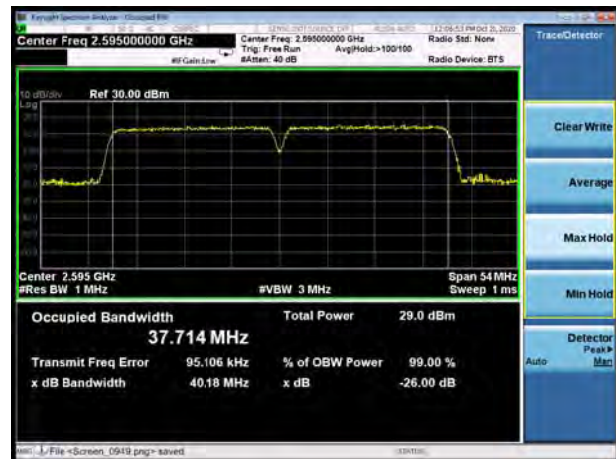
CA\_38C 16QAM 20MHz+20MHz



CA\_38C 64QAM 15MHz+15MHz

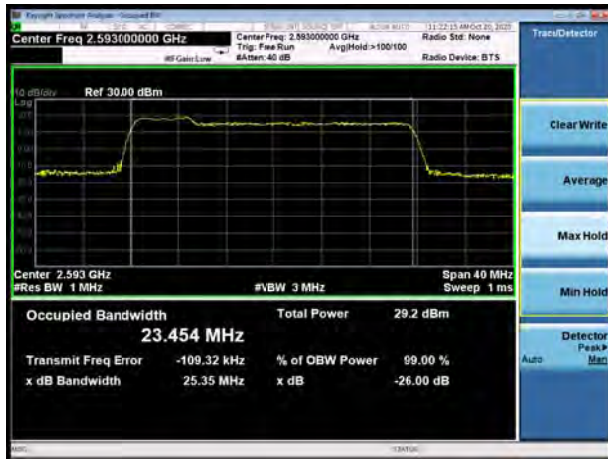


CA\_38C 64QAM 20MHz+20MHz

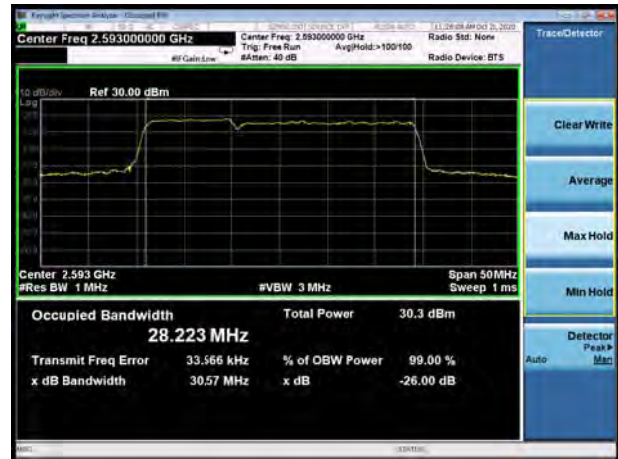




CA\_41C QPSK 5MHz+20MHz



CA\_41C QPSK 10MHz+20MHz



CA\_41C 16QAM 5MHz+20MHz



CA\_41C 16QAM 10MHz+20MHz



CA\_41C 64QAM 5MHz+20MHz



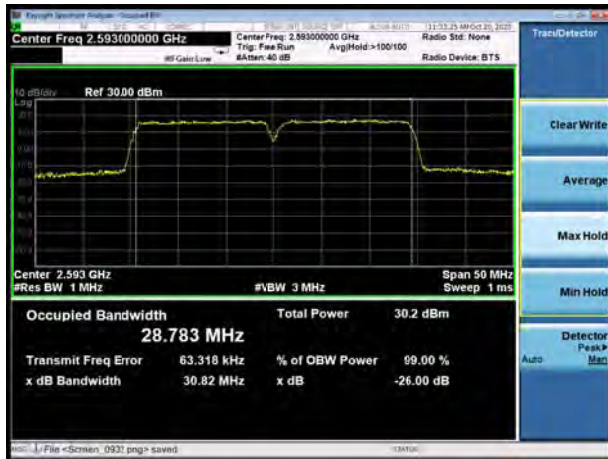
CA\_41C 64QAM 10MHz+20MHz



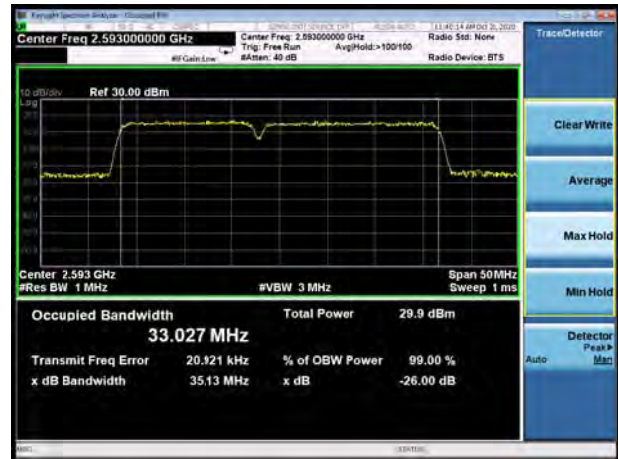




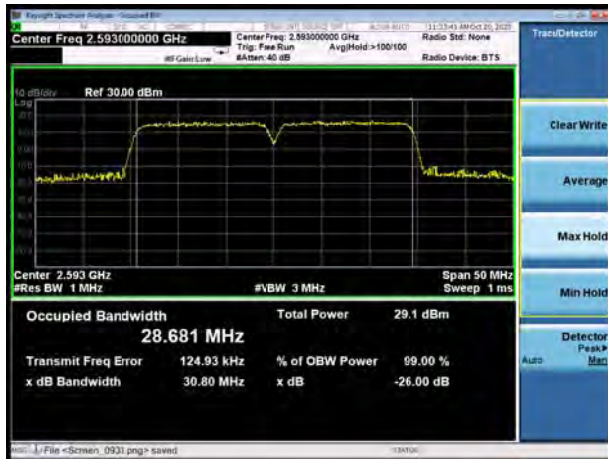
CA\_41C QPSK 15MHz+15MHz



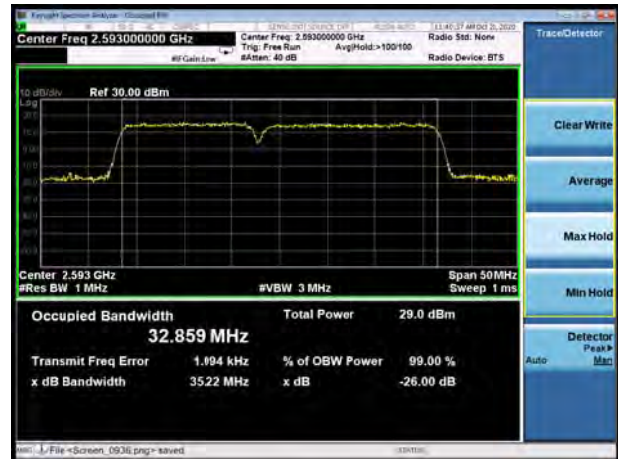
CA\_41C QPSK 15MHz+20MHz



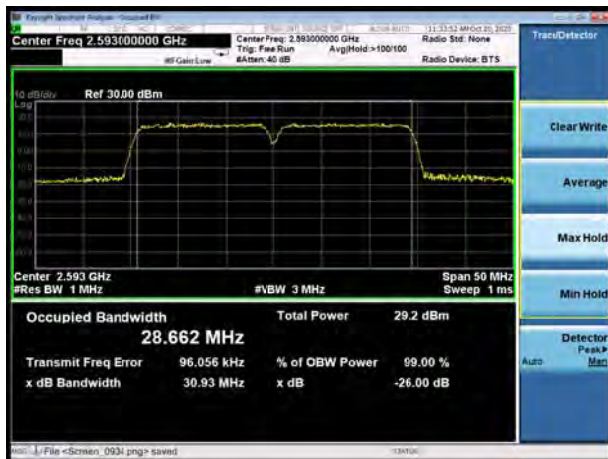
CA\_41C 16QAM 15MHz+15MHz



CA\_41C 16QAM 15MHz+20MHz



CA\_41C 64QAM 15MHz+15MHz

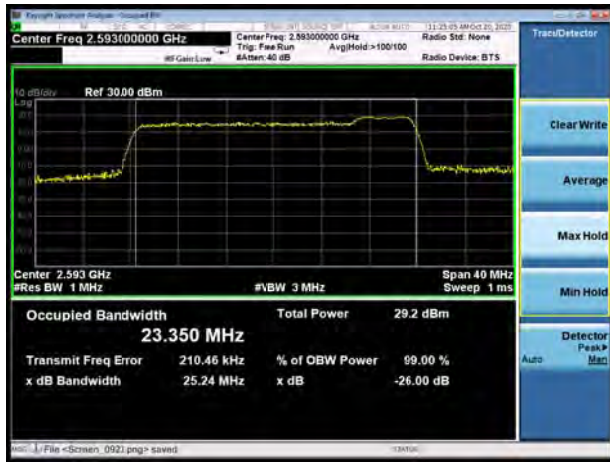


CA\_41C 64QAM 15MHz+20MHz





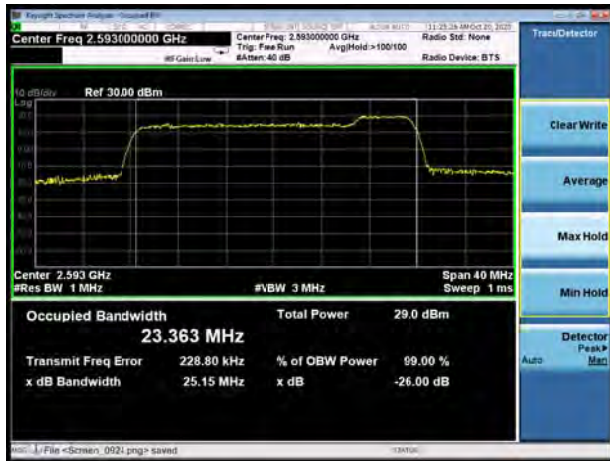
CA\_41C QPSK 20MHz+5MHz



CA\_41C QPSK 20MHz+10MHz



CA\_41C 16QAM 20MHz+5MHz



CA\_41C 16QAM 20MHz+10MHz



CA\_41C 64QAM 20MHz+5MHz

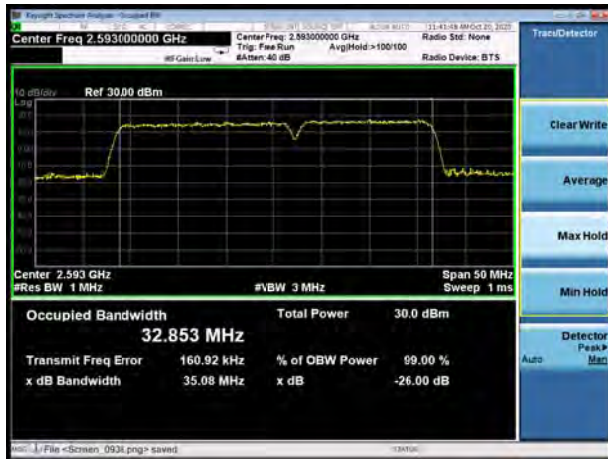


CA\_41C 64QAM 20MHz+10MHz

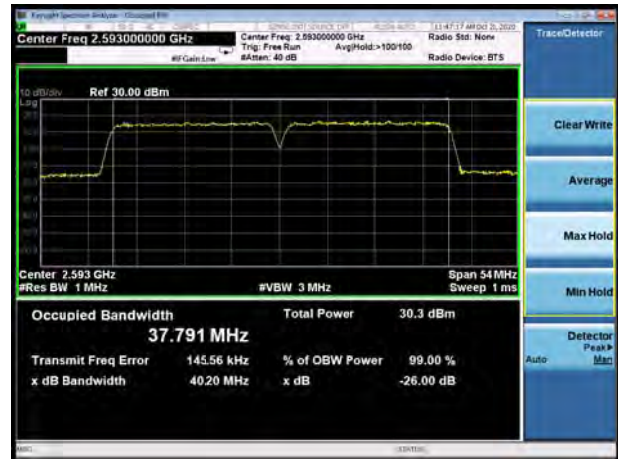




CA\_41C QPSK 20MHz+15MHz



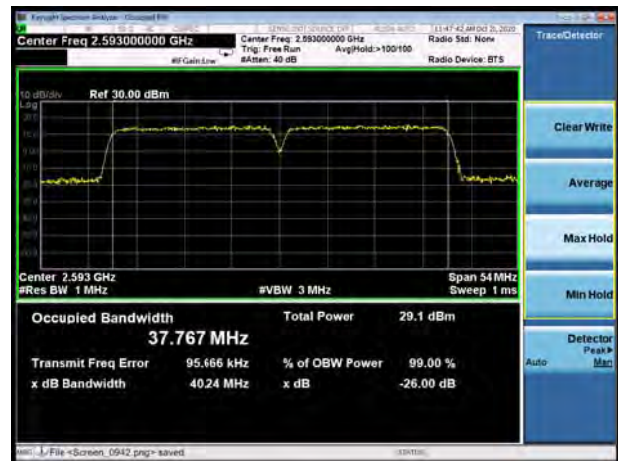
CA\_41C QPSK 20MHz+20MHz



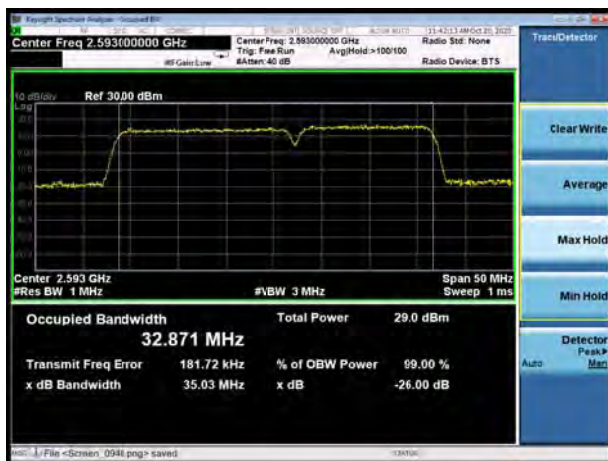
CA\_41C 16QAM 20MHz+15MHz



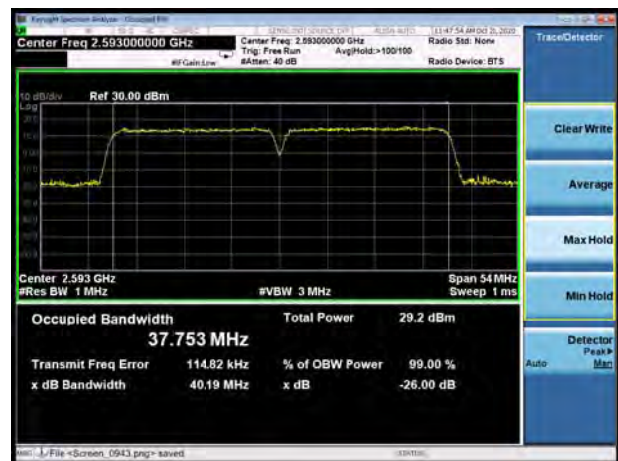
CA\_41C 16QAM 20MHz+20MHz



CA\_41C 64QAM 20MHz+15MHz



CA\_41C 64QAM 20MHz+20MHz





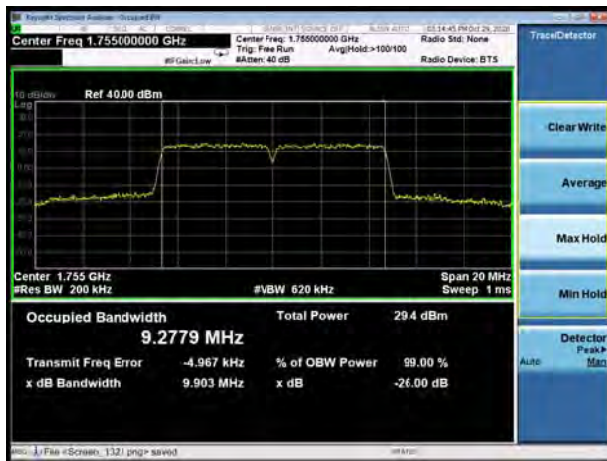
### CA\_66B QPSK 5MHz+5MHz



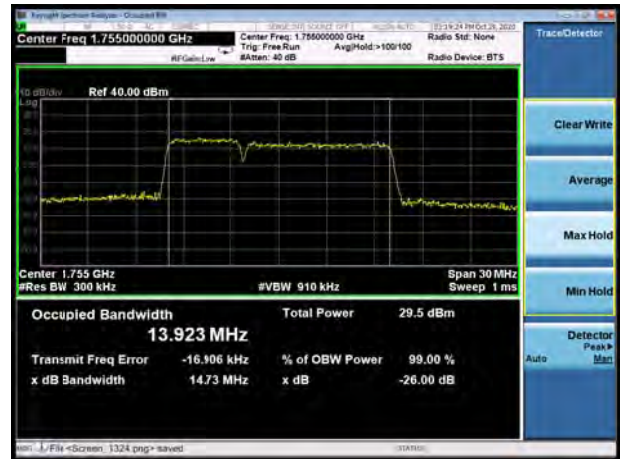
### CA\_66B QPSK 5MHz+10MHz



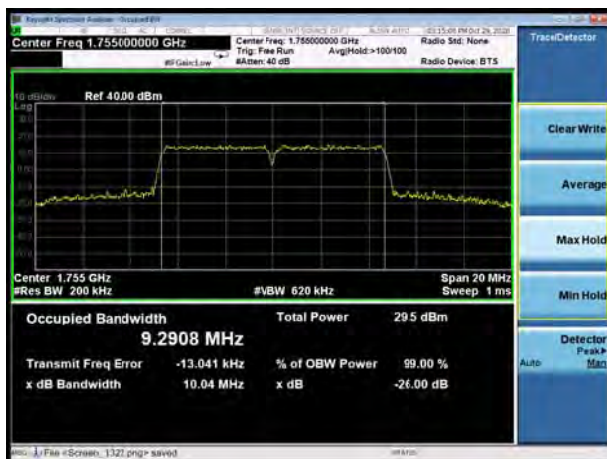
### CA\_66B 16QAM 5MHz+5MHz



### CA\_66B 16QAM 5MHz+10MHz



### CA\_66B 64QAM 5MHz+5MHz



### CA\_66B 64QAM 5MHz+10MHz

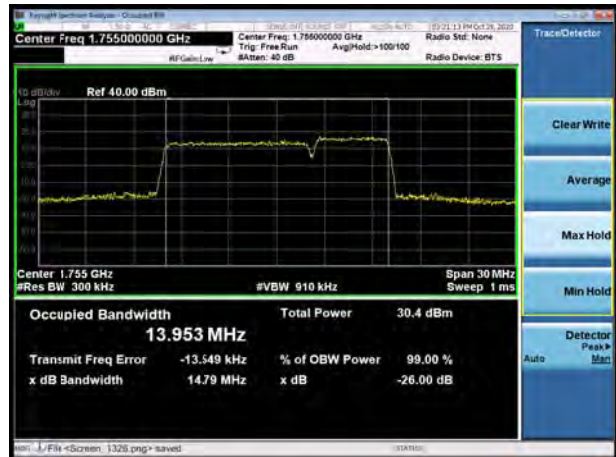




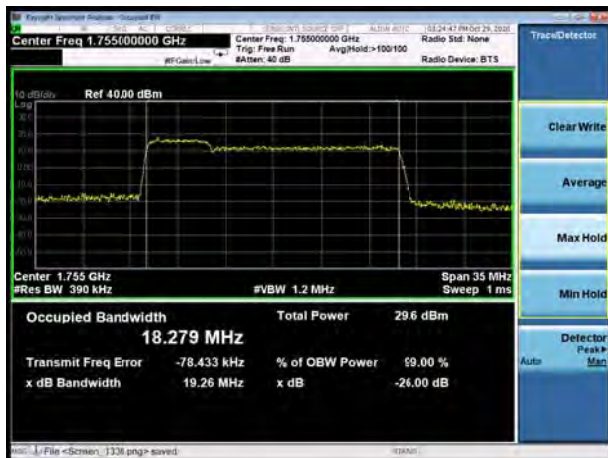
### CA\_66B QPSK 5MHz+15MHz



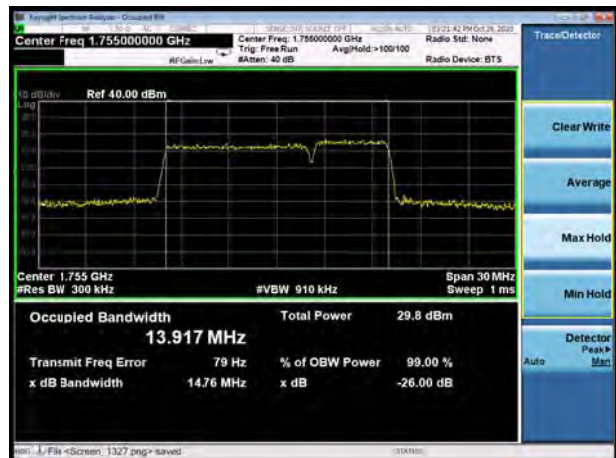
### CA\_66B QPSK 10MHz+5MHz



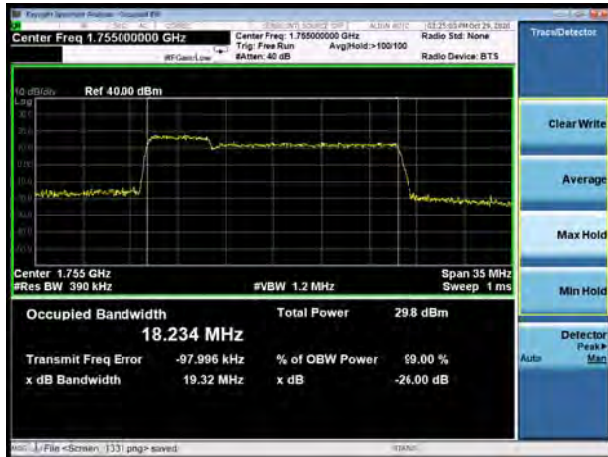
### CA\_66B 16QAM 5MHz+15MHz



### CA\_66B 16QAM 10MHz+5MHz

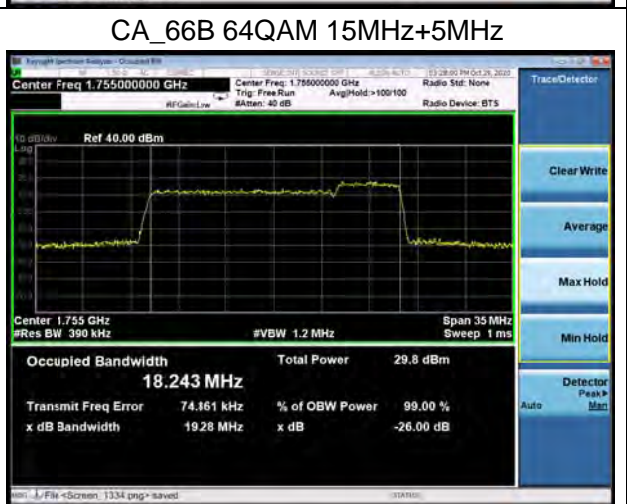
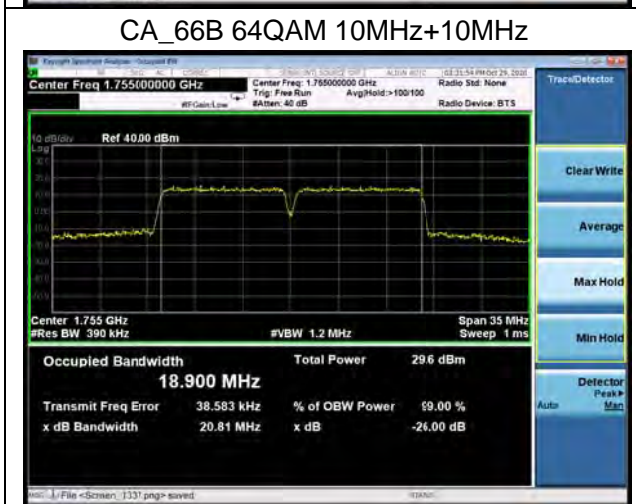
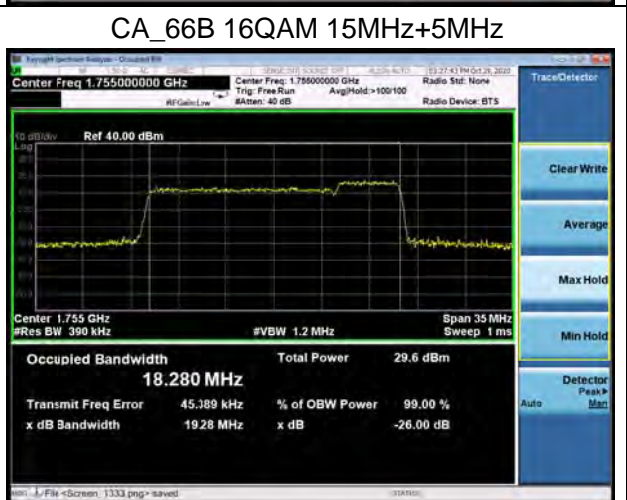
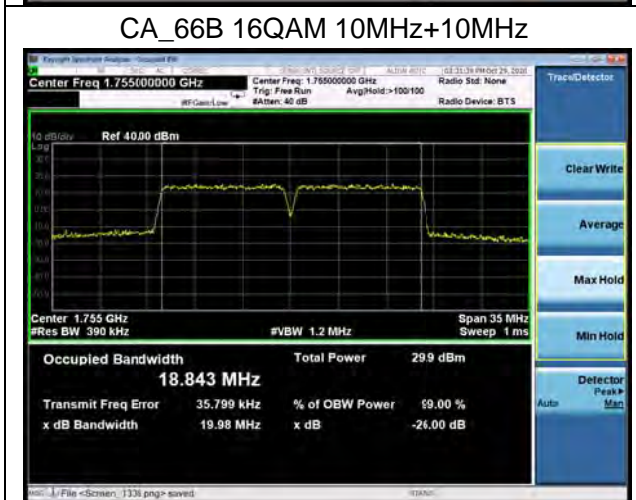
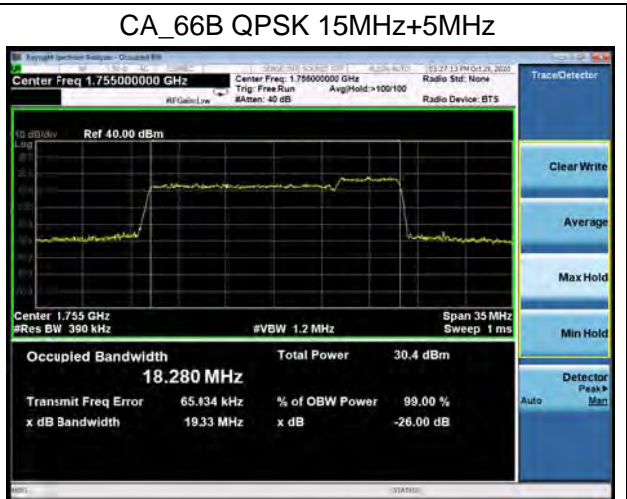
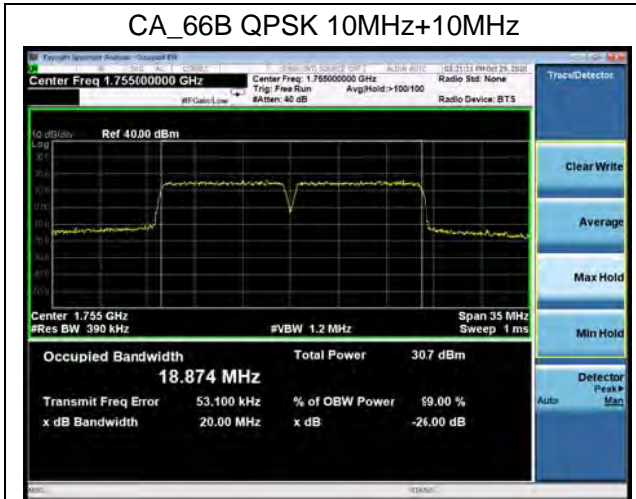


### CA\_66B 64QAM 5MHz+15MHz



### CA\_66B 64QAM 10MHz+5MHz







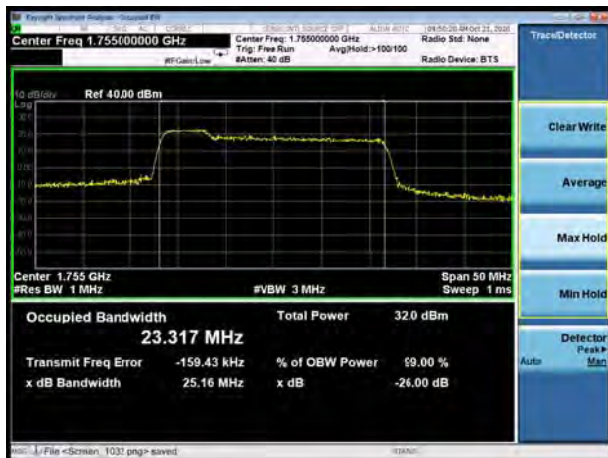
CA\_66C QPSK 5MHz+20MHz



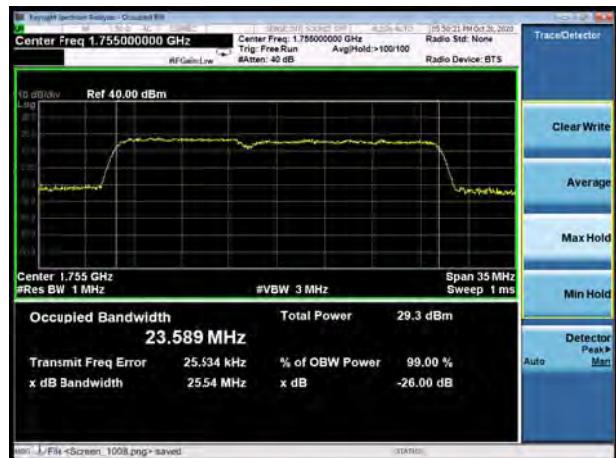
CA\_66C QPSK 10MHz+15MHz



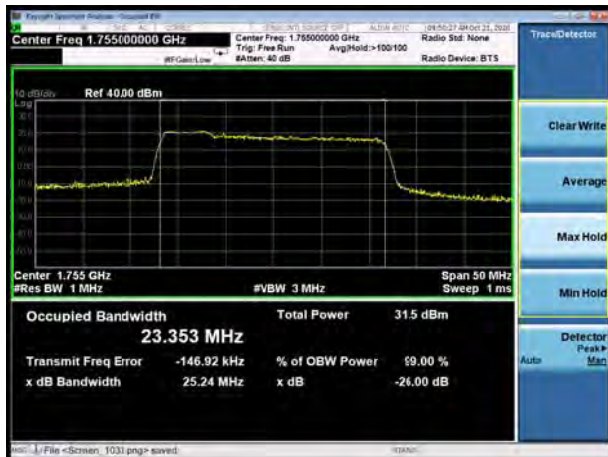
CA\_66C 16QAM 5MHz+20MHz



CA\_66C 16QAM 10MHz+15MHz

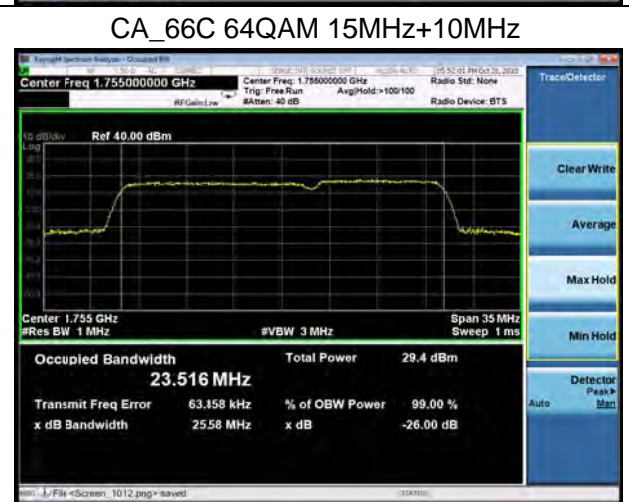
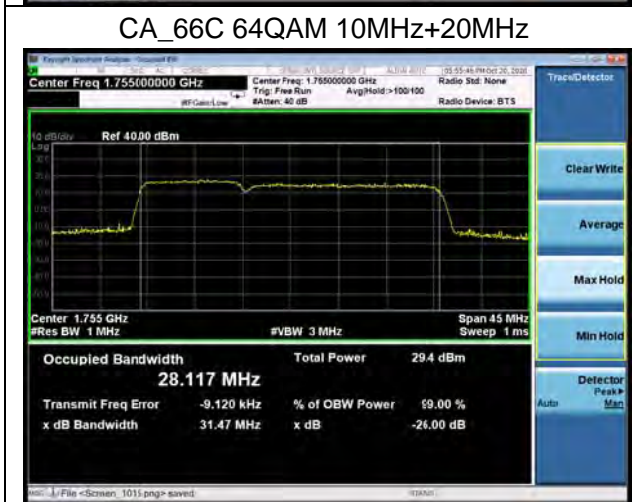
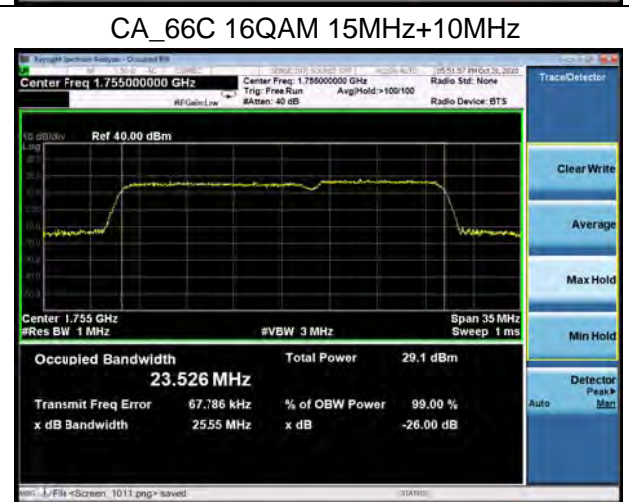
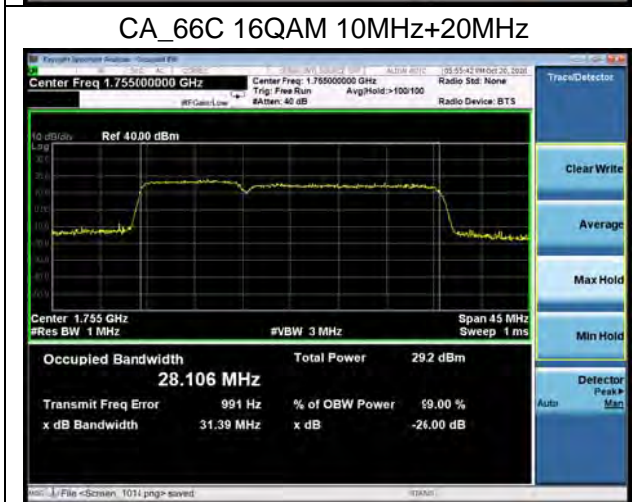
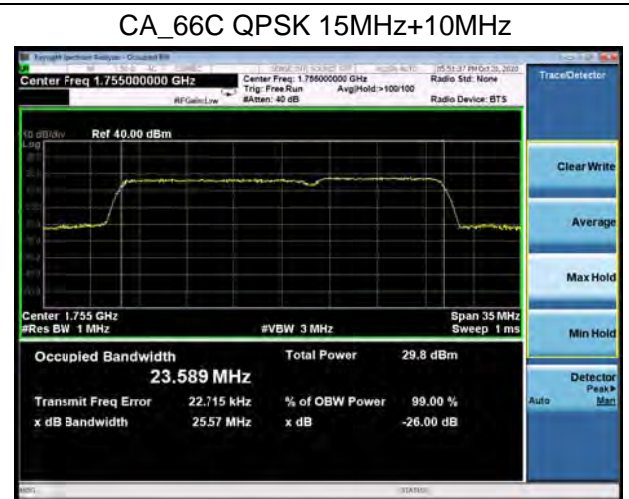
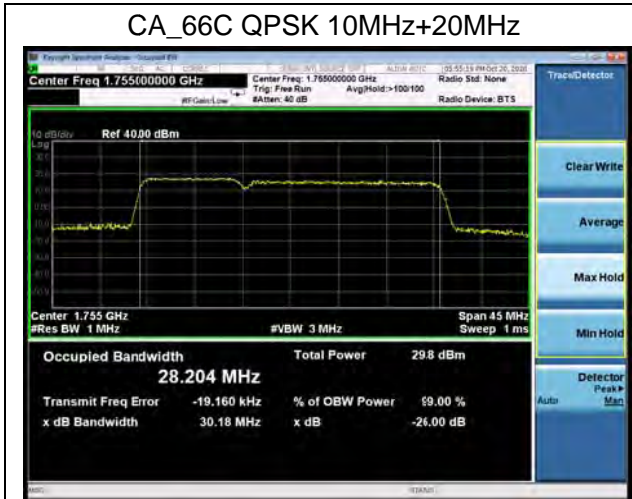


CA\_66C 64QAM 5MHz+20MHz

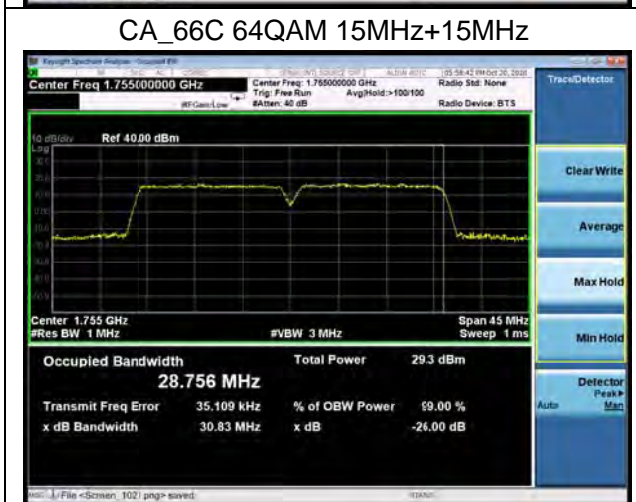
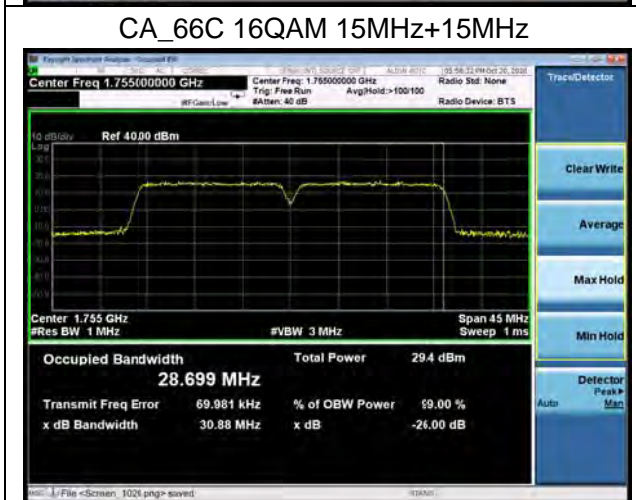
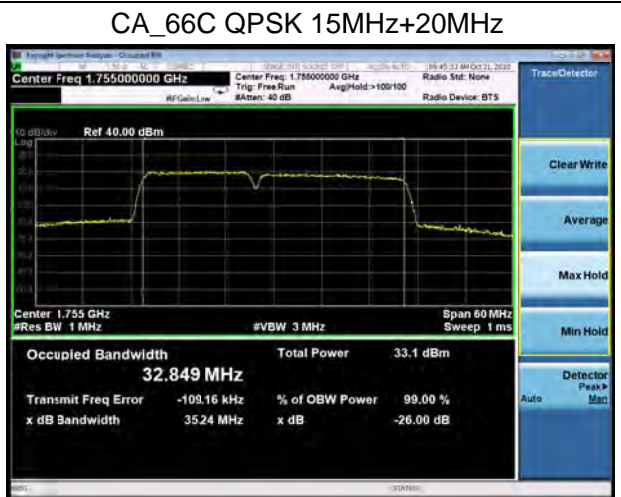
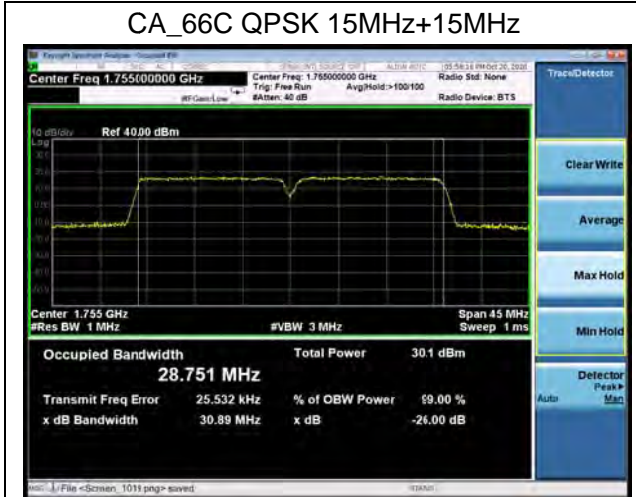


CA\_66C 64QAM 10MHz+15MHz











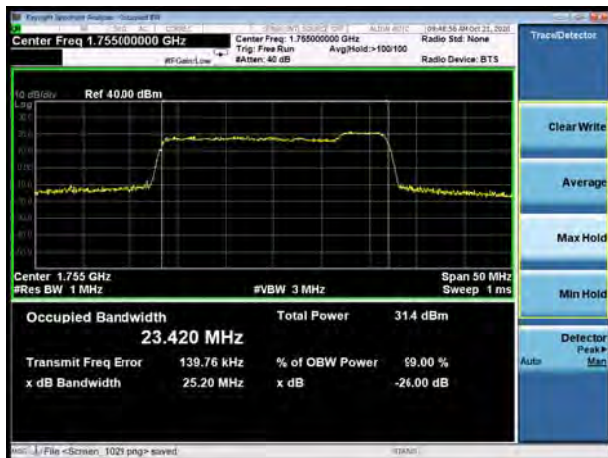
### CA\_66C QPSK 20MHz+5MHz



### CA\_66C QPSK 20MHz+10MHz



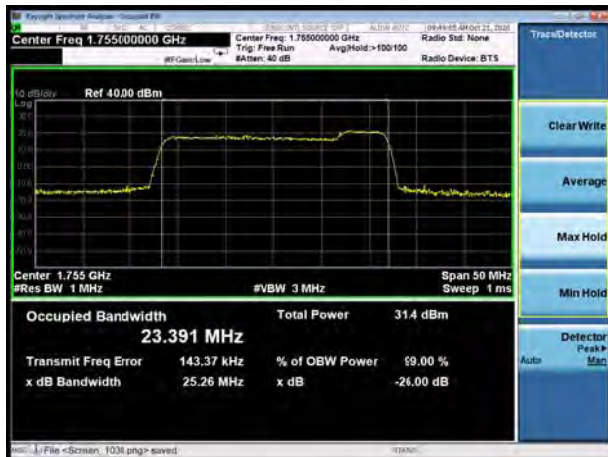
### CA\_66C 16QAM 20MHz+5MHz



### CA\_66C 16QAM 20MHz+10MHz

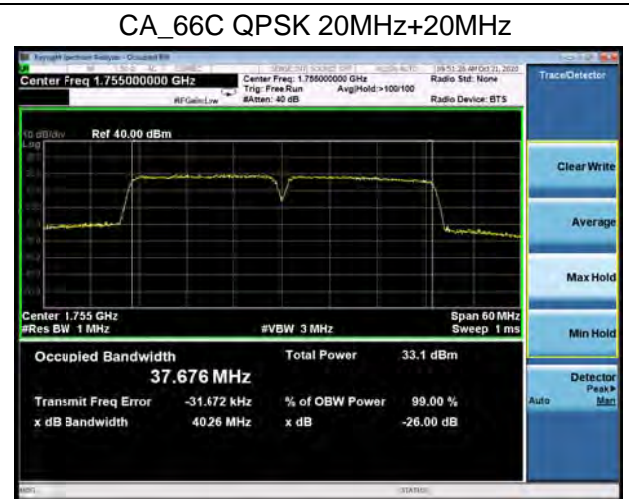
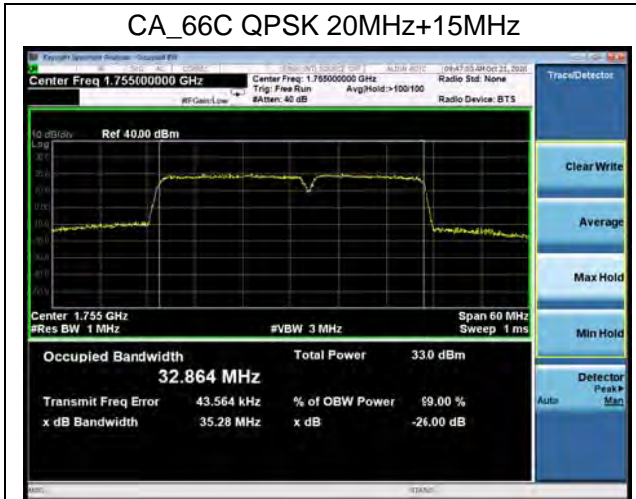


### CA\_66C 64QAM 20MHz+5MHz



### CA\_66C 64QAM 20MHz+10MHz







CA-4C-12A QPSK 20MHz+20MHz+20MHz  
CH20050



CA-4C-12A QPSK 20MHz+20MHz+20MHz  
CH20102



CA-4C-12A 16QAM 20MHz+20MHz+20MHz  
CH20050



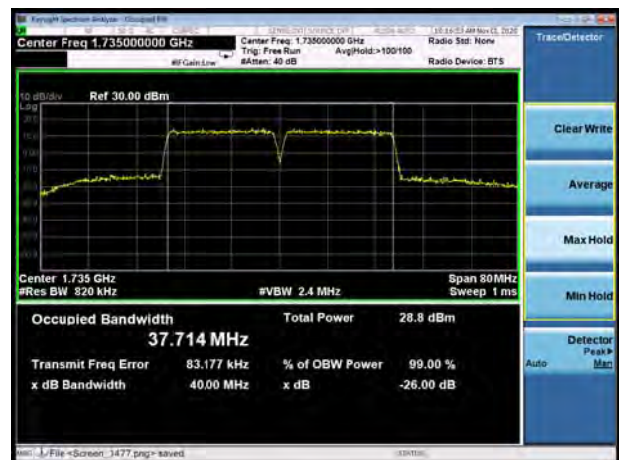
CA-4C-12A 16QAM 20MHz+20MHz+20MHz  
CH20102



CA-4C-12A 64QAM 20MHz+20MHz+20MHz  
CH20050



CA-4C-12A 64QAM 20MHz+20MHz+20MHz  
CH20102





CA-7C-4A QPSK 20MHz+20MHz+20MHz  
CH20850



CA-7C-4A QPSK 20MHz+20MHz+20MHz  
CH21152



CA-7C-4A 16QAM 20MHz+20MHz+20MHz  
CH20850



CA-7C-4A 16QAM 20MHz+20MHz+20MHz  
CH21152



CA-7C-4A 64QAM 20MHz+20MHz+20MHz  
CH20850



CA-7C-4A 64QAM 20MHz+20MHz+20MHz  
CH21152



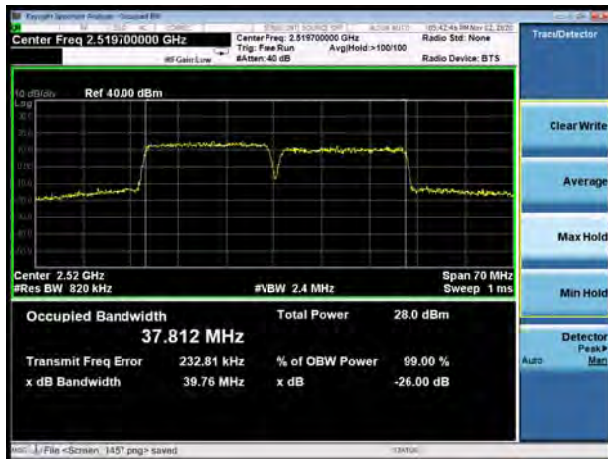
CA-7C-5A QPSK 20MHz+20MHz+20MHz  
CH20850



CA-7C-5A QPSK 20MHz+20MHz+20MHz  
CH21152



CA-7C-5A 16QAM 20MHz+20MHz+20MHz  
CH20850



CA-7C-5A 16QAM 20MHz+20MHz+20MHz  
CH21152



CA-7C-5A 64QAM 20MHz+20MHz+20MHz  
CH20850

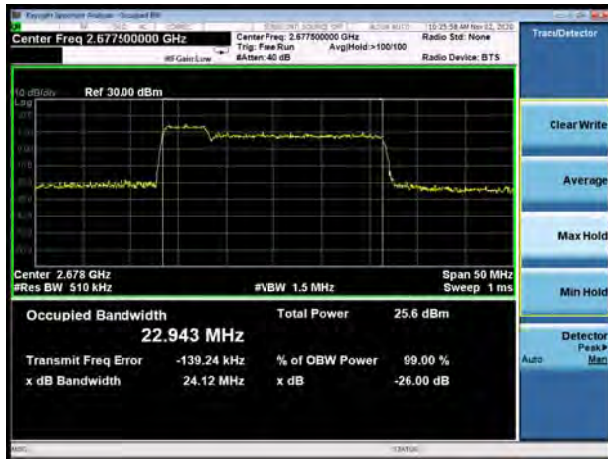


CA-7C-5A 64QAM 20MHz+20MHz+20MHz  
CH21152

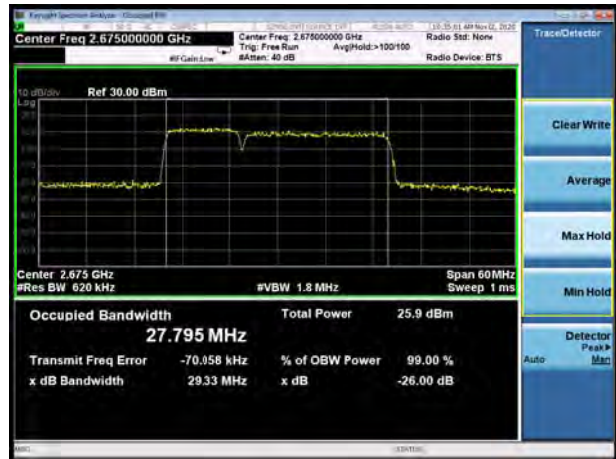




CA-41A\_41C QPSK 5MHz+20MHz+20MHz



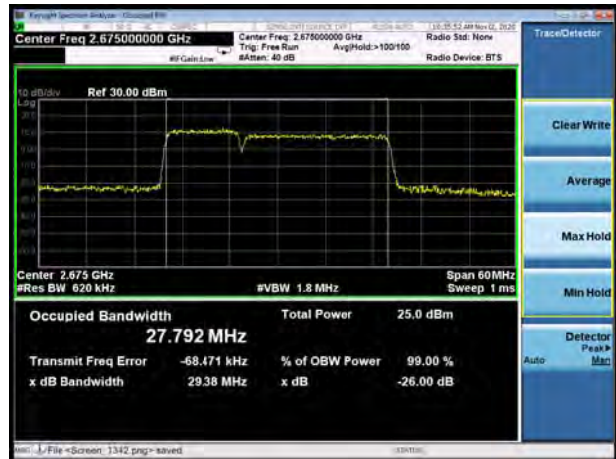
CA-41A\_41C QPSK 10MHz+20MHz+20MHz



CA-41A\_41C 16QAM 5MHz+20MHz+20MHz



CA-41A\_41C 16QAM 10MHz+20MHz+20MHz



CA-41A\_41C 64QAM 5MHz+20MHz+20MHz

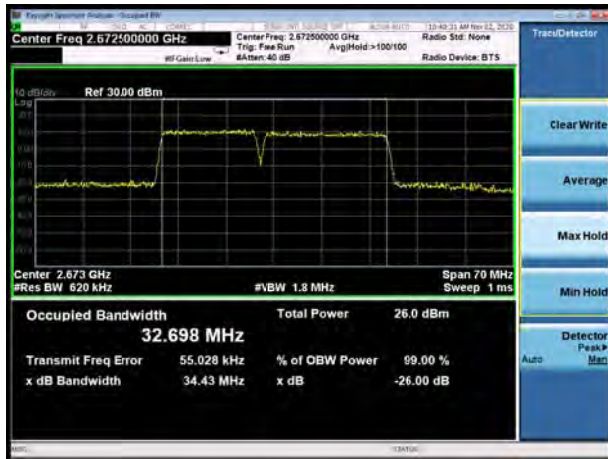


CA-41A\_41C 64QAM 10MHz+20MHz+20MHz

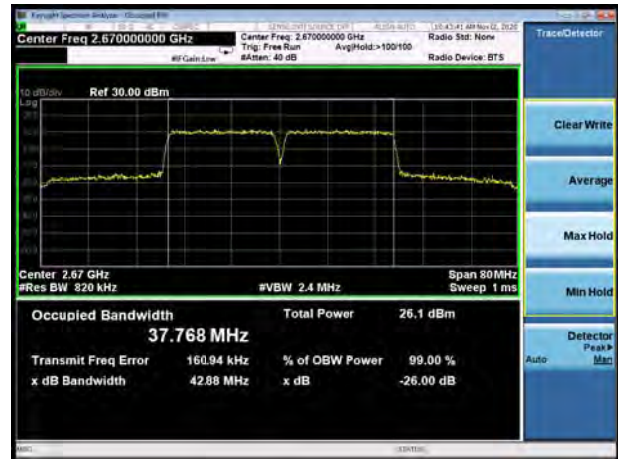




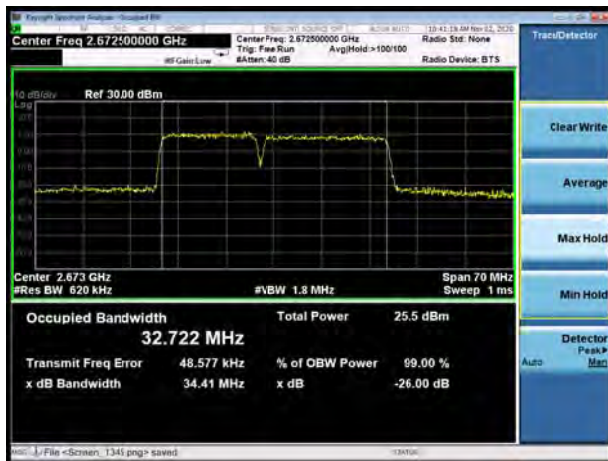
### CA-41A\_41C QPSK 15MHz+20MHz+20MHz



### CA-41A\_41C QPSK 20MHz+20MHz+20MHz



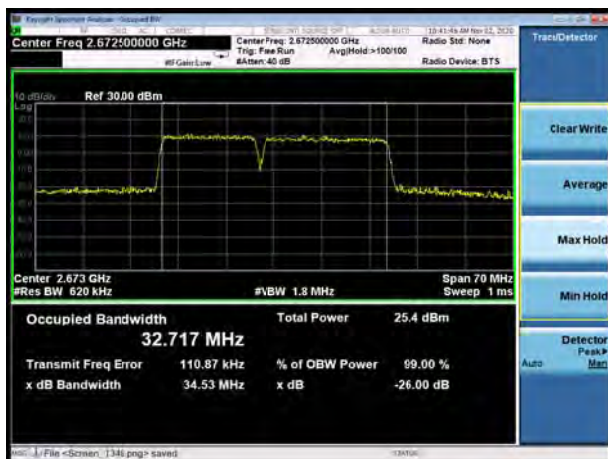
### CA-41A\_41C 16QAM 15MHz+20MHz+20MHz



### CA-41A\_41C 16QAM 20MHz+20MHz+20MHz



### CA-41A\_41C 64QAM 15MHz+20MHz+20MHz



### CA-41A\_41C 64QAM 20MHz+20MHz+20MHz







CA-41D QPSK 10MHz+15MHz+20MHz  
CH 40477



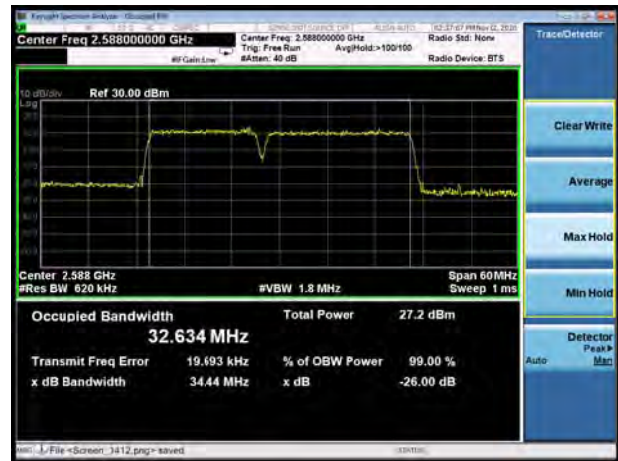
CA-41D QPSK 10MHz+15MHz+20MHz  
CH 40474



CA-41D 16QAM 10MHz+15MHz+20MHz  
CH 40477



CA-41D 16QAM 10MHz+15MHz+20MHz  
CH 40474



CA-41D 64QAM 10MHz+15MHz+20MHz  
CH 40477



CA-41D 64QAM 10MHz+15MHz+20MHz  
CH 40474

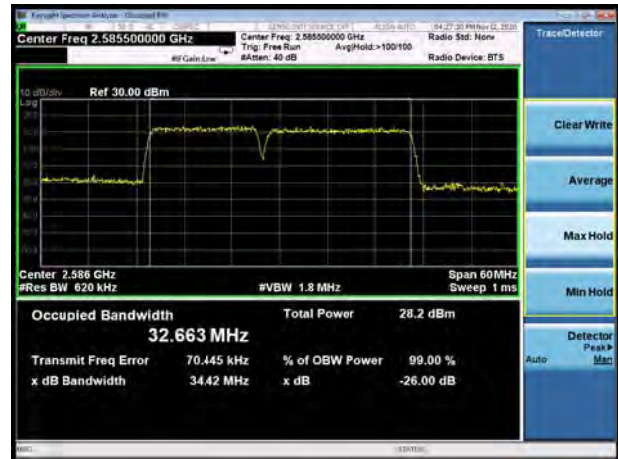




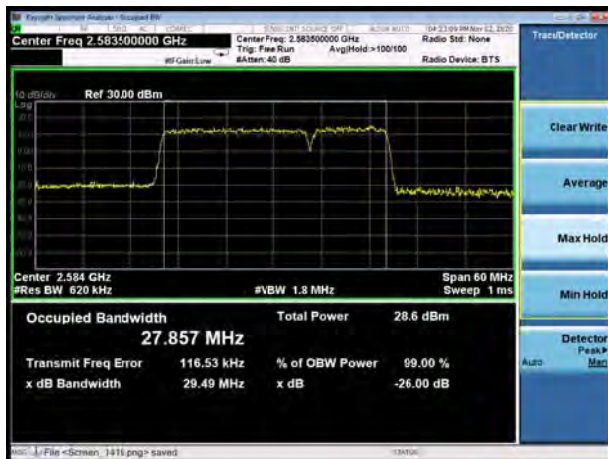
### CA-41D QPSK 10MHz+20MHz+20MHz



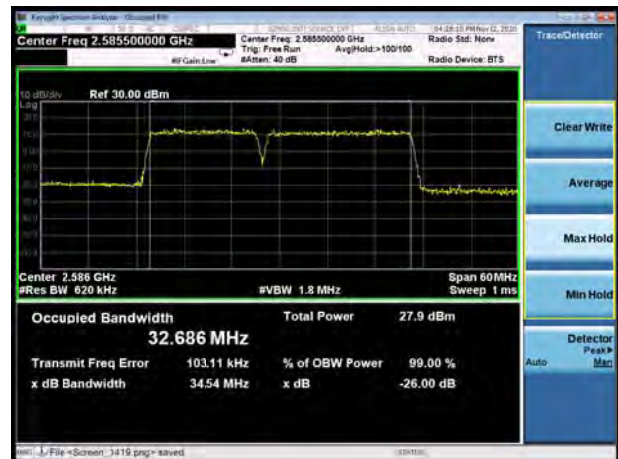
### CA-41D QPSK 15MHz+15MHz+20MHz



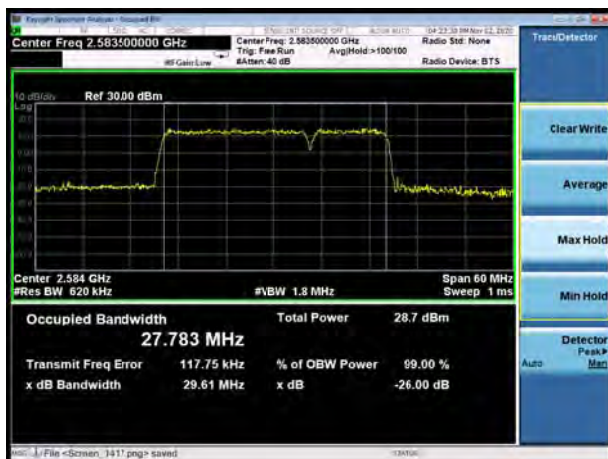
### CA-41D 16QAM 10MHz+20MHz+20MHz



### CA-41D 16QAM 15MHz+15MHz+20MHz



### CA-41D 64QAM 10MHz+20MHz+20MHz

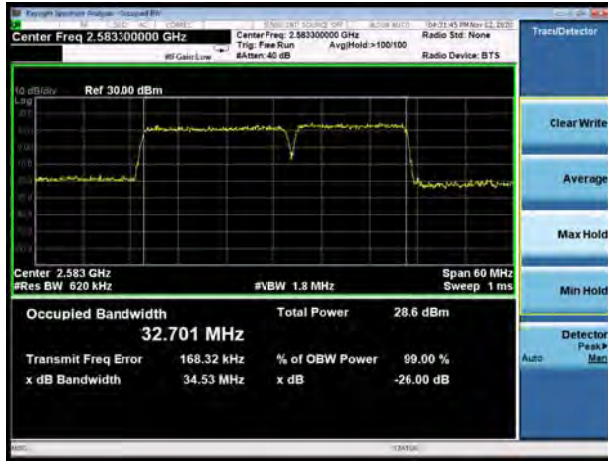


### CA-41D 64QAM 15MHz+15MHz+20MHz





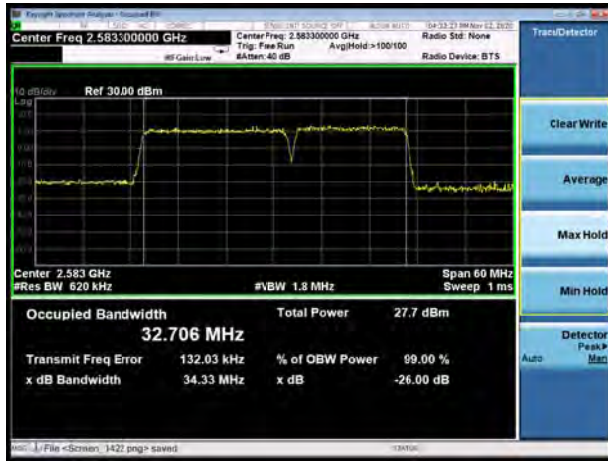
CA-41D QPSK 15MHz+20MHz+20MHz



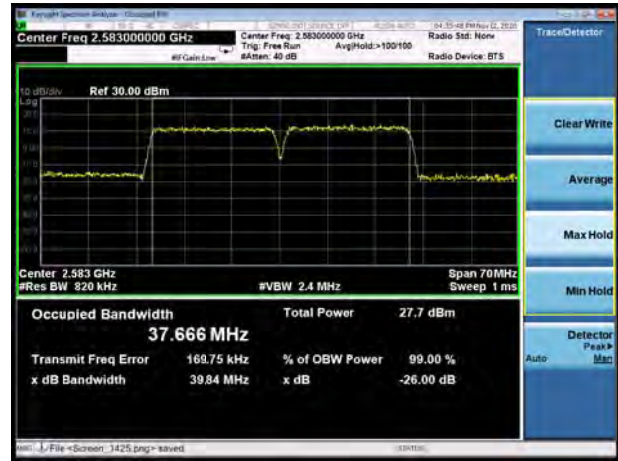
CA-41D QPSK 20MHz+20MHz+20MHz



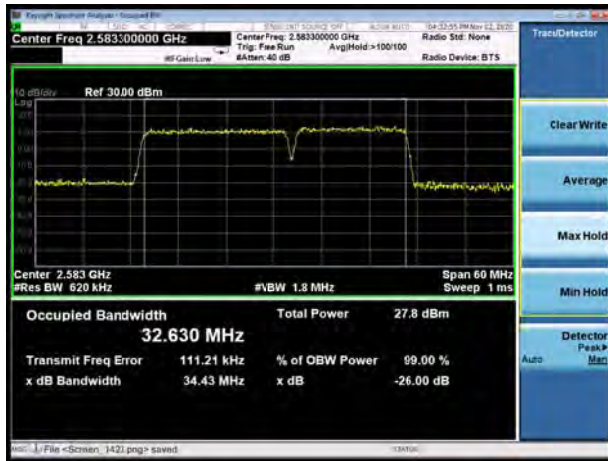
CA-41D 16QAM 15MHz+20MHz+20MHz



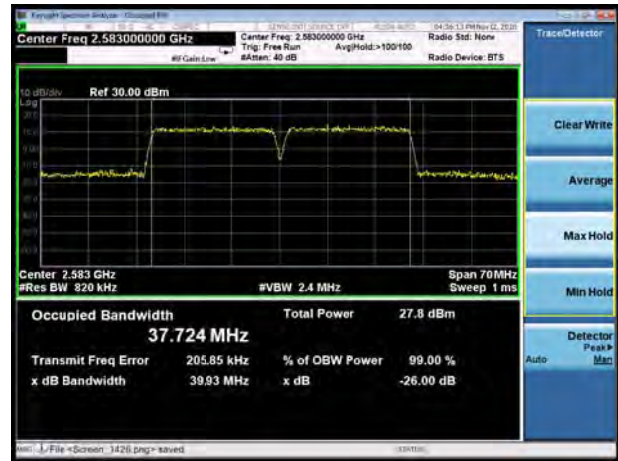
CA-41D 16QAM 20MHz+20MHz+20MHz



CA-41D 64QAM 15MHz+20MHz+20MHz



CA-41D 64QAM 20MHz+20MHz+20MHz



### 5.3 Band Edge Compliance

#### Ambient condition

Temperature	Relative humidity	Pressure
23°C ~25°C	45%~50%	101.5kPa

#### Method of Measurement

The EUT was connected to Spectrum Analyzer and Base Station Simulator via power Splitter. The band edge of the lowest and highest channels were measured.

The testing follows KDB 971168 D01 v03r01 Section 6.0

The EUT was connected to spectrum analyzer and system simulator via a power divider.

The band edges of low and high channels for the highest RF powers were measured.

For LTE Band 41 Set RBW >= 1% EBW in the 1MHz band immediately outside and adjacent to the band edge. Beyond the 1 MHz band from the band edge, RBW=1MHz was used.

RBW is set to 51 kHz, VBW is set to 160 kHz for WCDMA Band IV.

RBW is set to 15 kHz, VBW is set to 43 kHz for LTE Band 4/66 (1.4MHz).

RBW is set to 30 kHz, VBW is set to 91kHz for LTE Band 4/66 (3MHz).

RBW is set to 51 kHz, VBW is set to 150 kHz for LTE Band 4/66/(5MHz).

RBW is set to 100 kHz, VBW is set to 300kHz for LTE Band 4/66 (10MHz).

RBW is set to 150 kHz, VBW is set to 470 kHz for LTE Band 4/66 (15MHz).

RBW is set to 200 kHz, VBW is set to 620 kHz for LTE Band 4/66 (20MHz)

RBW is set to 1MHz (0.00Hz~ 2.5MHz) for LTE Band 7/38/41.

RBW is set to 100kHz (2.5MHz~ 3.5MHz) for LTE Band 7/38/41.

RBW is set to 1MHz (3.5MHz~15MHz) for LTE Band 7/38/41.

RBW is set to 30 kHz, VBW is set to 100kHz for LTE Band 12/71(1.4MHz/3MHz/5MHz/10MHz).

RBW is set to 6.8kHz for LTE Band 13 (763MHz~775MHz).

RBW is set to 100 kHz for LTE Band 13 (775MHz~777MHz).

RBW is set to 100 kHz for LTE Band 13 (787MHz~793MHz).

RBW is set to 6.8 kHz for LTE Band 13 (793MHz~805MHz).

RBW is set to 1MHz (0.00Hz~ 15MHz) for CA-7C/ CA-38C/ CA-41C.

RBW is set to 620kHz (15MHz~ 16MHz) for CA-7C/ CA-38C/ CA-41C.

RBW is set to 1MHz (16MHz~60MHz) for CA-7C/ CA-38C/ CA-41C.

RBW is set to 120 kHz, VBW is set to 360 kHz for CA-66B(5M+5M).

RBW is set to 220 kHz, VBW is set to 680 kHz for CA-66B(10M+10M)

RBW is set to 300 kHz, VBW is set to 910 kHz for CA-66C(10M+15M).

RBW is set to 430 kHz, VBW is set to 1.3MHz for CA-66C(20M+20M).

RBW is set to 820 kHz, VBW is set to 2.4MHz for CA-4C-12A .

RBW is set to 1MHz (0.00Hz~ 20MHz) for CA-7C-4A/ CA-7C-5A/ CA-41A-41C/CA-41D.

RBW is set to 820kHz (20MHz~ 21MHz) for CA-7C-4A/ CA-7C-5A/ CA-41A-41C/CA-41D.

RBW is set to 1MHz (21MHz~80MHz) for CA-7C-4A/ CA-7C-5A/ CA-41A-41C/CA-41D.

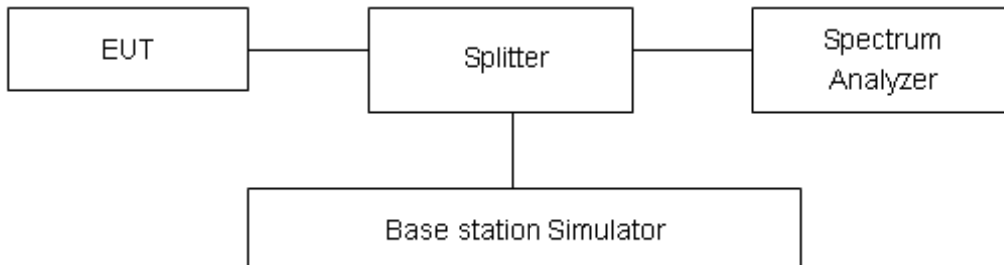
on spectrum analyzer.

Set spectrum analyzer with RMS detector.

The RF fundamental frequency should be excluded against the limit line in the operating frequency band.

Checked that all the results comply with the emission limit line.

**Test Setup**



**Limits**

Rule Part 27.53(i) By a factor of not less than  $43 + 10 \log (P)$  dB on all frequencies between 2305 and 2320 MHz.

Rule Part 27.53(h) specifies that “ for operations in the 1695-1710 MHz, 1710-1755 MHz, 1755-1780 MHz, 1915-1920 MHz, 1995-2000 MHz, 2000-2020 MHz, 2110-2155 MHz, 2155-2180 MHz, and 2180-2200 bands, the power of any emission outside a licensee's frequency block shall be attenuated below the transmitter power (P) in watts by at least  $43 + 10 \log_{10} (P)$  dB”

Rule Part 27.53(g) For operations in the 600 MHz band and the 698-746 MHz band, the power of any emission outside a licensee's frequency band(s) of operation shall be attenuated below the transmitter power (P) within the licensed band(s) of operation, measured in watts, by at least  $43 + 10 \log (P)$  dB. Compliance with this provision is based on the use of measurement instrumentation employing a resolution bandwidth of 100 kilohertz or greater. However, in the 100 kilohertz bands immediately outside and adjacent to a licensee's frequency block, a resolution bandwidth of at least 30 kHz may be employed.

Rule Part 27.53(m) (4)/ specifies that “for BRS and EBS stations. For mobile digital stations, the attenuation factor shall be not less than  $40 + 10 \log (P)$  dB on all frequencies between the channel edge and 5 megahertz from the channel edge,  $43 + 10 \log (P)$  dB on all frequencies between 5 megahertz and X megahertz from the channel edge, and  $55 + 10 \log (P)$  dB on all frequencies more than X megahertz from the channel edge, where X is the greater of 6 megahertz or the actual emission bandwidth as defined in paragraph (m)(4) of this section. In addition, the attenuation factor shall not be less that  $43 + 10 \log (P)$  dB on all frequencies between 2490.5 MHz and 2496 MHz and  $55 + 10 \log (P)$  dB at or below 2490.5 MHz. Mobile Satellite Service licensees operating on frequencies below 2495 MHz may also submit a documented interference complaint against BRS licensees operating on channel BRS Channel 1 on the same terms and conditions as adjacent channel BRS or EBS licensees.



Example:

The limit line is derived from  $43 + 10\log(P)$  dB below the transmitter power  $P$ (Watts)  
 $= P(W) - [43 + 10\log(P)]$  (dB)  
 $= [30 + 10\log(P)]$  (dBm) -  $[43 + 10\log(P)]$  (dB) = -13dBm.

Rule Part 27.53(f) For operations in the 746-758 MHz, 775-788 MHz, and 805-806 MHz bands, emissions in the band 1559-1610 MHz shall be limited to  $-70$  dBW/MHz equivalent isotropically radiated power (EIRP) for wideband signals, and  $-80$  dBW EIRP for discrete emissions of less than 700 Hz bandwidth. For the purpose of equipment authorization, a transmitter shall be tested with an antenna that is representative of the type that will be used with the equipment in normal operation.

Rule Part 27.53 (c) For operations in the 746-758 MHz band and the 776-788 MHz band, the power of any emission outside the licensee's frequency band(s) of operation shall be attenuated below the transmitter power ( $P$ ) within the licensed band(s) of operation, measured in watts, in accordance with the following:

- (1) On any frequency outside the 746-758 MHz band, the power of any emission shall be attenuated outside the band below the transmitter power ( $P$ ) by at least  $43 + 10 \log(P)$  dB;
- (2) On any frequency outside the 776-788 MHz band, the power of any emission shall be attenuated outside the band below the transmitter power ( $P$ ) by at least  $43 + 10 \log(P)$  dB;
- (3) On all frequencies between 763-775 MHz and 793-805 MHz, by a factor not less than  $76 + 10 \log(P)$  dB in a 6.25 kHz band segment, for base and fixed stations;
- (4) On all frequencies between 763-775 MHz and 793-805 MHz, by a factor not less than  $65 + 10 \log(P)$  dB in a 6.25 kHz band segment, for mobile and portable stations;
- (5) Compliance with the provisions of paragraphs (c)(1) and (c)(2) of this section is based on the use of measurement instrumentation employing a resolution bandwidth of 100 kHz or greater. However, in the 100 kHz bands immediately outside and adjacent to the frequency block, a resolution bandwidth of at least 30 kHz may be employed;

### Measurement Uncertainty

The assessed measurement uncertainty to ensure 95% confidence level for the normal distribution is with the coverage factor  $k = 1.96$ ,  $U=0.684$ dB.

## Test Result

All the test traces in the plots shows the test results clearly.

### WCDMA Band IV CH-Low

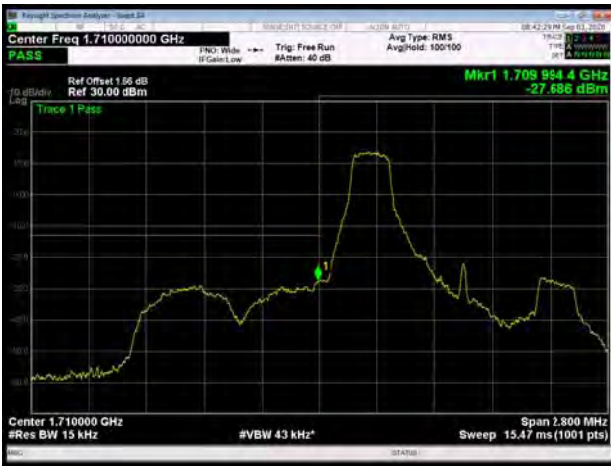


### WCDMA Band IV CH-High

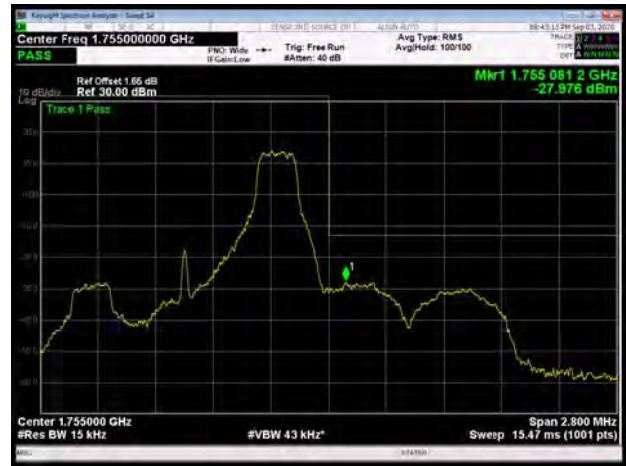




LTE Band 4 QPSK 1.4MHz CH-Low, 1 RB



LTE Band 4 QPSK 1.4MHz CH-High, 1 RB



LTE Band 4 QPSK 1.4MHz CH-Low, 100%RB



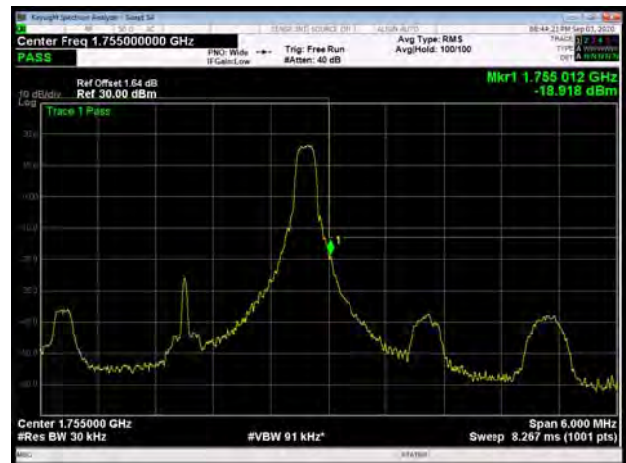
LTE Band 4 QPSK 1.4MHz CH-High, 100%RB



LTE Band 4 QPSK 3MHz CH-Low, 1 RB



LTE Band 4 QPSK 3MHz CH-High, 1 RB



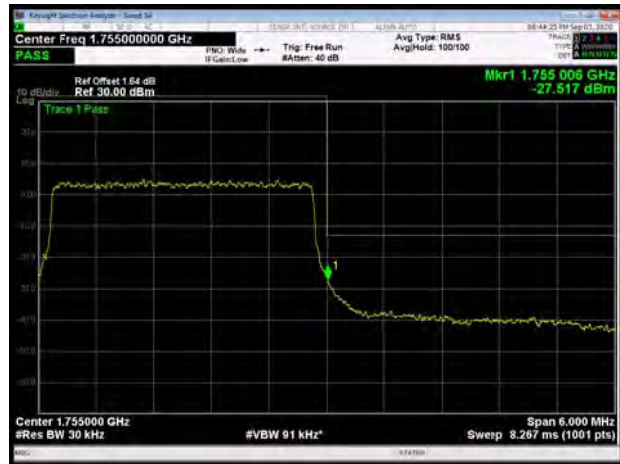




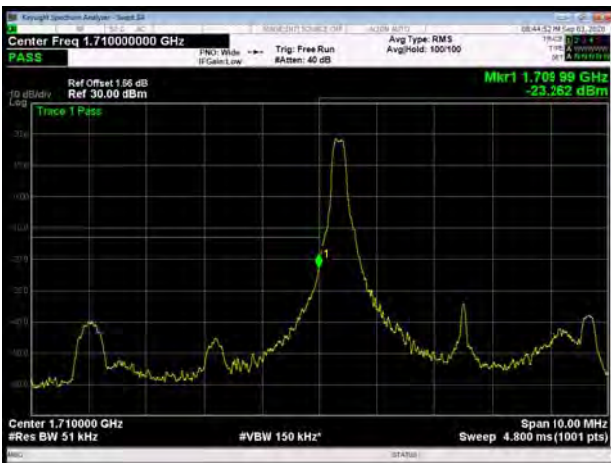
LTE Band 4 QPSK 3MHz CH-Low, 100%RB



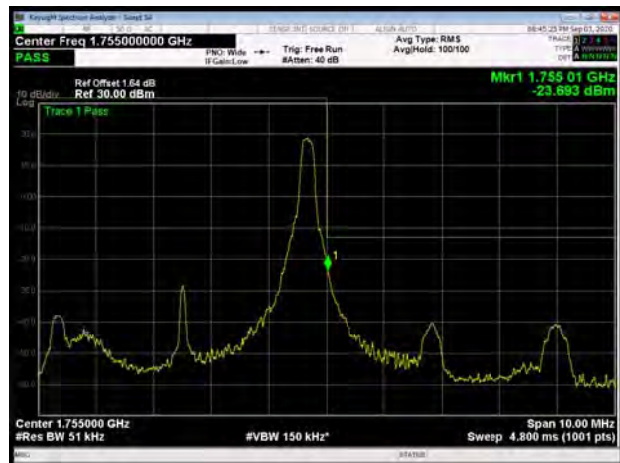
LTE Band 4 QPSK 3MHz CH-High, 100%RB



LTE Band 4 QPSK 5MHz CH-Low, 1 RB



LTE Band 4 QPSK 5MHz CH-High, 1 RB



LTE Band 4 QPSK 5MHz CH-Low, 100%RB

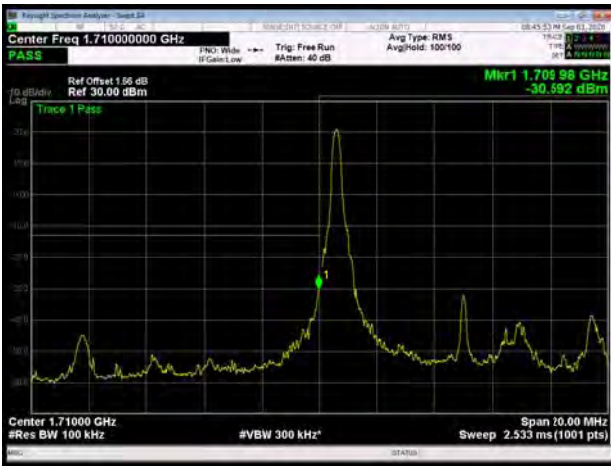


LTE Band 4 QPSK 5MHz CH-High, 100%RB

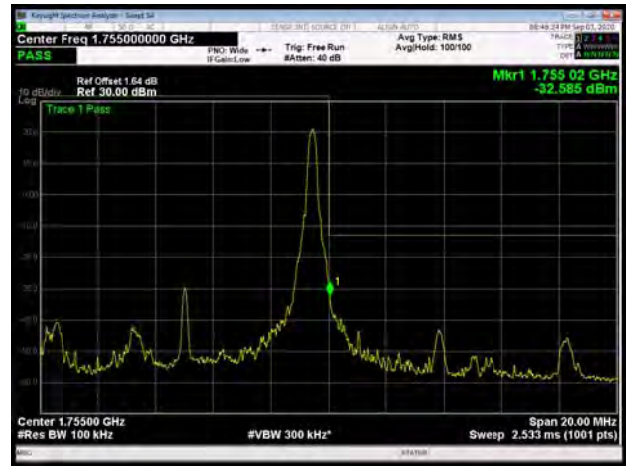




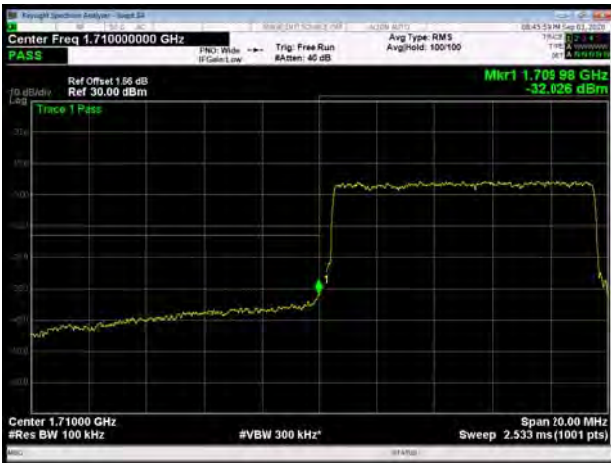
LTE Band 4 QPSK 10MHz CH-Low, 1 RB



LTE Band 4 QPSK 10MHz CH-High, 1 RB



LTE Band 4 QPSK 10MHz CH-Low, 100%RB



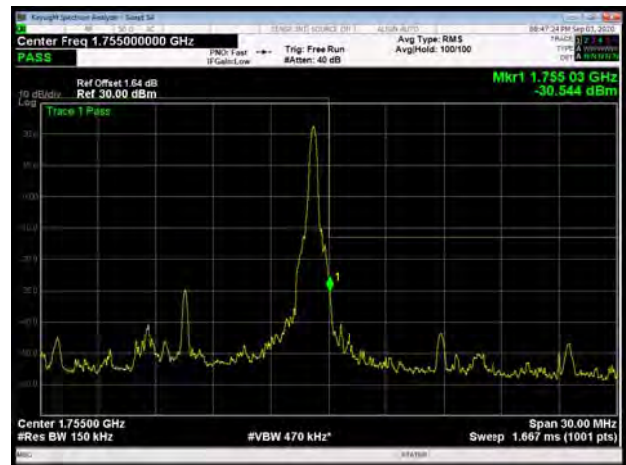
LTE Band 4 QPSK 10MHz CH-High, 100%RB



LTE Band 4 QPSK 15MHz CH-Low, 1 RB

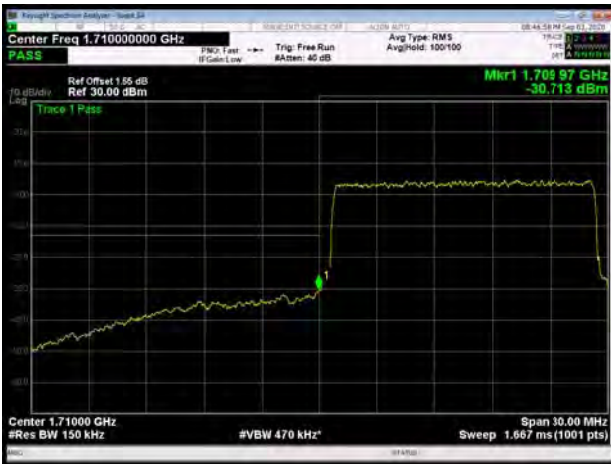


LTE Band 4 QPSK 15MHz CH-High, 1 RB

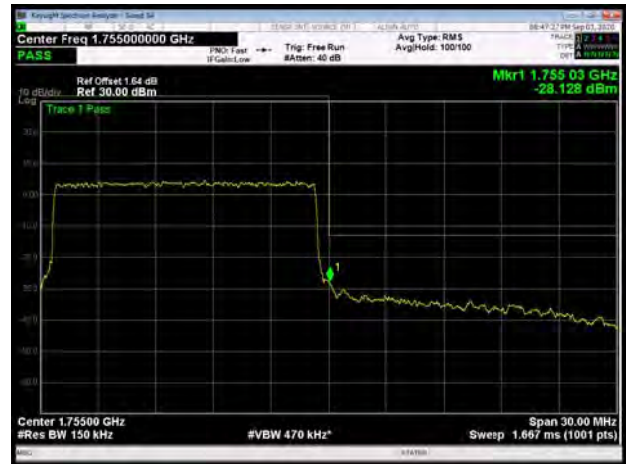




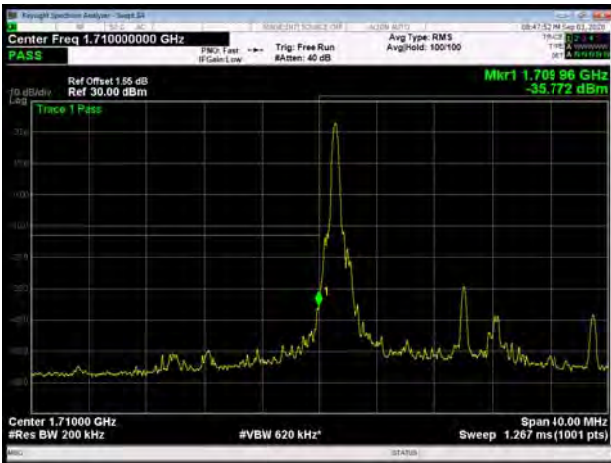
LTE Band 4 QPSK 15MHz CH-Low, 100%RB



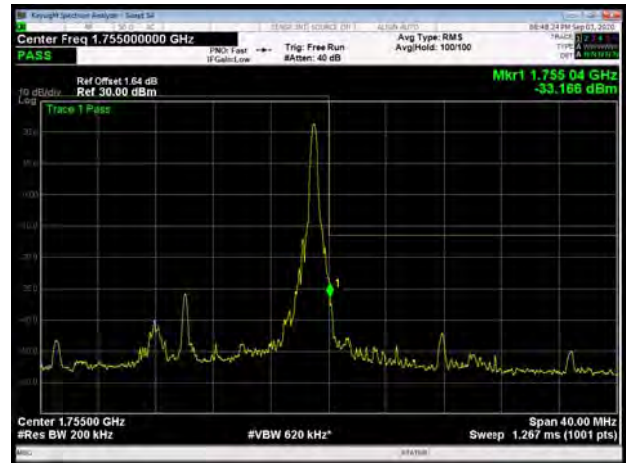
LTE Band 4 QPSK 15MHz CH-High, 100%RB



LTE Band 4 QPSK 20MHz CH-Low, 1 RB



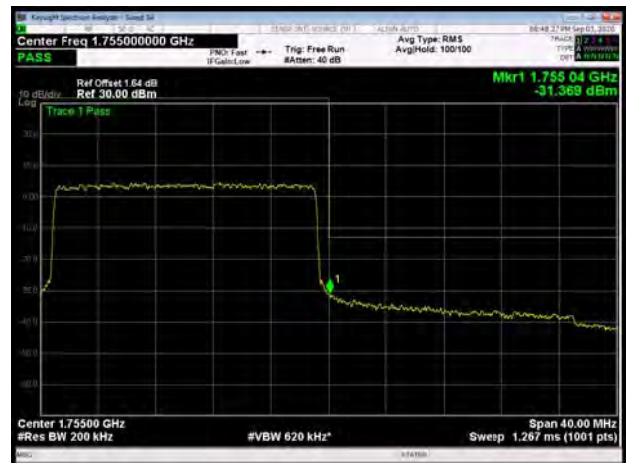
LTE Band 4 QPSK 20MHz CH-High, 1 RB



LTE Band 4 QPSK 20MHz CH-Low, 100%RB



LTE Band 4 QPSK 20MHz CH-High, 100%RB





LTE Band 4 16QAM 1.4MHz CH-Low, 1 RB



LTE Band 4 16QAM 1.4MHz CH-High, 1 RB



LTE Band 4 16QAM 1.4MHz CH-Low, 100%RB



LTE Band 4 16QAM 1.4MHz CH-High, 100%RB



LTE Band 4 16QAM 3MHz CH-Low, 1 RB



LTE Band 4 16QAM 3MHz CH-High, 1 RB





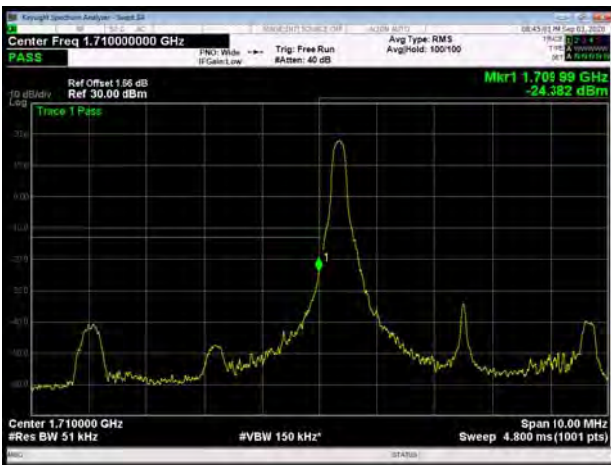
LTE Band 4 16QAM 3MHz CH-Low, 100%RB



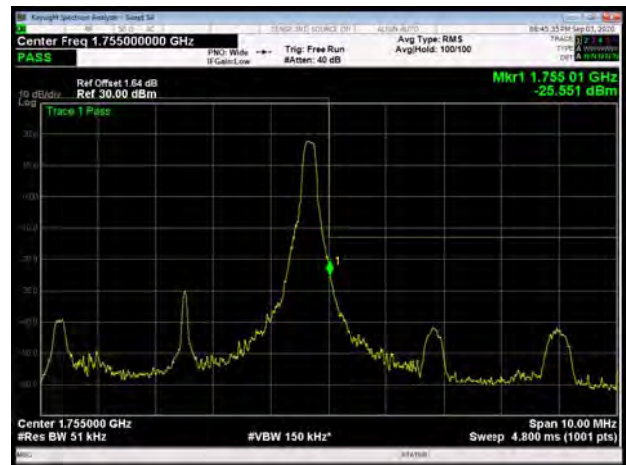
LTE Band 4 16QAM 3MHz CH-High, 100%RB



LTE Band 4 16QAM 5MHz CH-Low, 1 RB



LTE Band 4 16QAM 5MHz CH-High, 1 RB



LTE Band 4 16QAM 5MHz CH-Low, 100%RB

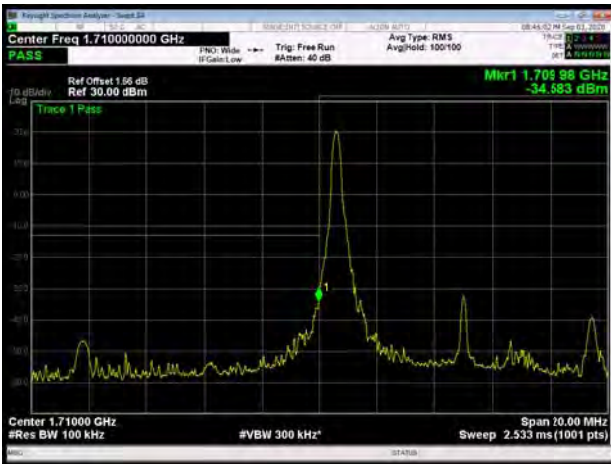


LTE Band 4 16QAM 5MHz CH-High, 100%RB

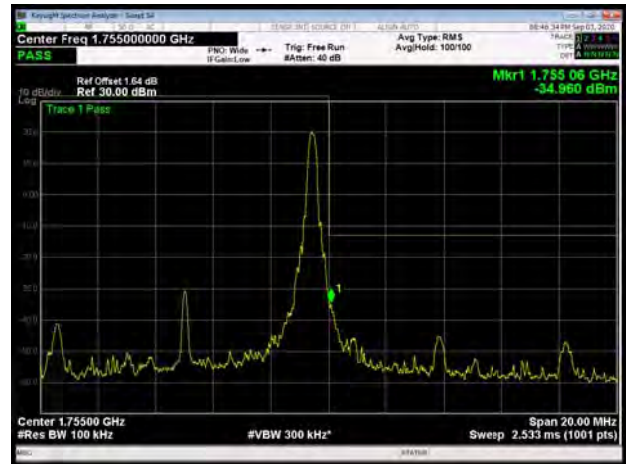




LTE Band 4 16QAM 10MHz CH-Low, 1 RB



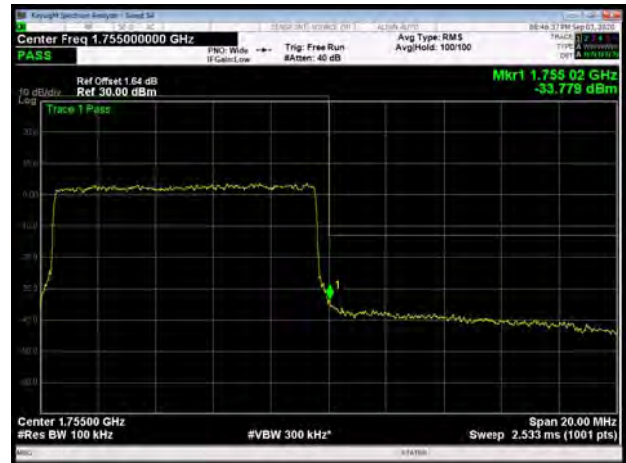
LTE Band 4 16QAM 10MHz CH-High, 1 RB



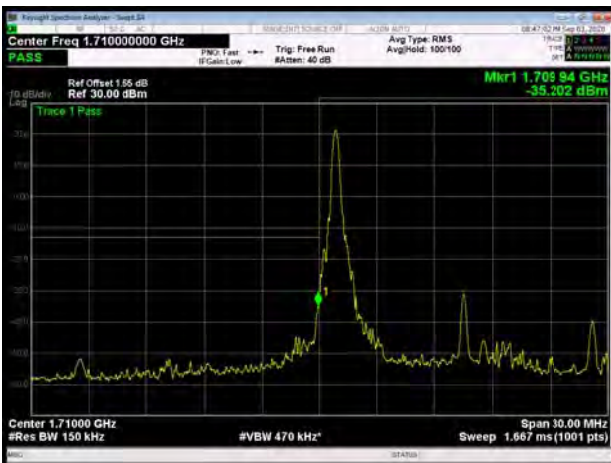
LTE Band 4 16QAM 10MHz CH-Low, 100%RB



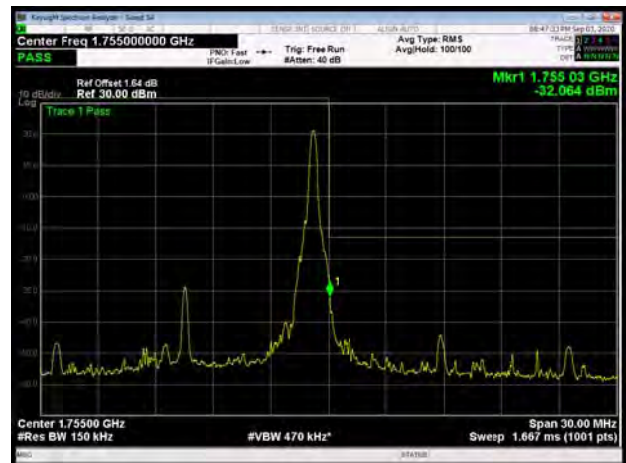
LTE Band 4 16QAM 10MHz CH-High, 100%RB



LTE Band 4 16QAM 15MHz CH-Low, 1 RB



LTE Band 4 16QAM 15MHz CH-High, 1 RB





LTE Band 4 16QAM 15MHz CH-Low, 100%RB



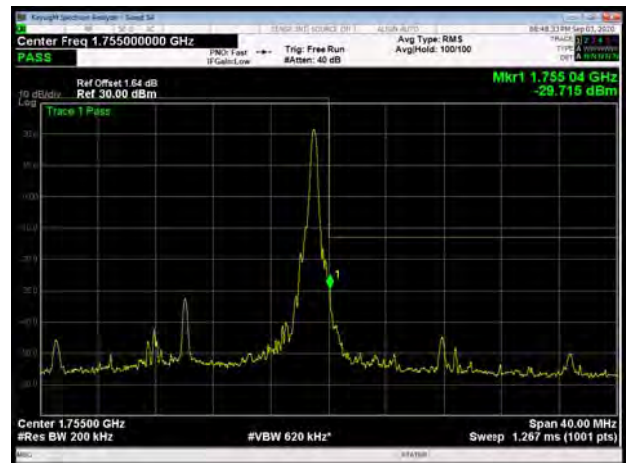
LTE Band 4 16QAM 15MHz CH-High, 100%RB



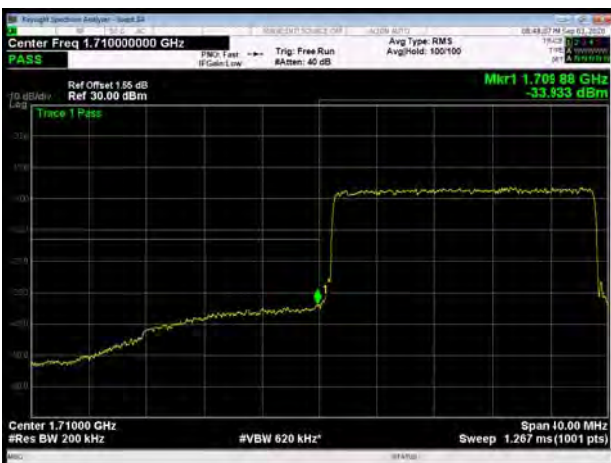
LTE Band 4 16QAM 20MHz CH-Low, 1 RB



LTE Band 4 16QAM 20MHz CH-High, 1 RB



LTE Band 4 16QAM 20MHz CH-Low, 100%RB

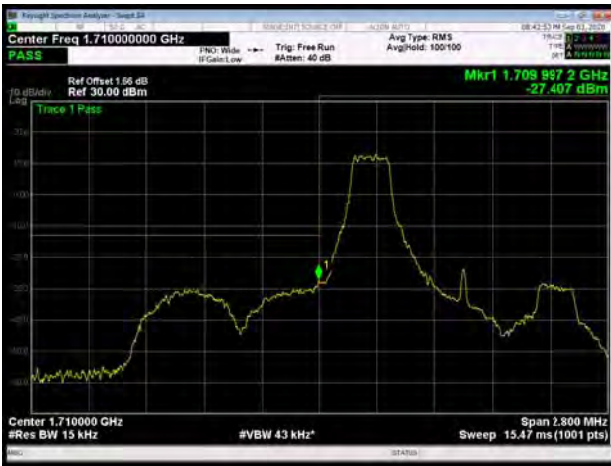


LTE Band 4 16QAM 20MHz CH-High, 100%RB





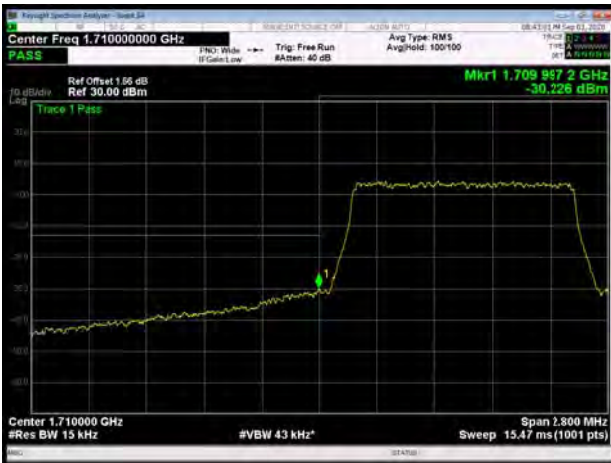
LTE Band 4 64QAM 1.4MHz CH-Low, 1 RB



LTE Band 4 64QAM 1.4MHz CH-High, 1 RB



LTE Band 4 64QAM 1.4MHz CH-Low, 100%RB



LTE Band 4 64QAM 1.4MHz CH-High, 100%RB



LTE Band 4 64QAM 3MHz CH-Low, 1 RB



LTE Band 4 64QAM 3MHz CH-High, 1 RB







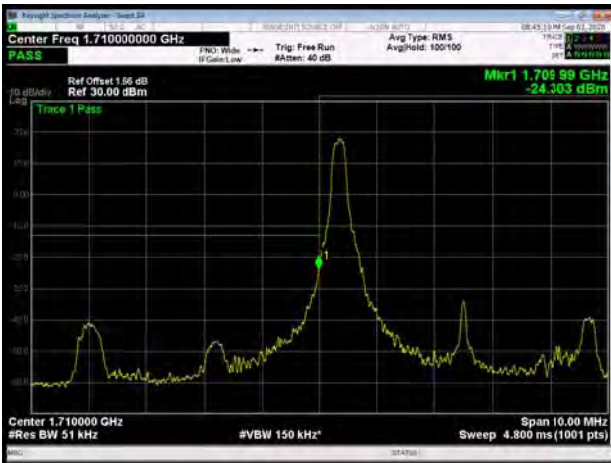
LTE Band 4 64QAM 3MHz CH-Low, 100%RB



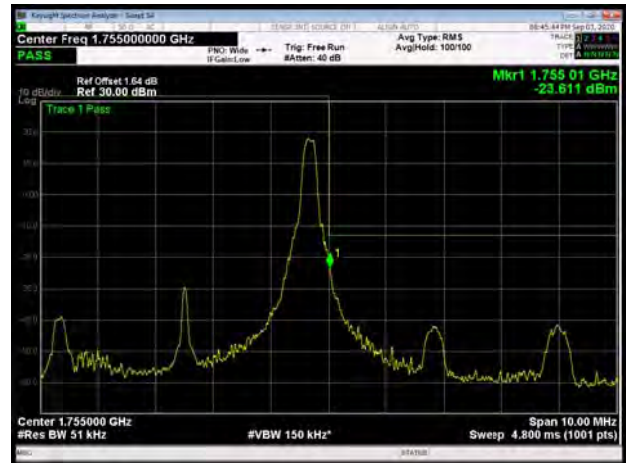
LTE Band 4 64QAM 3MHz CH-High, 100%RB



LTE Band 4 64QAM 5MHz CH-Low, 1 RB



LTE Band 4 64QAM 5MHz CH-High, 1 RB



LTE Band 4 64QAM 5MHz CH-Low, 100%RB

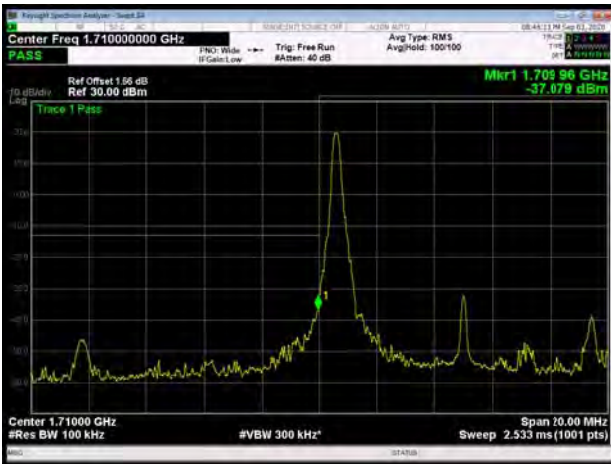


LTE Band 4 64QAM 5MHz CH-High, 100%RB

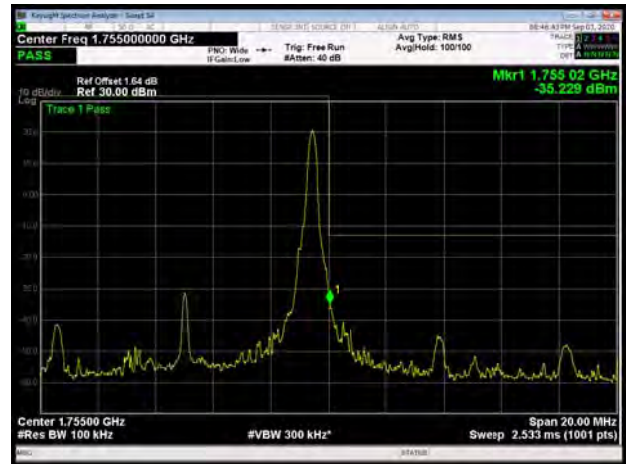




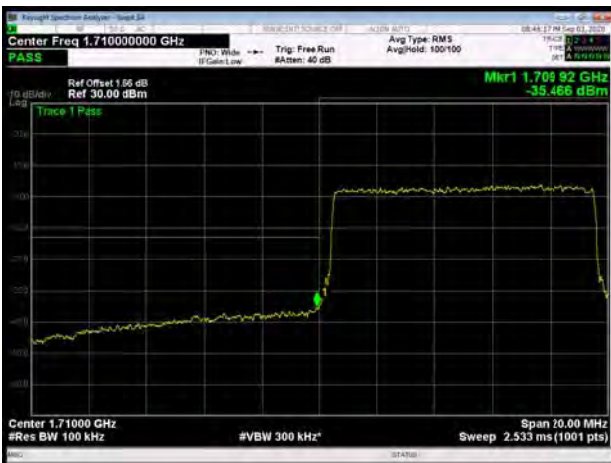
LTE Band 4 64QAM 10MHz CH-Low, 1 RB



LTE Band 4 64QAM 10MHz CH-High, 1 RB



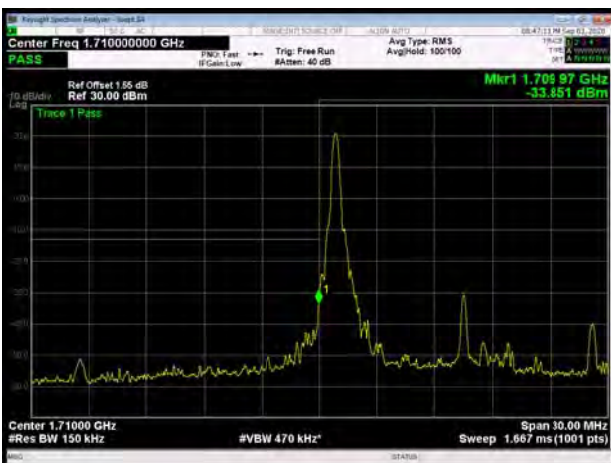
LTE Band 4 64QAM 10MHz CH-Low, 100%RB



LTE Band 4 64QAM 10MHz CH-High, 100%RB



LTE Band 4 64QAM 15MHz CH-Low, 1 RB



LTE Band 4 64QAM 15MHz CH-High, 1 RB

