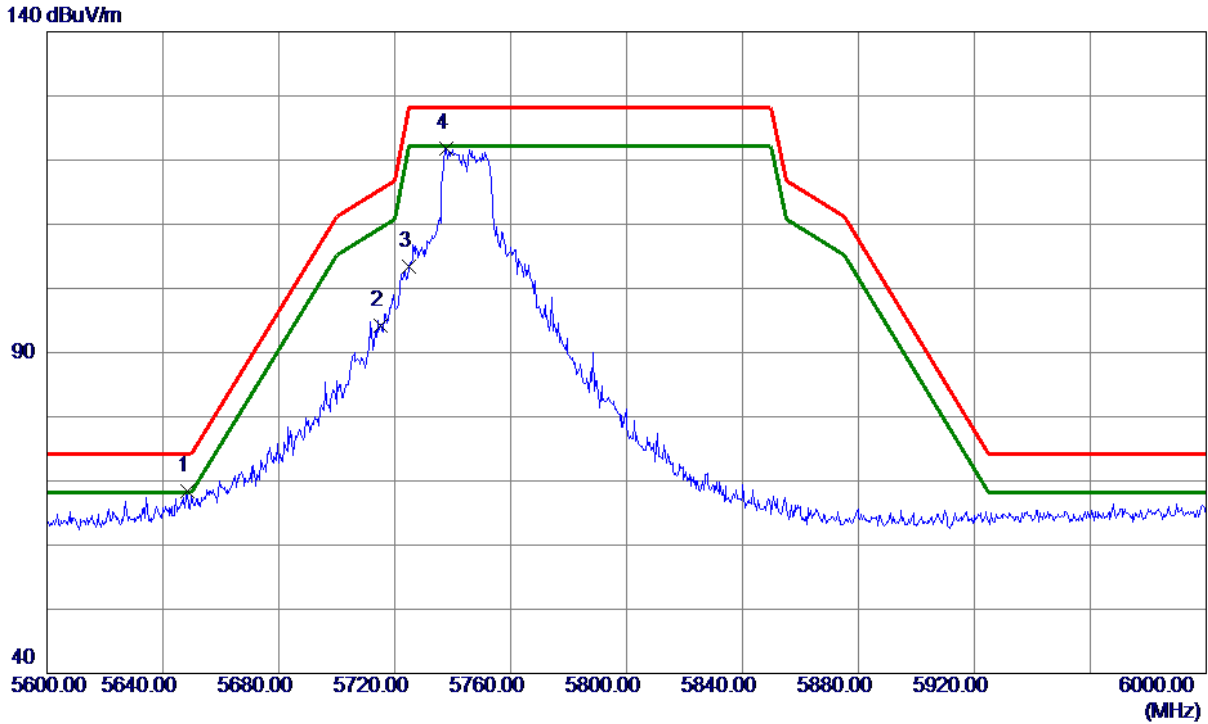


Orthogonal Axis	X
Test Mode	UNII-3_TX A Mode 5745 MHz

Vertical



No.	Freq. MHz	Reading Level dBuV/m	Correct Factor dB	Measure ment dBuV/m	Limit dBuV/m	Margin dB	Detector	Comment
1 *	5648.6000	28.50	39.86	68.36	74.20	-5.84	Peak	
2	5715.0000	54.25	40.02	94.27	115.40	-21.13	Peak	
3	5725.0000	63.33	40.05	103.38	128.20	-24.82	Peak	
4	5737.6000	81.78	40.08	121.86	128.20	-6.34	Peak	

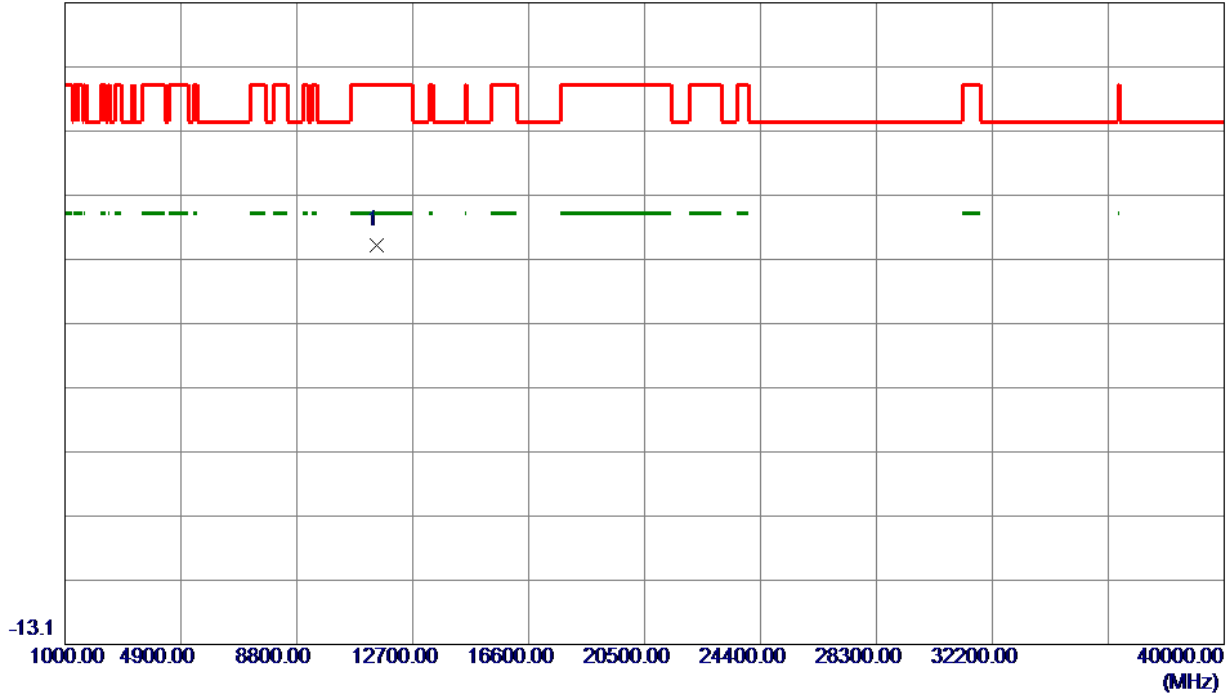
REMARKS:

- (1) Measurement Value = Reading Level + Correct Factor.
- (2) Margin Level = Measurement Value - Limit Value.

Orthogonal Axis	X
Test Mode	UNII-3_TX A Mode 5745 MHz

Vertical

86.9 dBuV/m



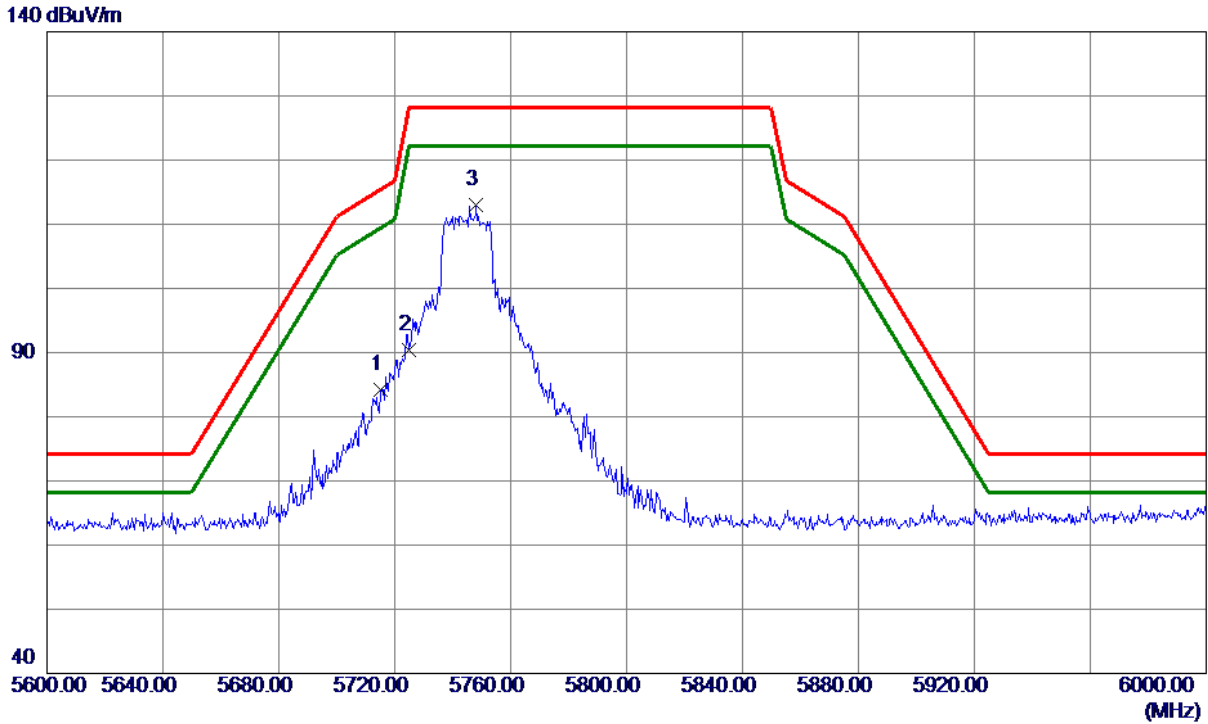
No.	Freq. MHz	Reading Level dBuV/m	Correct Factor dB	Measure ment dBuV/m	Limit dBuV/m	Margin dB	Detector	Comment
1 *	11490.0000	45.22	3.84	49.06	74.00	-24.94	Peak	

REMARKS:

- (1) Measurement Value = Reading Level + Correct Factor.
- (2) Margin Level = Measurement Value - Limit Value.

Orthogonal Axis	X
Test Mode	UNII-3_TX A Mode 5745 MHz

Horizontal



No.	Freq. MHz	Reading Level dBuV/m	Correct Factor dB	Measure ment dBuV/m	Limit dBuV/m	Margin dB	Detector	Comment
1	5715.0000	44.15	40.02	84.17	115.40	-31.23	Peak	
2	5725.0000	50.33	40.05	90.38	128.20	-37.82	Peak	
3 *	5748.0000	72.91	40.10	113.01	128.20	-15.19	Peak	

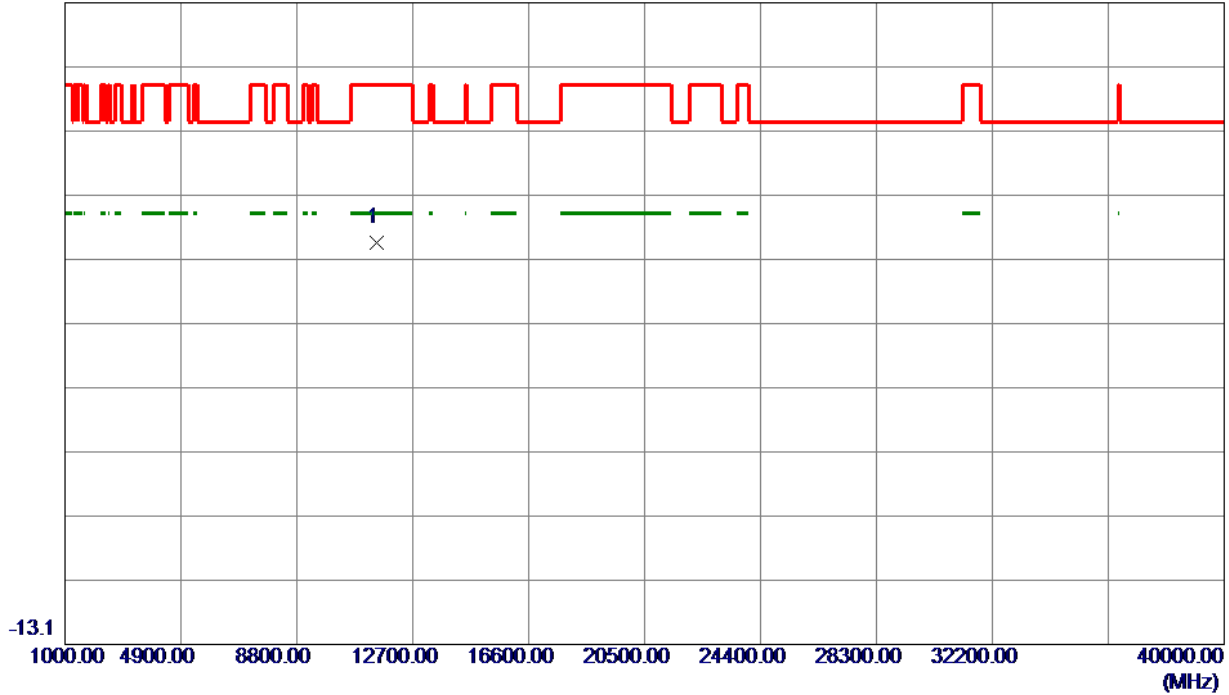
REMARKS:

- (1) Measurement Value = Reading Level + Correct Factor.
- (2) Margin Level = Measurement Value - Limit Value.

Orthogonal Axis	X
Test Mode	UNII-3_TX A Mode 5745 MHz

Horizontal

86.9 dBuV/m



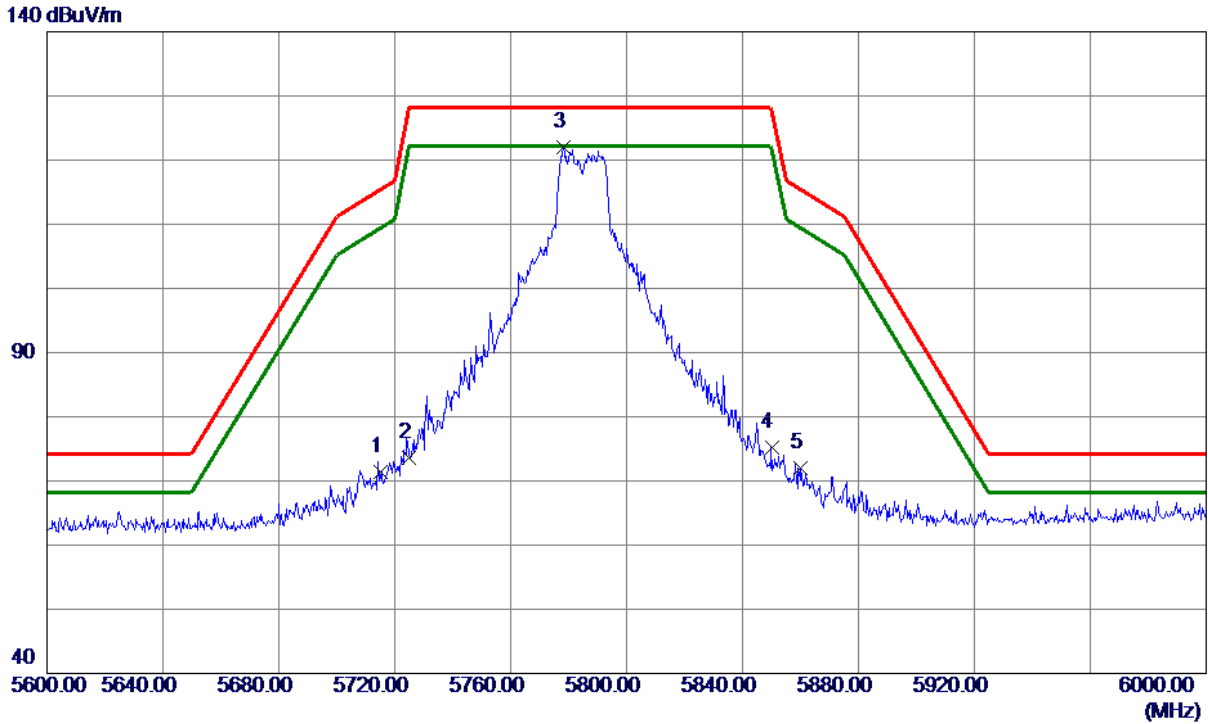
No.	Freq. MHz	Reading Level dBuV/m	Correct Factor dB	Measure ment dBuV/m	Limit dBuV/m	Margin dB	Detector	Comment
1 *	11490.0000	45.63	3.84	49.47	74.00	-24.53	Peak	

REMARKS:

- (1) Measurement Value = Reading Level + Correct Factor.
- (2) Margin Level = Measurement Value - Limit Value.

Orthogonal Axis	X
Test Mode	UNII-3_TX A Mode 5785 MHz

Vertical



No.	Freq. MHz	Reading Level dBuV/m	Correct Factor dB	Measure ment dBuV/m	Limit dBuV/m	Margin dB	Detector	Comment
1	5715.0000	31.39	40.02	71.41	115.40	-43.99	Peak	
2	5725.0000	33.64	40.05	73.69	128.20	-54.51	Peak	
3 *	5778.4000	81.76	40.17	121.93	128.20	-6.27	Peak	
4	5850.0000	34.84	40.34	75.18	128.20	-53.02	Peak	
5	5860.0000	31.71	40.37	72.08	115.40	-43.32	Peak	

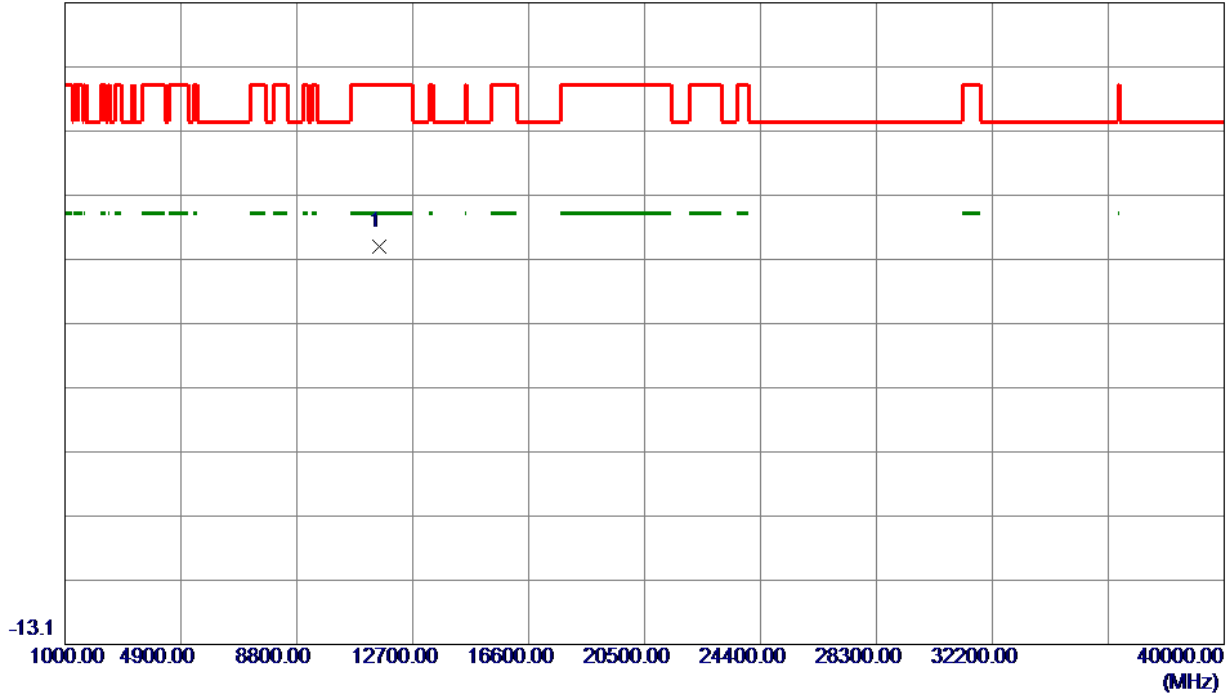
REMARKS:

- (1) Measurement Value = Reading Level + Correct Factor.
- (2) Margin Level = Measurement Value - Limit Value.

Orthogonal Axis	X
Test Mode	UNII-3_TX A Mode 5785 MHz

Vertical

86.9 dBuV/m



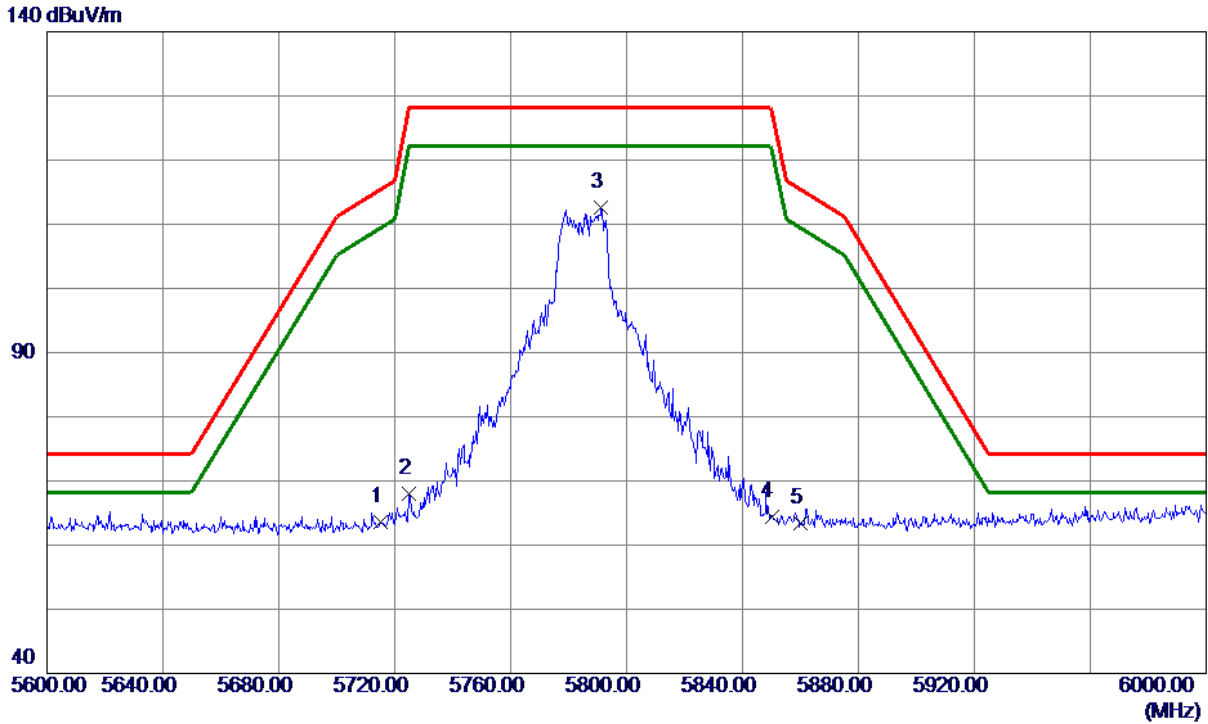
No.	Freq. MHz	Reading Level dBuV/m	Correct Factor dB	Measure ment dBuV/m	Limit dBuV/m	Margin dB	Detector	Comment
1 *	11570.0000	45.17	3.79	48.96	74.00	-25.04	Peak	

REMARKS:

- (1) Measurement Value = Reading Level + Correct Factor.
- (2) Margin Level = Measurement Value - Limit Value.

Orthogonal Axis	X
Test Mode	UNII-3_TX A Mode 5785 MHz

Horizontal



No.	Freq. MHz	Reading Level dBuV/m	Correct Factor dB	Measure ment dBuV/m	Limit dBuV/m	Margin dB	Detector	Comment
1	5715.0000	23.60	40.02	63.62	115.40	-51.78	Peak	
2	5725.0000	28.01	40.05	68.06	128.20	-60.14	Peak	
3 *	5791.2000	72.49	40.20	112.69	128.20	-15.51	Peak	
4	5850.0000	24.08	40.34	64.42	128.20	-63.78	Peak	
5	5860.0000	23.08	40.37	63.45	115.40	-51.95	Peak	

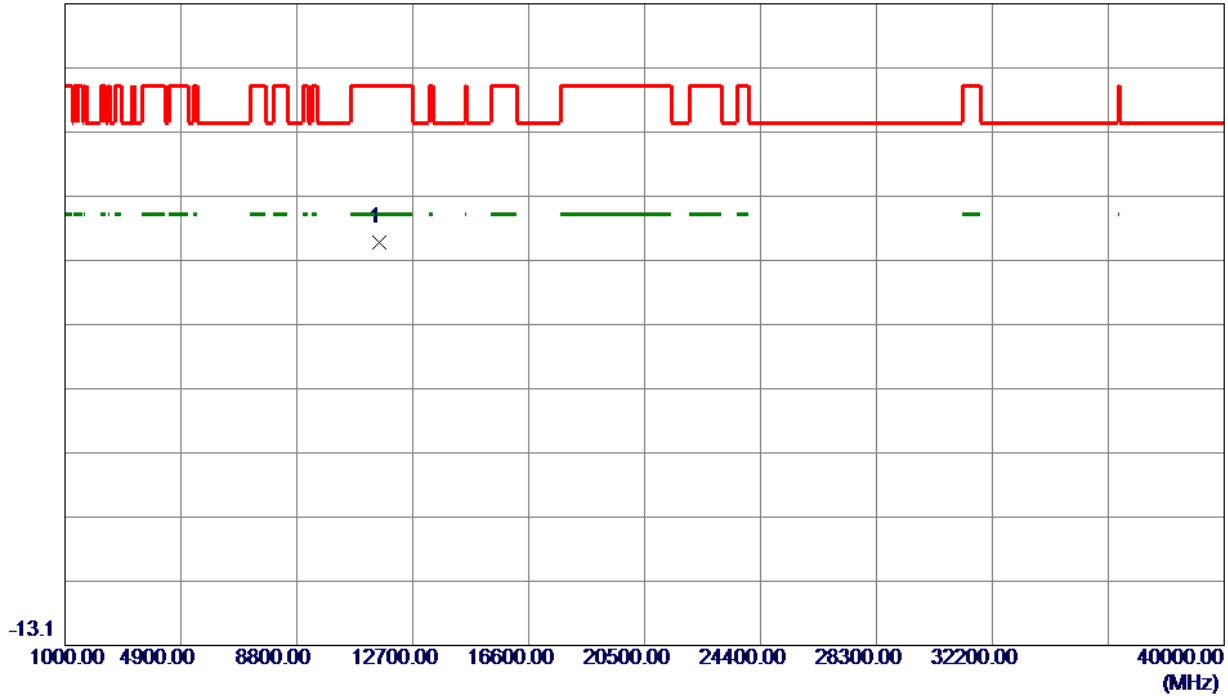
REMARKS:

- (1) Measurement Value = Reading Level + Correct Factor.
- (2) Margin Level = Measurement Value - Limit Value.

Orthogonal Axis	X
Test Mode	UNII-3_TX A Mode 5785 MHz

Horizontal

86.9 dBuV/m



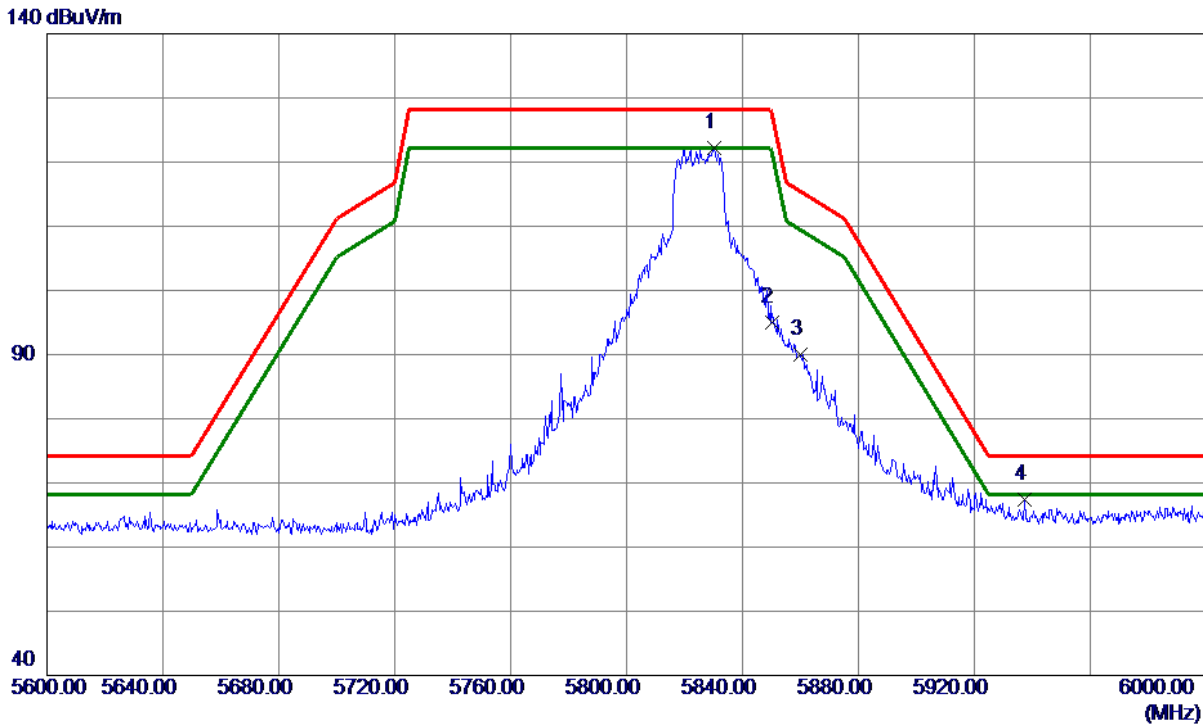
No.	Freq. MHz	Reading Level dBuV/m	Correct Factor dB	Measure ment dBuV/m	Limit dBuV/m	Margin dB	Detector	Comment
1 *	11570.0000	45.88	3.79	49.67	74.00	-24.33	Peak	

REMARKS:

- (1) Measurement Value = Reading Level + Correct Factor.
- (2) Margin Level = Measurement Value - Limit Value.

Orthogonal Axis	X
Test Mode	UNII-3_TX A Mode 5825 MHz

Vertical



No.	Freq. MHz	Reading Level dBuV/m	Correct Factor dB	Measure ment dBuV/m	Limit dBuV/m	Margin dB	Detector	Comment
1 *	5830.4000	81.93	40.30	122.23	128.20	-5.97	Peak	
2	5850.0000	54.65	40.34	94.99	128.20	-33.21	Peak	
3	5860.0000	49.72	40.37	90.09	115.40	-25.31	Peak	
4	5937.4000	26.85	40.55	67.40	74.20	-6.80	Peak	

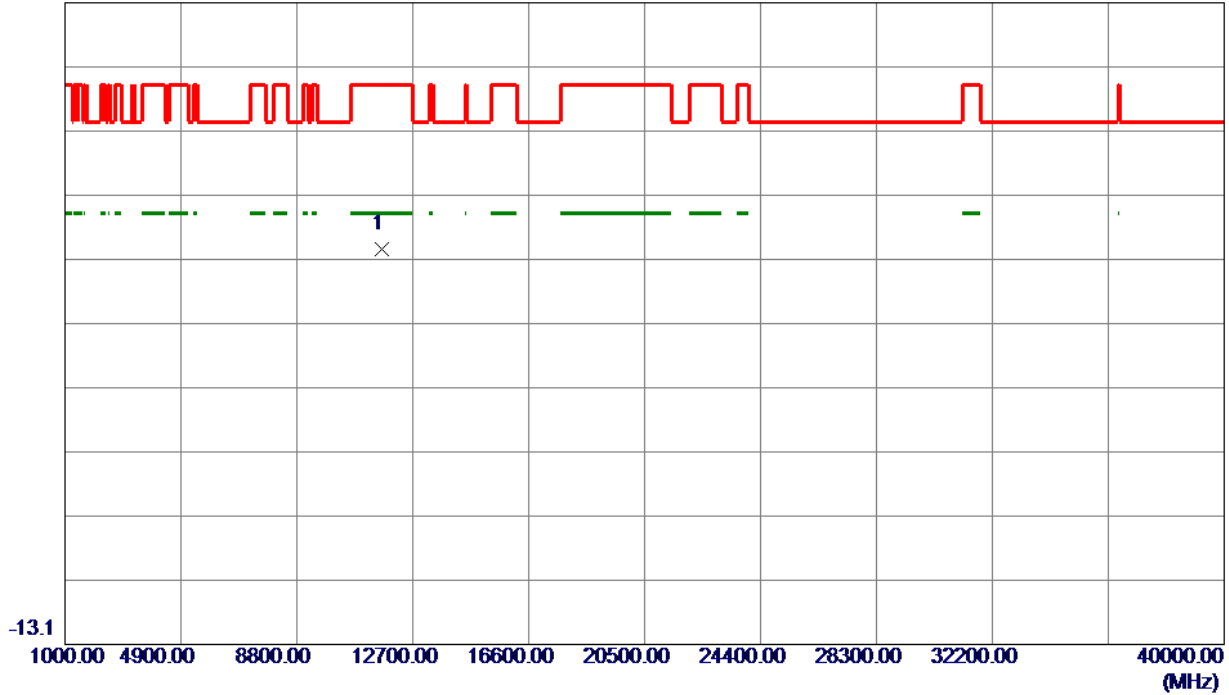
REMARKS:

- (1) Measurement Value = Reading Level + Correct Factor.
- (2) Margin Level = Measurement Value - Limit Value.

Orthogonal Axis	X
Test Mode	UNII-3_TX A Mode 5825 MHz

Vertical

86.9 dBuV/m



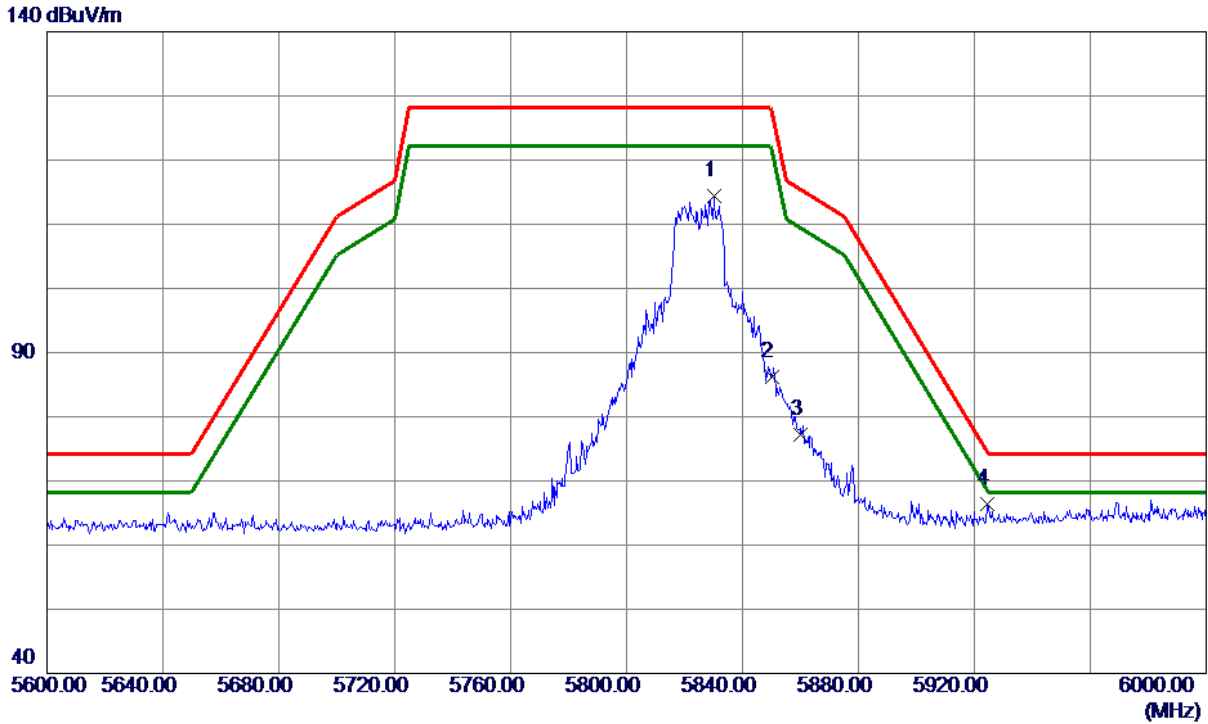
No.	Freq. MHz	Reading Level dBuV/m	Correct Factor dB	Measure ment dBuV/m	Limit dBuV/m	Margin dB	Detector	Comment
1 *	11650.0000	44.76	3.74	48.50	74.00	-25.50	Peak	

REMARKS:

- (1) Measurement Value = Reading Level + Correct Factor.
- (2) Margin Level = Measurement Value - Limit Value.

Orthogonal Axis	X
Test Mode	UNII-3_TX A Mode 5825 MHz

Horizontal



No.	Freq. MHz	Reading Level dBuV/m	Correct Factor dB	Measure ment dBuV/m	Limit dBuV/m	Margin dB	Detector	Comment
1	5830.2000	74.12	40.30	114.42	128.20	-13.78	Peak	
2	5850.0000	45.87	40.34	86.21	128.20	-41.99	Peak	
3	5860.0000	36.85	40.37	77.22	115.40	-38.18	Peak	
4 *	5924.6000	25.84	40.52	66.36	74.50	-8.14	Peak	

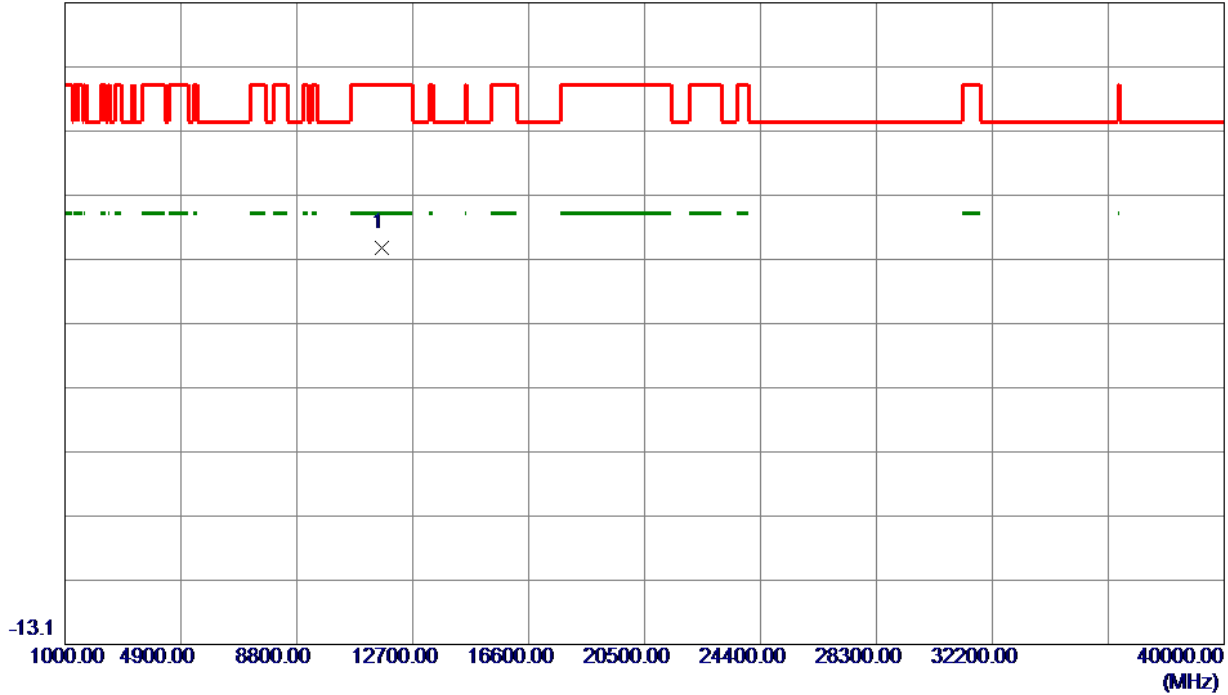
REMARKS:

- (1) Measurement Value = Reading Level + Correct Factor.
- (2) Margin Level = Measurement Value - Limit Value.

Orthogonal Axis	X
Test Mode	UNII-3_TX A Mode 5825 MHz

Horizontal

86.9 dBuV/m



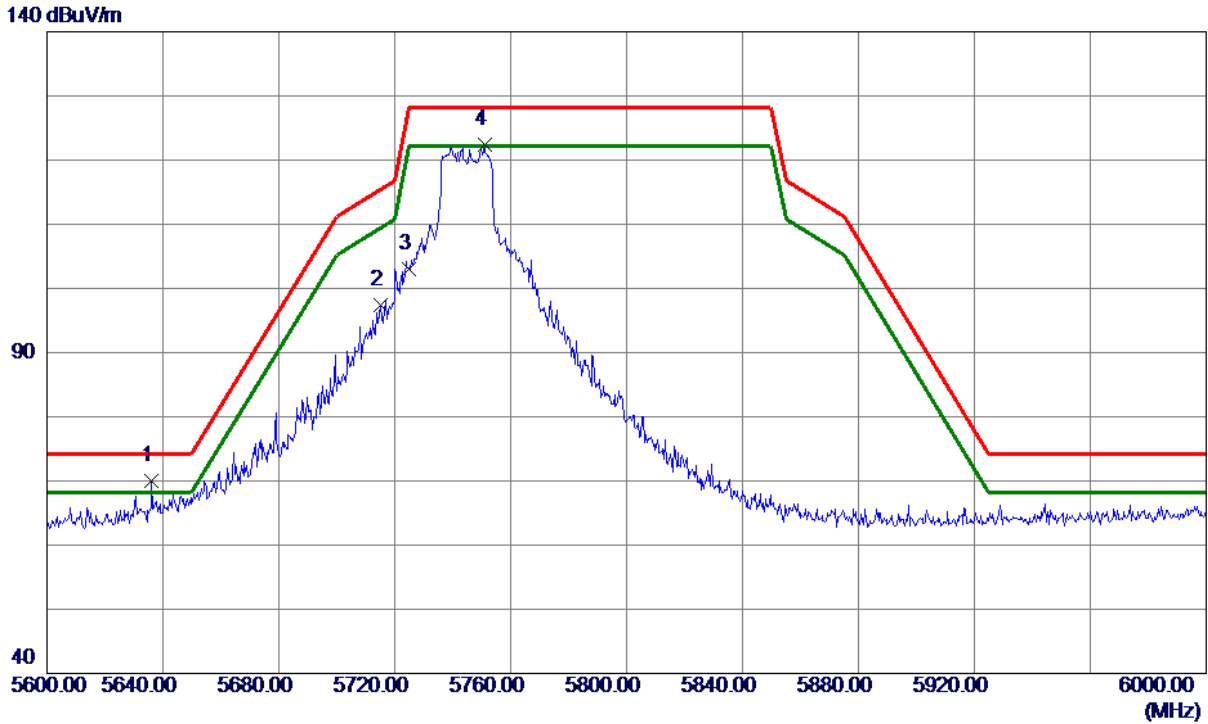
No.	Freq. MHz	Reading Level dBuV/m	Correct Factor dB	Measure ment dBuV/m	Limit dBuV/m	Margin dB	Detector	Comment
1 *	11650.0000	45.06	3.74	48.80	74.00	-25.20	Peak	

REMARKS:

- (1) Measurement Value = Reading Level + Correct Factor.
- (2) Margin Level = Measurement Value - Limit Value.

Orthogonal Axis	X
Test Mode	UNII-3_TX N (HT20) Mode 5745 MHz

Vertical



No.	Freq. MHz	Reading Level dBuV/m	Correct Factor dB	Measure ment dBuV/m	Limit dBuV/m	Margin dB	Detector	Comment
1 *	5636.0000	30.14	39.83	69.97	74.20	-4.23	Peak	
2	5715.0000	57.47	40.02	97.49	115.40	-17.91	Peak	
3	5725.0000	62.90	40.05	102.95	128.20	-25.25	Peak	
4	5751.0000	82.34	40.11	122.45	128.20	-5.75	Peak	

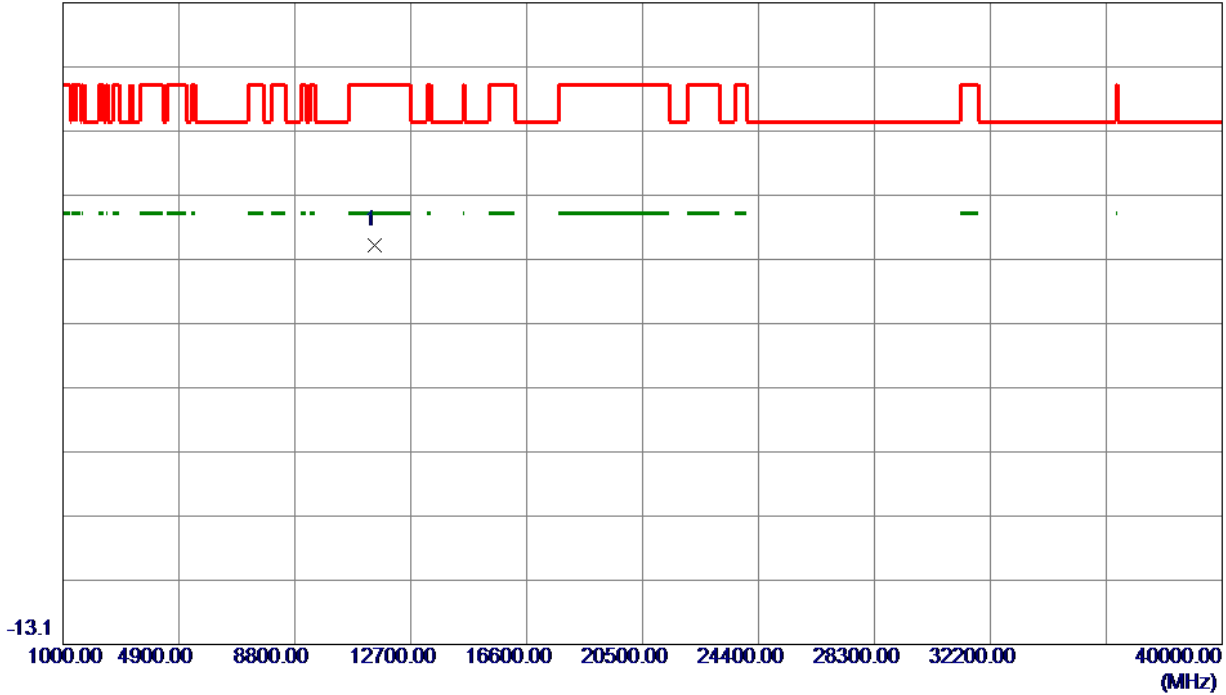
REMARKS:

- (1) Measurement Value = Reading Level + Correct Factor.
- (2) Margin Level = Measurement Value - Limit Value.

Orthogonal Axis	X
Test Mode	UNII-3_TX N (HT20) Mode 5745 MHz

Vertical

86.9 dBuV/m



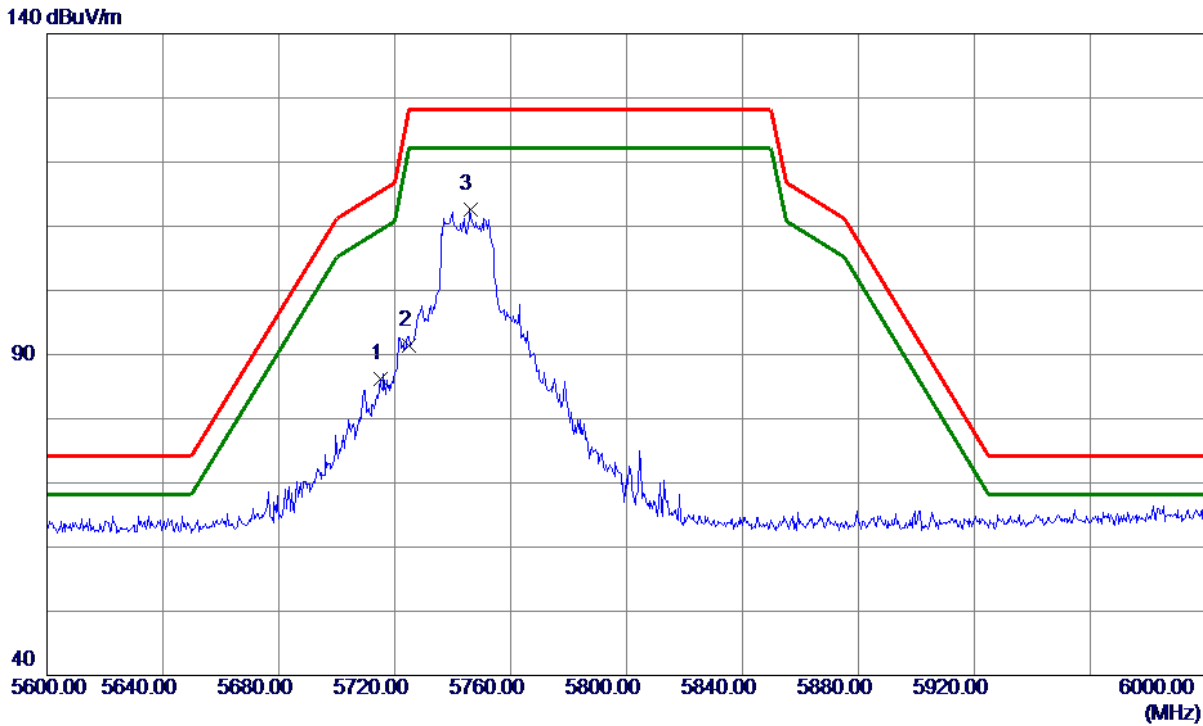
No.	Freq. MHz	Reading Level dBuV/m	Correct Factor dB	Measure ment dBuV/m	Limit dBuV/m	Margin dB	Detector	Comment
1 *	11490.0000	45.31	3.84	49.15	74.00	-24.85	Peak	

REMARKS:

- (1) Measurement Value = Reading Level + Correct Factor.
- (2) Margin Level = Measurement Value - Limit Value.

Orthogonal Axis	X
Test Mode	UNII-3_TX N (HT20) Mode 5745 MHz

Horizontal



No.	Freq. MHz	Reading Level dBuV/m	Correct Factor dB	Measure ment dBuV/m	Limit dBuV/m	Margin dB	Detector	Comment
1	5715.0000	46.13	40.02	86.15	115.40	-29.25	Peak	
2	5725.0000	51.28	40.05	91.33	128.20	-36.87	Peak	
3 *	5746.0000	72.50	40.10	112.60	128.20	-15.60	Peak	

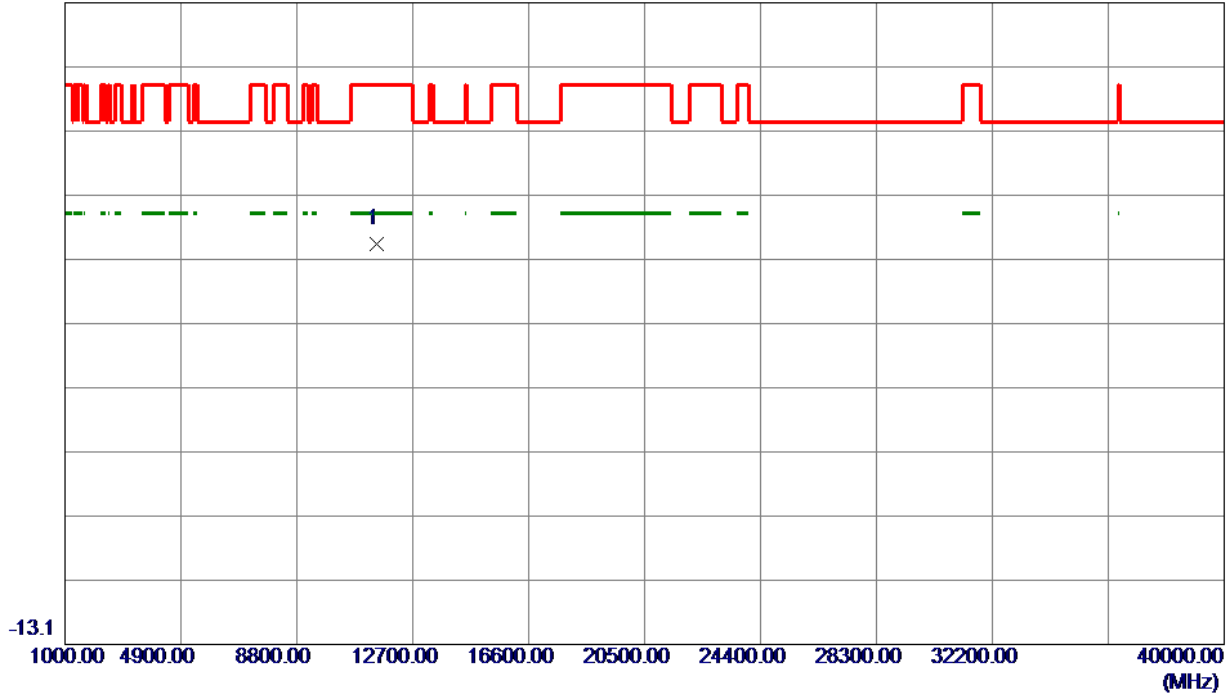
REMARKS:

- (1) Measurement Value = Reading Level + Correct Factor.
- (2) Margin Level = Measurement Value - Limit Value.

Orthogonal Axis	X
Test Mode	UNII-3_TX N (HT20) Mode 5745 MHz

Horizontal

86.9 dBuV/m



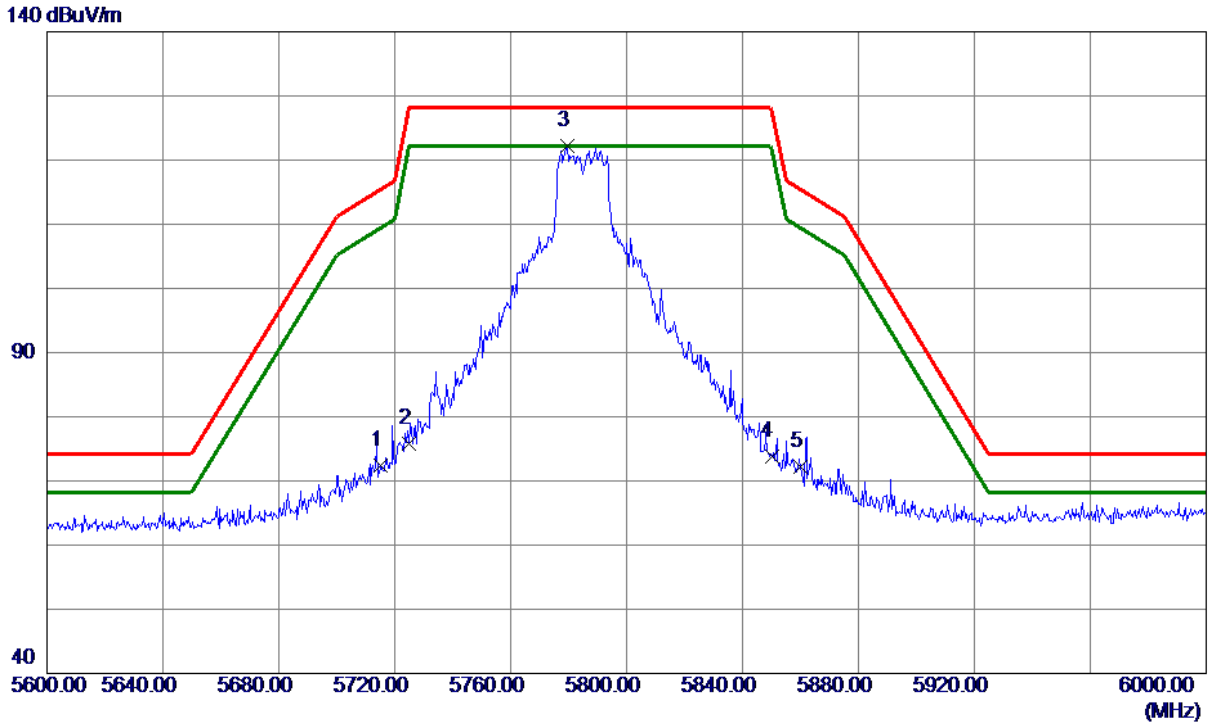
No.	Freq. MHz	Reading Level dBuV/m	Correct Factor dB	Measure ment dBuV/m	Limit dBuV/m	Margin dB	Detector	Comment
1 *	11490.0000	45.37	3.84	49.21	74.00	-24.79	Peak	

REMARKS:

- (1) Measurement Value = Reading Level + Correct Factor.
- (2) Margin Level = Measurement Value - Limit Value.

Orthogonal Axis	X
Test Mode	UNII-3_TX N (HT20) Mode 5785 MHz

Vertical



No.	Freq. MHz	Reading Level dBuV/m	Correct Factor dB	Measure ment dBuV/m	Limit dBuV/m	Margin dB	Detector	Comment
1	5715.0000	32.35	40.02	72.37	115.40	-43.03	Peak	
2	5725.0000	35.78	40.05	75.83	128.20	-52.37	Peak	
3 *	5779.6000	82.09	40.18	122.27	128.20	-5.93	Peak	
4	5850.0000	33.45	40.34	73.79	128.20	-54.41	Peak	
5	5860.0000	31.77	40.37	72.14	115.40	-43.26	Peak	

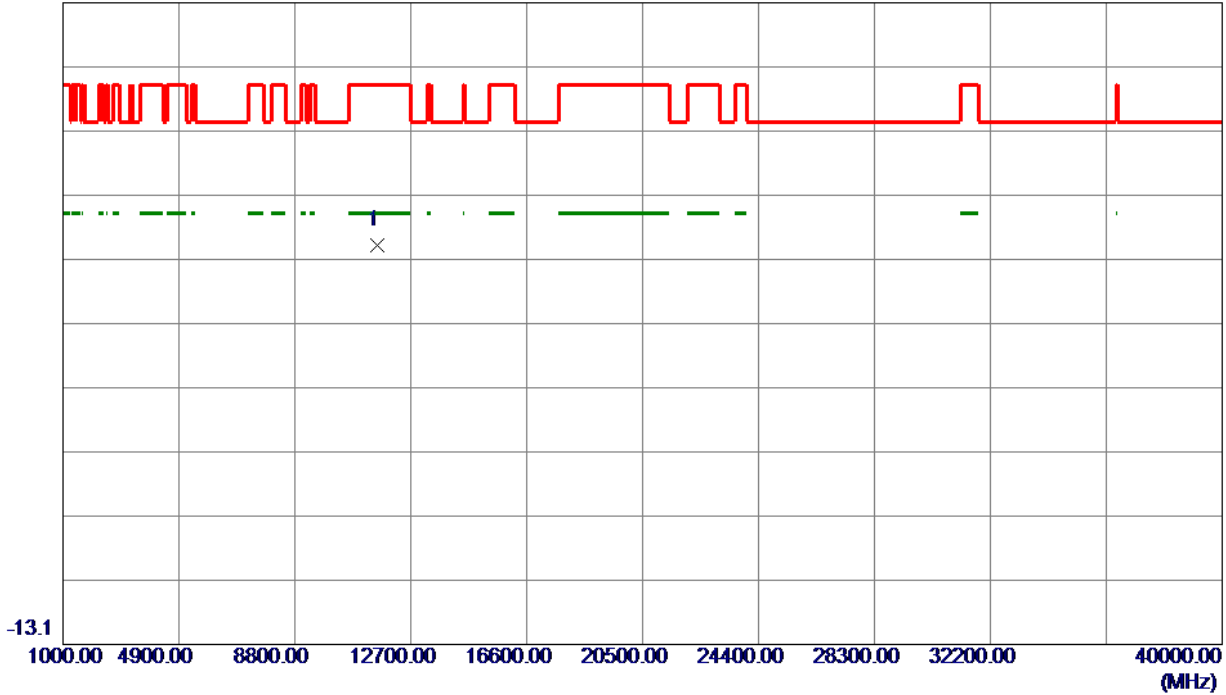
REMARKS:

- (1) Measurement Value = Reading Level + Correct Factor.
- (2) Margin Level = Measurement Value - Limit Value.

Orthogonal Axis	X
Test Mode	UNII-3_TX N (HT20) Mode 5785 MHz

Vertical

86.9 dBuV/m



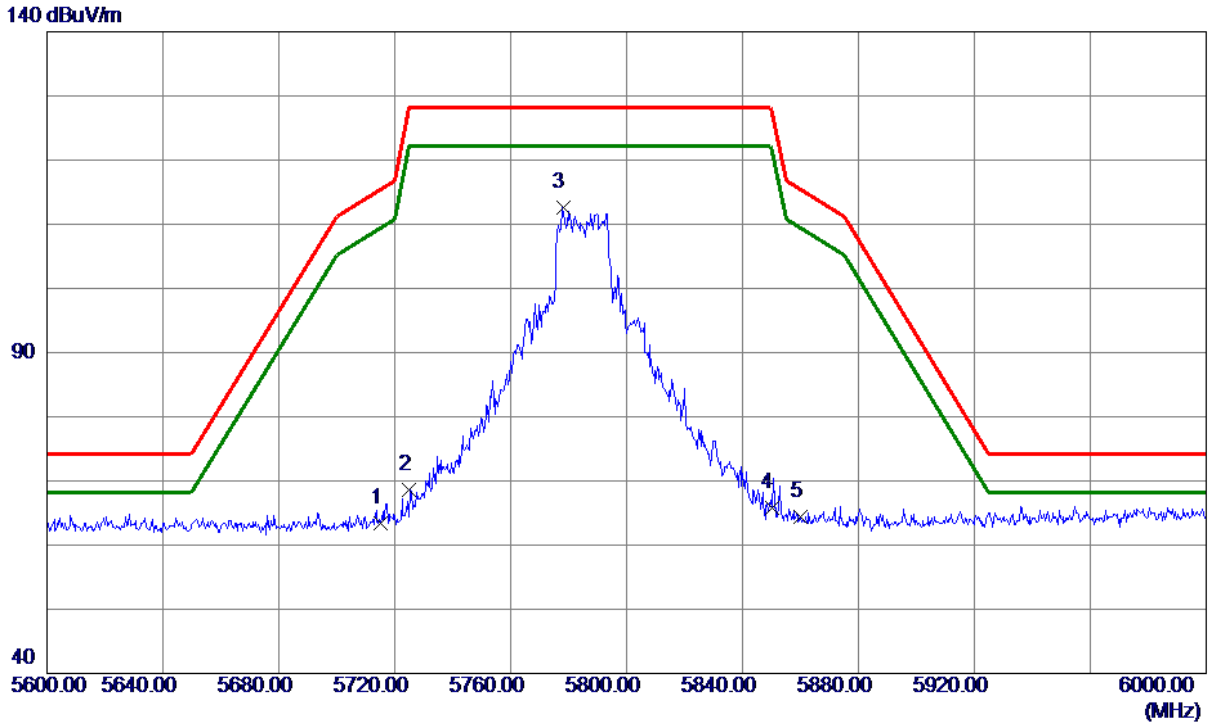
No.	Freq. MHz	Reading Level dBuV/m	Correct Factor dB	Measure ment dBuV/m	Limit dBuV/m	Margin dB	Detector	Comment
1 *	11570.0000	45.27	3.79	49.06	74.00	-24.94	Peak	

REMARKS:

- (1) Measurement Value = Reading Level + Correct Factor.
- (2) Margin Level = Measurement Value - Limit Value.

Orthogonal Axis	X
Test Mode	UNII-3_TX N (HT20) Mode 5785 MHz

Horizontal



No.	Freq. MHz	Reading Level dBuV/m	Correct Factor dB	Measure ment dBuV/m	Limit dBuV/m	Margin dB	Detector	Comment
1	5715.0000	23.34	40.02	63.36	115.40	-52.04	Peak	
2	5725.0000	28.46	40.05	68.51	128.20	-59.69	Peak	
3 *	5778.0000	72.38	40.17	112.55	128.20	-15.65	Peak	
4	5850.0000	25.55	40.34	65.89	128.20	-62.31	Peak	
5	5860.0000	23.99	40.37	64.36	115.40	-51.04	Peak	

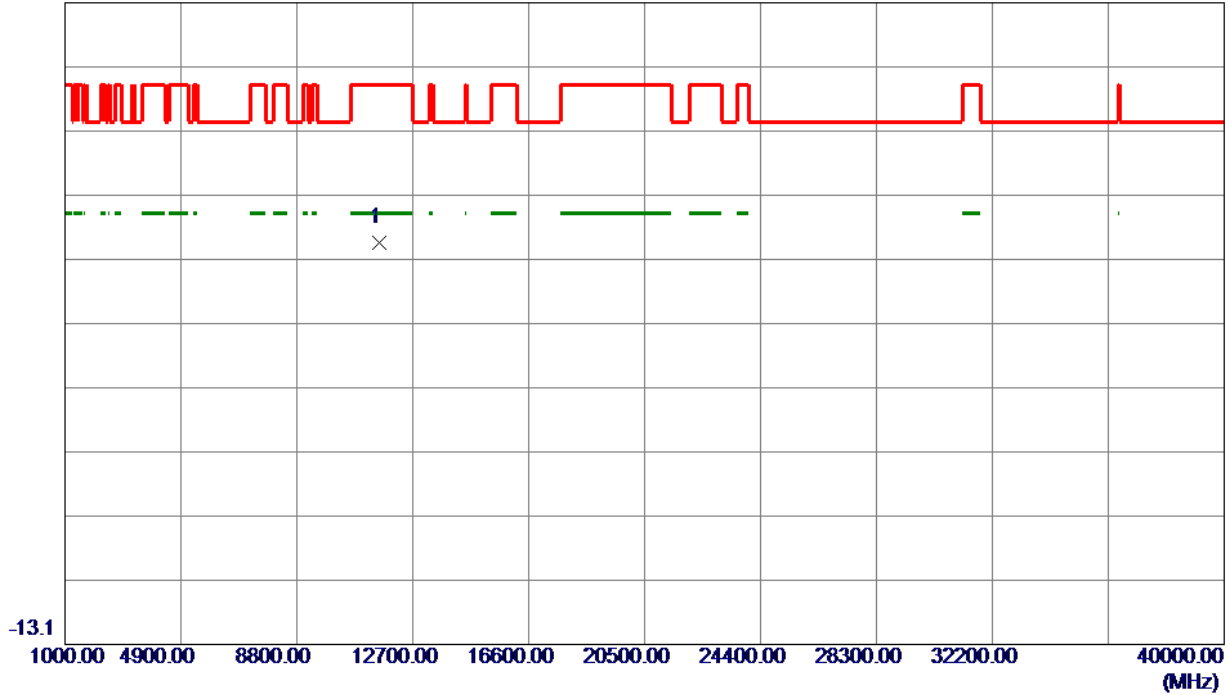
REMARKS:

- (1) Measurement Value = Reading Level + Correct Factor.
- (2) Margin Level = Measurement Value - Limit Value.

Orthogonal Axis	X
Test Mode	UNII-3_TX N (HT20) Mode 5785 MHz

Horizontal

86.9 dBuV/m



No.	Freq. MHz	Reading Level dBuV/m	Correct Factor dB	Measure ment dBuV/m	Limit dBuV/m	Margin dB	Detector	Comment
1 *	11570.0000	45.76	3.79	49.55	74.00	-24.45	Peak	

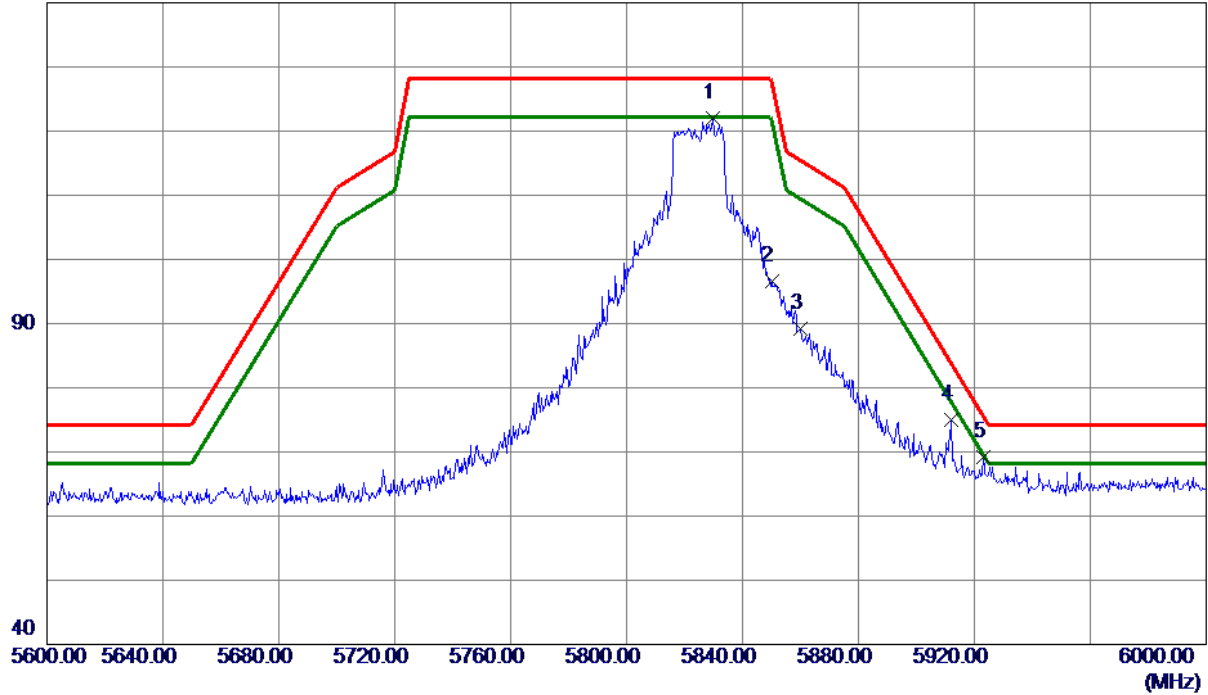
REMARKS:

- (1) Measurement Value = Reading Level + Correct Factor.
- (2) Margin Level = Measurement Value - Limit Value.

Orthogonal Axis	X
Test Mode	UNII-3_TX N (HT20) Mode 5825 MHz

Vertical

140 dBuV/m



No.	Freq. MHz	Reading Level dBuV/m	Correct Factor dB	Measure ment dBuV/m	Limit dBuV/m	Margin dB	Detector	Comment
1 *	5829.8000	81.73	40.29	122.02	128.20	-6.18	Peak	
2	5850.0000	56.29	40.34	96.63	128.20	-31.57	Peak	
3	5860.0000	48.84	40.37	89.21	115.40	-26.19	Peak	
4	5912.0000	34.43	40.49	74.92	83.82	-8.90	Peak	
5	5923.0000	28.66	40.52	69.18	75.68	-6.50	Peak	

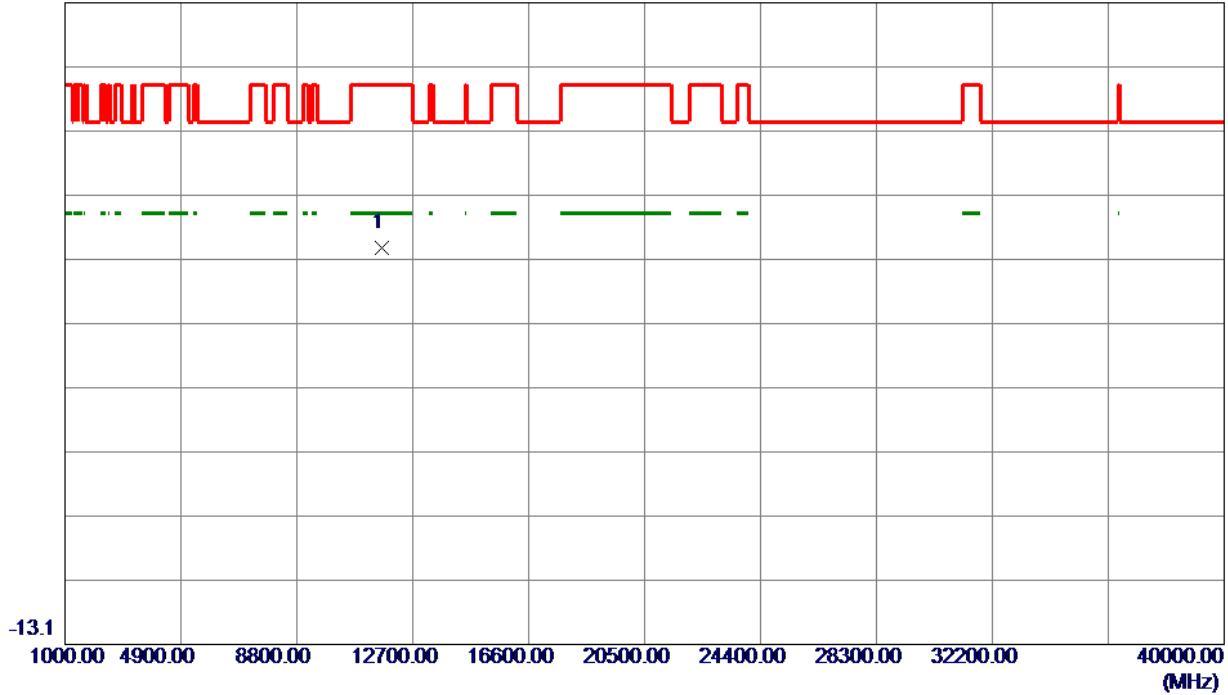
REMARKS:

- (1) Measurement Value = Reading Level + Correct Factor.
- (2) Margin Level = Measurement Value - Limit Value.

Orthogonal Axis	X
Test Mode	UNII-3_TX N (HT20) Mode 5825 MHz

Vertical

86.9 dBuV/m



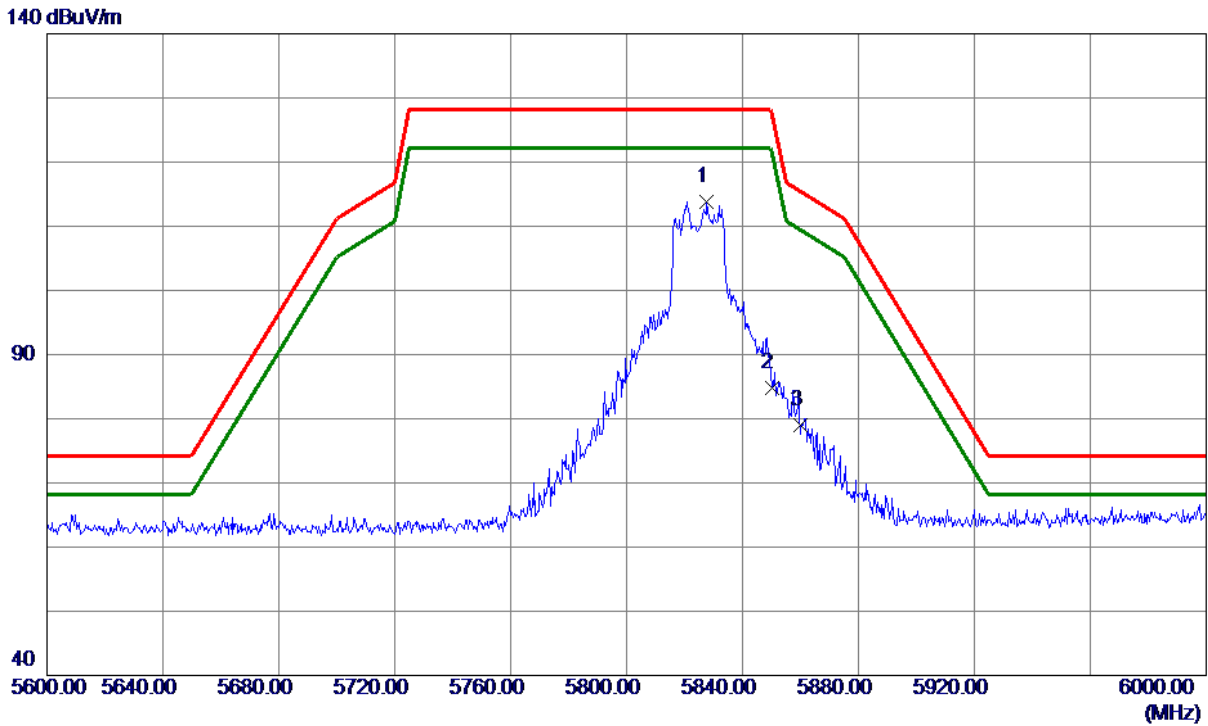
No.	Freq. MHz	Reading Level dBuV/m	Correct Factor dB	Measure ment dBuV/m	Limit dBuV/m	Margin dB	Detector	Comment
1 *	11650.0000	44.88	3.74	48.62	74.00	-25.38	Peak	

REMARKS:

- (1) Measurement Value = Reading Level + Correct Factor.
- (2) Margin Level = Measurement Value - Limit Value.

Orthogonal Axis	X
Test Mode	UNII-3_TX N (HT20) Mode 5825 MHz

Horizontal



No.	Freq. MHz	Reading Level dBuV/m	Correct Factor dB	Measure ment dBuV/m	Limit dBuV/m	Margin dB	Detector	Comment
1 *	5827.6000	73.60	40.29	113.89	128.20	-14.31	Peak	
2	5850.0000	44.44	40.34	84.78	128.20	-43.42	Peak	
3	5860.0000	38.66	40.37	79.03	115.40	-36.37	Peak	

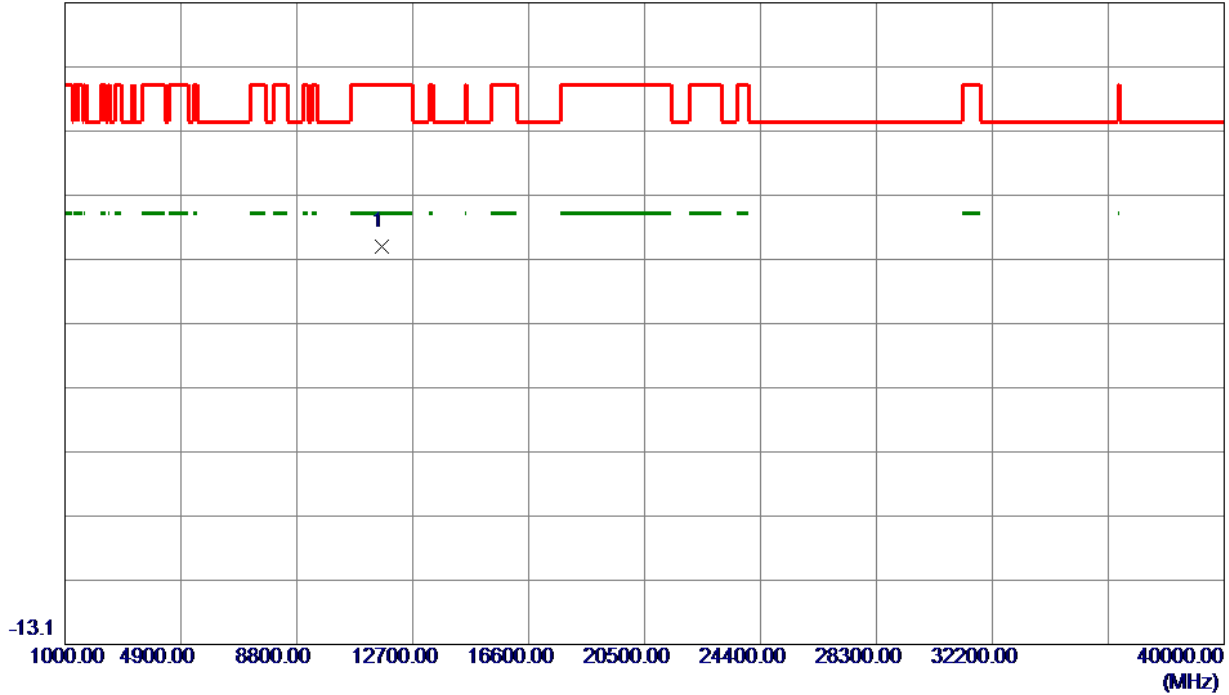
REMARKS:

- (1) Measurement Value = Reading Level + Correct Factor.
- (2) Margin Level = Measurement Value - Limit Value.

Orthogonal Axis	X
Test Mode	UNII-3_TX N (HT20) Mode 5825 MHz

Horizontal

86.9 dBuV/m



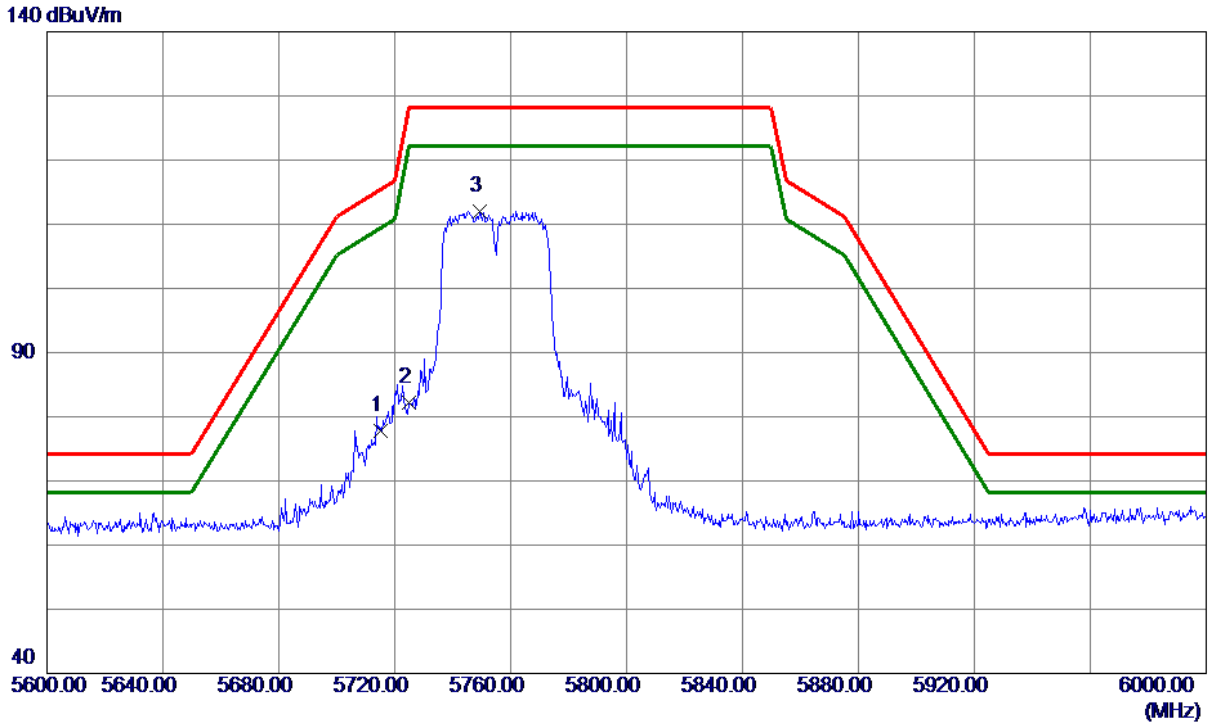
No.	Freq. MHz	Reading Level dBuV/m	Correct Factor dB	Measure ment dBuV/m	Limit dBuV/m	Margin dB	Detector	Comment
1 *	11650.0000	45.22	3.74	48.96	74.00	-25.04	Peak	

REMARKS:

- (1) Measurement Value = Reading Level + Correct Factor.
- (2) Margin Level = Measurement Value - Limit Value.

Orthogonal Axis	X
Test Mode	UNII-3_TX N (HT40) Mode 5755 MHz

Vertical



No.	Freq. MHz	Reading Level dBuV/m	Correct Factor dB	Measure ment dBuV/m	Limit dBuV/m	Margin dB	Detector	Comment
1	5715.0000	37.73	40.02	77.75	115.40	-37.65	Peak	
2	5725.0000	42.17	40.05	82.22	128.20	-45.98	Peak	
3 *	5749.2000	71.93	40.10	112.03	128.20	-16.17	Peak	

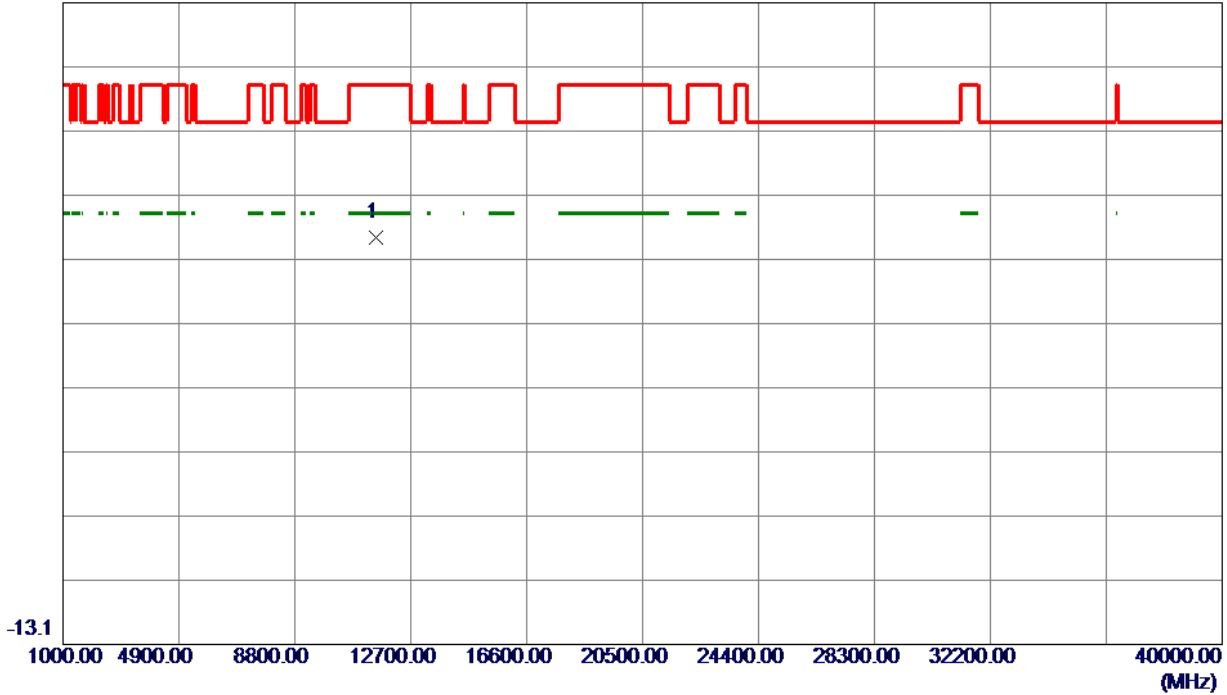
REMARKS:

- (1) Measurement Value = Reading Level + Correct Factor.
- (2) Margin Level = Measurement Value - Limit Value.

Orthogonal Axis	X
Test Mode	UNII-3_TX N (HT40) Mode 5755 MHz

Vertical

86.9 dBuV/m



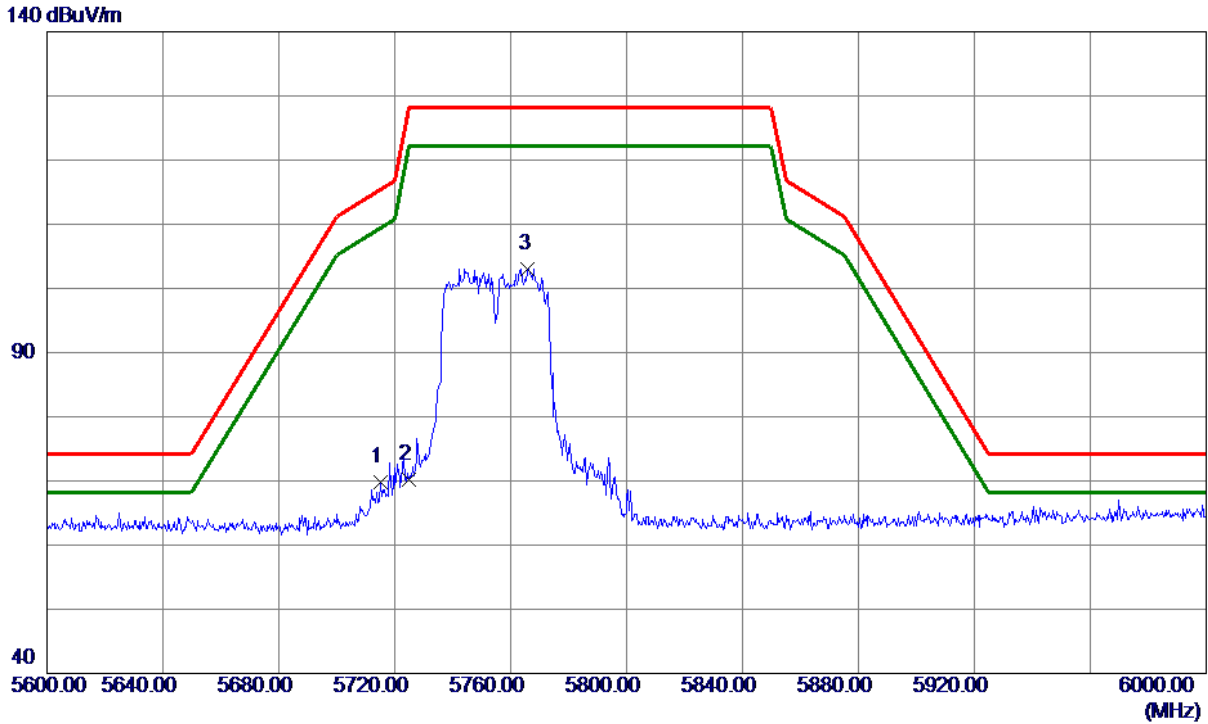
No.	Freq. MHz	Reading Level dBuV/m	Correct Factor dB	Measure ment dBuV/m	Limit dBuV/m	Margin dB	Detector	Comment
1 *	11510.0000	46.51	3.82	50.33	74.00	-23.67	Peak	

REMARKS:

- (1) Measurement Value = Reading Level + Correct Factor.
- (2) Margin Level = Measurement Value - Limit Value.

Orthogonal Axis	X
Test Mode	UNII-3_TX N (HT40) Mode 5755 MHz

Horizontal



No.	Freq. MHz	Reading Level dBuV/m	Correct Factor dB	Measure ment dBuV/m	Limit dBuV/m	Margin dB	Detector	Comment
1	5715.0000	29.80	40.02	69.82	115.40	-45.58	Peak	
2	5725.0000	30.24	40.05	70.29	128.20	-57.91	Peak	
3 *	5766.0000	62.93	40.14	103.07	128.20	-25.13	Peak	

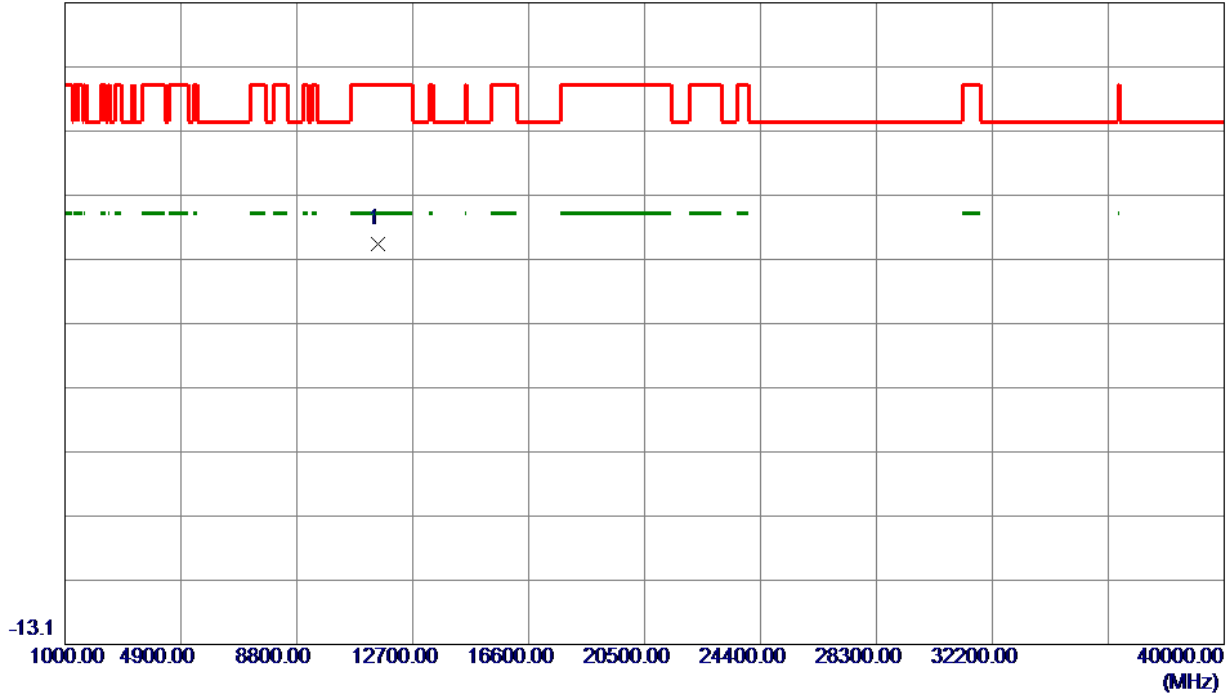
REMARKS:

- (1) Measurement Value = Reading Level + Correct Factor.
- (2) Margin Level = Measurement Value - Limit Value.

Orthogonal Axis	X
Test Mode	UNII-3_TX N (HT40) Mode 5755 MHz

Horizontal

86.9 dBuV/m



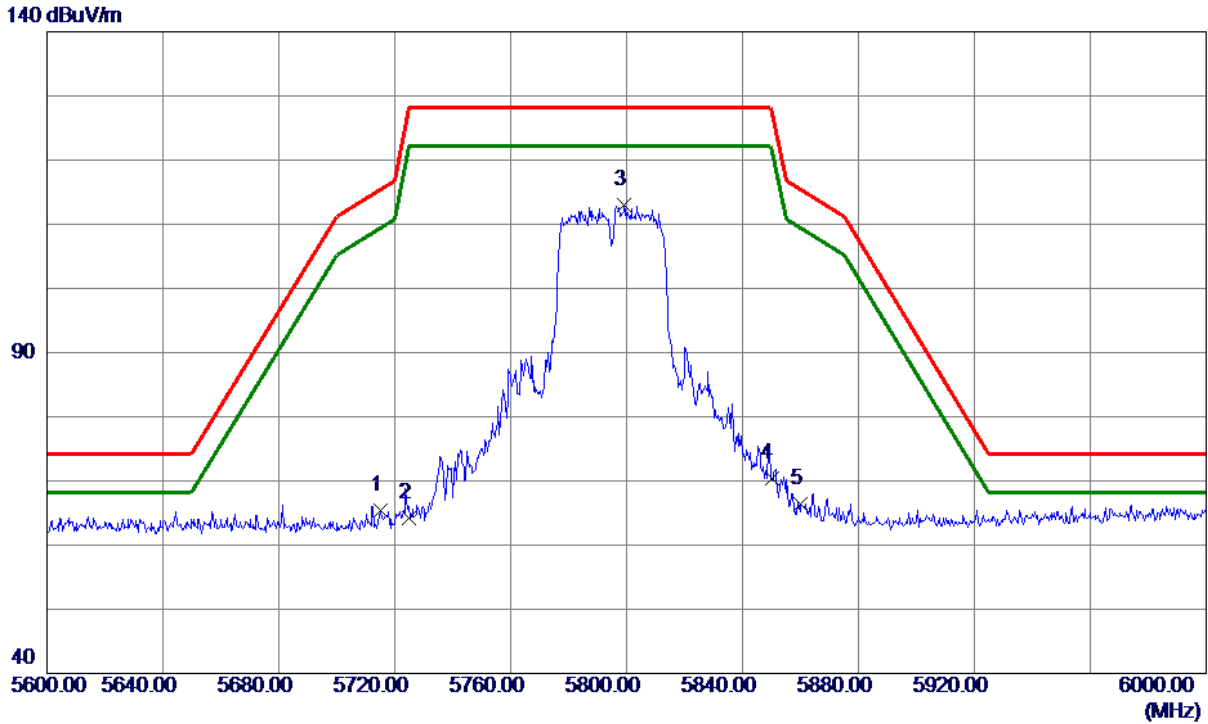
No.	Freq. MHz	Reading Level dBuV/m	Correct Factor dB	Measure ment dBuV/m	Limit dBuV/m	Margin dB	Detector	Comment
1 *	11510.0000	45.46	3.82	49.28	74.00	-24.72	Peak	

REMARKS:

- (1) Measurement Value = Reading Level + Correct Factor.
- (2) Margin Level = Measurement Value - Limit Value.

Orthogonal Axis	X
Test Mode	UNII-3_TX N (HT40) Mode 5795 MHz

Vertical



No.	Freq. MHz	Reading Level dBuV/m	Correct Factor dB	Measure ment dBuV/m	Limit dBuV/m	Margin dB	Detector	Comment
1	5715.0000	25.44	40.02	65.46	115.40	-49.94	Peak	
2	5725.0000	24.23	40.05	64.28	128.20	-63.92	Peak	
3 *	5799.2000	72.75	40.22	112.97	128.20	-15.23	Peak	
4	5850.0000	30.00	40.34	70.34	128.20	-57.86	Peak	
5	5860.0000	26.12	40.37	66.49	115.40	-48.91	Peak	

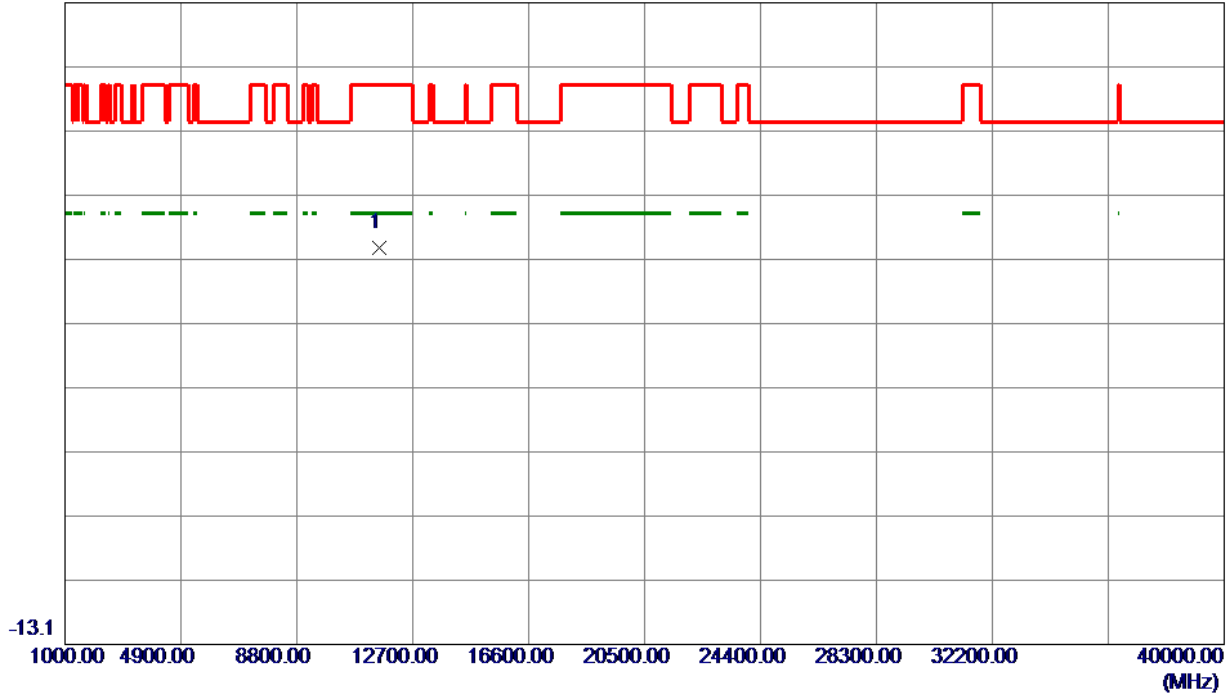
REMARKS:

- (1) Measurement Value = Reading Level + Correct Factor.
- (2) Margin Level = Measurement Value - Limit Value.

Orthogonal Axis	X
Test Mode	UNII-3_TX N (HT40) Mode 5795 MHz

Vertical

86.9 dBuV/m



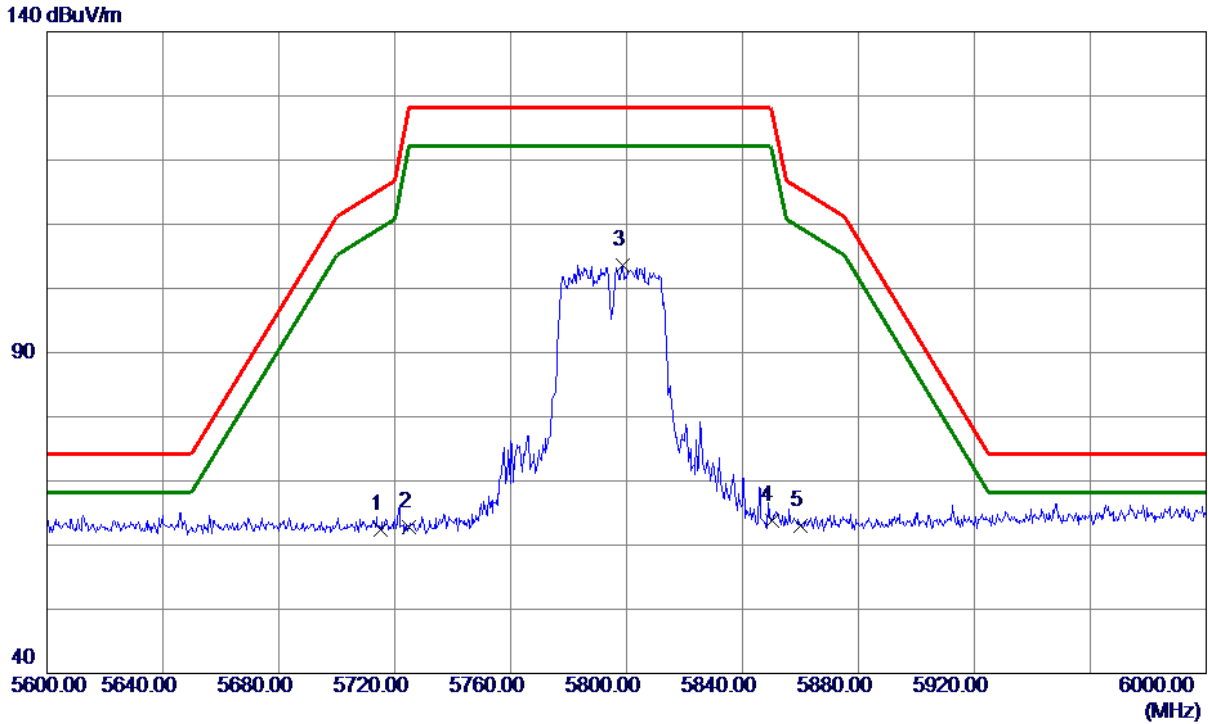
No.	Freq. MHz	Reading Level dBuV/m	Correct Factor dB	Measure ment dBuV/m	Limit dBuV/m	Margin dB	Detector	Comment
1 *	11590.0000	44.86	3.77	48.63	74.00	-25.37	Peak	

REMARKS:

- (1) Measurement Value = Reading Level + Correct Factor.
- (2) Margin Level = Measurement Value - Limit Value.

Orthogonal Axis	X
Test Mode	UNII-3_TX N (HT40) Mode 5795 MHz

Horizontal



No.	Freq. MHz	Reading Level dBuV/m	Correct Factor dB	Measure ment dBuV/m	Limit dBuV/m	Margin dB	Detector	Comment
1	5715.0000	22.36	40.02	62.38	115.40	-53.02	Peak	
2	5725.0000	22.83	40.05	62.88	128.20	-65.32	Peak	
3 *	5798.8000	63.44	40.22	103.66	128.20	-24.54	Peak	
4	5850.0000	23.50	40.34	63.84	128.20	-64.36	Peak	
5	5860.0000	22.72	40.37	63.09	115.40	-52.31	Peak	

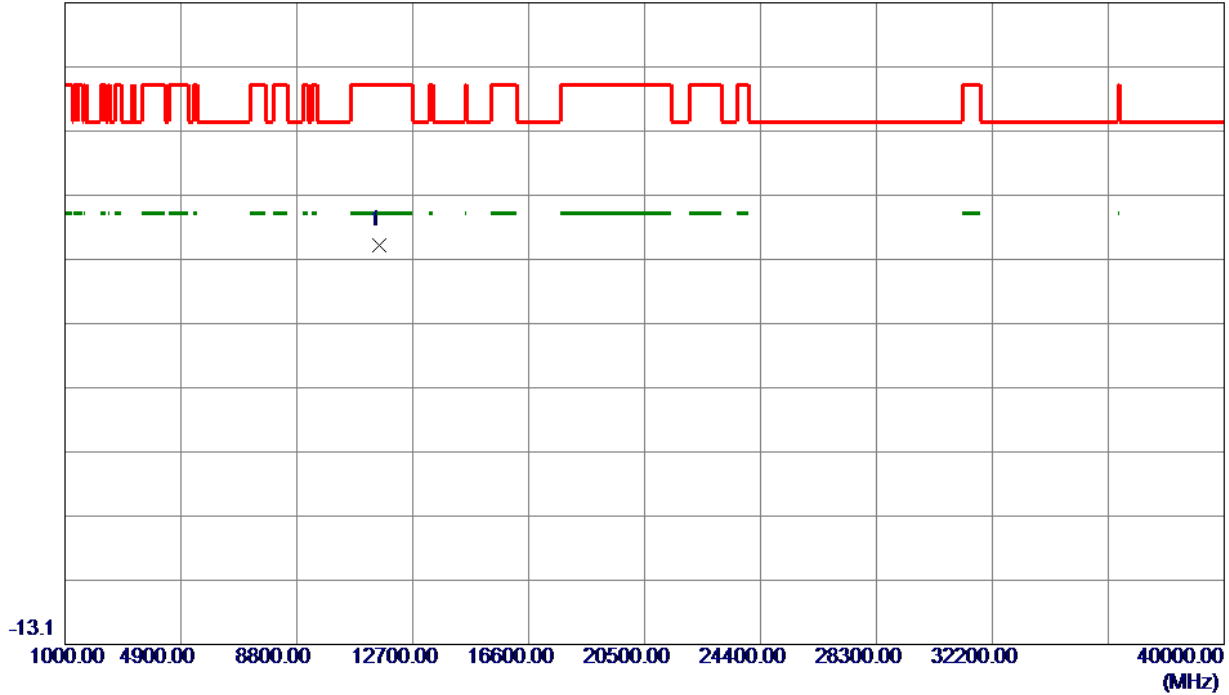
REMARKS:

- (1) Measurement Value = Reading Level + Correct Factor.
- (2) Margin Level = Measurement Value - Limit Value.

Orthogonal Axis	X
Test Mode	UNII-3_TX N (HT40) Mode 5795 MHz

Horizontal

86.9 dBuV/m



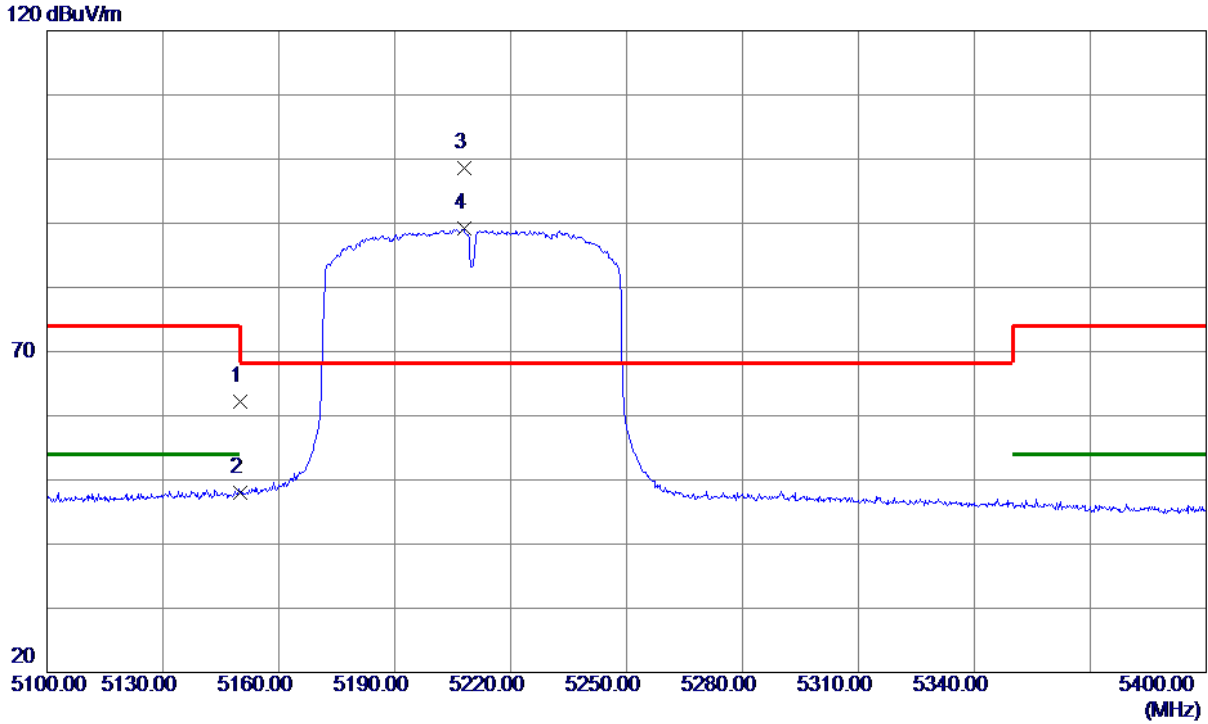
No.	Freq. MHz	Reading Level dBuV/m	Correct Factor dB	Measure ment dBuV/m	Limit dBuV/m	Margin dB	Detector	Comment
1 *	11590.0000	45.25	3.77	49.02	74.00	-24.98	Peak	

REMARKS:

- (1) Measurement Value = Reading Level + Correct Factor.
- (2) Margin Level = Measurement Value - Limit Value.

Orthogonal Axis	X
Test Mode	UNII-1_TX AC (VHT80) Mode 5210 MHz

Vertical



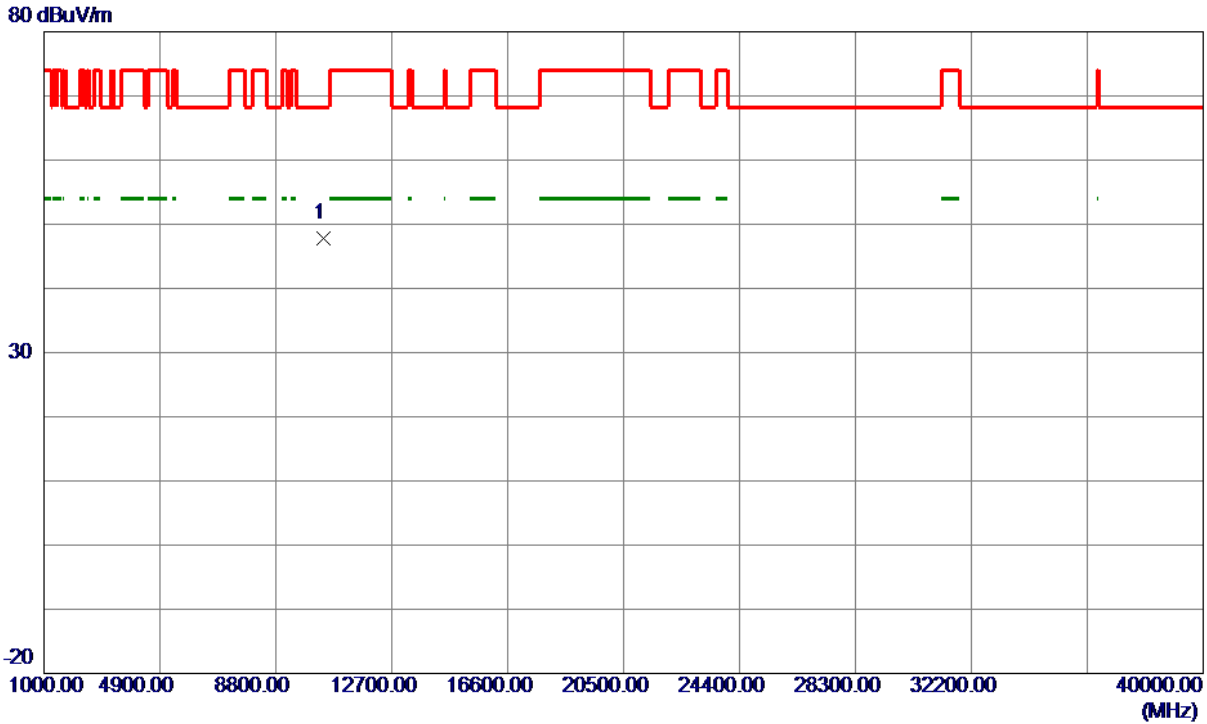
No.	Freq. MHz	Reading Level dBuV/m	Correct Factor dB	Measure ment dBuV/m	Limit dBuV/m	Margin dB	Detector	Comment
1	5150.0000	23.15	39.07	62.22	74.00	-11.78	Peak	
2	5150.0000	8.96	39.07	48.03	54.00	-5.97	AVG	
3 *	5207.8500	59.37	39.14	98.51	68.30	30.21	Peak	NO limit
4	5207.8500	49.99	39.14	89.13	999.00	-909.87	AVG	NO limit

REMARKS:

- (1) Measurement Value = Reading Level + Correct Factor.
- (2) Margin Level = Measurement Value - Limit Value.

Orthogonal Axis	X
Test Mode	UNII-1_TX AC (VHT80) Mode 5210 MHz

Vertical



No.	Freq. MHz	Reading Level dBuV/m	Correct Factor dB	Measure ment dBuV/m	Limit dBuV/m	Margin dB	Detector	Comment
1 *	10420.0000	45.70	2.14	47.84	68.30	-20.46	Peak	

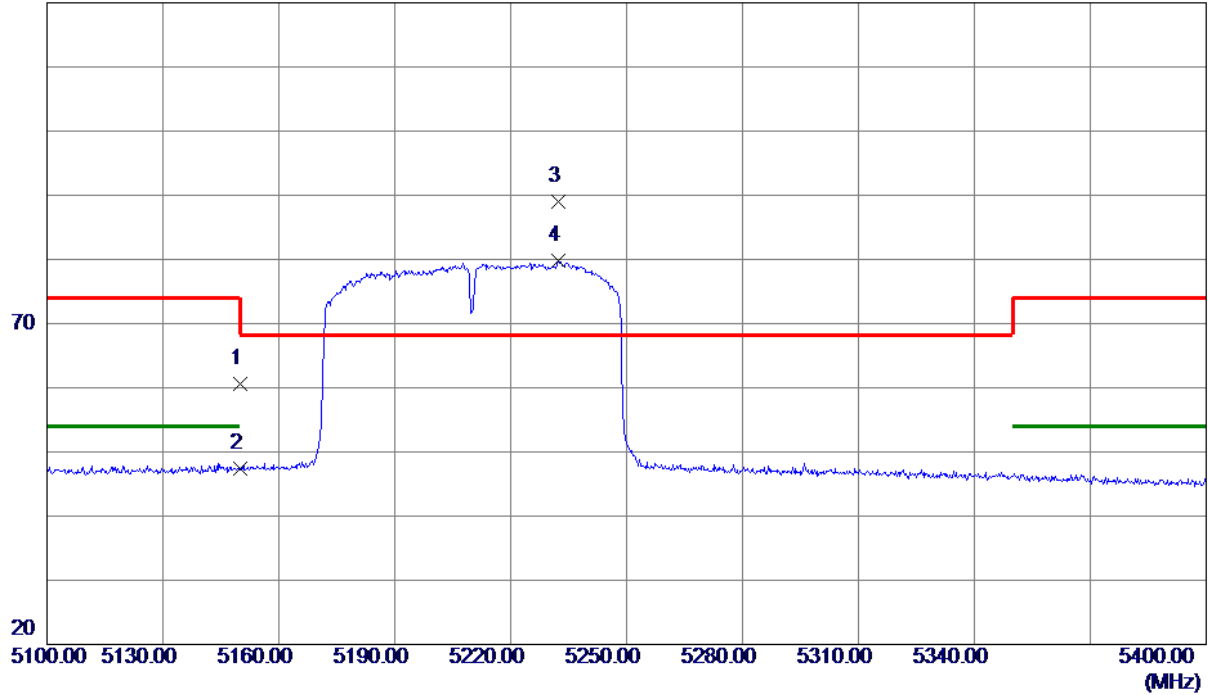
REMARKS:

- (1) Measurement Value = Reading Level + Correct Factor.
- (2) Margin Level = Measurement Value - Limit Value.

Orthogonal Axis	X
Test Mode	UNII-1_TX AC (VHT80) Mode 5210 MHz

Horizontal

120 dBuV/m



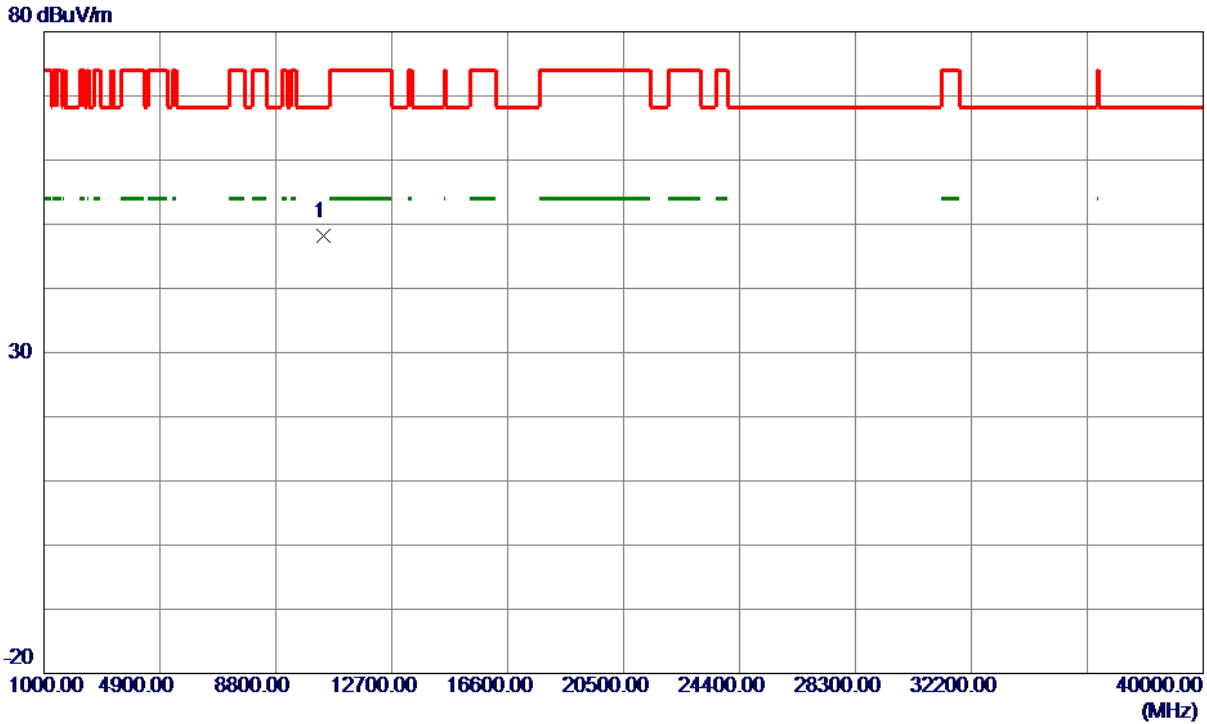
No.	Freq. MHz	Reading Level dBuV/m	Correct Factor dB	Measure ment dBuV/m	Limit dBuV/m	Margin dB	Detector	Comment
1	5150.0000	21.55	39.07	60.62	74.00	-13.38	Peak	
2	5150.0000	8.24	39.07	47.31	54.00	-6.69	AVG	
3 *	5232.4500	49.83	39.17	89.00	68.30	20.70	Peak	NO limit
4	5232.4500	40.58	39.17	79.75	999.00	-919.25	AVG	NO limit

REMARKS:

- (1) Measurement Value = Reading Level + Correct Factor.
- (2) Margin Level = Measurement Value - Limit Value.

Orthogonal Axis	X
Test Mode	UNII-1_TX AC (VHT80) Mode 5210 MHz

Horizontal



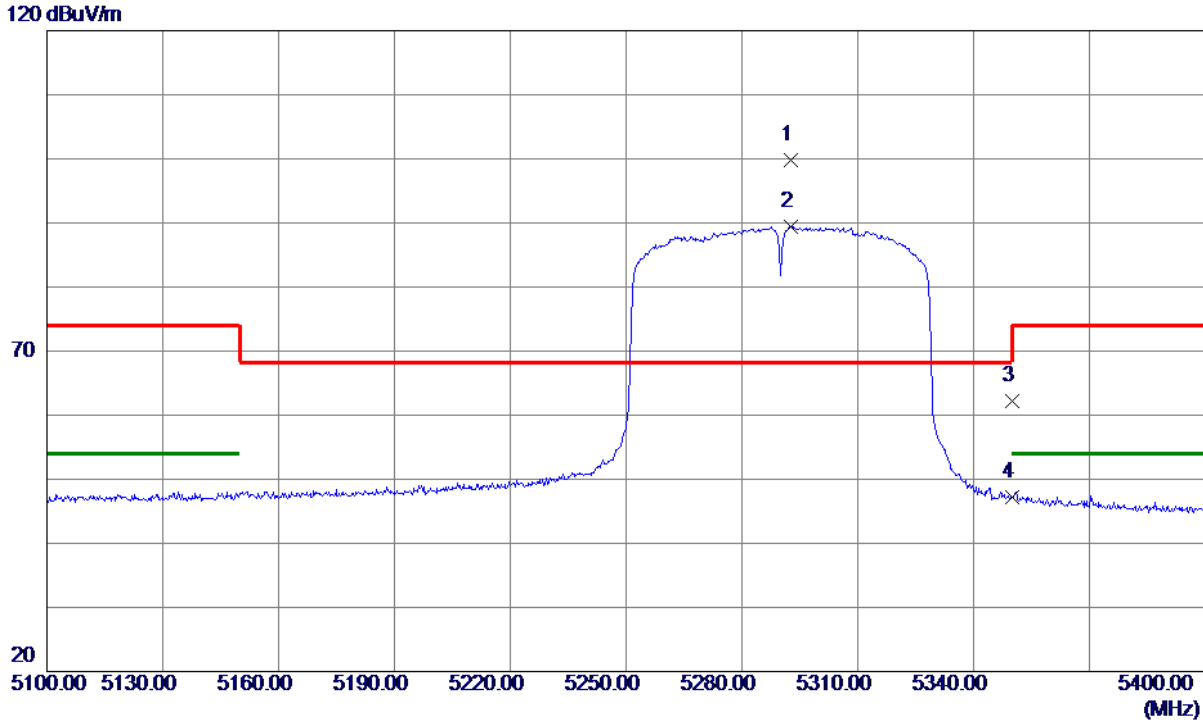
No.	Freq. MHz	Reading Level dBuV/m	Correct Factor dB	Measure ment dBuV/m	Limit dBuV/m	Margin dB	Detector	Comment
1 *	10420.0000	45.96	2.14	48.10	68.30	-20.20	Peak	

REMARKS:

- (1) Measurement Value = Reading Level + Correct Factor.
- (2) Margin Level = Measurement Value - Limit Value.

Orthogonal Axis	X
Test Mode	UNII-2A_TX AC (VHT80) Mode 5290 MHz

Vertical



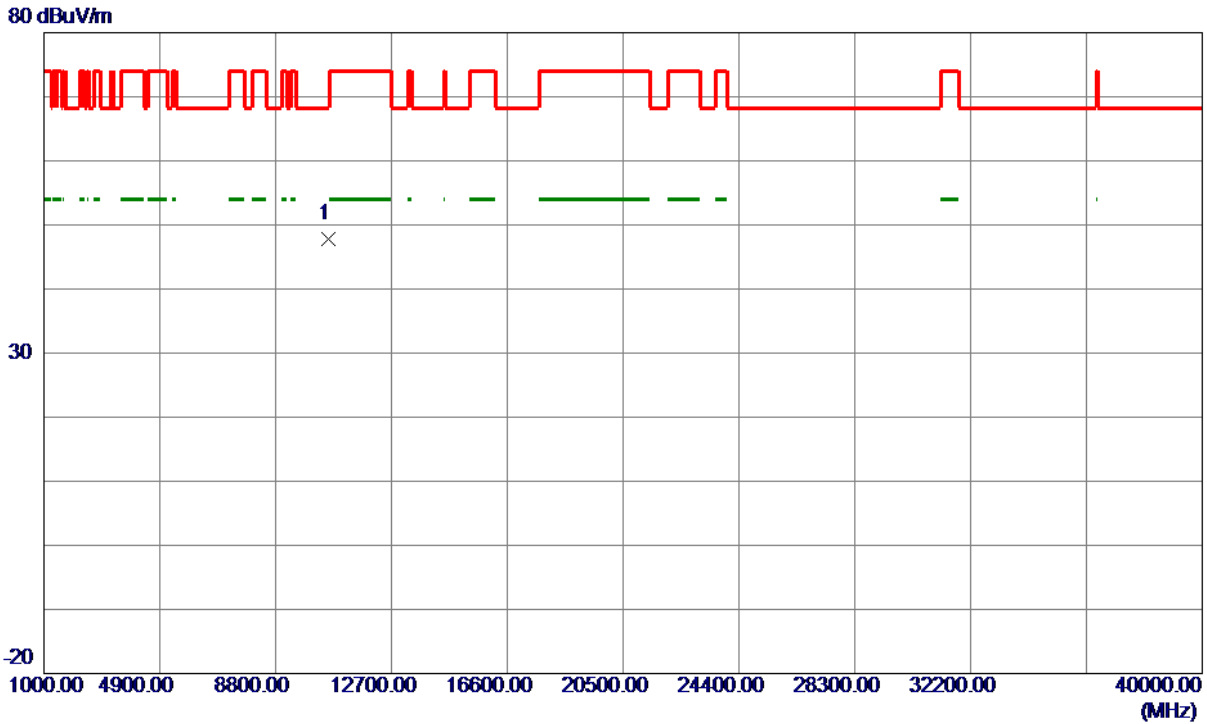
No.	Freq. MHz	Reading Level dBuV/m	Correct Factor dB	Measure ment dBuV/m	Limit dBuV/m	Margin dB	Detector	Comment
1 *	5292.6000	60.46	39.25	99.71	68.30	31.41	Peak	NO limit
2	5292.6000	50.16	39.25	89.41	999.00	-909.59	AVG	NO limit
3	5350.0000	22.96	39.32	62.28	74.00	-11.72	Peak	
4	5350.0000	7.87	39.32	47.19	54.00	-6.81	AVG	

REMARKS:

- (1) Measurement Value = Reading Level + Correct Factor.
- (2) Margin Level = Measurement Value - Limit Value.

Orthogonal Axis	X
Test Mode	UNII-2A_TX AC (VHT80) Mode 5290 MHz

Vertical



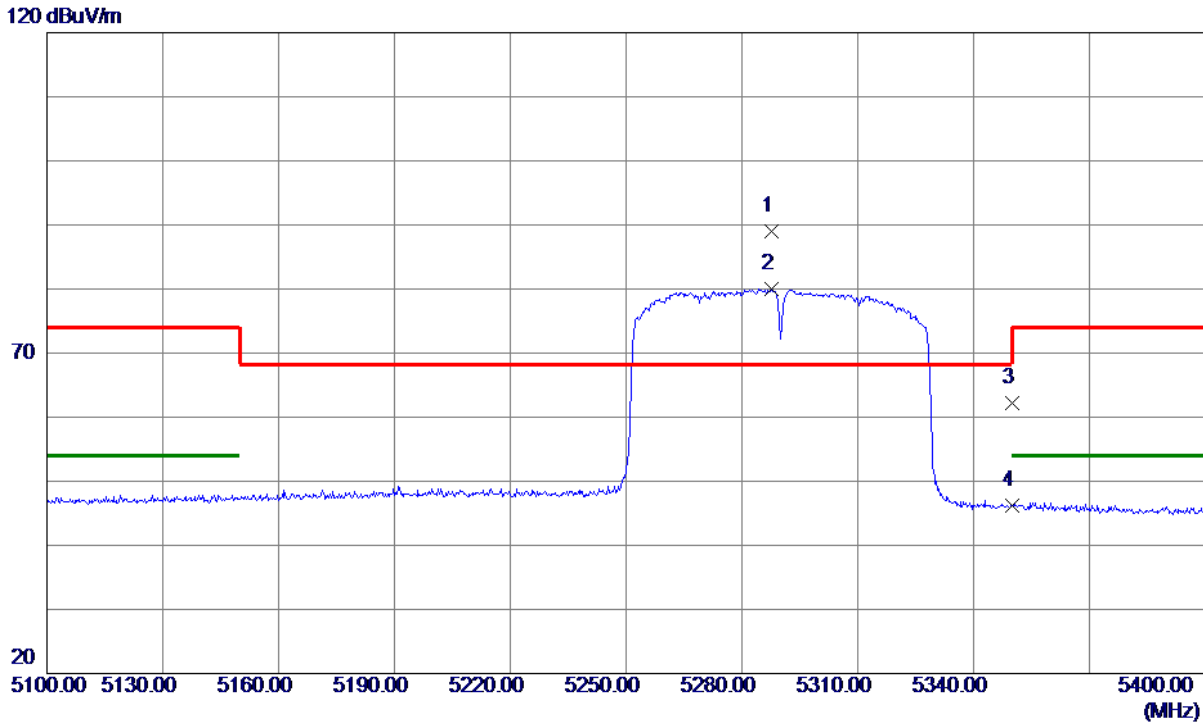
No.	Freq. MHz	Reading Level dBuV/m	Correct Factor dB	Measure ment dBuV/m	Limit dBuV/m	Margin dB	Detector	Comment
1 *	10580.0000	45.30	2.51	47.81	68.30	-20.49	Peak	

REMARKS:

- (1) Measurement Value = Reading Level + Correct Factor.
- (2) Margin Level = Measurement Value - Limit Value.

Orthogonal Axis	X
Test Mode	UNII-2A_TX AC (VHT80) Mode 5290 MHz

Horizontal



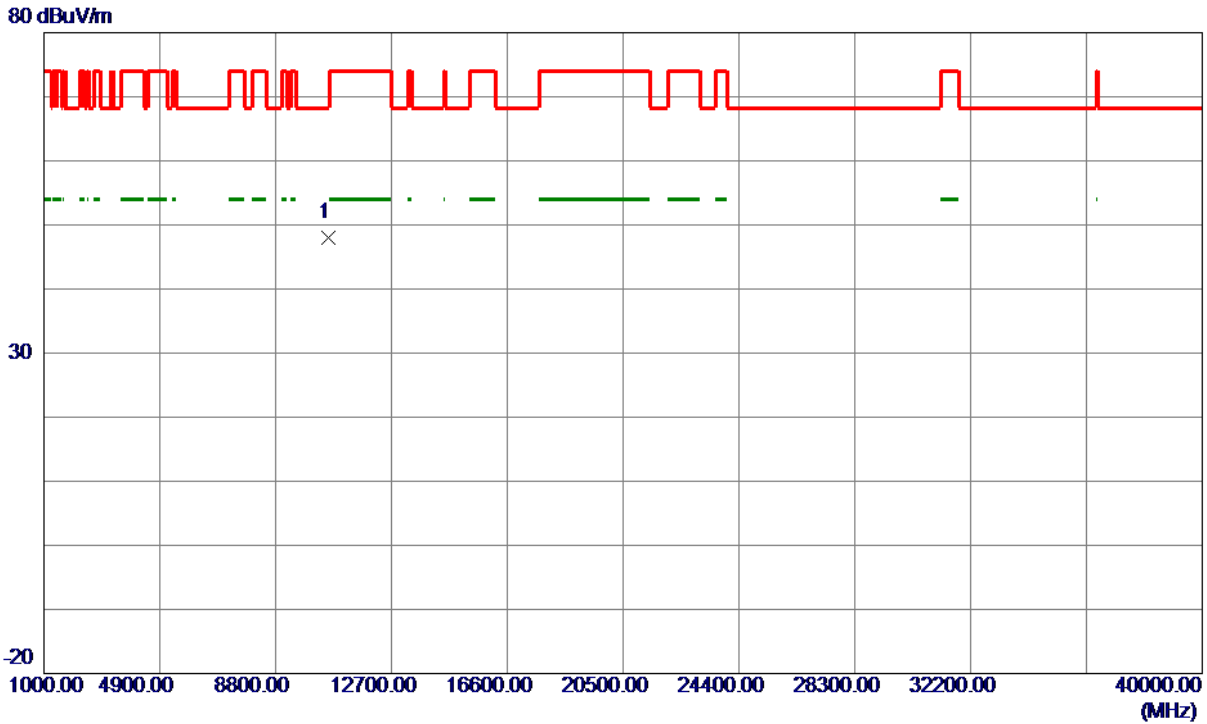
No.	Freq. MHz	Reading Level dBuV/m	Correct Factor dB	Measure ment dBuV/m	Limit dBuV/m	Margin dB	Detector	Comment
1 *	5287.8000	49.80	39.24	89.04	68.30	20.74	Peak	NO limit
2	5287.8000	40.78	39.24	80.02	999.00	-918.98	AVG	NO limit
3	5350.0000	22.95	39.32	62.27	74.00	-11.73	Peak	
4	5350.0000	6.92	39.32	46.24	54.00	-7.76	AVG	

REMARKS:

- (1) Measurement Value = Reading Level + Correct Factor.
- (2) Margin Level = Measurement Value - Limit Value.

Orthogonal Axis	X
Test Mode	UNII-2A_TX AC (VHT80) Mode 5290 MHz

Horizontal



No.	Freq. MHz	Reading Level dBuV/m	Correct Factor dB	Measure ment dBuV/m	Limit dBuV/m	Margin dB	Detector	Comment
1 *	10580.0000	45.53	2.51	48.04	68.30	-20.26	Peak	

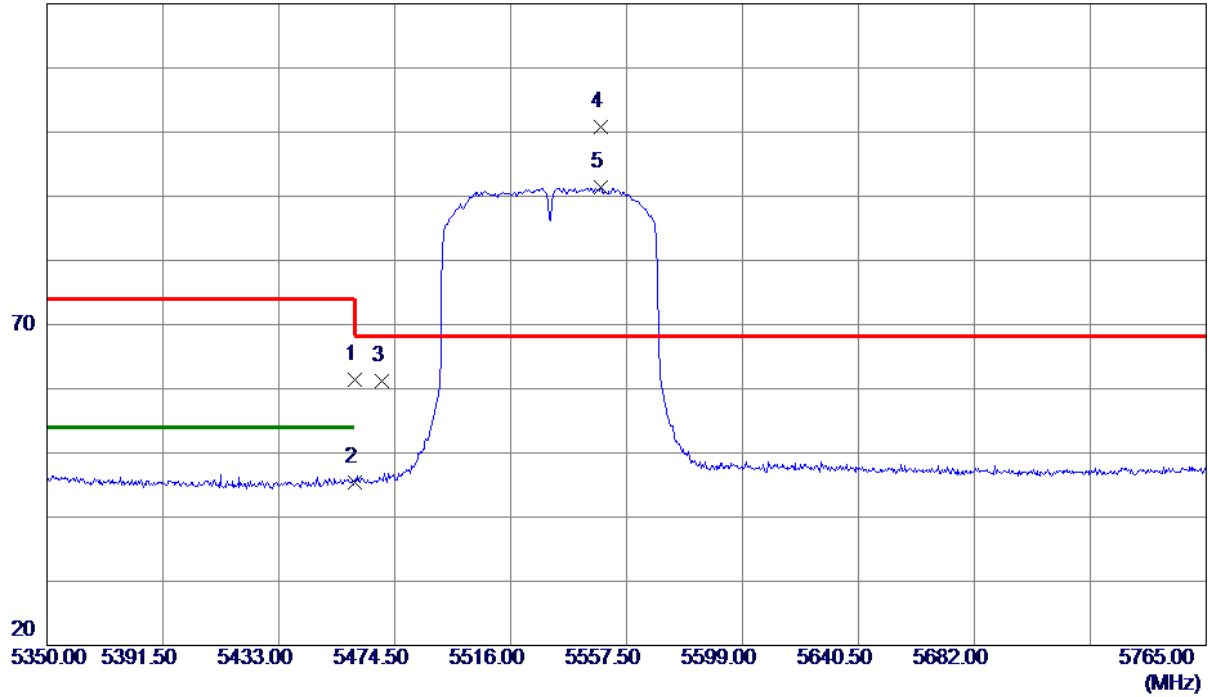
REMARKS:

- (1) Measurement Value = Reading Level + Correct Factor.
- (2) Margin Level = Measurement Value - Limit Value.

Orthogonal Axis	X
Test Mode	UNII-2C_TX AC (VHT80) Mode 5530 MHz

Vertical

120 dBuV/m



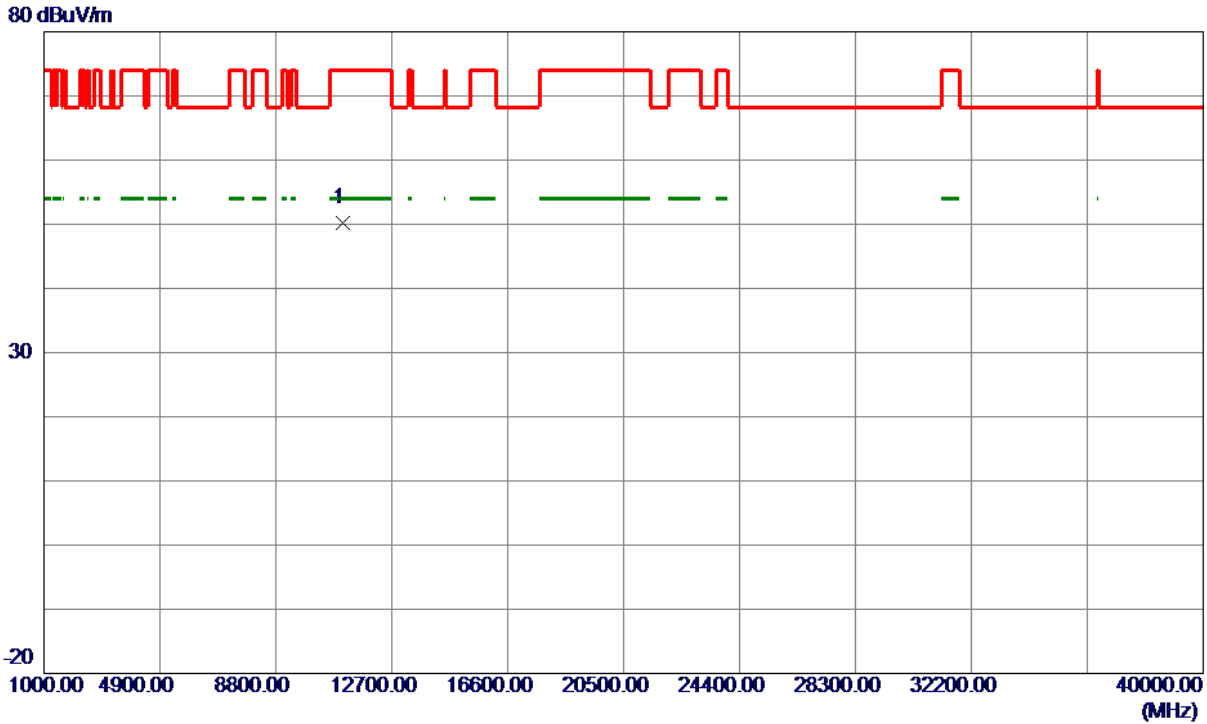
No.	Freq. MHz	Reading Level dBuV/m	Correct Factor dB	Measure ment dBuV/m	Limit dBuV/m	Margin dB	Detector	Comment
1	5460.0000	21.98	39.46	61.44	74.00	-12.56	Peak	
2	5460.0000	5.89	39.46	45.35	54.00	-8.65	AVG	
3	5470.0000	21.81	39.47	61.28	68.30	-7.02	Peak	
4 *	5548.1629	61.12	39.62	100.74	68.30	32.44	Peak	NO limit
5	5548.1629	51.69	39.62	91.31	999.00	-907.69	AVG	NO limit

REMARKS:

- (1) Measurement Value = Reading Level + Correct Factor.
- (2) Margin Level = Measurement Value - Limit Value.

Orthogonal Axis	X
Test Mode	UNII-2C_TX AC (VHT80) Mode 5530 MHz

Vertical



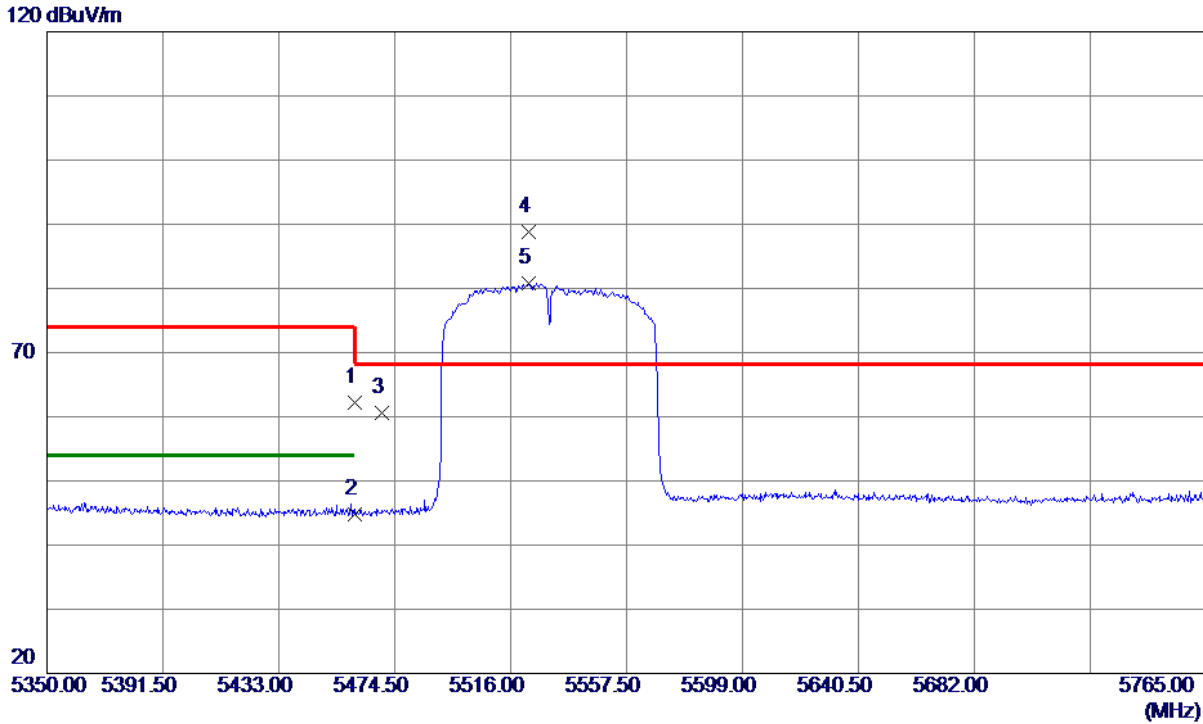
No.	Freq. MHz	Reading Level dBuV/m	Correct Factor dB	Measure ment dBuV/m	Limit dBuV/m	Margin dB	Detector	Comment
1 *	11060.0000	45.78	4.33	50.11	74.00	-23.89	Peak	

REMARKS:

- (1) Measurement Value = Reading Level + Correct Factor.
- (2) Margin Level = Measurement Value - Limit Value.

Orthogonal Axis	X
Test Mode	UNII-2C_TX AC (VHT80) Mode 5530 MHz

Horizontal



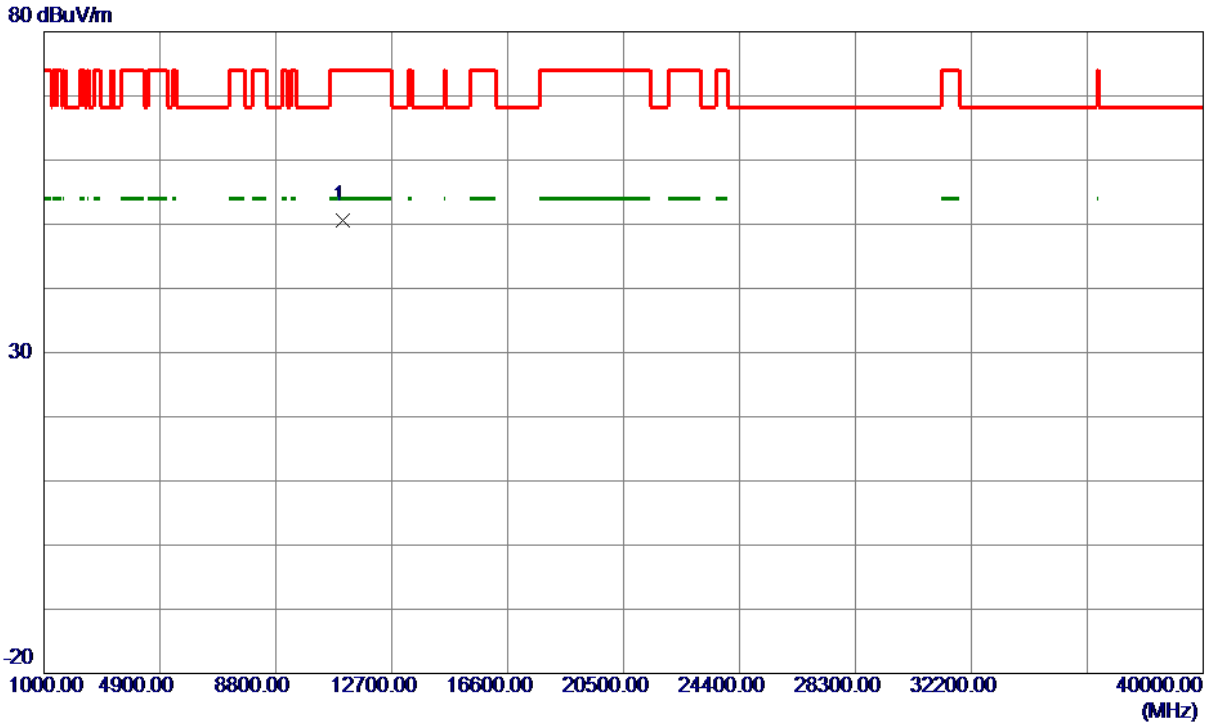
No.	Freq. MHz	Reading Level dBuV/m	Correct Factor dB	Measure ment dBuV/m	Limit dBuV/m	Margin dB	Detector	Comment
1	5460.0000	22.65	39.46	62.11	74.00	-11.89	Peak	
2	5460.0000	5.27	39.46	44.73	54.00	-9.27	AVG	
3	5470.0000	21.20	39.47	60.67	68.30	-7.63	Peak	
4 *	5522.4320	49.25	39.56	88.81	68.30	20.51	Peak	NO limit
5	5522.4320	41.20	39.56	80.76	999.00	-918.24	AVG	NO limit

REMARKS:

- (1) Measurement Value = Reading Level + Correct Factor.
- (2) Margin Level = Measurement Value - Limit Value.

Orthogonal Axis	X
Test Mode	UNII-2C_TX AC (VHT80) Mode 5530 MHz

Horizontal

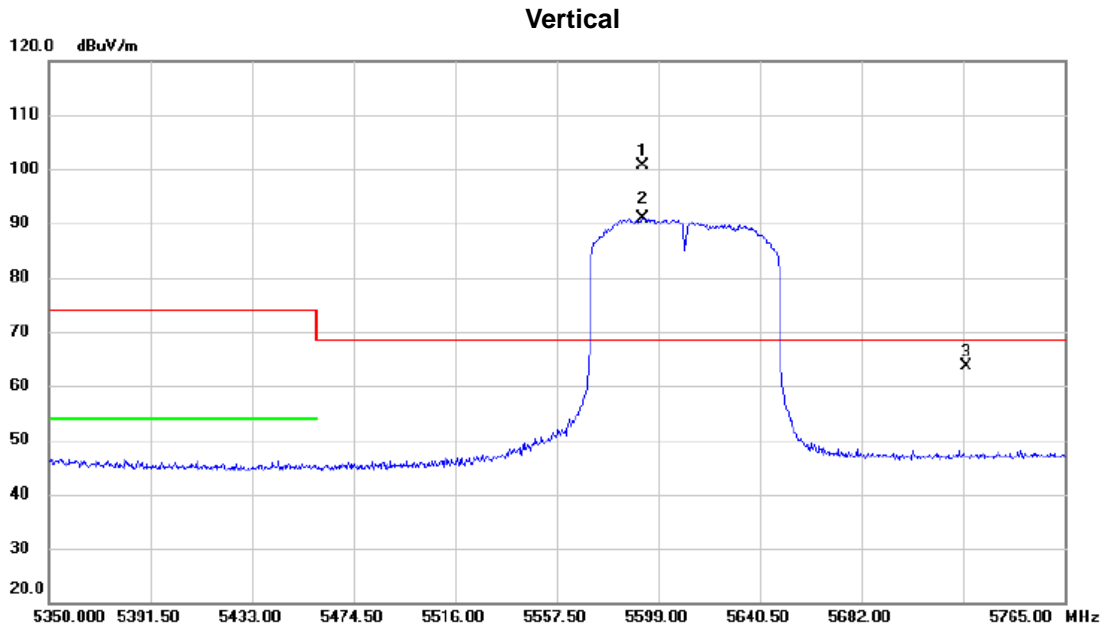


No.	Freq. MHz	Reading Level dBuV/m	Correct Factor dB	Measure ment dBuV/m	Limit dBuV/m	Margin dB	Detector	Comment
1 *	11060.0000	46.29	4.33	50.62	74.00	-23.38	Peak	

REMARKS:

- (1) Measurement Value = Reading Level + Correct Factor.
- (2) Margin Level = Measurement Value - Limit Value.

Orthogonal Axis	X
Test Mode	UNII-2C_TX AC (VHT80) Mode 5610 MHz

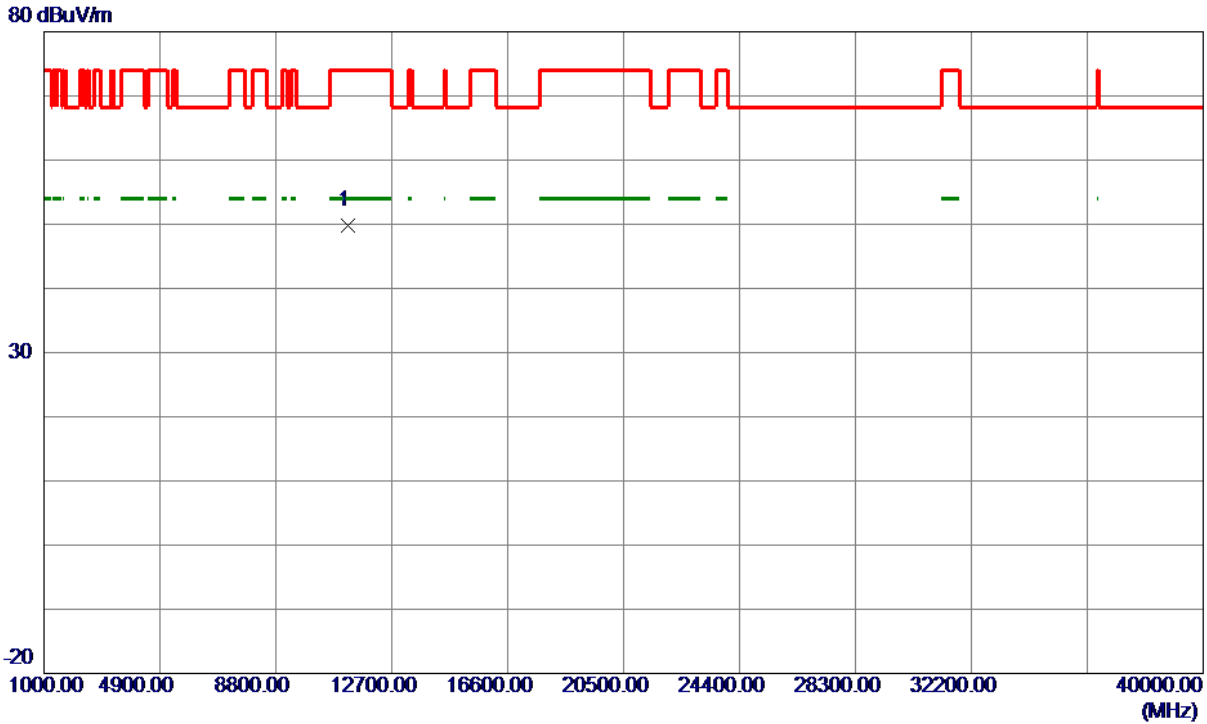


No.	Mk.	Freq. MHz	Reading Level dBuV	Correct Factor dB	Measure- ment dBuV/m	Limit dBuV/m	Margin dB	Detector	Comment
1	*	5592.775	60.78	39.73	100.51	68.30	32.21	peak	NO limit
2	X	5592.775	51.19	39.73	90.92	68.30	22.62	AVG	NO limit
3		5725.000	23.67	40.05	63.72	68.30	-4.58	peak	

REMARKS:
 (1) Measurement Value = Reading Level + Correct Factor.
 (2) Margin Level = Measurement Value - Limit Value.

Orthogonal Axis	X
Test Mode	UNII-2C_TX AC (VHT80) Mode 5610 MHz

Vertical



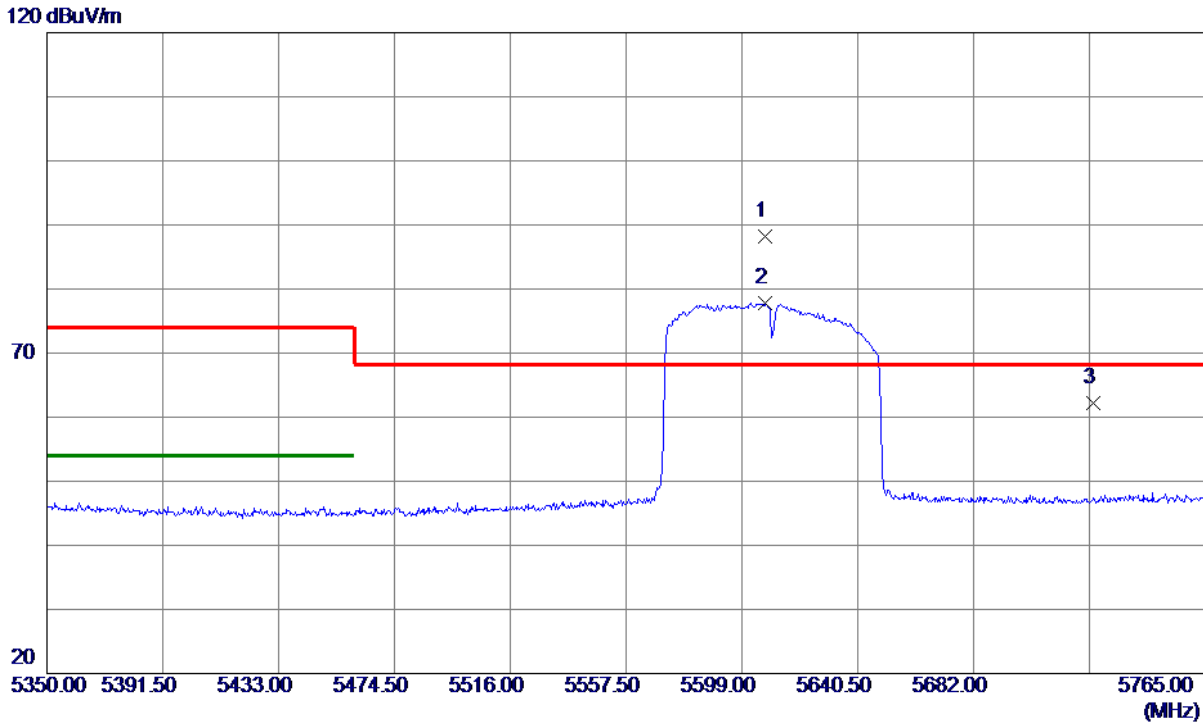
No.	Freq. MHz	Reading Level dBuV/m	Correct Factor dB	Measure ment dBuV/m	Limit dBuV/m	Margin dB	Detector	Comment
1 *	11220.0000	45.72	4.15	49.87	74.00	-24.13	Peak	

REMARKS:

- (1) Measurement Value = Reading Level + Correct Factor.
- (2) Margin Level = Measurement Value - Limit Value.

Orthogonal Axis	X
Test Mode	UNII-2C_TX AC (VHT80) Mode 5610 MHz

Horizontal



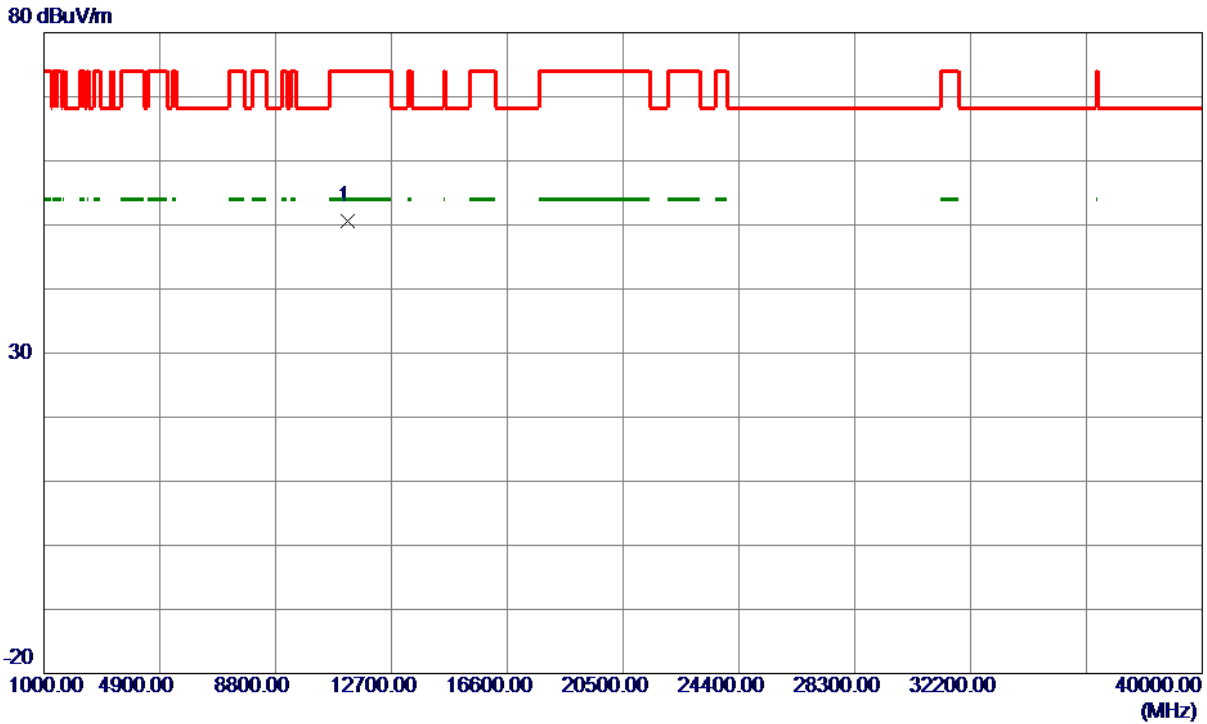
No.	Freq. MHz	Reading Level dBuV/m	Correct Factor dB	Measure ment dBuV/m	Limit dBuV/m	Margin dB	Detector	Comment
1 *	5607.5070	48.35	39.77	88.12	68.30	19.82	Peak	NO limit
2	5607.5070	38.04	39.77	77.81	999.00	-921.19	AVG	NO limit
3	5725.0000	22.08	40.05	62.13	68.30	-6.17	Peak	

REMARKS:

- (1) Measurement Value = Reading Level + Correct Factor.
- (2) Margin Level = Measurement Value - Limit Value.

Orthogonal Axis	X
Test Mode	UNII-2C_TX AC (VHT80) Mode 5610 MHz

Horizontal



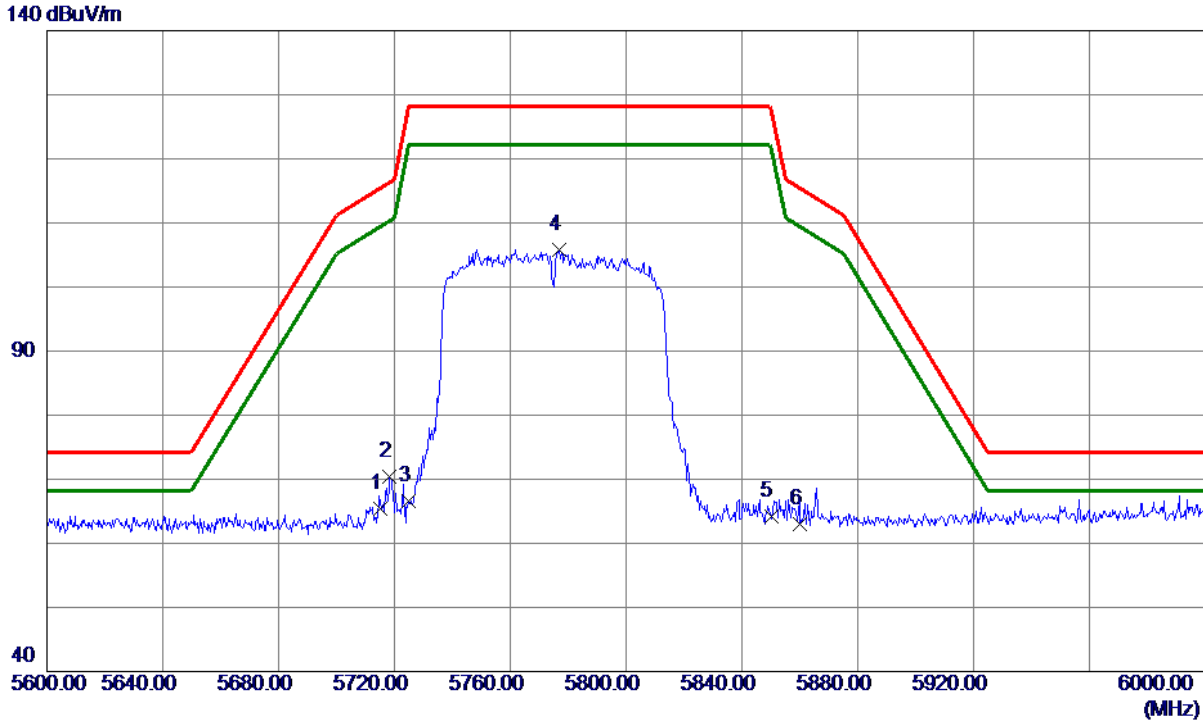
No.	Freq. MHz	Reading Level dBuV/m	Correct Factor dB	Measure ment dBuV/m	Limit dBuV/m	Margin dB	Detector	Comment
1 *	11220.0000	46.38	4.15	50.53	74.00	-23.47	Peak	

REMARKS:

- (1) Measurement Value = Reading Level + Correct Factor.
- (2) Margin Level = Measurement Value - Limit Value.

Orthogonal Axis	X
Test Mode	UNII-3_TX AC (VHT80) Mode 5775 MHz

Vertical



No.	Freq. MHz	Reading Level dBuV/m	Correct Factor dB	Measure ment dBuV/m	Limit dBuV/m	Margin dB	Detector	Comment
1	5715.0000	25.40	40.02	65.42	115.40	-49.98	Peak	
2	5718.4000	30.33	40.03	70.36	116.35	-45.99	Peak	
3	5725.0000	26.56	40.05	66.61	128.20	-61.59	Peak	
4 *	5777.0000	65.65	40.17	105.82	128.20	-22.38	Peak	
5	5850.0000	23.83	40.34	64.17	128.20	-64.03	Peak	
6	5860.0000	22.56	40.37	62.93	115.40	-52.47	Peak	

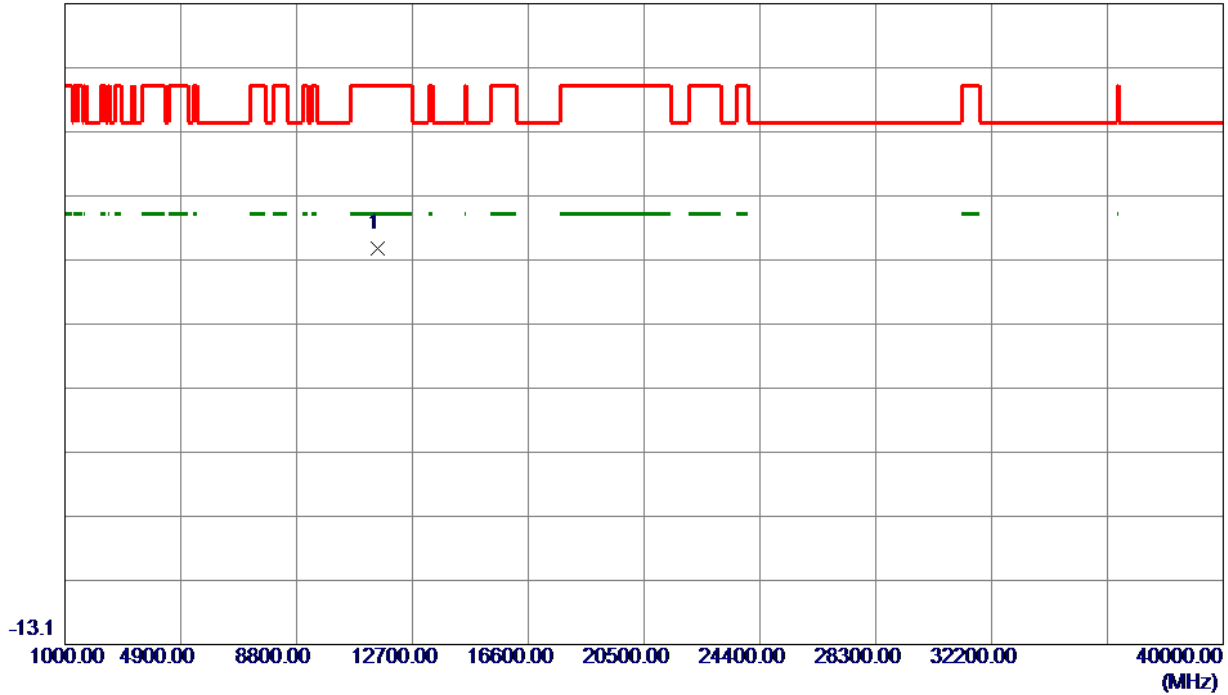
REMARKS:

- (1) Measurement Value = Reading Level + Correct Factor.
- (2) Margin Level = Measurement Value - Limit Value.

Orthogonal Axis	X
Test Mode	UNII-3_TX AC (VHT80) Mode 5775 MHz

Vertical

86.9 dBuV/m



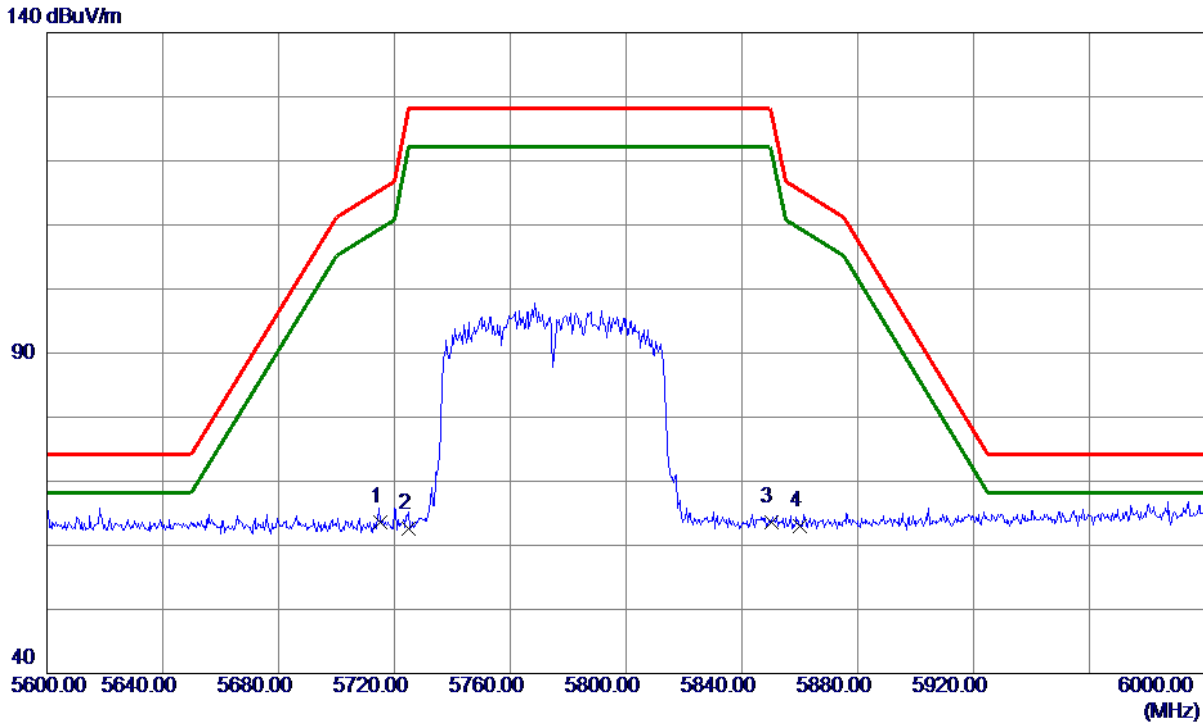
No.	Freq. MHz	Reading Level dBuV/m	Correct Factor dB	Measure ment dBuV/m	Limit dBuV/m	Margin dB	Detector	Comment
1 *	11550.0000	44.81	3.80	48.61	74.00	-25.39	Peak	

REMARKS:

- (1) Measurement Value = Reading Level + Correct Factor.
- (2) Margin Level = Measurement Value - Limit Value.

Orthogonal Axis	X
Test Mode	UNII-3_TX AC (VHT80) Mode 5775 MHz

Horizontal



No.	Freq. MHz	Reading Level dBuV/m	Correct Factor dB	Measure ment dBuV/m	Limit dBuV/m	Margin dB	Detector	Comment
1 *	5715.0000	23.54	40.02	63.56	115.40	-51.84	Peak	
2	5725.0000	22.57	40.05	62.62	128.20	-65.58	Peak	
3	5850.0000	23.21	40.34	63.55	128.20	-64.65	Peak	
4	5860.0000	22.54	40.37	62.91	115.40	-52.49	Peak	

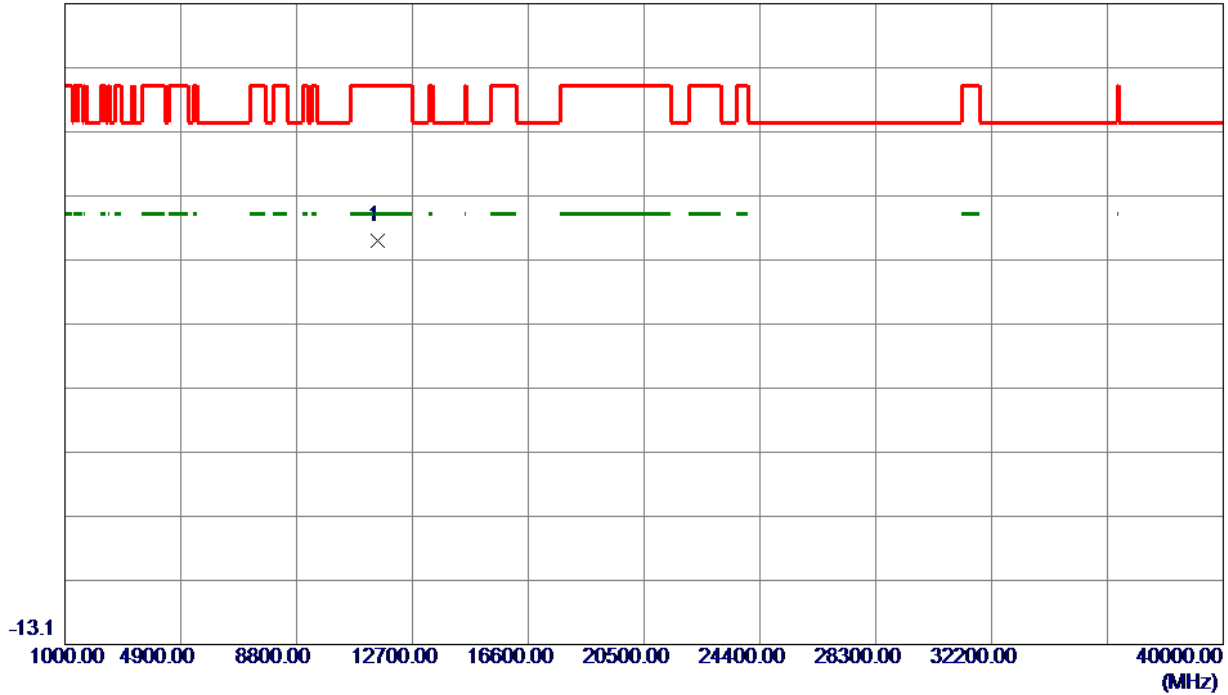
REMARKS:

- (1) Measurement Value = Reading Level + Correct Factor.
- (2) Margin Level = Measurement Value - Limit Value.

Orthogonal Axis	X
Test Mode	UNII-3_TX AC (VHT80) Mode 5775 MHz

Horizontal

86.9 dBuV/m



No.	Freq. MHz	Reading Level dBuV/m	Correct Factor dB	Measure ment dBuV/m	Limit dBuV/m	Margin dB	Detector	Comment
1 *	11550.0000	46.03	3.80	49.83	74.00	-24.17	Peak	

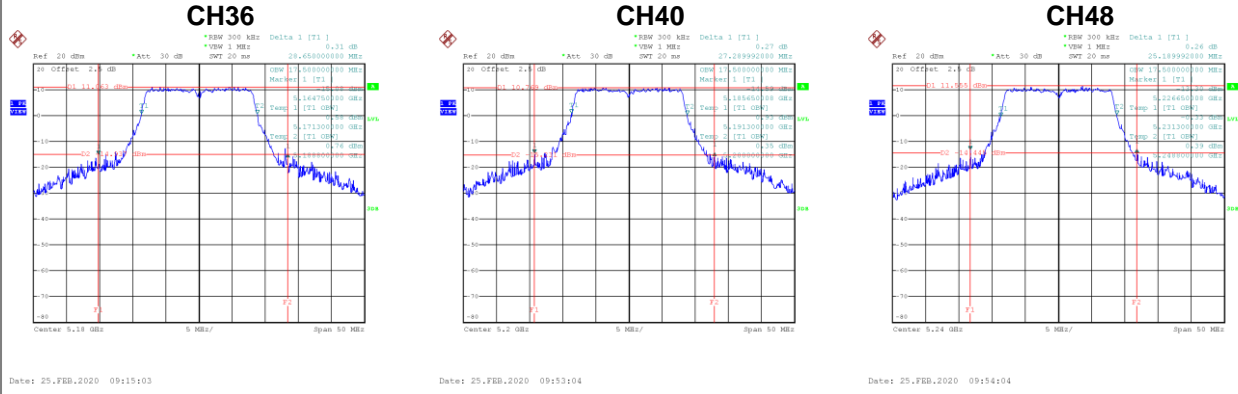
REMARKS:

- (1) Measurement Value = Reading Level + Correct Factor.
- (2) Margin Level = Measurement Value - Limit Value.

APPENDIX D - BANDWIDTH

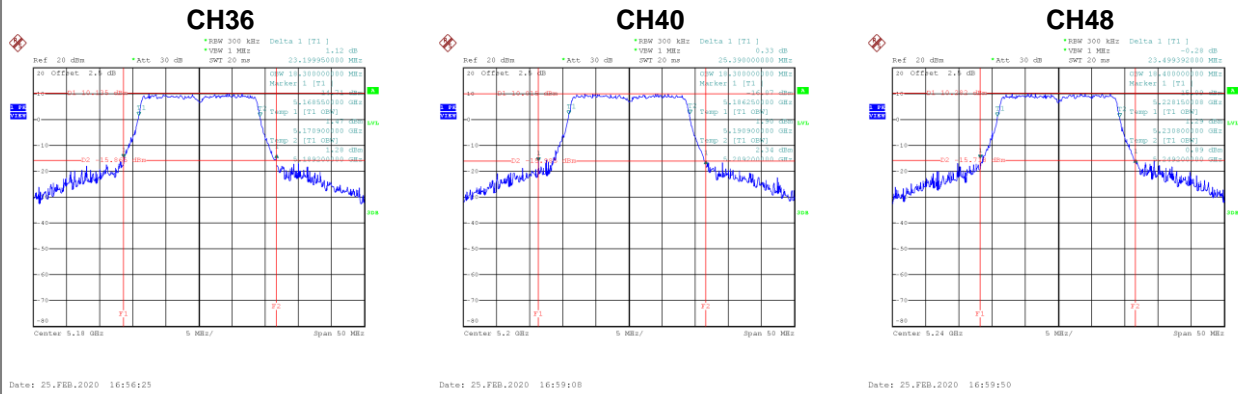
Test Mode	UNII-1_TX A Mode
-----------	------------------

Channel	Frequency (MHz)	26 dB Bandwidth (MHz)	99 % Emission Bandwidth (MHz)
36	5180	28.65	17.50
40	5200	27.29	17.50
48	5240	25.19	17.50



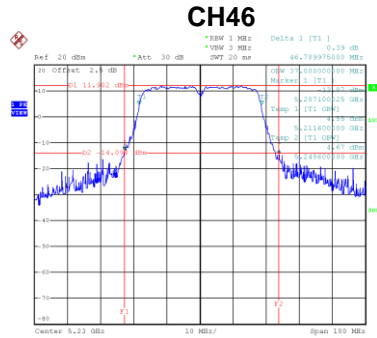
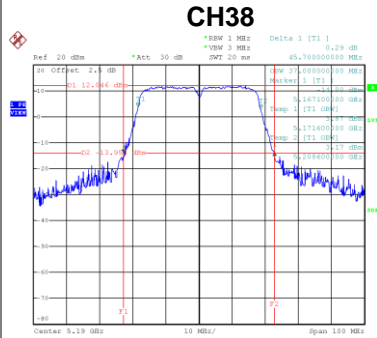
Test Mode	UNII-1_TX N (HT20) Mode
-----------	-------------------------

Channel	Frequency (MHz)	26 dB Bandwidth (MHz)	99 % Emission Bandwidth (MHz)
36	5180	23.20	18.30
40	5200	25.39	18.30
48	5240	23.50	18.40



Test Mode	UNII-1_TX N (HT40) Mode
-----------	-------------------------

Channel	Frequency (MHz)	26 dB Bandwidth (MHz)	99 % Emission Bandwidth (MHz)
38	5190	45.70	37.00
46	5230	46.79	37.00

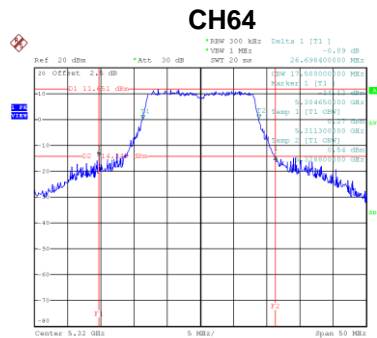
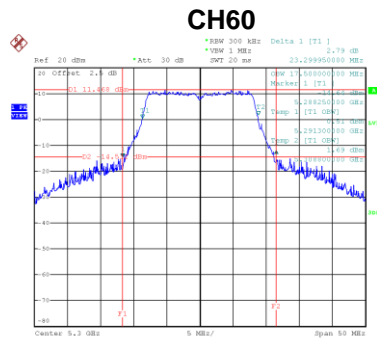
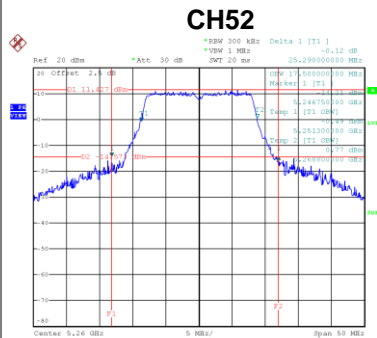


Date: 25.FEB.2020 17:14:21

Date: 25.FEB.2020 17:17:20

Test Mode	UNII-2A_TX A Mode
-----------	-------------------

Channel	Frequency (MHz)	26 dB Bandwidth (MHz)	99 % Emission Bandwidth (MHz)
52	5260	25.29	17.50
60	5300	23.30	17.50
64	5320	26.70	17.50

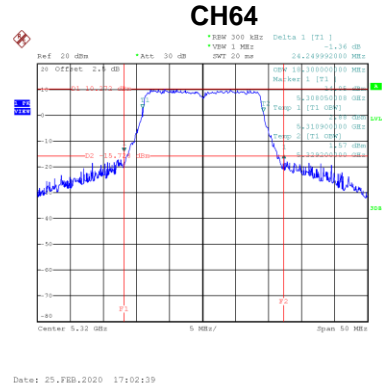
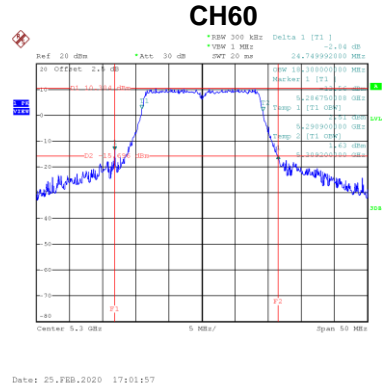
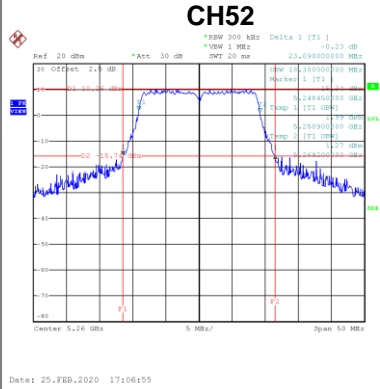


Date: 25.FEB.2020 09:55:17

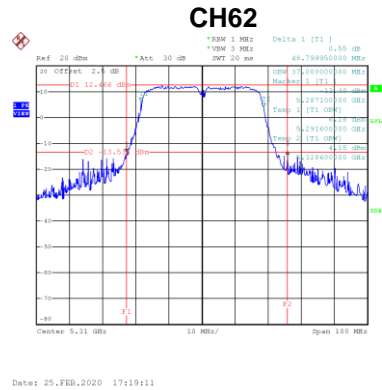
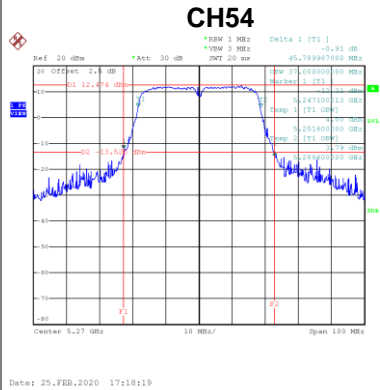
Date: 25.FEB.2020 09:56:22

Date: 25.FEB.2020 09:57:27

Test Mode		UNII-2A_TX N (HT20) Mode		
Channel	Frequency (MHz)	26 dB Bandwidth (MHz)	99 % Emission Bandwidth (MHz)	
52	5260	23.09	18.30	
60	5300	24.75	18.30	
64	5320	24.25	18.30	

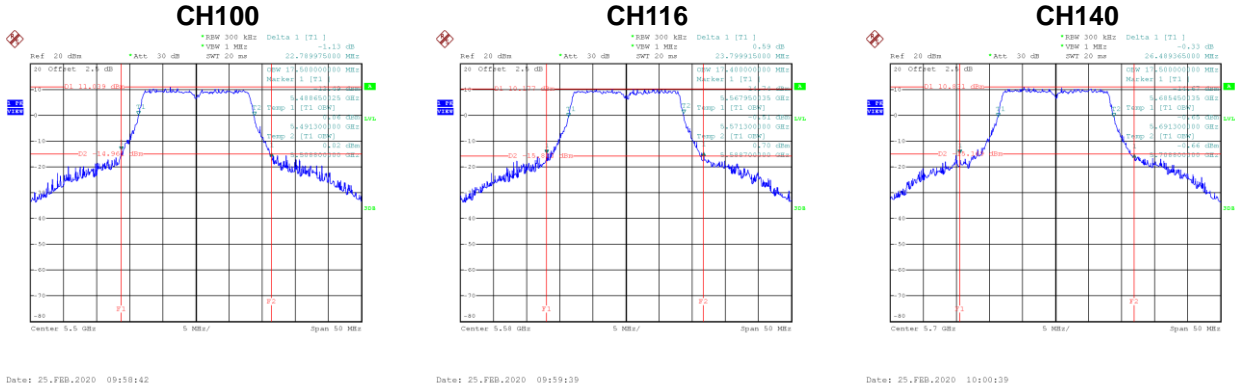


Test Mode		UNII-2A_TX N (HT40) Mode		
Channel	Frequency (MHz)	26 dB Bandwidth (MHz)	99 % Emission Bandwidth (MHz)	
54	5270	45.79	37.00	
62	5310	48.80	37.00	



Test Mode	UNII-2C_TX A Mode
-----------	-------------------

Channel	Frequency (MHz)	26 dB Bandwidth (MHz)	99 % Emission Bandwidth (MHz)
100	5500	22.79	17.50
116	5580	23.80	17.40
140	5700	26.49	17.50



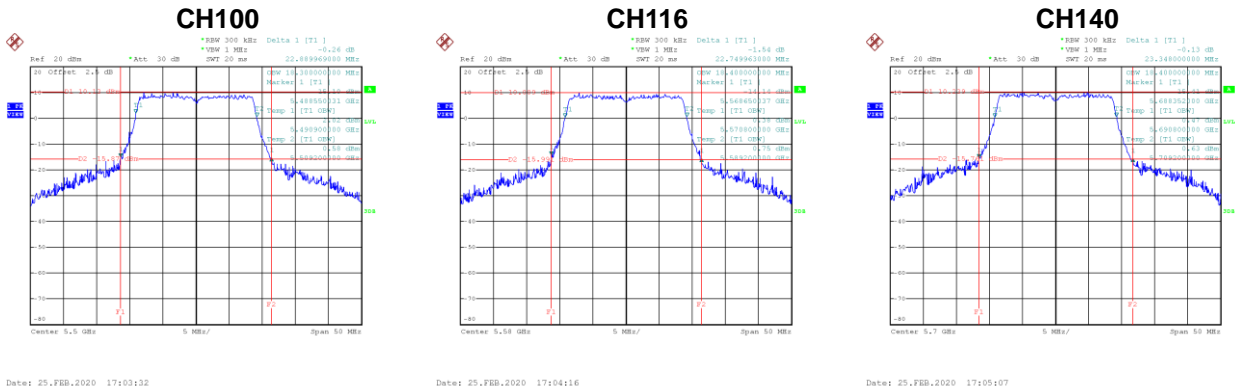
Date: 25.FEB.2020 09:58:42

Date: 25.FEB.2020 09:59:39

Date: 25.FEB.2020 10:00:39

Test Mode	UNII-2C_TX N (HT20) Mode
-----------	--------------------------

Channel	Frequency (MHz)	26 dB Bandwidth (MHz)	99 % Emission Bandwidth (MHz)
100	5500	22.89	18.30
116	5580	22.75	18.40
140	5700	23.35	18.40



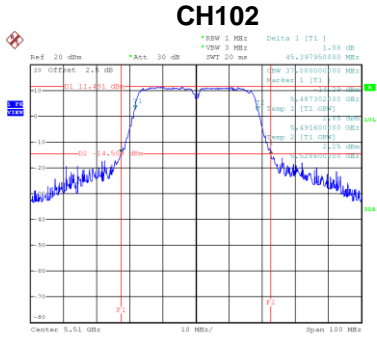
Date: 25.FEB.2020 17:03:32

Date: 25.FEB.2020 17:04:16

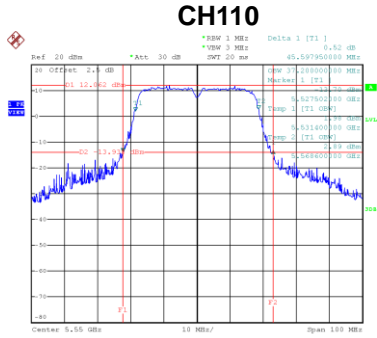
Date: 25.FEB.2020 17:05:07

Test Mode	UNII-2C_TX N (HT40) Mode
-----------	--------------------------

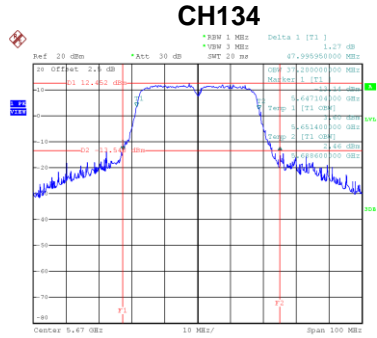
Channel	Frequency (MHz)	26 dB Bandwidth (MHz)	99 % Emission Bandwidth (MHz)
102	5510	45.40	37.00
110	5550	45.60	37.20
134	5670	48.00	37.20



Date: 25.FEB.2020 17:20:14



Date: 25.FEB.2020 17:21:16

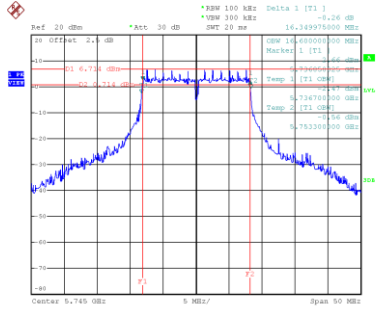


Date: 25.FEB.2020 17:22:20

Test Mode UNII-3_TX A Mode

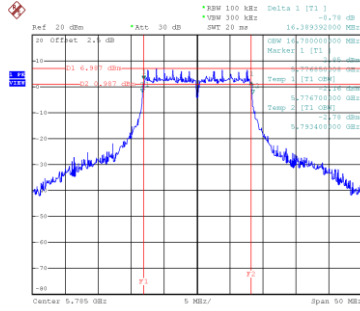
Channel	Frequency (MHz)	6 dB Bandwidth (MHz)	6 dB Bandwidth Min. Limit (kHz)	Result
149	5745	16.35	500	Complies
157	5785	16.39	500	Complies
165	5825	16.35	500	Complies

CH149



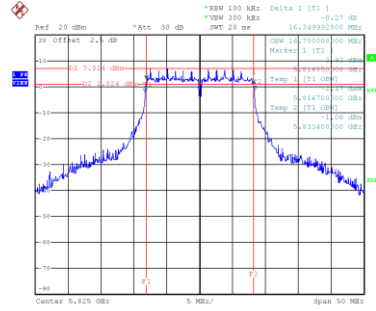
Date: 25.FEB.2020 10:01:49

CH157



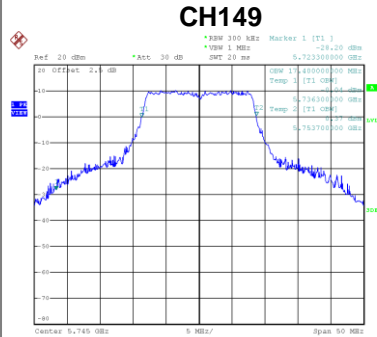
Date: 25.FEB.2020 10:02:57

CH165

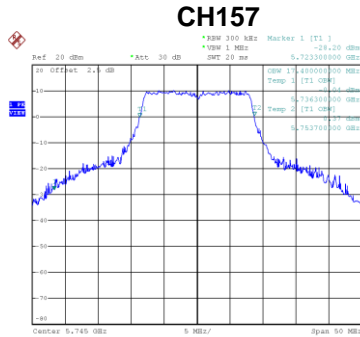


Date: 25.FEB.2020 10:04:05

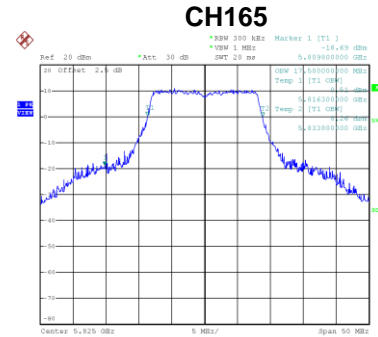
Channel	Frequency (MHz)	99% Emission Bandwidth (MHz)	Result
149	5745	17.40	Complies
157	5785	17.50	Complies
165	5825	17.50	Complies



Date: 25.FEB.2020 10:01:14



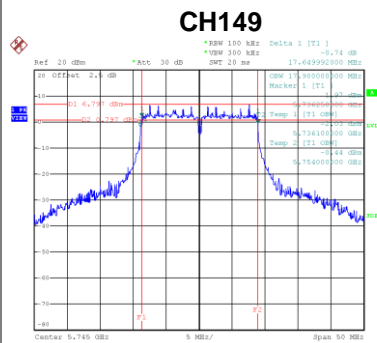
Date: 25.FEB.2020 10:01:14



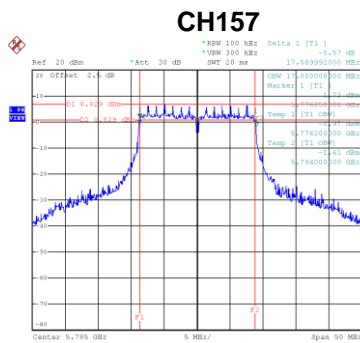
Date: 25.FEB.2020 10:03:27

Test Mode	UNII-3_TX N (HT20) Mode
-----------	-------------------------

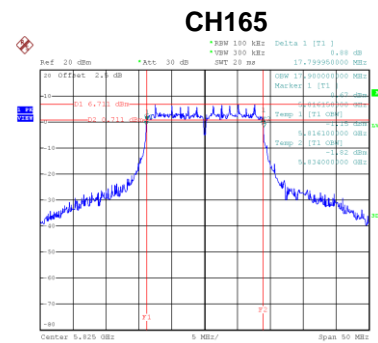
Channel	Frequency (MHz)	6 dB Bandwidth (MHz)	6 dB Bandwidth Min. Limit (kHz)	Result
149	5745	17.65	500	Complies
157	5785	17.59	500	Complies
165	5825	17.80	500	Complies



Date: 25.FEB.2020 10:18:25

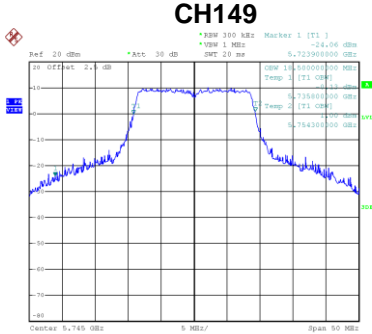


Date: 25.FEB.2020 10:19:33

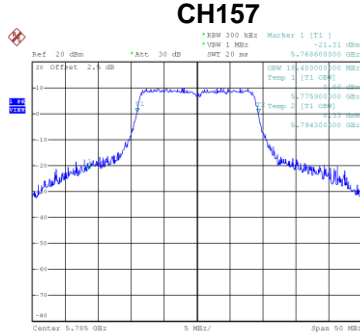


Date: 25.FEB.2020 10:20:51

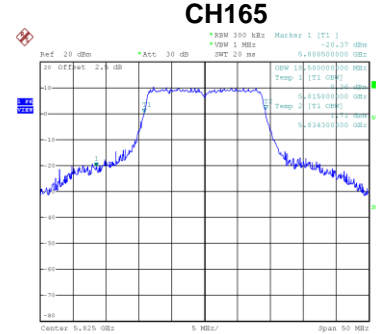
Channel	Frequency (MHz)	99% Emission Bandwidth (MHz)	Result
149	5745	18.50	Complies
157	5785	18.40	Complies
165	5825	18.50	Complies



Date: 25.FEB.2020 10:17:50



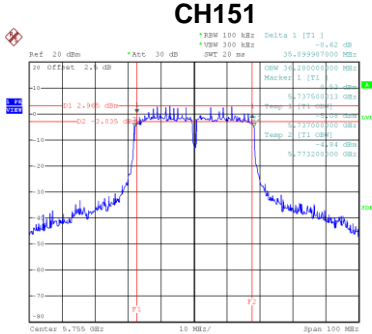
Date: 25.FEB.2020 10:18:58



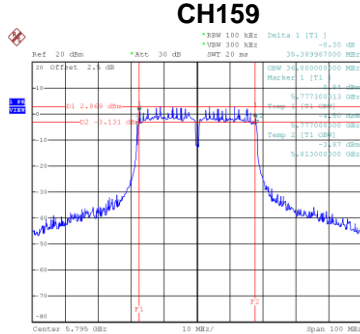
Date: 25.FEB.2020 10:20:18

Test Mode	UNII-3_TX N (HT40) Mode
-----------	-------------------------

Channel	Frequency (MHz)	6 dB Bandwidth (MHz)	6 dB Bandwidth Min. Limit (kHz)	Result
151	5755	35.10	500	Complies
159	5795	35.39	500	Complies

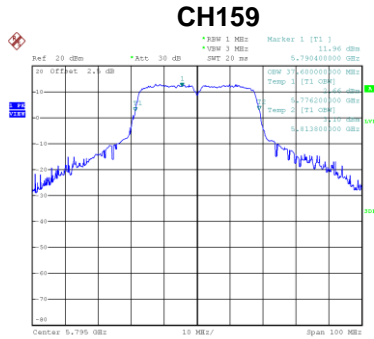
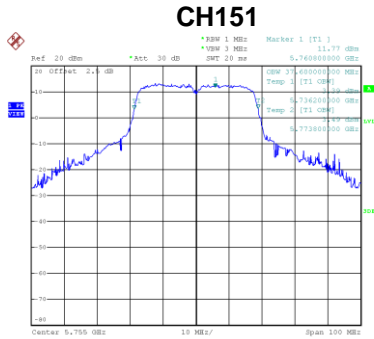


Date: 25.FEB.2020 15:39:44



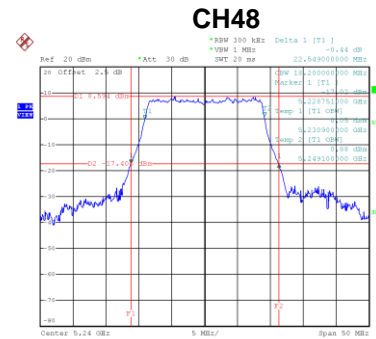
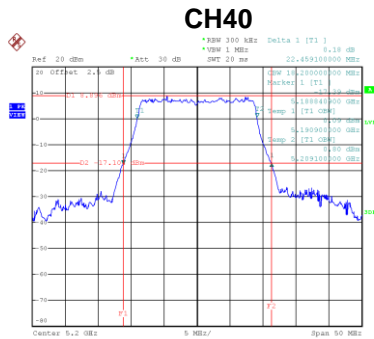
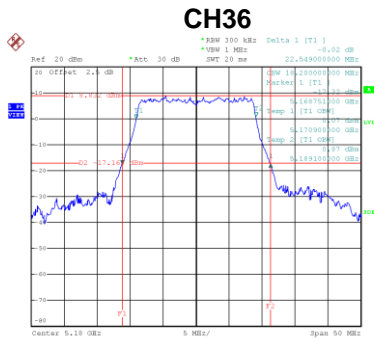
Date: 25.FEB.2020 15:40:53

Channel	Frequency (MHz)	99% Emission Bandwidth (MHz)	Result
151	5755	37.60	Complies
159	5795	37.60	Complies



Test Mode	UNII-1_TX AC (VHT20) Mode
-----------	---------------------------

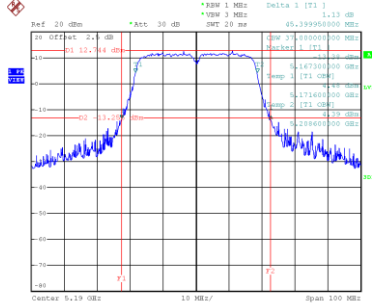
Channel	Frequency (MHz)	26 dB Bandwidth (MHz)	99 % Emission Bandwidth (MHz)
36	5180	22.55	18.20
40	5200	22.46	18.20
48	5240	22.55	18.20



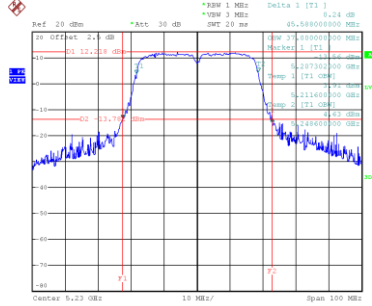
Test Mode	UNII-1_TX AC (VHT40) Mode
-----------	---------------------------

Channel	Frequency (MHz)	26 dB Bandwidth (MHz)	99 % Emission Bandwidth (MHz)
38	5190	45.40	37.00
46	5230	45.59	37.00

CH38



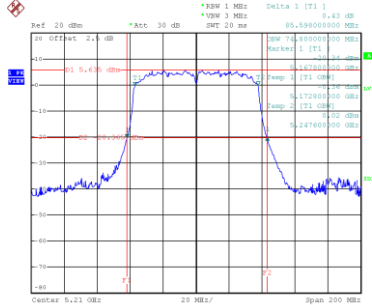
CH46



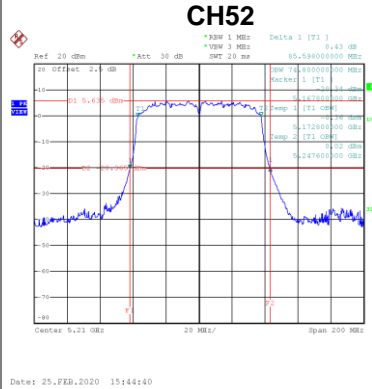
Test Mode	UNII-1_TX AC (VHT80)
-----------	----------------------

Channel	Frequency (MHz)	26 dB Bandwidth (MHz)	99 % Emission Bandwidth (MHz)
42	5210	85.60	74.80

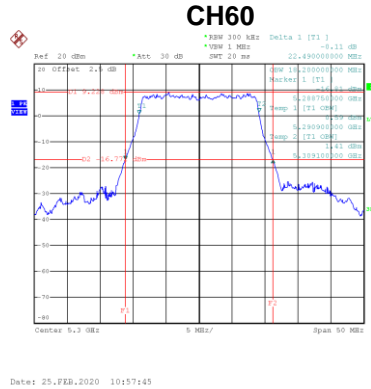
CH42



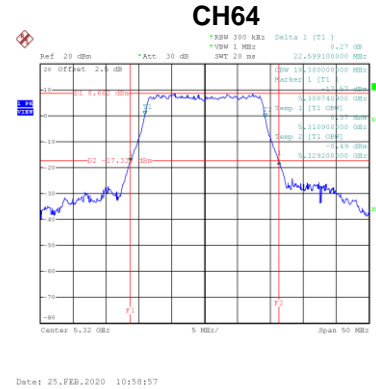
Test Mode	UNII-2A_TX AC (VHT20) Mode		
Channel	Frequency (MHz)	26 dB Bandwidth (MHz)	99 % Emission Bandwidth (MHz)
52	5260	22.70	18.30
60	5300	22.49	18.20
64	5320	22.60	18.30



Date: 25.FEB.2020 15:44:40

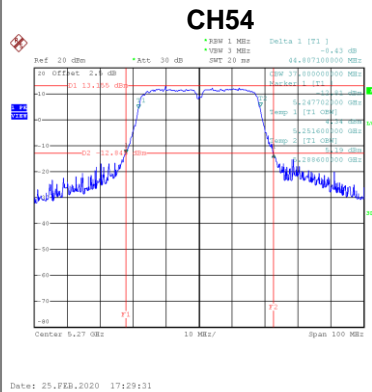


Date: 25.FEB.2020 10:57:45

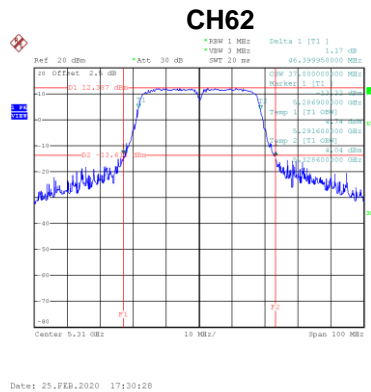


Date: 25.FEB.2020 10:58:57

Test Mode	UNII-2A_TX AC (VHT40) Mode		
Channel	Frequency (MHz)	26 dB Bandwidth (MHz)	99 % Emission Bandwidth (MHz)
54	5270	44.81	37.00
62	5310	46.40	37.00



Date: 25.FEB.2020 17:29:31

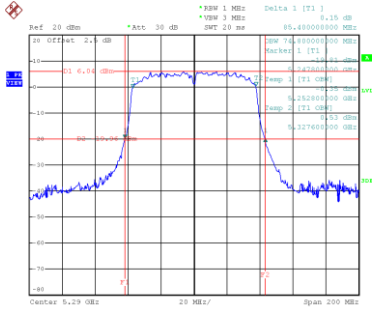


Date: 25.FEB.2020 17:30:28

Test Mode	UNII-2A_TX AC (VHT80)
-----------	-----------------------

Channel	Frequency (MHz)	26 dB Bandwidth (MHz)	99 % Emission Bandwidth (MHz)
58	5290	85.40	74.80

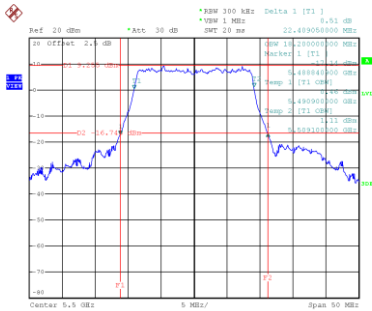
CH58



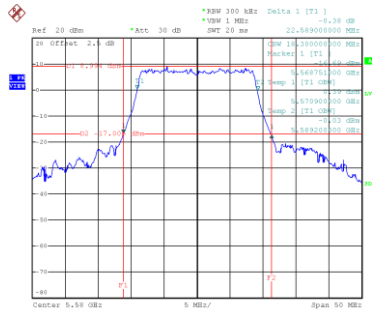
Test Mode	UNII-2C_TX AC (VHT20) Mode
-----------	----------------------------

Channel	Frequency (MHz)	26 dB Bandwidth (MHz)	99 % Emission Bandwidth (MHz)
100	5500	22.41	18.20
116	5580	22.59	18.30
140	5700	22.85	18.20

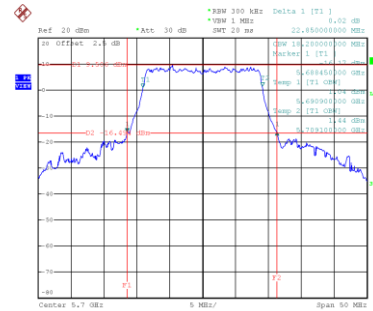
CH100



CH116



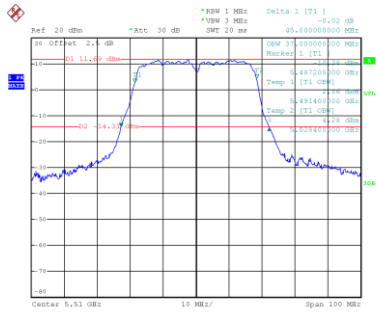
CH140



Test Mode	UNII-2C_TX AC (VHT40) Mode
-----------	----------------------------

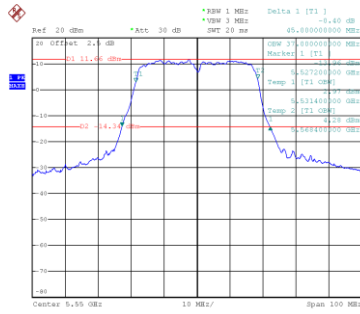
Channel	Frequency (MHz)	26 dB Bandwidth (MHz)	99 % Emission Bandwidth (MHz)
102	5510	45.00	37.00
110	5550	45.00	37.00
134	5670	45.20	37.20

CH102



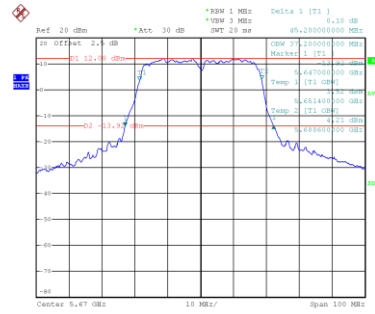
Date: 5.MAR.2020 14:32:34

CH110



Date: 5.MAR.2020 14:35:39

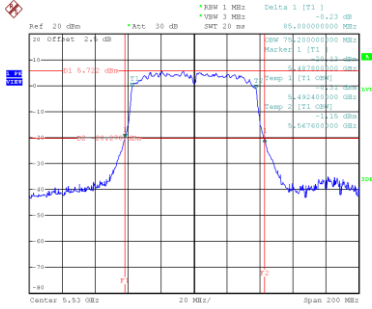
CH134



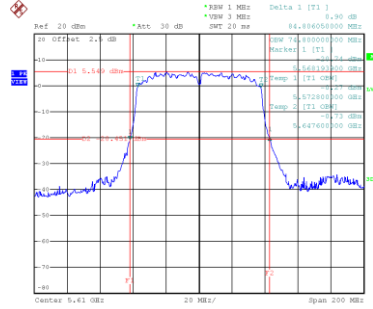
Date: 5.MAR.2020 14:38:18

Test Mode	UNII-2C_TX AC (VHT80)
-----------	-----------------------

Channel	Frequency (MHz)	26 dB Bandwidth (MHz)	99 % Emission Bandwidth (MHz)
106	5530	85.00	75.20
122	5610	84.81	74.80

CH106


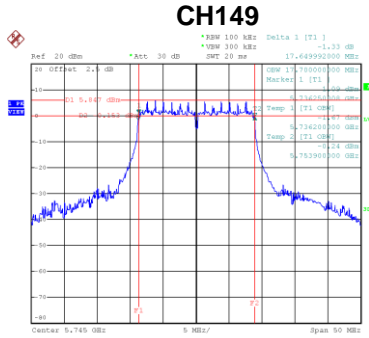
Date: 25.FEB.2020 15:47:00

CH122


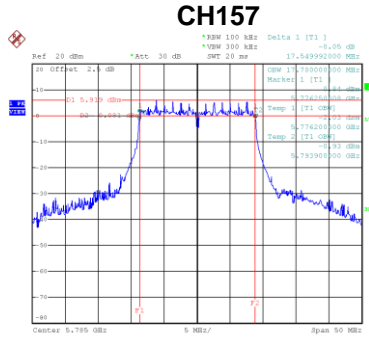
Date: 25.FEB.2020 15:48:04

Test Mode UNII-3_TX AC (VHT20) Mode

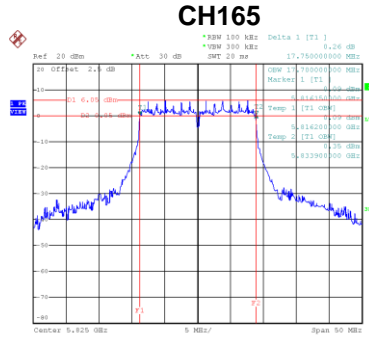
Channel	Frequency (MHz)	6 dB Bandwidth (MHz)	6 dB Bandwidth Min. Limit (kHz)	Result
149	5745	17.65	500	Complies
157	5785	17.55	500	Complies
165	5825	17.75	500	Complies



Date: 25.FEB.2020 11:03:59

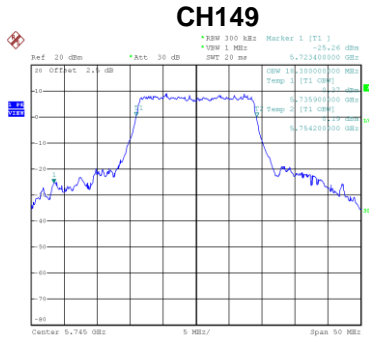


Date: 25.FEB.2020 11:08:47

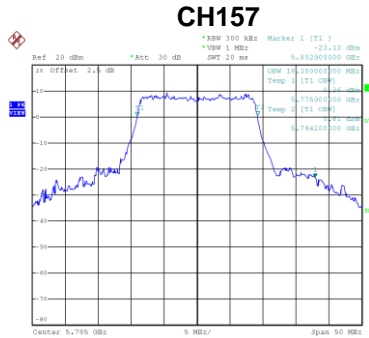


Date: 25.FEB.2020 11:09:50

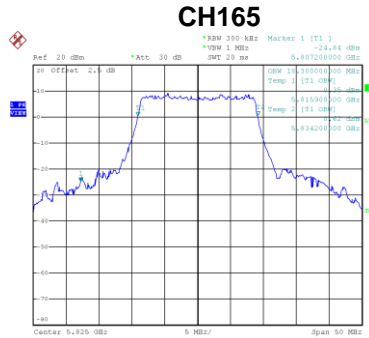
Channel	Frequency (MHz)	99% Emission Bandwidth (MHz)	Result
149	5745	18.30	Complies
157	5785	18.30	Complies
165	5825	18.30	Complies



Date: 25.FEB.2020 11:03:24



Date: 25.FEB.2020 11:08:13

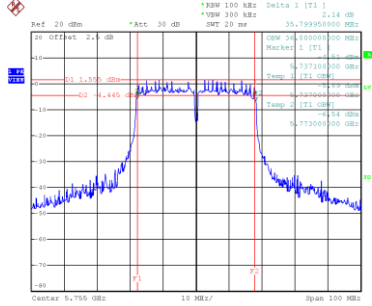


Date: 25.FEB.2020 11:06:14

Test Mode	UNII-3_TX AC (VHT40) Mode
-----------	---------------------------

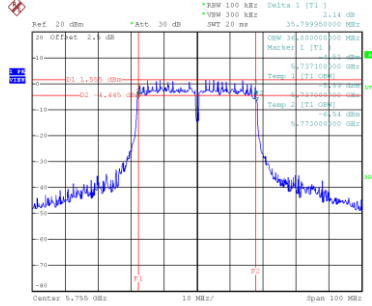
Channel	Frequency (MHz)	6 dB Bandwidth (MHz)	6 dB Bandwidth Min. Limit (kHz)	Result
151	5755	35.80	500	Complies
159	5795	35.21	500	Complies

CH151



Date: 25.FEB.2020 15:27:38

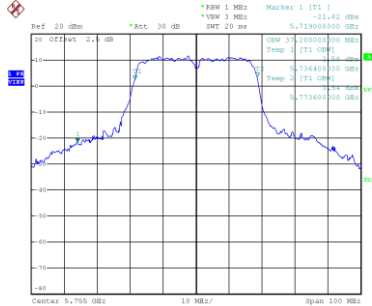
CH159



Date: 25.FEB.2020 15:27:38

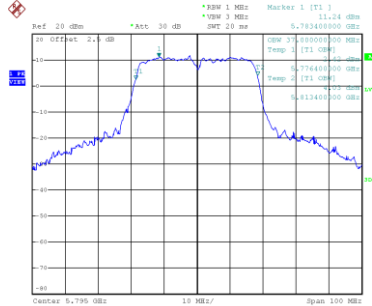
Channel	Frequency (MHz)	99% Emission Bandwidth (MHz)	Result
151	5755	37.20	Complies
159	5795	37.00	Complies

CH151



Date: 25.FEB.2020 14:09:30

CH159

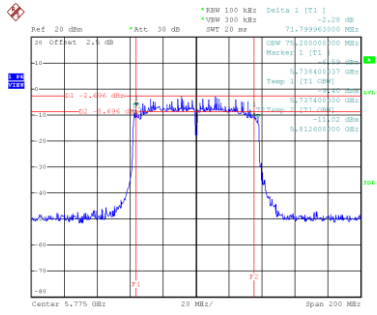


Date: 25.FEB.2020 14:09:01

Test Mode	UNII-3_TX AC (VHT80)
-----------	----------------------

Channel	Frequency (MHz)	6 dB Bandwidth (MHz)	6 dB Bandwidth Min. Limit (kHz)	Result
155	5775	71.80	500	Complies

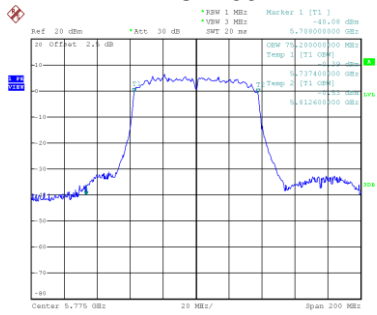
CH155



Date: 25.FEB.2020 15:49:21

Channel	Frequency (MHz)	99% Emission Bandwidth (MHz)	Result
155	5775	75.20	Complies

CH155



Date: 25.FEB.2020 14:17:52

APPENDIX E - CONDUCTED OUTPUT POWER

Test Mode	UNII-1_TX A Mode
-----------	------------------

Channel	Frequency (MHz)	Conducted Output Power (dBm)	Duty Factor	Conducted Output Power + Duty Factor (dBm)	Max. Limit (dBm)	Max. Limit (W)	Result
36	5180	18.24	0.00	18.24	24.00	0.25	Complies
40	5200	18.17	0.00	18.17	24.00	0.25	Complies
48	5240	18.19	0.00	18.19	24.00	0.25	Complies

Test Mode	UNII-1_TX N (HT20) Mode
-----------	-------------------------

Channel	Frequency (MHz)	Conducted Output Power (dBm)	Duty Factor	Conducted Output Power + Duty Factor (dBm)	Max. Limit (dBm)	Max. Limit (W)	Result
36	5180	17.77	0.00	17.77	24.00	0.25	Complies
40	5200	17.75	0.00	17.75	24.00	0.25	Complies
48	5240	17.76	0.00	17.76	24.00	0.25	Complies

Test Mode	UNII-1_TX N (HT40) Mode
-----------	-------------------------

Channel	Frequency (MHz)	Conducted Output Power (dBm)	Duty Factor	Conducted Output Power + Duty Factor (dBm)	Max. Limit (dBm)	Max. Limit (W)	Result
38	5190	18.13	0.00	18.13	24.00	0.25	Complies
46	5230	18.22	0.00	18.22	24.00	0.25	Complies

Test Mode	UNII-2A_TX A Mode
-----------	-------------------

Channel	Frequency (MHz)	Conducted Output Power (dBm)	Duty Factor	Conducted Output Power + Duty Factor (dBm)	Max. Limit (dBm)	Max. Limit (W)	Result
52	5260	18.15	0.00	18.15	24.00	0.25	Complies
60	5300	18.13	0.00	18.13	24.00	0.25	Complies
64	5320	18.16	0.00	18.16	24.00	0.25	Complies

Test Mode	UNII-2A_TX N (HT20) Mode
-----------	--------------------------

Channel	Frequency (MHz)	Conducted Output Power (dBm)	Duty Factor	Conducted Output Power + Duty Factor (dBm)	Max. Limit (dBm)	Max. Limit (W)	Result
52	5260	17.76	0.00	17.76	24.00	0.25	Complies
60	5300	17.71	0.00	17.71	24.00	0.25	Complies
64	5320	17.75	0.00	17.75	24.00	0.25	Complies

Test Mode	UNII-2A_TX N (HT40) Mode
-----------	--------------------------

Channel	Frequency (MHz)	Conducted Output Power (dBm)	Duty Factor	Conducted Output Power + Duty Factor (dBm)	Max. Limit (dBm)	Max. Limit (W)	Result
54	5270	18.27	0.00	18.27	24.00	0.25	Complies
62	5310	17.32	0.00	17.32	24.00	0.25	Complies

Test Mode	UNII-2C_TX A Mode
-----------	-------------------

Channel	Frequency (MHz)	Conducted Output Power (dBm)	Duty Factor	Conducted Output Power + Duty Factor (dBm)	Max. Limit (dBm)	Max. Limit (W)	Result
100	5500	17.94	0.00	17.94	24.00	0.25	Complies
116	5580	18.12	0.00	18.12	24.00	0.25	Complies
140	5700	18.09	0.00	18.09	24.00	0.25	Complies

Test Mode	UNII-2C_TX N (HT20) Mode
-----------	--------------------------

Channel	Frequency (MHz)	Conducted Output Power (dBm)	Duty Factor	Conducted Output Power + Duty Factor (dBm)	Max. Limit (dBm)	Max. Limit (W)	Result
100	5500	17.59	0.00	17.59	24.00	0.25	Complies
116	5580	18.14	0.00	18.14	24.00	0.25	Complies
140	5700	18.02	0.00	18.02	24.00	0.25	Complies

Test Mode	UNII-2C_TX N (HT40) Mode
-----------	--------------------------

Channel	Frequency (MHz)	Conducted Output Power (dBm)	Duty Factor	Conducted Output Power + Duty Factor (dBm)	Max. Limit (dBm)	Max. Limit (W)	Result
102	5510	16.29	0.00	16.29	24.00	0.25	Complies
110	5550	18.18	0.00	18.18	24.00	0.25	Complies
134	5670	18.44	0.00	18.44	24.00	0.25	Complies

Test Mode	UNII-3_TX A Mode
-----------	------------------

Channel	Frequency (MHz)	Conducted Output Power (dBm)	Duty Factor	Conducted Output Power + Duty Factor (dBm)	Max. Limit (dBm)	Max. Limit (W)	Result
149	5745	18.03	0.00	18.03	30.00	1.00	Complies
157	5785	17.76	0.00	17.76	30.00	1.00	Complies
165	5825	17.63	0.00	17.63	30.00	1.00	Complies

Test Mode	UNII-3_TX N (HT20) Mode
-----------	-------------------------

Channel	Frequency (MHz)	Conducted Output Power (dBm)	Duty Factor	Conducted Output Power + Duty Factor (dBm)	Max. Limit (dBm)	Max. Limit (W)	Result
149	5745	17.88	0.00	17.88	30.00	1.00	Complies
157	5785	17.83	0.00	17.83	30.00	1.00	Complies
165	5825	17.83	0.00	17.83	30.00	1.00	Complies

Test Mode	UNII-3_TX N (HT40) Mode
-----------	-------------------------

Channel	Frequency (MHz)	Conducted Output Power (dBm)	Duty Factor	Conducted Output Power + Duty Factor (dBm)	Max. Limit (dBm)	Max. Limit (W)	Result
151	5755	18.21	0.00	18.21	30.00	1.00	Complies
159	5795	18.13	0.00	18.13	30.00	1.00	Complies

Test Mode	UNII-1_TX AC (VHT20) Mode
-----------	---------------------------

Channel	Frequency (MHz)	Conducted Output Power (dBm)	Duty Factor	Conducted Output Power + Duty Factor (dBm)	Max. Limit (dBm)	Max. Limit (W)	Result
36	5180	17.03	0.00	17.03	24.00	0.25	Complies
40	5200	17.05	0.00	17.05	24.00	0.25	Complies
48	5240	16.97	0.00	16.97	24.00	0.25	Complies

Test Mode	UNII-1_TX AC (VHT40) Mode
-----------	---------------------------

Channel	Frequency (MHz)	Conducted Output Power (dBm)	Duty Factor	Conducted Output Power + Duty Factor (dBm)	Max. Limit (dBm)	Max. Limit (W)	Result
38	5190	16.28	0.00	16.28	24.00	0.25	Complies
46	5230	16.21	0.00	16.21	24.00	0.25	Complies

Test Mode	UNII-1_TX AC (VHT80) Mode
-----------	---------------------------

Channel	Frequency (MHz)	Conducted Output Power (dBm)	Duty Factor	Conducted Output Power + Duty Factor (dBm)	Max. Limit (dBm)	Max. Limit (W)	Result
42	5210	15.18	0.00	15.18	24.00	0.25	Complies

Test Mode	UNII-2A_TX AC (VHT20) Mode
-----------	----------------------------

Channel	Frequency (MHz)	Conducted Output Power (dBm)	Duty Factor	Conducted Output Power + Duty Factor (dBm)	Max. Limit (dBm)	Max. Limit (W)	Result
52	5260	17.03	0.00	17.03	24.00	0.25	Complies
60	5300	17.01	0.00	17.01	24.00	0.25	Complies
64	5320	16.92	0.00	16.92	24.00	0.25	Complies

Test Mode	UNII-2A_TX AC (VHT40) Mode
-----------	----------------------------

Channel	Frequency (MHz)	Conducted Output Power (dBm)	Duty Factor	Conducted Output Power + Duty Factor (dBm)	Max. Limit (dBm)	Max. Limit (W)	Result
54	5270	16.35	0.00	16.35	24.00	0.25	Complies
62	5310	16.34	0.00	16.34	24.00	0.25	Complies

Test Mode	UNII-2A_TX AC (VHT80) Mode
-----------	----------------------------

Channel	Frequency (MHz)	Conducted Output Power (dBm)	Duty Factor	Conducted Output Power + Duty Factor (dBm)	Max. Limit (dBm)	Max. Limit (W)	Result
58	5290	15.23	0.00	15.23	24.00	0.25	Complies

Test Mode	UNII-2C_TX AC (VHT20) Mode
-----------	----------------------------

Channel	Frequency (MHz)	Conducted Output Power (dBm)	Duty Factor	Conducted Output Power + Duty Factor (dBm)	Max. Limit (dBm)	Max. Limit (W)	Result
100	5500	16.91	0.00	16.91	24.00	0.25	Complies
116	5580	16.91	0.00	16.91	24.00	0.25	Complies
140	5700	17.27	0.00	17.27	24.00	0.25	Complies

Test Mode	UNII-2C_TX AC (VHT40) Mode
-----------	----------------------------

Channel	Frequency (MHz)	Conducted Output Power (dBm)	Duty Factor	Conducted Output Power + Duty Factor (dBm)	Max. Limit (dBm)	Max. Limit (W)	Result
102	5510	16.05	0.00	16.05	24.00	0.25	Complies
110	5550	16.28	0.00	16.28	24.00	0.25	Complies
134	5670	16.38	0.00	16.38	24.00	0.25	Complies

Test Mode	UNII-2C_TX AC (VHT80) Mode
-----------	----------------------------

Channel	Frequency (MHz)	Conducted Output Power (dBm)	Duty Factor	Conducted Output Power + Duty Factor (dBm)	Max. Limit (dBm)	Max. Limit (W)	Result
106	5530	15.06	0.00	15.06	24.00	0.25	Complies
122	5610	15.26	0.00	15.26	24.00	0.25	Complies

Test Mode	UNII-3_TX AC (VHT20) Mode
-----------	---------------------------

Channel	Frequency (MHz)	Conducted Output Power (dBm)	Duty Factor	Conducted Output Power + Duty Factor (dBm)	Max. Limit (dBm)	Max. Limit (W)	Result
149	5745	17.13	0.00	17.13	30.00	1.00	Complies
157	5785	16.88	0.00	16.88	30.00	1.00	Complies
165	5825	16.75	0.00	16.75	30.00	1.00	Complies

Test Mode	UNII-3_TX AC (VHT40) Mode
-----------	---------------------------

Channel	Frequency (MHz)	Conducted Output Power (dBm)	Duty Factor	Conducted Output Power + Duty Factor (dBm)	Max. Limit (dBm)	Max. Limit (W)	Result
151	5755	16.46	0.00	16.46	30.00	1.00	Complies
159	5795	16.24	0.00	16.24	30.00	1.00	Complies

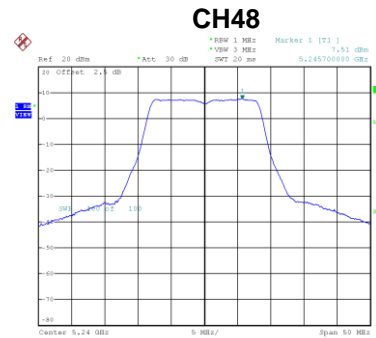
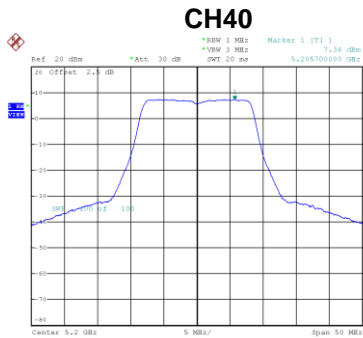
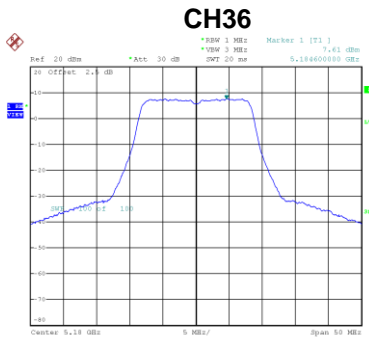
Test Mode	UNII-3_TX AC (VHT80) Mode
-----------	---------------------------

Channel	Frequency (MHz)	Conducted Output Power (dBm)	Duty Factor	Conducted Output Power + Duty Factor (dBm)	Max. Limit (dBm)	Max. Limit (W)	Result
155	5775	15.21	0.00	15.21	30.00	1.00	Complies

APPENDIX F - POWER SPECTRAL DENSITY

Test Mode	UNII-1_TX A Mode
-----------	------------------

Channel	Frequency (MHz)	Power Spectral Density (dBm/MHz)	Duty Factor	Power Spectral Density + Duty Factor (dBm/MHz)	Max. Limit (dBm/MHz)	Result
36	5180	7.61	0.00	7.61	11.00	Complies
40	5200	7.36	0.00	7.36	11.00	Complies
48	5240	7.51	0.00	7.51	11.00	Complies



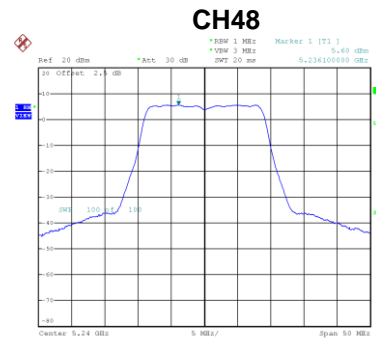
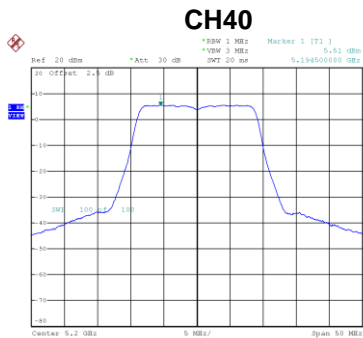
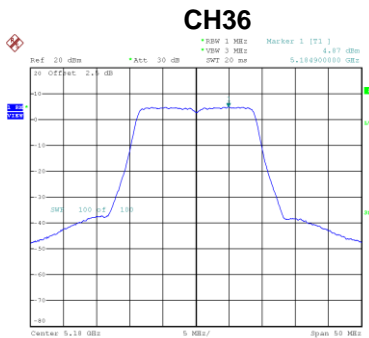
Date: 25.FEB.2020 09:18:28

Date: 25.FEB.2020 09:21:40

Date: 25.FEB.2020 09:22:33

Test Mode	UNII-1_TX N (HT20) Mode
-----------	-------------------------

Channel	Frequency (MHz)	Power Spectral Density (dBm/MHz)	Duty Factor	Power Spectral Density + Duty Factor (dBm/MHz)	Max. Limit (dBm/MHz)	Result
36	5180	4.87	0.00	4.87	11.00	Complies
40	5200	5.51	0.00	5.51	11.00	Complies
48	5240	5.60	0.00	5.60	11.00	Complies



Date: 25.FEB.2020 11:12:09

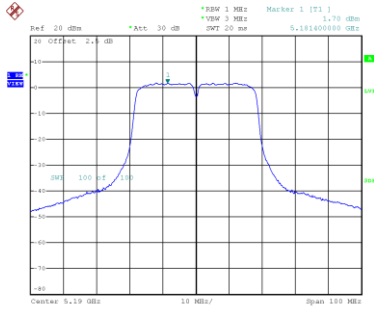
Date: 25.FEB.2020 11:13:03

Date: 25.FEB.2020 11:13:46

Test Mode	UNII-1_TX N (HT40) Mode
-----------	-------------------------

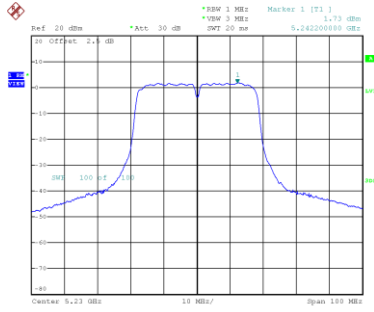
Channel	Frequency (MHz)	Power Spectral Density (dBm/MHz)	Duty Factor	Power Spectral Density + Duty Factor (dBm/MHz)	Max. Limit (dBm/MHz)	Result
38	5190	1.70	0.00	1.70	11.00	Complies
46	5230	1.73	0.00	1.73	11.00	Complies

CH38



Date: 25.FEB.2020 13:41:27

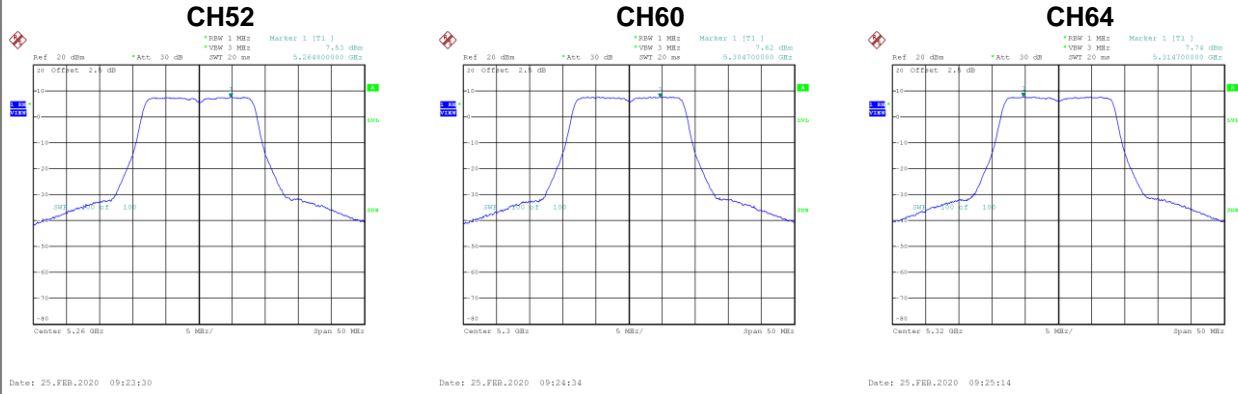
CH46



Date: 25.FEB.2020 13:42:11

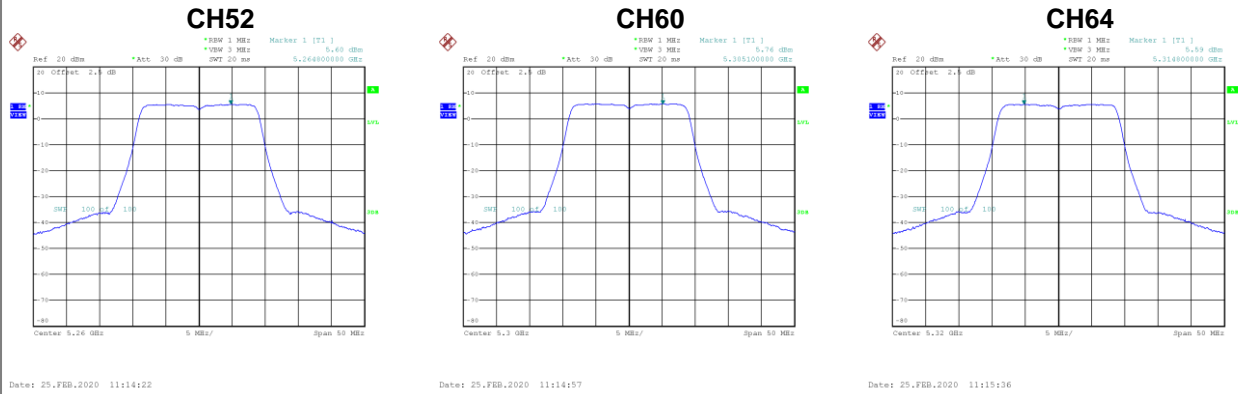
Test Mode	UNII-2A_TX A Mode
-----------	-------------------

Channel	Frequency (MHz)	Power Spectral Density (dBm/MHz)	Duty Factor	Power Spectral Density + Duty Factor (dBm/MHz)	Max. Limit (dBm/MHz)	Result
52	5260	7.53	0.00	7.53	11.00	Complies
60	5300	7.62	0.00	7.62	11.00	Complies
64	5320	7.74	0.00	7.74	11.00	Complies



Test Mode	UNII-2A_TX N (HT20) Mode
-----------	--------------------------

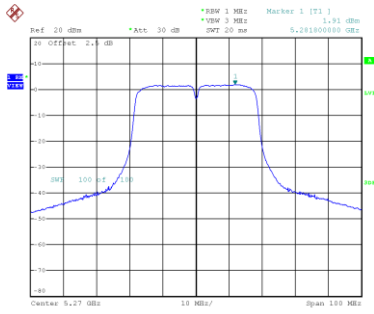
Channel	Frequency (MHz)	Power Spectral Density (dBm/MHz)	Duty Factor	Power Spectral Density + Duty Factor (dBm/MHz)	Max. Limit (dBm/MHz)	Result
52	5260	5.60	0.00	5.60	11.00	Complies
60	5300	5.76	0.00	5.76	11.00	Complies
64	5320	5.59	0.00	5.59	11.00	Complies



Test Mode	UNII-2A_TX N (HT40) Mode
-----------	--------------------------

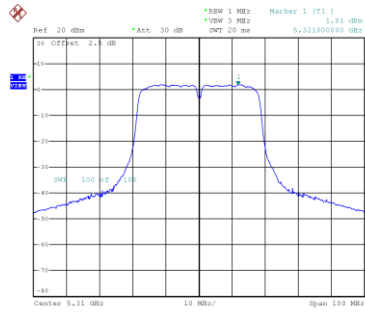
Channel	Frequency (MHz)	Power Spectral Density (dBm/MHz)	Duty Factor	Power Spectral Density + Duty Factor (dBm/MHz)	Max. Limit (dBm/MHz)	Result
54	5270	1.91	0.00	1.91	11.00	Complies
62	5310	1.81	0.00	1.81	11.00	Complies

CH54



Date: 25.FEB.2020 13:43:04

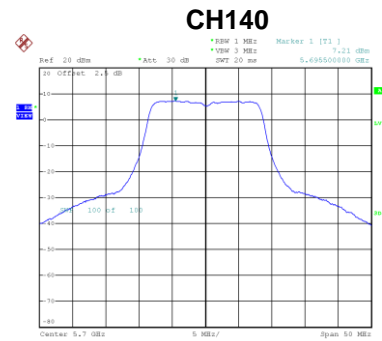
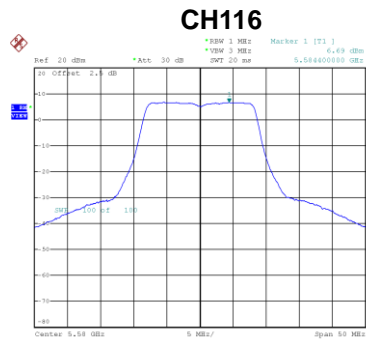
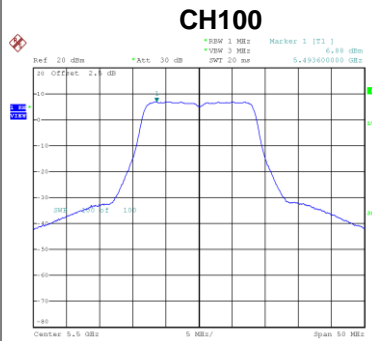
CH62



Date: 25.FEB.2020 13:43:45

Test Mode	UNII-2C_TX A Mode
-----------	-------------------

Channel	Frequency (MHz)	Power Spectral Density (dBm/MHz)	Duty Factor	Power Spectral Density + Duty Factor (dBm/MHz)	Max. Limit (dBm/MHz)	Result
100	5500	6.88	0.00	6.88	11.00	Complies
116	5580	6.69	0.00	6.69	11.00	Complies
140	5700	7.21	0.00	7.21	11.00	Complies



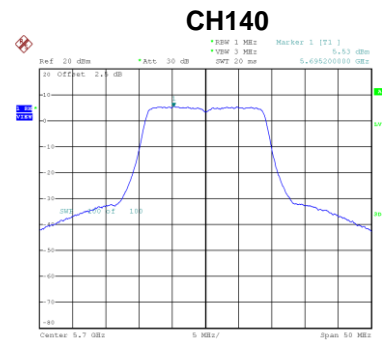
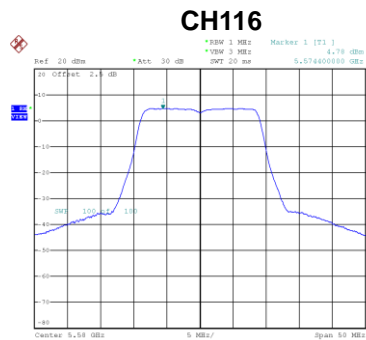
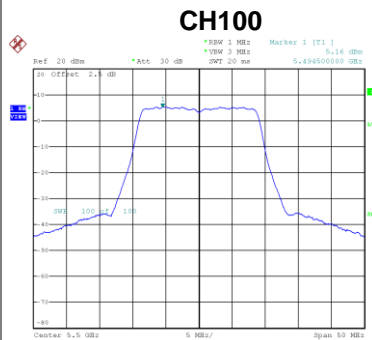
Date: 25.FEB.2020 09:25:49

Date: 25.FEB.2020 09:26:34

Date: 25.FEB.2020 09:27:24

Test Mode	UNII-2C_TX N (HT20) Mode
-----------	--------------------------

Channel	Frequency (MHz)	Power Spectral Density (dBm/MHz)	Duty Factor	Power Spectral Density + Duty Factor (dBm/MHz)	Max. Limit (dBm/MHz)	Result
100	5500	5.16	0.00	5.16	11.00	Complies
116	5580	4.78	0.00	4.78	11.00	Complies
140	5700	5.53	0.00	5.53	11.00	Complies



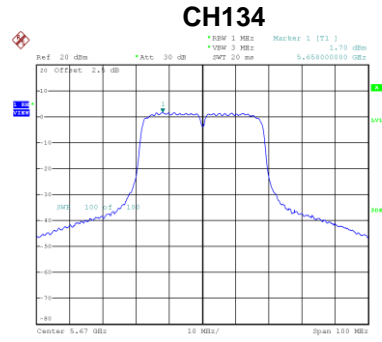
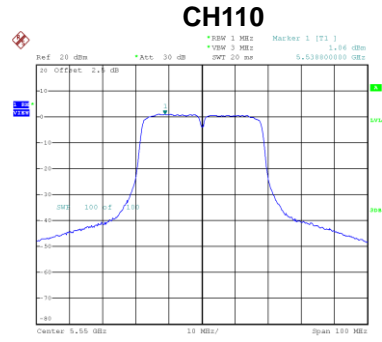
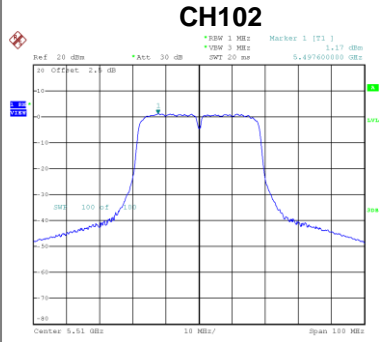
Date: 25.FEB.2020 11:16:16

Date: 25.FEB.2020 11:16:56

Date: 25.FEB.2020 11:17:31

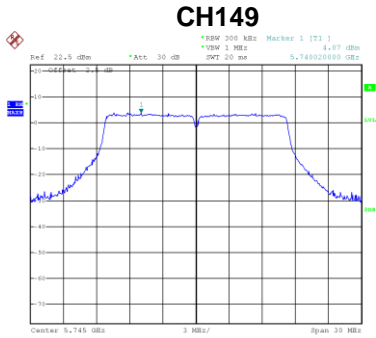
Test Mode UNII-2C_TX N (HT40) Mode

Channel	Frequency (MHz)	Power Spectral Density (dBm/MHz)	Duty Factor	Power Spectral Density + Duty Factor (dBm/MHz)	Max. Limit (dBm/MHz)	Result
102	5510	1.17	0.00	1.17	11.00	Complies
110	5550	1.06	0.00	1.06	11.00	Complies
134	5670	1.70	0.00	1.70	11.00	Complies

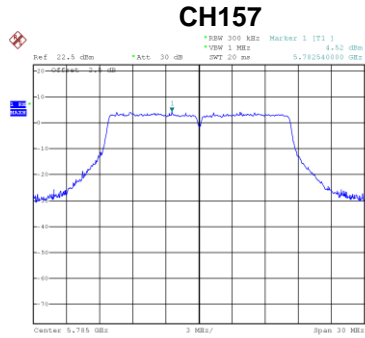


Test Mode	UNII-3_TX A Mode
-----------	------------------

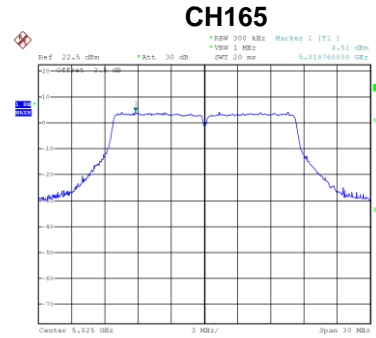
Channel	Frequency (MHz)	Power Spectral Density (dBm/300 kHz)	Duty Factor	Power Spectral Density + Duty Factor (dBm/300 kHz)	Max. Limit (dBm/500 kHz)	Result
149	5745	4.07	0.00	4.07	30.00	Complies
157	5785	4.52	0.00	4.52	30.00	Complies
165	5825	4.51	0.00	4.51	30.00	Complies



Date: 25.FEB.2020 17:46:03



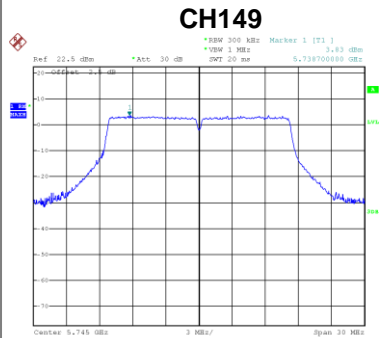
Date: 25.FEB.2020 17:46:58



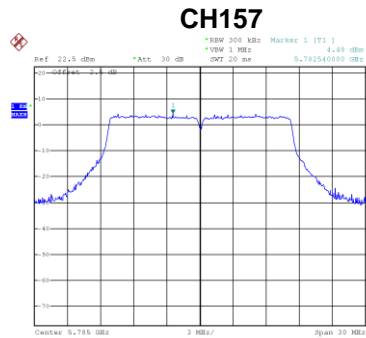
Date: 25.FEB.2020 17:47:49

Test Mode UNII-3_TX N (HT20) Mode

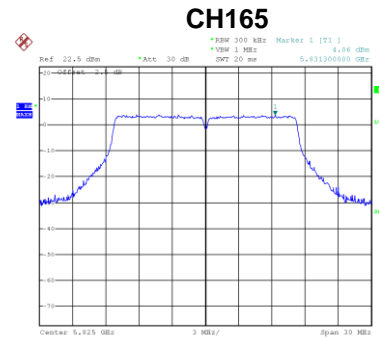
Channel	Frequency (MHz)	Power Spectral Density (dBm/300 kHz)	Duty Factor	Power Spectral Density + Duty Factor (dBm/300 kHz)	Max. Limit (dBm/500 kHz)	Result
149	5745	3.83	0.00	3.83	30.00	Complies
157	5785	4.48	0.00	4.48	30.00	Complies
165	5825	4.06	0.00	4.06	30.00	Complies



Date: 25.FEB.2020 17:49:38



Date: 25.FEB.2020 17:49:13

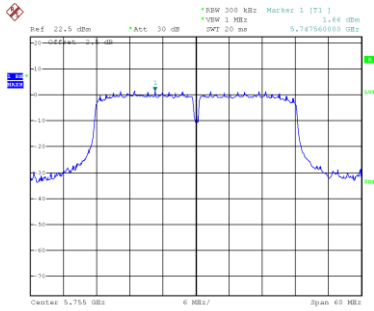


Date: 25.FEB.2020 17:48:24

Test Mode	UNII-3_TX N (HT40) Mode
-----------	-------------------------

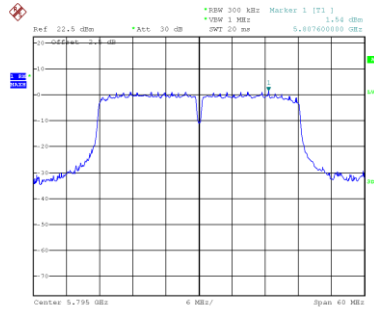
Channel	Frequency (MHz)	Power Spectral Density (dBm/300 kHz)	Duty Factor	Power Spectral Density + Duty Factor (dBm/300 kHz)	Max. Limit (dBm/500 kHz)	Result
151	5755	1.66	0.00	1.66	30.00	Complies
159	5795	1.54	0.00	1.54	30.00	Complies

CH151



Date: 25.FEB.2020 17:55:30

CH159

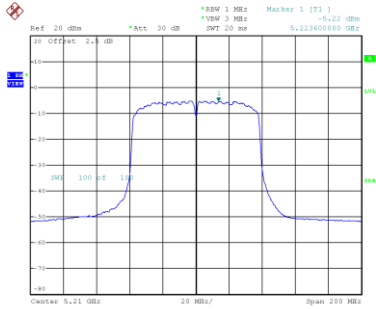


Date: 25.FEB.2020 17:55:01

Test Mode	UNII-1_TX AC (VHT80) Mode
-----------	---------------------------

Channel	Frequency (MHz)	Power Spectral Density (dBm/MHz)	Duty Factor	Power Spectral Density + Duty Factor (dBm/MHz)	Max. Limit (dBm/MHz)	Result
42	5210	-5.22	0.00	-5.22	11.00	Complies

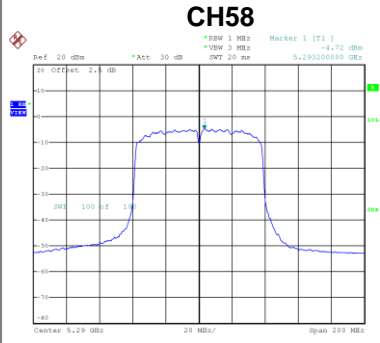
CH42



Date: 25.FEB.2020 13:58:52

Test Mode	UNII-2A_TX AC (VHT80) Mode
-----------	----------------------------

Channel	Frequency (MHz)	Power Spectral Density (dBm/MHz)	Duty Factor	Power Spectral Density + Duty Factor (dBm/MHz)	Max. Limit (dBm/MHz)	Result
58	5290	-4.72	0.00	-4.72	11.00	Complies

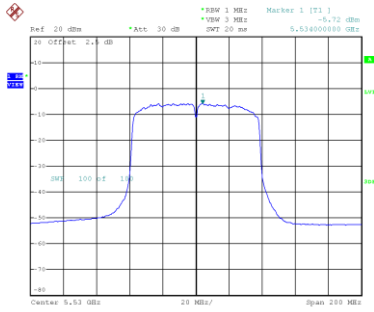


Date: 25.FEB.2020 13:59:42

Test Mode	UNII-2C_TX AC (VHT80) Mode
-----------	----------------------------

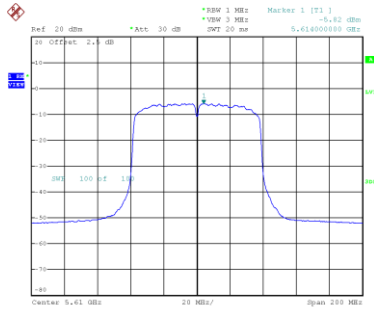
Channel	Frequency (MHz)	Power Spectral Density (dBm/MHz)	Duty Factor	Power Spectral Density + Duty Factor (dBm/MHz)	Max. Limit (dBm/MHz)	Result
106	5530	-5.72	0.00	-5.72	11.00	Complies
122	5610	-5.82	0.00	-5.82	11.00	Complies

CH106



Date: 25.FEB.2020 14:00:31

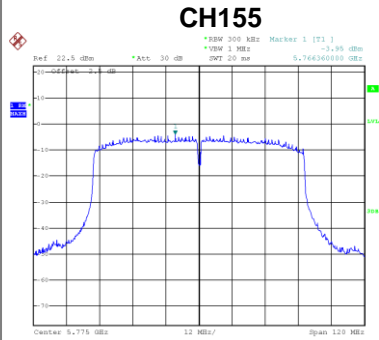
CH122



Date: 25.FEB.2020 14:01:19

Test Mode	UNII-3_TX AC (VHT80) Mode
-----------	---------------------------

Channel	Frequency (MHz)	Power Spectral Density (dBm/300 kHz)	Duty Factor	Power Spectral Density + Duty Factor (dBm/300 kHz)	Max. Limit (dBm/500 kHz)	Result
155	5775	-3.95	0.00	-3.95	30.00	Complies



Date: 25.FEB.2020 17:57:49

End of Test Report