

LTE Band 4_10MHz_QPSK_20350_1RB#0_Range1:0.009~0.15MHz_-64.61_PASS



LTE Band 4_10MHz_QPSK_20350_1RB#0_Range2:0.15~30MHz_-60.28_PASS



LTE Band 4_10MHz_QPSK_20350_1RB#0_Range3:30~1000MHz_-47.26_PASS



LTE Band 4_10MHz_QPSK_20350_1RB#0_Range4:1000~5000MHz_-54.27_PASS



LTE Band 4_10MHz_QPSK_20350_1RB#0_Range5:5000~12000MHz_-65.76_PASS



LTE Band 4_10MHz_QPSK_20350_1RB#0_Range6:12000~18000MHz_-55.51_PASS



LTE Band 4_10MHz_16QAM_20350_1RB#0_Range1:0.009~0.15MHz_-64.13_PASS



LTE Band 4_10MHz_16QAM_20350_1RB#0_Range2:0.15~30MHz_-59.27_PASS



LTE Band 4_10MHz_16QAM_20350_1RB#0_Range3:30~1000MHz_-47.9_PASS



LTE Band 4_10MHz_16QAM_20350_1RB#0_Range4:1000~5000MHz_-54.29_PASS



LTE Band 4_10MHz_16QAM_20350_1RB#0_Range5:5000~12000MHz_-65.74_PASS



LTE Band 4_10MHz_16QAM_20350_1RB#0_Range6:12000~18000MHz_-55.53_PASS



LTE Band 4_15MHz_QPSK_2025_1RB#0_Range1:0.009~0.15MHz_-63.69_PASS



LTE Band 4_15MHz_QPSK_2025_1RB#0_Range2:0.15~30MHz_-59.44_PASS



LTE Band 4_15MHz_QPSK_2025_1RB#0_Range3:30~1000MHz_-47.94_PASS



LTE Band 4_15MHz_QPSK_2025_1RB#0_Range4:1000~5000MHz_-54.47_PASS



LTE Band 4_15MHz_QPSK_2025_1RB#0_Range5:5000~12000MHz_-65.67_PASS



LTE Band 4_15MHz_QPSK_2025_1RB#0_Range6:12000~18000MHz_-55.32_PASS



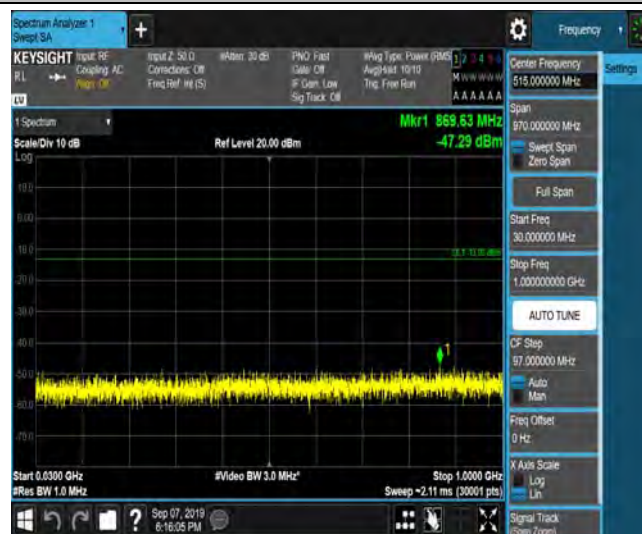
LTE Band 4_15MHz_16QAM_2025_1RB#0_Range1:0.009~0.15MHz_-62.65_PASS



LTE Band 4_15MHz_16QAM_2025_1RB#0_Range2:0.15~30MHz_-59.17_PASS



LTE Band 4_15MHz_16QAM_2025_1RB#0_Range3:30~1000MHz_-47.29_PASS



LTE Band 4_15MHz_16QAM_2025_1RB#0_Range4:1000~5000MHz_-54.28_PASS



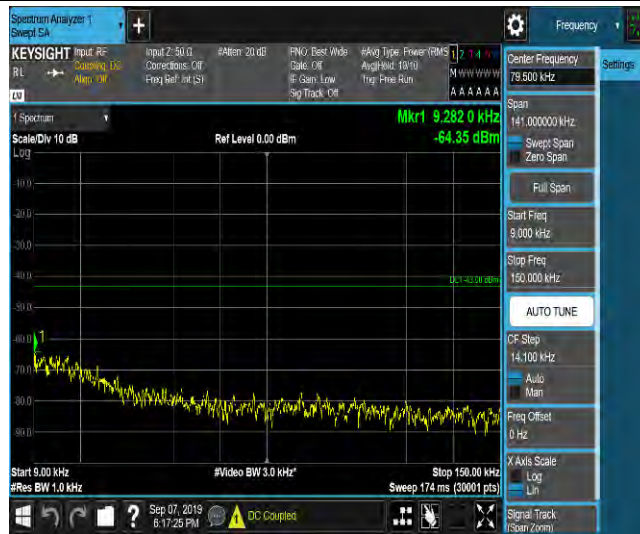
LTE Band 4_15MHz_16QAM_2025_1RB#0_Range5:5000~12000MHz_-65.4_PASS



LTE Band 4_15MHz_16QAM_2025_1RB#0_Range6:12000~18000MHz_-55.49_PASS



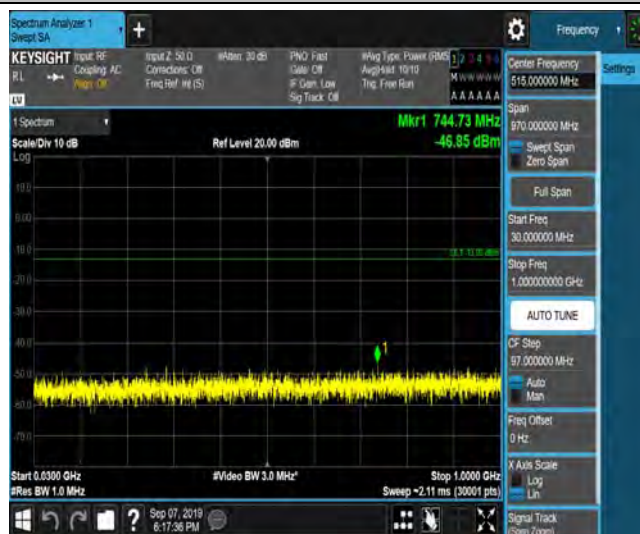
LTE Band 4_15MHz_QPSK_20175_1RB#0_Range1:0.009~0.15MHz_-64.35_PASS



LTE Band 4_15MHz_QPSK_20175_1RB#0_Range2:0.15~30MHz_-59.09_PASS



LTE Band 4_15MHz_QPSK_20175_1RB#0_Range3:30~1000MHz_-46.85_PASS



LTE Band 4_15MHz_QPSK_20175_1RB#0_Range4:1000~5000MHz_-53.51_PASS



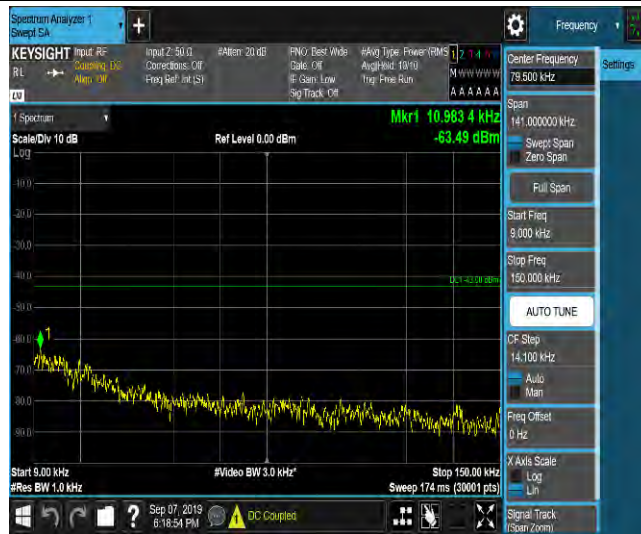
LTE Band 4_15MHz_QPSK_20175_1RB#0_Range5:5000~12000MHz_-65.66_PASS



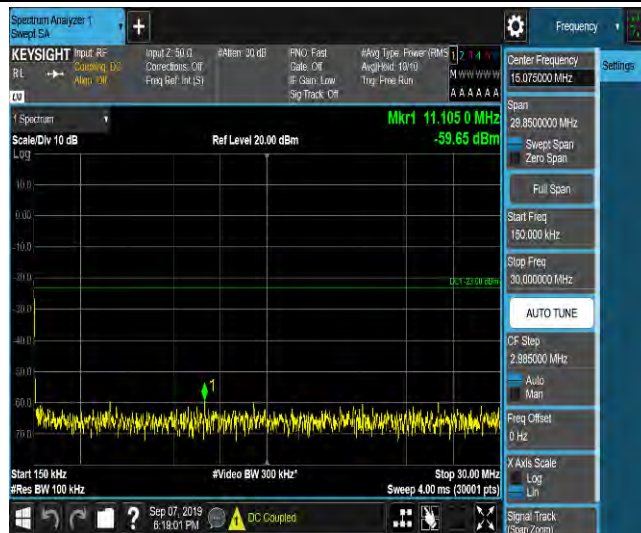
LTE Band 4_15MHz_QPSK_20175_1RB#0_Range6:12000~18000MHz_-55.54_PASS



LTE Band 4_15MHz_16QAM_20175_1RB#0_Range1:0.009~0.15MHz_-63.49_PASS



LTE Band 4_15MHz_16QAM_20175_1RB#0_Range2:0.15~30MHz_-59.65_PASS



LTE Band 4_15MHz_16QAM_20175_1RB#0_Range3:30~1000MHz_-47.71_PASS



LTE Band 4_15MHz_16QAM_20175_1RB#0_Range4:1000~5000MHz_-54.39_PASS



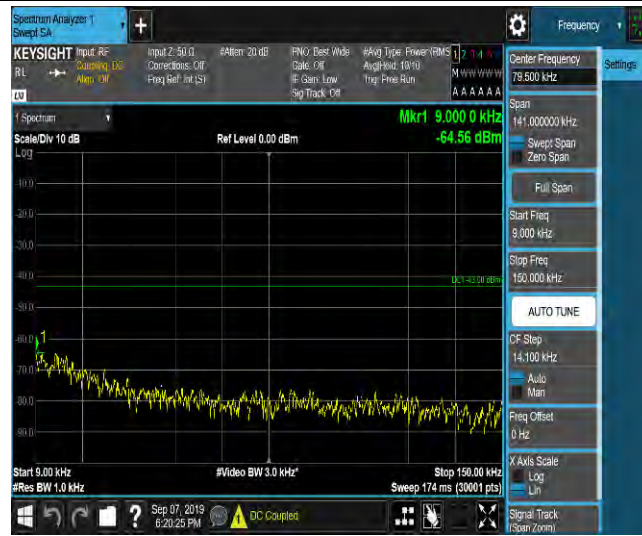
LTE Band 4_15MHz_16QAM_20175_1RB#0_Range5:5000~12000MHz_-65.82_PASS



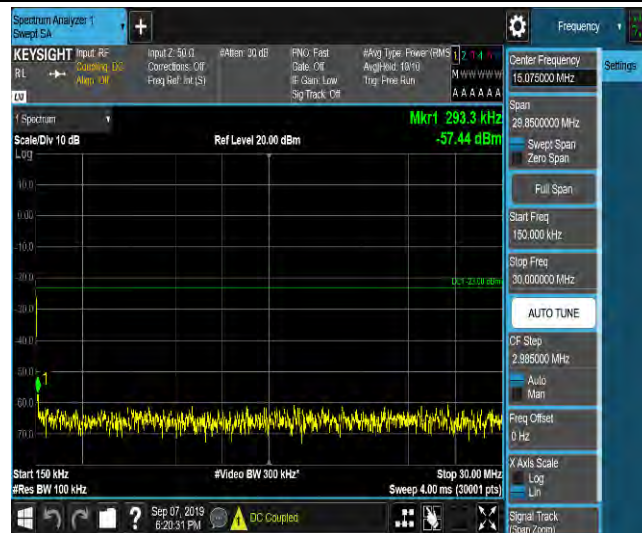
LTE Band 4_15MHz_16QAM_20175_1RB#0_Range6:12000~18000MHz_-55.5_PASS



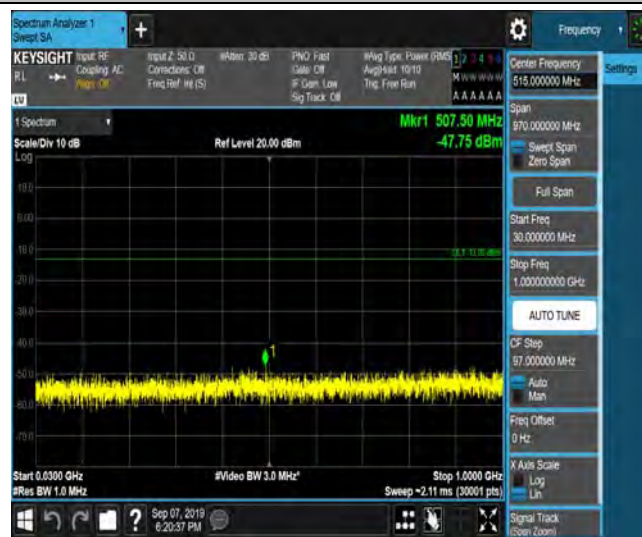
LTE Band 4_15MHz_QPSK_20325_1RB#0_Range1:0.009~0.15MHz_-64.56_PASS



LTE Band 4_15MHz_QPSK_20325_1RB#0_Range2:0.15~30MHz_-57.44_PASS



LTE Band 4_15MHz_QPSK_20325_1RB#0_Range3:30~1000MHz_-47.75_PASS



LTE Band 4_15MHz_QPSK_20325_1RB#0_Range4:1000~5000MHz_-54.34_PASS



LTE Band 4_15MHz_QPSK_20325_1RB#0_Range5:5000~12000MHz_-65.58_PASS



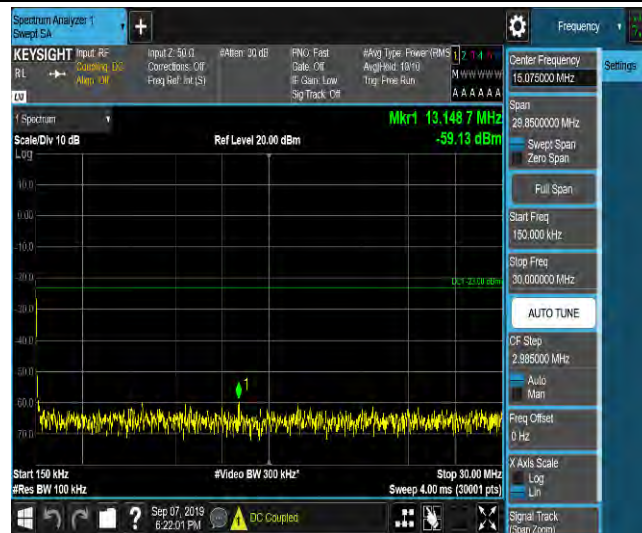
LTE Band 4_15MHz_QPSK_20325_1RB#0_Range6:12000~18000MHz_-55.53_PASS



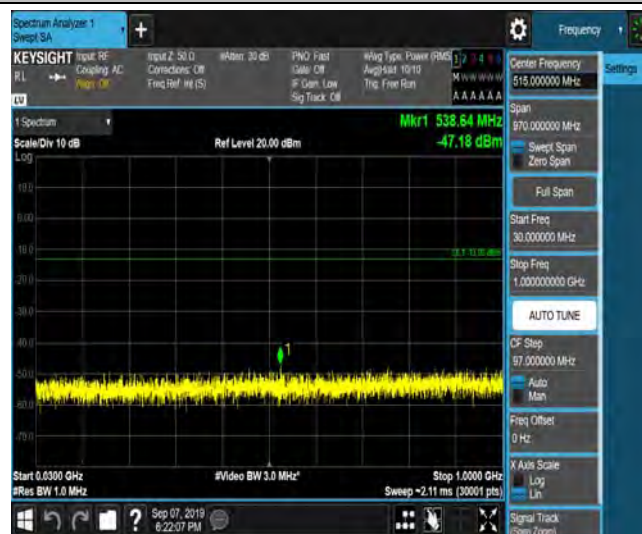
LTE Band 4_15MHz_16QAM_20325_1RB#0_Range1:0.009~0.15MHz_-61.95_PASS



LTE Band 4_15MHz_16QAM_20325_1RB#0_Range2:0.15~30MHz_-59.13_PASS



LTE Band 4_15MHz_16QAM_20325_1RB#0_Range3:30~1000MHz_-47.18_PASS



LTE Band 4_15MHz_16QAM_20325_1RB#0_Range4:1000~5000MHz_-54.29_PASS



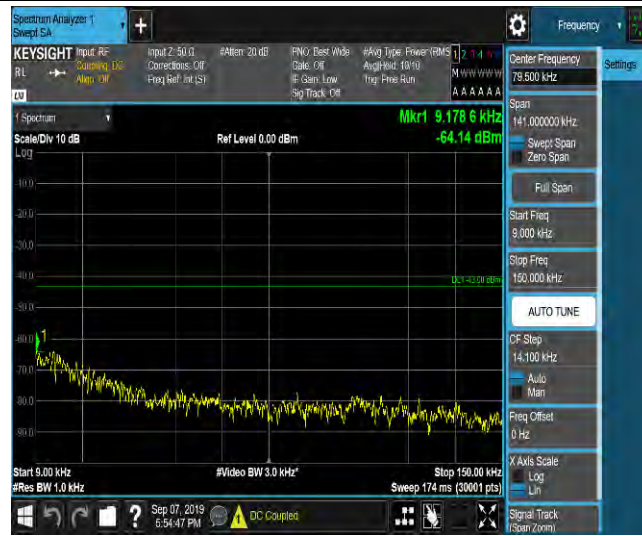
LTE Band 4_15MHz_16QAM_20325_1RB#0_Range5:5000~12000MHz_-65.77_PASS



LTE Band 4_15MHz_16QAM_20325_1RB#0_Range6:12000~18000MHz_-55.48_PASS



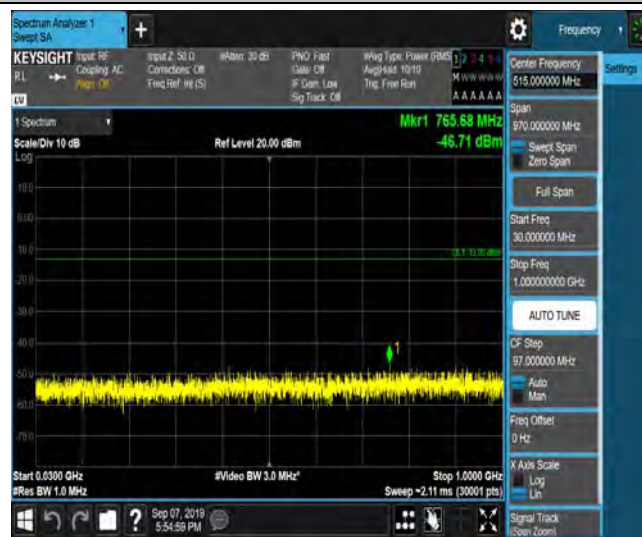
LTE Band 4_20MHz_QPSK_20050_1RB#0_Range1:0.009~0.15MHz_-64.14_PASS



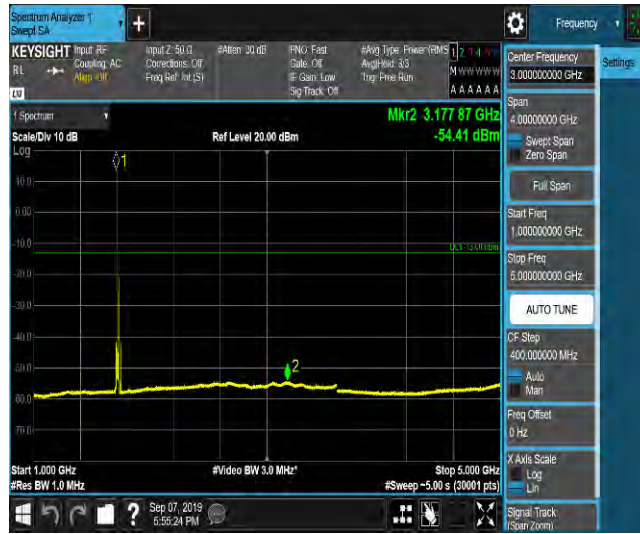
LTE Band 4_20MHz_QPSK_20050_1RB#0_Range2:0.15~30MHz_-59.3_PASS



LTE Band 4_20MHz_QPSK_20050_1RB#0_Range3:30~1000MHz_-46.71_PASS



LTE Band 4_20MHz_QPSK_20050_1RB#0_Range4:1000~5000MHz_-54.41_PASS



LTE Band 4_20MHz_QPSK_20050_1RB#0_Range5:5000~12000MHz_-65.71_PASS



LTE Band 4_20MHz_QPSK_20050_1RB#0_Range6:12000~18000MHz_-55.41_PASS



LTE Band 4_20MHz_16QAM_20050_1RB#0_Range1:0.009~0.15MHz_-63.69_PASS



LTE Band 4_20MHz_16QAM_20050_1RB#0_Range2:0.15~30MHz_-60.03_PASS



LTE Band 4_20MHz_16QAM_20050_1RB#0_Range3:30~1000MHz_-47.35_PASS



LTE Band 4_20MHz_16QAM_20050_1RB#0_Range4:1000~5000MHz_-54.35_PASS



LTE Band 4_20MHz_16QAM_20050_1RB#0_Range5:5000~12000MHz_-65.79_PASS



LTE Band 4_20MHz_16QAM_20050_1RB#0_Range6:12000~18000MHz_-55.59_PASS



LTE Band 4_20MHz_QPSK_20175_1RB#0_Range1:0.009~0.15MHz_-64.49_PASS



LTE Band 4_20MHz_QPSK_20175_1RB#0_Range2:0.15~30MHz_-59.35_PASS



LTE Band 4_20MHz_QPSK_20175_1RB#0_Range3:30~1000MHz_-47.81_PASS





LTE Band 4_20MHz_QPSK_20175_1RB#0_Range4:1000~5000MHz_-53.56_PASS



LTE Band 4_20MHz_QPSK_20175_1RB#0_Range5:5000~12000MHz_-65.65_PASS



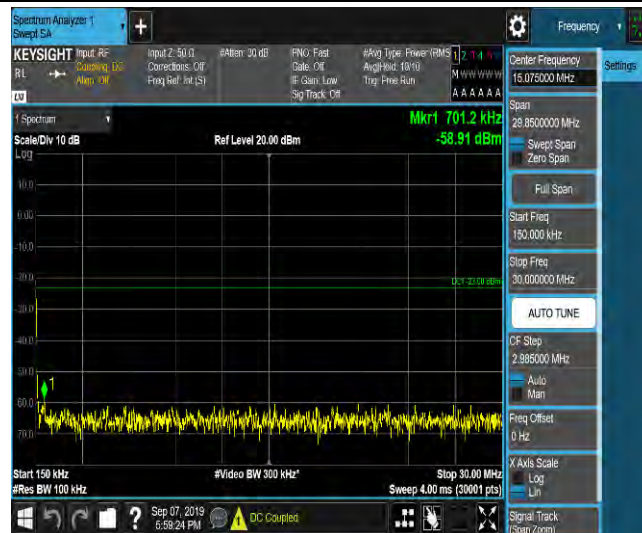
LTE Band 4_20MHz_QPSK_20175_1RB#0_Range6:12000~18000MHz_-55.44_PASS



LTE Band 4_20MHz_16QAM_20175_1RB#0_Range1:0.009~0.15MHz_-62.8_PASS



LTE Band 4_20MHz_16QAM_20175_1RB#0_Range2:0.15~30MHz_-58.91_PASS



LTE Band 4_20MHz_16QAM_20175_1RB#0_Range3:30~1000MHz_-47.35_PASS



LTE Band 4_20MHz_16QAM_20175_1RB#0_Range4:1000~5000MHz_-53.74_PASS



LTE Band 4_20MHz_16QAM_20175_1RB#0_Range5:5000~12000MHz_-65.81_PASS



LTE Band 4_20MHz_16QAM_20175_1RB#0_Range6:12000~18000MHz_-55.4_PASS



LTE Band 4_20MHz_QPSK_20300_1RB#0_Range1:0.009~0.15MHz_-64.23_PASS



LTE Band 4_20MHz_QPSK_20300_1RB#0_Range2:0.15~30MHz_-60.21_PASS



LTE Band 4_20MHz_QPSK_20300_1RB#0_Range3:30~1000MHz_-47.54_PASS



LTE Band 4_20MHz_QPSK_20300_1RB#0_Range4:1000~5000MHz_-54.15_PASS



LTE Band 4_20MHz_QPSK_20300_1RB#0_Range5:5000~12000MHz_-65.7_PASS



LTE Band 4_20MHz_QPSK_20300_1RB#0_Range6:12000~18000MHz_-55.53_PASS



LTE Band 4_20MHz_16QAM_20300_1RB#0_Range1:0.009~0.15MHz_-63.95_PASS



LTE Band 4_20MHz_16QAM_20300_1RB#0_Range2:0.15~30MHz_-59.28_PASS



LTE Band 4_20MHz_16QAM_20300_1RB#0_Range3:30~1000MHz_-47.09_PASS



LTE Band 4_20MHz_16QAM_20300_1RB#0_Range4:1000~5000MHz_-54.38_PASS



LTE Band 4_20MHz_16QAM_20300_1RB#0_Range5:5000~12000MHz_-65.31_PASS



LTE Band 4_20MHz_16QAM_20300_1RB#0_Range6:12000~18000MHz_-55.55_PASS



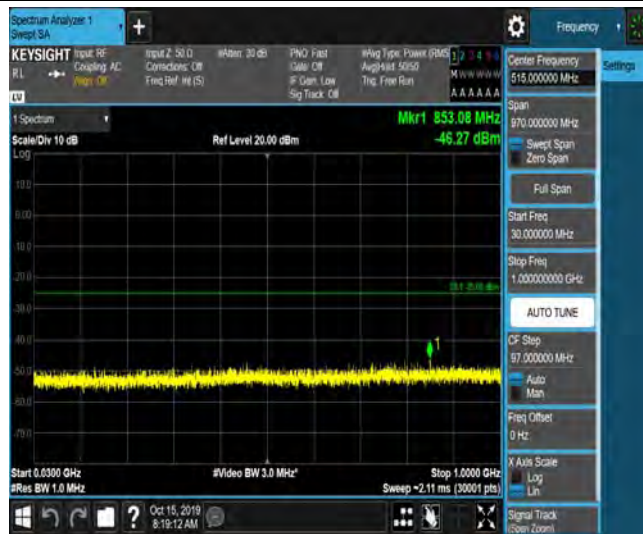
LTE Band 7_5MHz_QPSK_20775_1RB#0_Range1:0.009~0.15MHz_-62.36_PASS



LTE Band 7_5MHz_QPSK_20775_1RB#0_Range2:0.15~30MHz_-59.46_PASS



LTE Band 7_5MHz_QPSK_20775_1RB#0_Range3:30~1000MHz_-46.28_PASS



LTE Band 7_5MHz_QPSK_20775_1RB#0_Range4:1000~5000MHz_-54.21_PASS



LTE Band 7_5MHz_QPSK_20775_1RB#0_Range5:5000~12000MHz_-65.7_PASS



LTE Band 7_5MHz_QPSK_20775_1RB#0_Range6:12000~26000MHz_-48.37_PASS



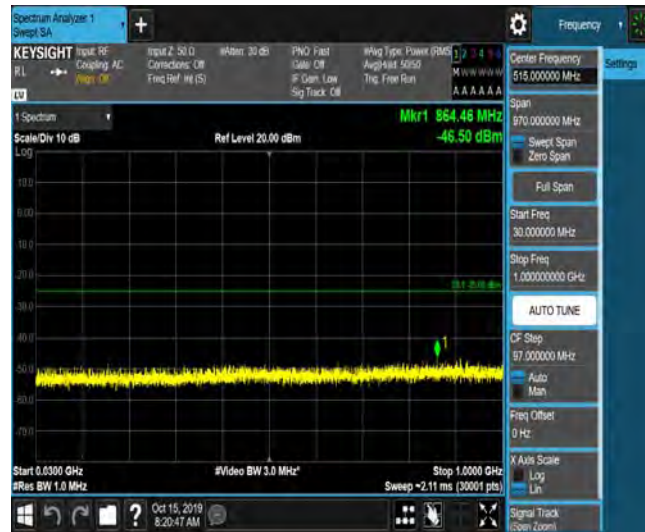
LTE Band 7_5MHz_16QAM_20775_1RB#0_Range1:0.009~0.15MHz_-62.69_PASS



LTE Band 7_5MHz_16QAM_20775_1RB#0_Range2:0.15~30MHz_-57.86_PASS



LTE Band 7 5MHz_16QAM_20775_1RB#0_Range3:30~1000MHz_-46.5_PASS



LTE Band 7_5MHz_16QAM_20775_1RB#0_Range4:1000~5000MHz_-54.42_PASS



LTE Band 7_5MHz_16QAM_20775_1RB#0_Range5:5000~12000MHz_-65.78_PASS



LTE Band 7_5MHz_16QAM_20775_1RB#0_Range6:12000~26000MHz_-48.27_PASS



LTE Band 7_5MHz_QPSK_21100_1RB#0_Range1:0.009~0.15MHz_-62.65_PASS



LTE Band 7_5MHz_QPSK_21100_1RB#0_Range2:0.15~30MHz_-58.79_PASS



LTE Band 7_5MHz_QPSK_21100_1RB#0_Range3:30~1000MHz_-47_PASS



LTE Band 7_5MHz_QPSK_21100_1RB#0_Range4:1000~5000MHz_-54.35_PASS



LTE Band 7_5MHz_QPSK_21100_1RB#0_Range5:5000~12000MHz_-63.37_PASS



LTE Band 7_5MHz_QPSK_21100_1RB#0_Range6:12000~26000MHz_-48.22_PASS



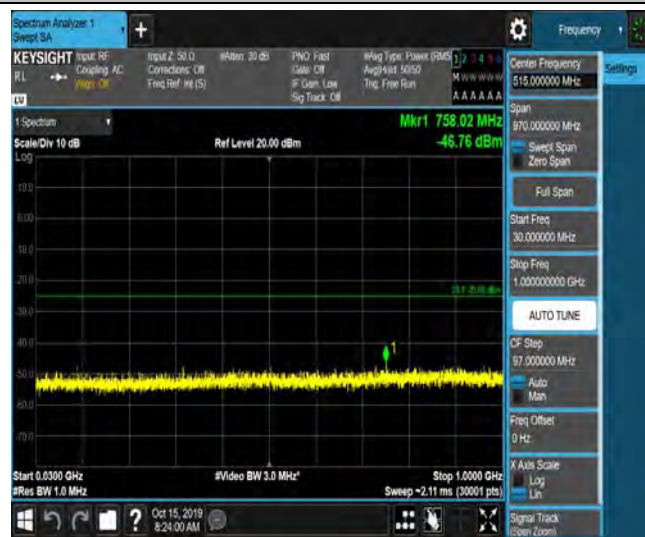
LTE Band 7_5MHz_16QAM_21100_1RB#0_Range1:0.009~0.15MHz_-61.95_PASS



LTE Band 7_5MHz_16QAM_21100_1RB#0_Range2:0.15~30MHz_-58.37_PASS



LTE Band 7_5MHz_16QAM_21100_1RB#0_Range3:30~1000MHz_-46.76_PASS



LTE Band 7_5MHz_16QAM_21100_1RB#0_Range4:1000~5000MHz_-54.2_PASS



LTE Band 7_5MHz_16QAM_21100_1RB#0_Range5:5000~12000MHz_-64.11_PASS



LTE Band 7_5MHz_16QAM_21100_1RB#0_Range6:12000~26000MHz_-48.20_PASS



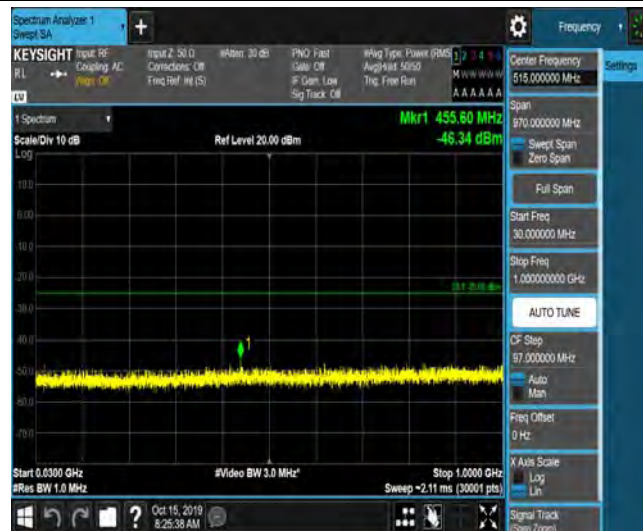
LTE Band 7_5MHz_QPSK_21425_1RB#0_Range1:0.009~0.15MHz_-63.14_PASS



LTE Band 7_5MHz_QPSK_21425_1RB#0_Range2:0.15~30MHz_-58.13_PASS



LTE Band 7_5MHz_QPSK_21425_1RB#0_Range3:30~1000MHz_-46.34_PASS



LTE Band 7_5MHz_QPSK_21425_1RB#0_Range4:1000~5000MHz_-54.25_PASS



LTE Band 7_5MHz_QPSK_21425_1RB#0_Range5:5000~12000MHz_-64.16_PASS



LTE Band 7_5MHz_QPSK_21425_1RB#0_Range6:12000~26000MHz_-48.12_PASS



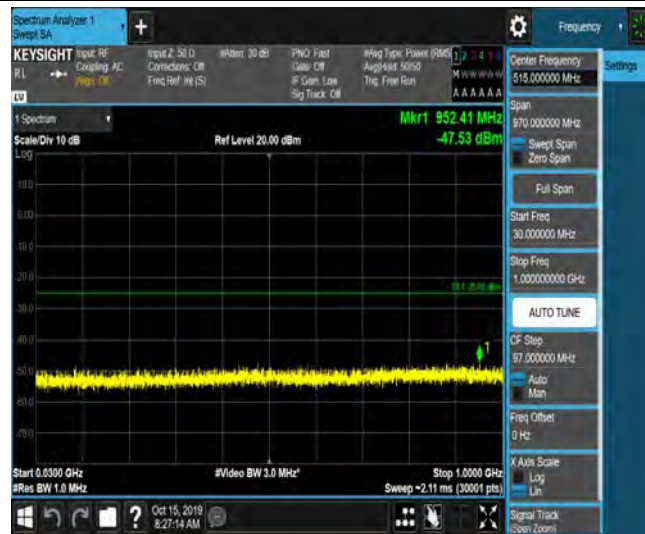
LTE Band 7_5MHz_16QAM_21425_1RB#0_Range1:0.009~0.15MHz_-63.58_PASS



LTE Band 7_5MHz_16QAM_21425_1RB#0_Range2:0.15~30MHz_-58.39_PASS



LTE Band 7_5MHz_16QAM_21425_1RB#0_Range3:30~1000MHz_-47.53_PASS



LTE Band 7_5MHz_16QAM_21425_1RB#0_Range4:1000~5000MHz_-54.41_PASS



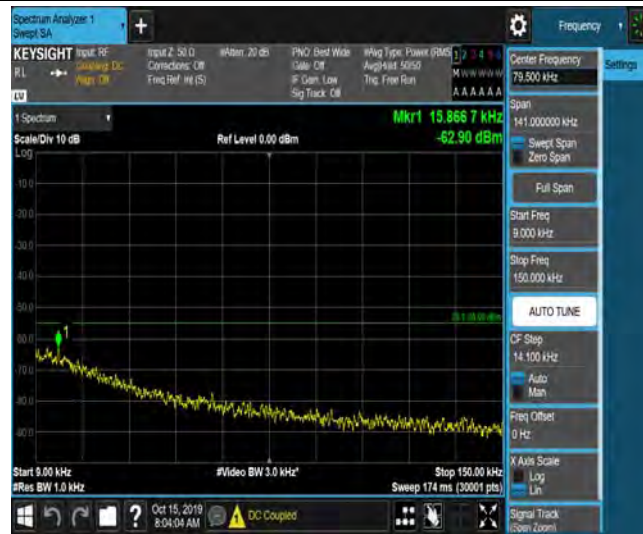
LTE Band 7_5MHz_16QAM_21425_1RB#0_Range5:5000~12000MHz_-64.71_PASS



LTE Band 7_5MHz_16QAM_21425_1RB#0_Range6:12000~26000MHz_-48.11_PASS



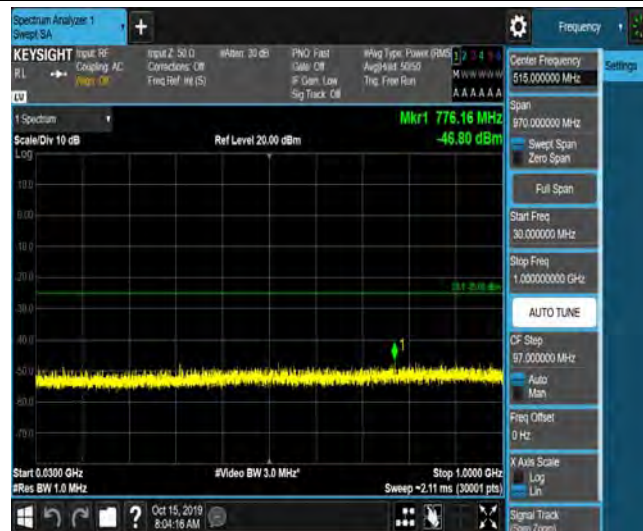
LTE Band 7_10MHz_QPSK_20800_1RB#0_Range1:0.009~0.15MHz_-62.9_PASS



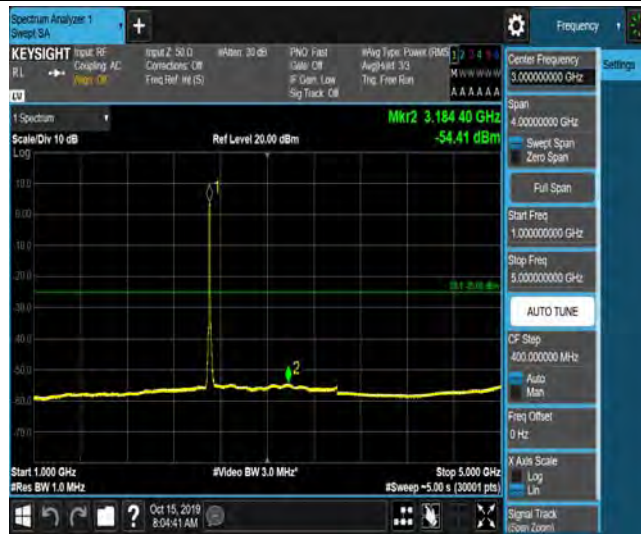
LTE Band 7_10MHz_QPSK_20800_1RB#0_Range2:0.15~30MHz_-58.86_PASS



LTE Band 7_10MHz_QPSK_20800_1RB#0_Range3:30~1000MHz_-46.8_PASS



LTE Band 7_10MHz_QPSK_20800_1RB#0_Range4:1000~5000MHz_-54.41_PASS



LTE Band 7_10MHz_QPSK_20800_1RB#0_Range5:5000~12000MHz_-65.84_PASS



LTE Band 7_10MHz_QPSK_20800_1RB#0_Range6:12000~26000MHz_-48.84_PASS



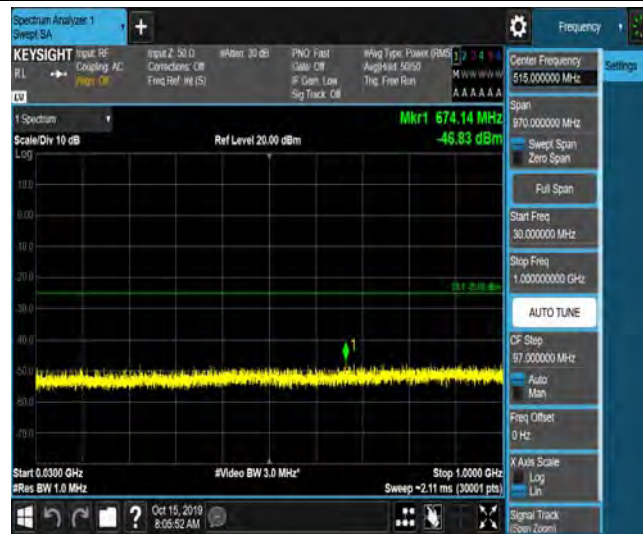
LTE Band 7_10MHz_16QAM_20800_1RB#0_Range1:0.009~0.15MHz_-60.78_PASS



LTE Band 7_10MHz_16QAM_20800_1RB#0_Range2:0.15~30MHz_-58.32_PASS



LTE Band 7_10MHz_16QAM_20800_1RB#0_Range3:30~1000MHz_-46.83_PASS



LTE Band 7_10MHz_16QAM_20800_1RB#0_Range4:1000~5000MHz_-54.42_PASS



LTE Band 7_10MHz_16QAM_20800_1RB#0_Range5:5000~12000MHz_-65.8_PASS



LTE Band 7_10MHz_16QAM_20800_1RB#0_Range6:12000~26000MHz_-48.80_PASS



LTE Band 7_10MHz_QPSK_21100_1RB#0_Range1:0.009~0.15MHz_-61.67_PASS



LTE Band 7_10MHz_QPSK_21100_1RB#0_Range2:0.15~30MHz_-58.48_PASS



LTE Band 7_10MHz_QPSK_21100_1RB#0_Range3:30~1000MHz_-47.1_PASS



LTE Band 7_10MHz_QPSK_21100_1RB#0_Range4:1000~5000MHz_-54.44_PASS



LTE Band 7_10MHz_QPSK_21100_1RB#0_Range5:5000~12000MHz_-62.22_PASS



LTE Band 7_10MHz_QPSK_21100_1RB#0_Range6:12000~26000MHz_-48.74_PASS



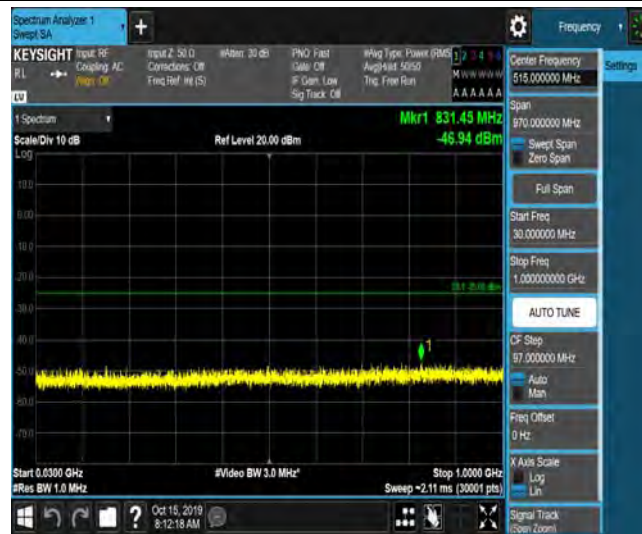
LTE Band 7_10MHz_16QAM_21100_1RB#0_Range1:0.009~0.15MHz_-63.49_PASS



LTE Band 7_10MHz_16QAM_21100_1RB#0_Range2:0.15~30MHz_-58.62_PASS



LTE Band 7_10MHz_16QAM_21100_1RB#0_Range3:30~1000MHz_-46.94_PASS



LTE Band 7_10MHz_16QAM_21100_1RB#0_Range4:1000~5000MHz_-54.33_PASS



LTE Band 7_10MHz_16QAM_21100_1RB#0_Range5:5000~12000MHz_-62.91_PASS



LTE Band 7_10MHz_16QAM_21100_1RB#0_Range6:12000~26000MHz_-48.82_PASS



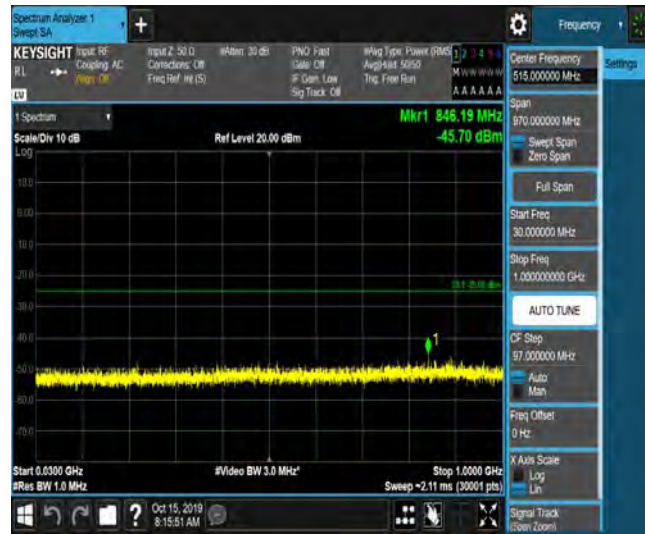
LTE Band 7_10MHz_QPSK_21400_1RB#0_Range1:0.009~0.15MHz_-62.14_PASS



LTE Band 7_10MHz_QPSK_21400_1RB#0_Range2:0.15~30MHz_-58.4_PASS



LTE Band 7_10MHz_QPSK_21400_1RB#0_Range3:30~1000MHz_-45.7_PASS



LTE Band 7_10MHz_QPSK_21400_1RB#0_Range4:1000~5000MHz_-54.06_PASS



LTE Band 7_10MHz_QPSK_21400_1RB#0_Range5:5000~12000MHz_-61.74_PASS



LTE Band 7_10MHz_QPSK_21400_1RB#0_Range6:12000~26000MHz_-48.64_PASS



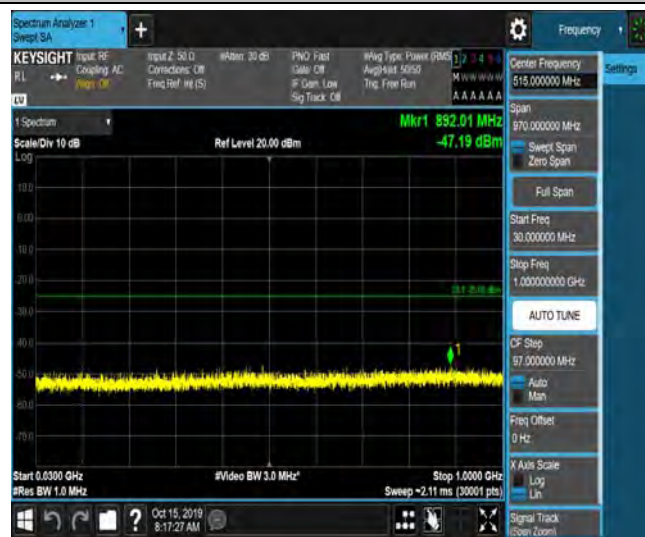
LTE Band 710MHz_16QAM_21400_1RB#0_Range1:0.009~0.15MHz_-62.84_PASS



LTE Band 7_10MHz_16QAM_21400_1RB#0_Range2:0.15~30MHz_-58.58_PASS



LTE Band 7_10MHz_16QAM_21400_1RB#0_Range3:30~1000MHz_-47.19_PASS



LTE Band 7_10MHz_16QAM_21400_1RB#0_Range4:1000~5000MHz_-54.41_PASS



LTE Band 7_10MHz_16QAM_21400_1RB#0_Range5:5000~12000MHz_-61.84_PASS



LTE Band 7_10MHz_16QAM_21400_1RB#0_Range6:12000~26000MHz_-48.51_PASS



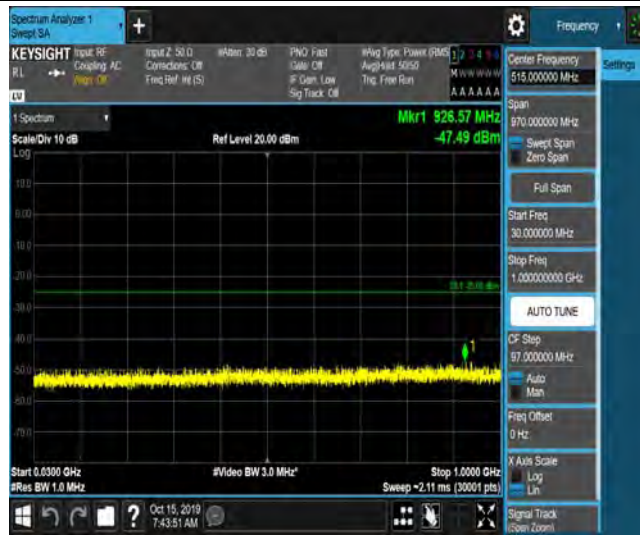
LTE Band 7_15MHz_QPSK_20825_1RB#0_Range1:0.009~0.15MHz_-61.01_PASS



LTE Band 7_15MHz_QPSK_20825_1RB#0_Range2:0.15~30MHz_-58.11_PASS



LTE Band 7_15MHz_QPSK_20825_1RB#0_Range3:30~1000MHz_-47.49_PASS



LTE Band 7_15MHz_QPSK_20825_1RB#0_Range4:1000~5000MHz_-54.48_PASS



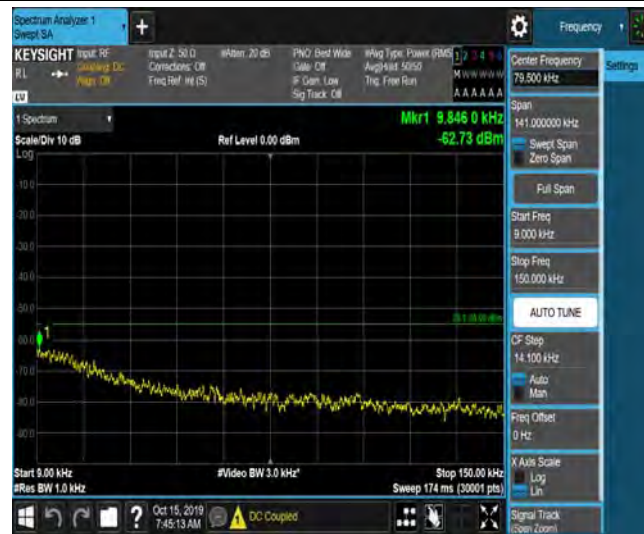
LTE Band 7_15MHz_QPSK_20825_1RB#0_Range5:5000~12000MHz_-65.36_PASS



LTE Band 7_15MHz_QPSK_20825_1RB#0_Range6:12000~26000MHz_-48.59_PASS



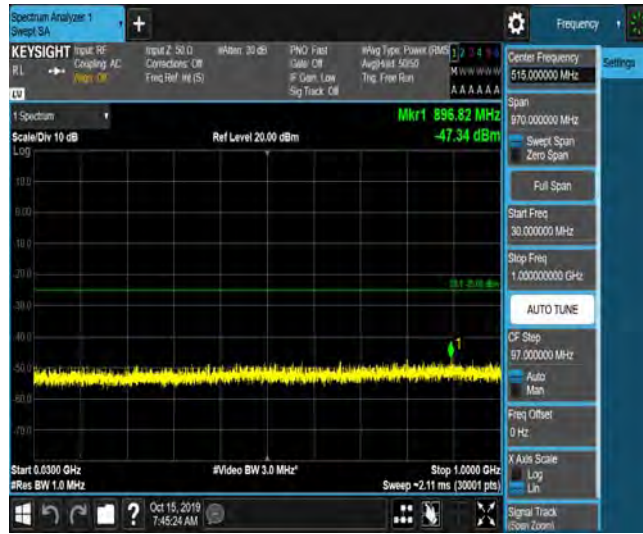
LTE Band 7_15MHz_16QAM_20825_1RB#0_Range1:0.009~0.15MHz_-62.73_PASS



LTE Band 7_15MHz_16QAM_20825_1RB#0_Range2:0.15~30MHz_-58.2_PASS



LTE Band 7_15MHz_16QAM_20825_1RB#0_Range3:30~1000MHz_-47.34_PASS



LTE Band 7_15MHz_16QAM_20825_1RB#0_Range4:1000~5000MHz_-54.55_PASS



LTE Band 7_15MHz_16QAM_20825_1RB#0_Range5:5000~12000MHz_-65.48_PASS



LTE Band 7_15MHz_16QAM_20825_1RB#0_Range6:12000~26000MHz_-48.67_PASS



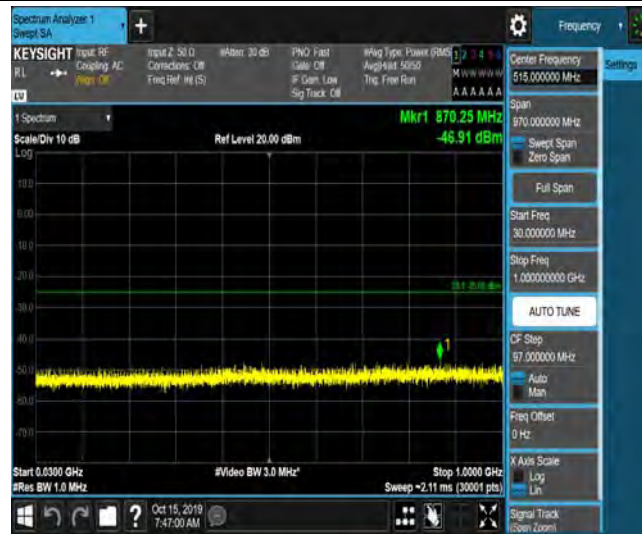
LTE Band 7_15MHz_QPSK_21100_1RB#0_Range1:0.009~0.15MHz_-61.4_PASS



LTE Band 7_15MHz_QPSK_21100_1RB#0_Range2:0.15~30MHz_-57.97_PASS



LTE Band 7_15MHz_QPSK_21100_1RB#0_Range3:30~1000MHz_-46.91_PASS



LTE Band 7_15MHz_QPSK_21100_1RB#0_Range4:1000~5000MHz_-54.54_PASS



LTE Band 7_15MHz_QPSK_21100_1RB#0_Range5:5000~12000MHz_-61.84_PASS



LTE Band 7_15MHz_QPSK_21100_1RB#0_Range6:12000~26000MHz_-48.44_PASS



LTE Band 7_15MHz_16QAM_21100_1RB#0_Range1:0.009~0.15MHz_-60.9_PASS



LTE Band 7_15MHz_16QAM_21100_1RB#0_Range2:0.15~30MHz_-58.85_PASS



LTE Band 7_15MHz_16QAM_21100_1RB#0_Range3:30~1000MHz_-47.17_PASS



LTE Band 7_15MHz_16QAM_21100_1RB#0_Range4:1000~5000MHz_-54.52_PASS



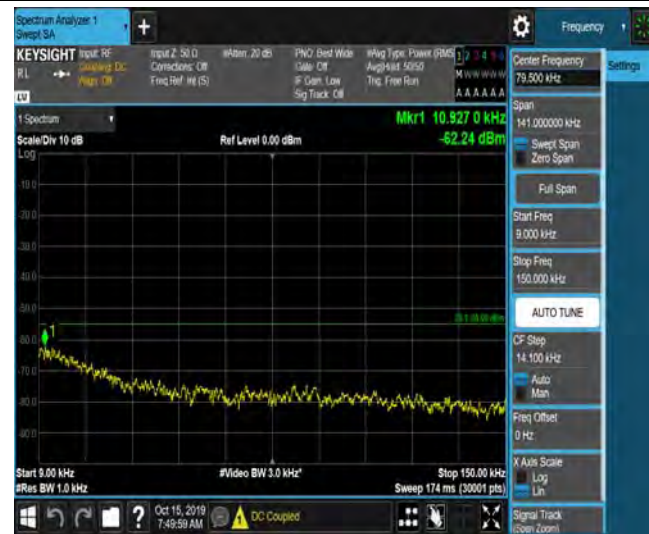
LTE Band 7_15MHz_16QAM_21100_1RB#0_Range5:5000~12000MHz_-62.83_PASS



LTE Band 7_15MHz_16QAM_21100_1RB#0_Range6:12000~26000MHz_-48.52_PASS



LTE Band 7_15MHz_QPSK_21375_1RB#0_Range1:0.009~0.15MHz_-62.24_PASS



LTE Band 7_15MHz_QPSK_21375_1RB#0_Range2:0.15~30MHz_-58.16_PASS



LTE Band 7_15MHz_QPSK_21375_1RB#0_Range3:30~1000MHz_-47.16_PASS



LTE Band 7_15MHz_QPSK_21375_1RB#0_Range4:1000~5000MHz_-54.42_PASS



LTE Band 7_15MHz_QPSK_21375_1RB#0_Range5:5000~12000MHz_-62.21_PASS



LTE Band 7_15MHz_QPSK_21375_1RB#0_Range6:12000~26000MHz_-48.56_PASS



LTE Band 7_15MHz_16QAM_21375_1RB#0_Range1:0.009~0.15MHz_-62.77_PASS



LTE Band 7_15MHz_16QAM_21375_1RB#0_Range2:0.15~30MHz_-59.18_PASS



LTE Band 7_15MHz_16QAM_21375_1RB#0_Range3:30~1000MHz_-46.02_PASS



LTE Band 7_15MHz_16QAM_21375_1RB#0_Range4:1000~5000MHz_-54.47_PASS



LTE Band 7_15MHz_16QAM_21375_1RB#0_Range5:5000~12000MHz_-62.8_PASS



LTE Band 7_15MHz_16QAM_21375_1RB#0_Range6:12000~26000MHz_-48.33_PASS



LTE Band 7_20MHz_QPSK_20850_1RB#0_Range1:0.009~0.15MHz_-63.22_PASS



LTE Band 7_20MHz_QPSK_20850_1RB#0_Range2:0.15~30MHz_-59.95_PASS



LTE Band 7_20MHz_QPSK_20850_1RB#0_Range3:30~1000MHz_-46.92_PASS



LTE Band 7_20MHz_QPSK_20850_1RB#0_Range4:1000~5000MHz_-54.45_PASS



LTE Band 7_20MHz_QPSK_20850_1RB#0_Range5:5000~12000MHz_-65.97_PASS



LTE Band 7_20MHz_QPSK_20850_1RB#0_Range6:12000~26000MHz_-48.20_PASS



LTE Band 7_20MHz_16QAM_20850_1RB#0_Range1:0.009~0.15MHz_-62.99_PASS



LTE Band 7_20MHz_16QAM_20850_1RB#0_Range2:0.15~30MHz_-58.64_PASS



LTE Band 7_20MHz_16QAM_20850_1RB#0_Range3:30~1000MHz_-44.78_PASS



LTE Band 7_20MHz_16QAM_20850_1RB#0_Range4:1000~5000MHz_-54.4_PASS



LTE Band 7_20MHz_16QAM_20850_1RB#0_Range5:5000~12000MHz_-65.94_PASS



LTE Band 7_20MHz_16QAM_20850_1RB#0_Range6:12000~26000MHz_-48.15_PASS



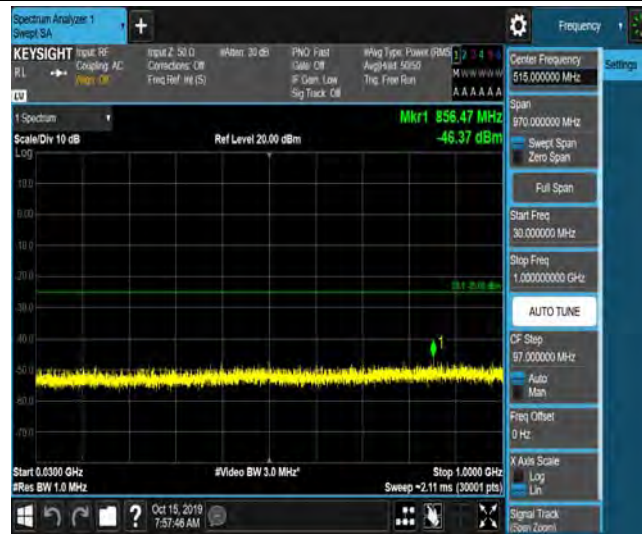
LTE Band 7_20MHz_QPSK_21100_1RB#0_Range1:0.009~0.15MHz_-62.24_PASS



LTE Band 7_20MHz_QPSK_21100_1RB#0_Range2:0.15~30MHz_-56.26_PASS



LTE Band 7_20MHz_QPSK_21100_1RB#0_Range3:30~1000MHz_-46.37_PASS



LTE Band 7_20MHz_QPSK_21100_1RB#0_Range4:1000~5000MHz_-54.37_PASS



LTE Band 7_20MHz_QPSK_21100_1RB#0_Range5:5000~12000MHz_-61.75_PASS



LTE Band 7_20MHz_QPSK_21100_1RB#0_Range6:12000~26000MHz_-48.80_PASS



LTE Band 7_20MHz_16QAM_21100_1RB#0_Range1:0.009~0.15MHz_-62.01_PASS



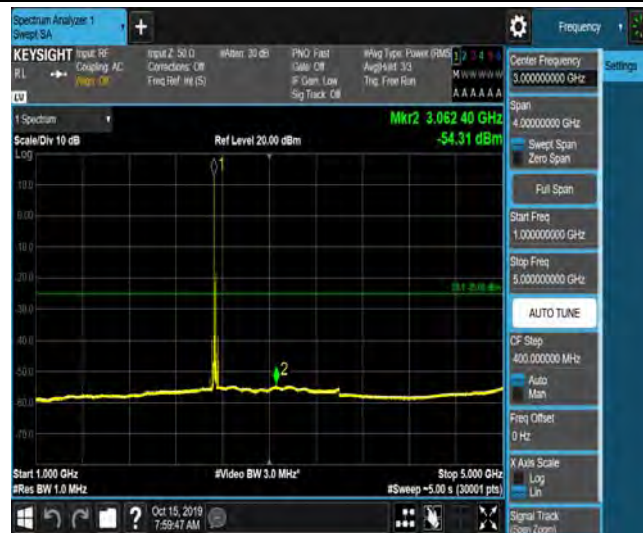
LTE Band 7_20MHz_16QAM_21100_1RB#0_Range2:0.15~30MHz_-58.49_PASS



LTE Band 7_20MHz_16QAM_21100_1RB#0_Range3:30~1000MHz_-46.28_PASS



LTE Band 7_20MHz_16QAM_21100_1RB#0_Range4:1000~5000MHz_-54.31_PASS



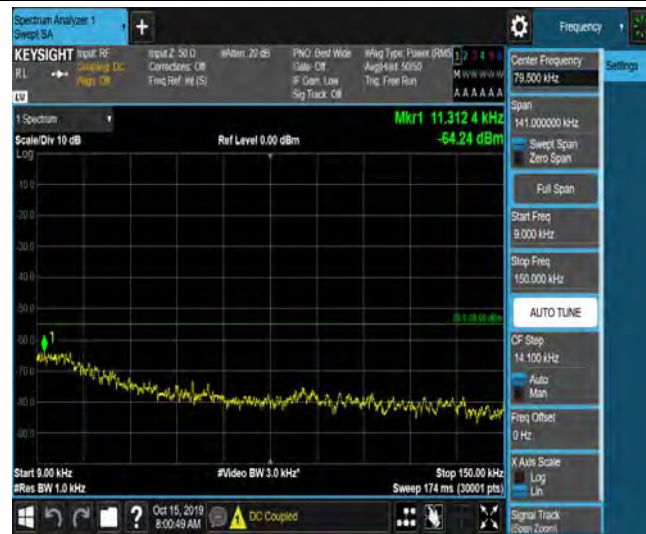
LTE Band 7_20MHz_16QAM_21100_1RB#0_Range5:5000~12000MHz_-62.37_PASS



LTE Band 7_20MHz_16QAM_21100_1RB#0_Range6:12000~26000MHz_-48.84_PASS



LTE Band 7_20MHz_QPSK_21350_1RB#0_Range1:0.009~0.15MHz_-64.24_PASS



LTE Band 7_20MHz_QPSK_21350_1RB#0_Range2:0.15~30MHz_-57.68_PASS



LTE Band 7_20MHz_QPSK_21350_1RB#0_Range3:30~1000MHz_-46.61_PASS



LTE Band 7_20MHz_QPSK_21350_1RB#0_Range4:1000~5000MHz_-54.54_PASS



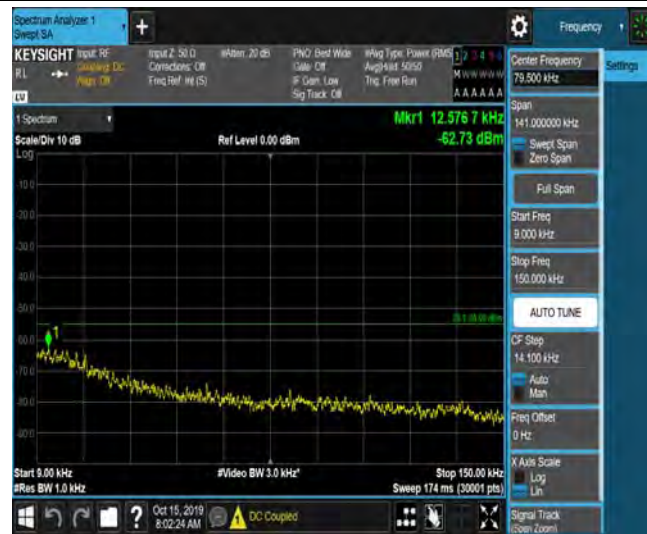
LTE Band 7_20MHz_QPSK_21350_1RB#0_Range5:5000~12000MHz_-64.19_PASS



LTE Band 7_20MHz_QPSK_21350_1RB#0_Range6:12000~26000MHz_-48.89_PASS

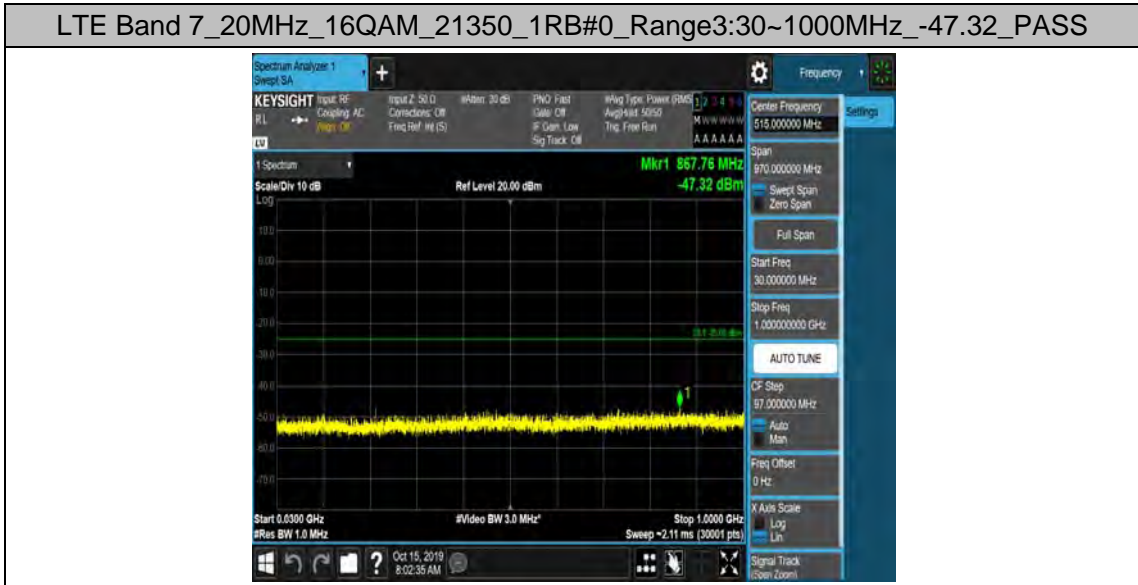


LTE Band 7_20MHz_16QAM_21350_1RB#0_Range1:0.009~0.15MHz_-62.73_PASS



LTE Band 7_20MHz_16QAM_21350_1RB#0_Range2:0.15~30MHz_-59.08_PASS







LTE Band 7_20MHz_16QAM_21350_1RB#0_Range6:12000~26000MHz_-48.73_PASS



5.8 Radiates Spurious Emission

Ambient condition

Temperature	Relative humidity	Pressure
23°C ~25°C	45%~50%	101.5kPa

Method of Measurement

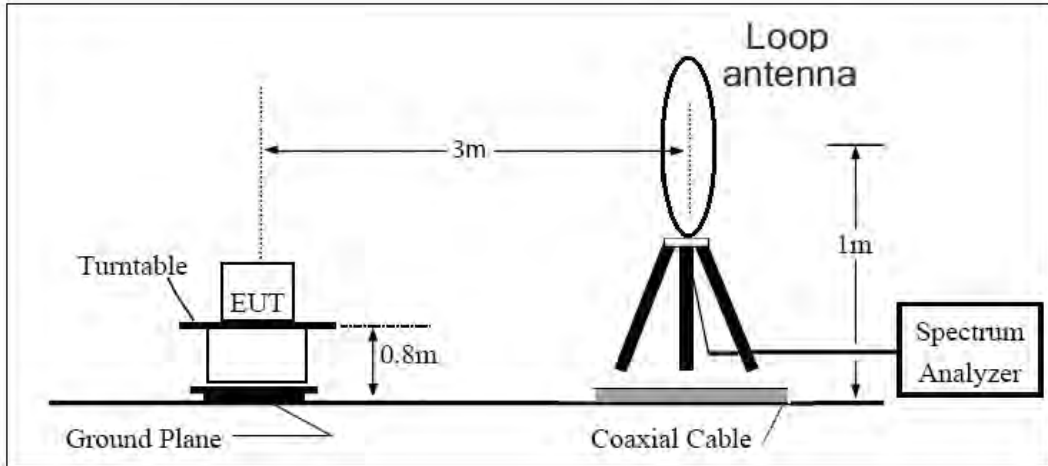
1. The testing follows FCC KDB 971168 D01 v03r01 Section 5.8 and ANSI C63.26 (2015).
2. Below 1GHz: The EUT is placed on a turntable 0.8 meters above the ground in the chamber, 3 meter away from the antenna. The maximal emission value is acquired by adjusting the antenna height, polarisation and turntable azimuth. Normally, the height range of antenna is 1 m to 4 m, the azimuth range of turntable is 0° to 360°, and the receive antenna has two polarizations Vertical (V) and Horizontal (H). Above 1GHz: (Note: the FCC's permission to use 1.5m as an alternative per TCBC Conf call of Dec. 2, 2014.) The EUT is placed on a turntable 1.5 meters above the ground in the chamber, 3 meter away from the antenna. The maximal emission value is acquired by adjusting the antenna height, polarisation and turntable azimuth. Normally, the height range of antenna is 1 m to 4 m, the azimuth range of turntable is 0° to 360°, and the receive antenna has two polarizations Vertical (V) and Horizontal (H).
3. A loop antenna, A log-periodic antenna or horn antenna shall be substituted in place of the EUT. The log-periodic antenna will be driven by a signal generator and the level will be adjusted till the same power value on the spectrum analyzer or receiver. The level of the spurious emissions can be calculated through the level of the signal generator, cable loss, the gain of the substitution antenna and the reading of the spectrum analyzer or receiver.
4. The EUT is then put into continuously transmitting mode at its maximum power level during the test. Set Test Receiver or Spectrum RBW=200Hz,VBW=600Hz for 9kHz150kHz , RBW=10kHz, VBW=30kHz 150kHz-30MHz ,RBW=100kHz,VBW=300kHz for 30MHz to 1GHz and RBW=1MHz, VBW=3MHz for above 1GHz And the maximum value of the receiver should be recorded as (Pr).
5. The EUT shall be replaced by a substitution antenna. In the chamber, an substitution antenna for the frequency band of interest is placed at the reference point of the chamber. An RF Signal source for the frequency band of interest is connected to the substitution antenna with a cable that has been constructed to not interfere with the radiation pattern of the antenna. A power (PMea) is applied to the input of the substitution antenna, and adjust the level of the signal generator output until the value of the receiver reach the previously recorded (Pr). The power of signal source (PMea) is recorded. The test should be performed by rotating the test item and adjusting the receiving antenna polarization.
6. A amplifier should be connected to the Signal Source output port. And the cable should be connect between the Amplifier and the Substitution Antenna. The cable loss (Pcl) ,the Substitution Antenna Gain (Ga) and the Amplifier Gain (PAG) should be recorded after test.
7. The measurement results are obtained as described below:
Power(EIRP)=PMea- PAG - Pcl + Ga
The measurement results are amend as described below:
Power(EIRP)=PMea- Pcl + Ga
8. This value is EIRP since the measurement is calibrated using an antenna of known gain (2.15 dBi) and known input power. ERP can be calculated from EIRP by subtracting the gain of the dipole, ERP

= EIRP-2.15dBi.

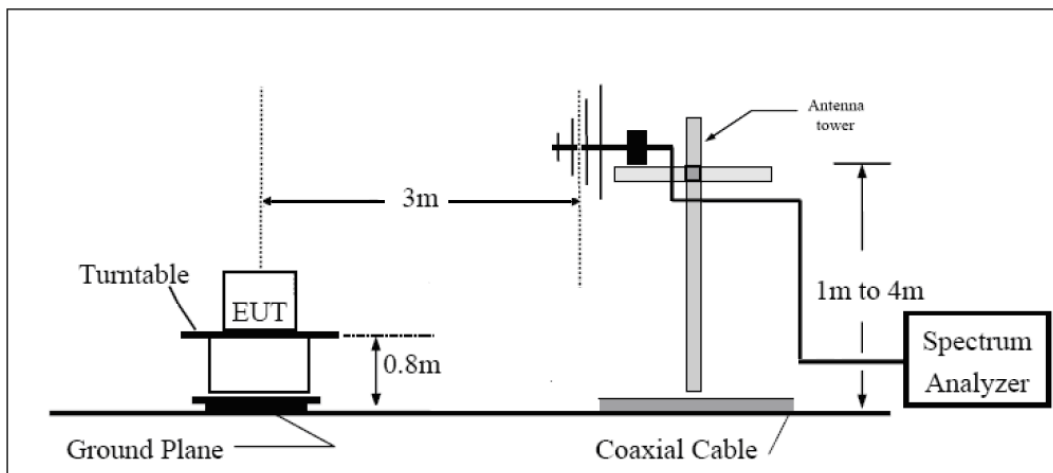
The modulation mode and RB allocation refer to section 5.1, using the maximum output power configuration.

Test setup

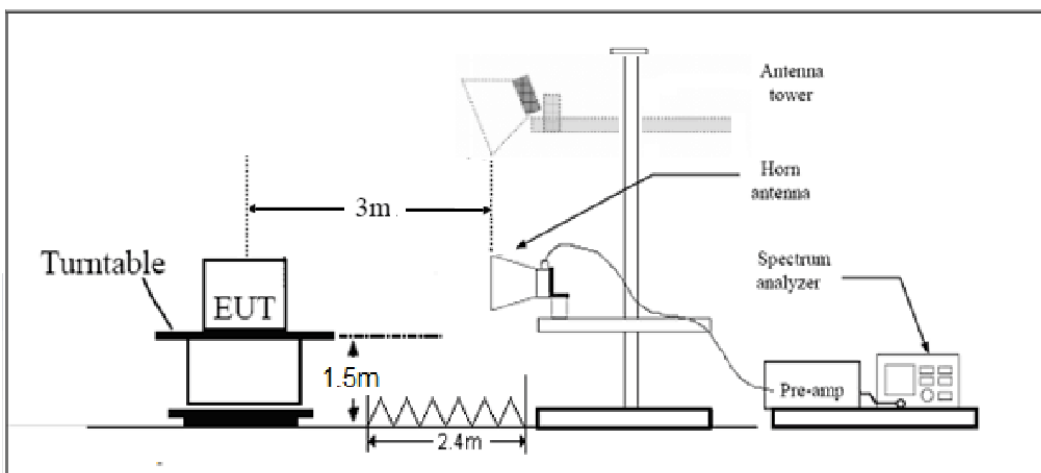
9KHz ~ 30MHz



30MHz ~ 1GHz



Above 1GHz



Note: Area side:2.4mX3.6m



Limits

Rule Part 27.53(h) specifies that “for operations in the 1695-1710 MHz, 1710-1755 MHz, 1755-1780 MHz, 1915-1920 MHz, 1995-2000 MHz, 2000-2020 MHz, 2110-2155 MHz, 2155-2180 MHz, and 2180-2200 bands, the power of any emission outside a licensee's frequency block shall be attenuated below the transmitter power (P) in watts by at least $43 + 10 \log_{10} (P)$ dB.”

of at least 30 kHz may be employed;

Rule Part 27.53(m) $55 + 10 \log (P)$ dB on all frequencies more than X megahertz from the channel edge, where X is the greater of 6 megahertz or the actual emission bandwidth as defined in paragraph (m)(4) of this section.

Part 27.53 (h Limit	-13 dBm
Part 27.53(m) Limit	-25 dBm

Measurement Uncertainty

The assessed measurement uncertainty to ensure 95% confidence level for the normal distribution is with the coverage factor $k = \pm 1.96$, $U = \pm 3.55$ dB.

Test Result

Sweep the whole frequency band through the range from 9kHz to the 10th harmonic of the carrier, the emissions below the noise floor will not be recorded in the report.

WCDMA Band IV CH-Middle

Harmonic	Frequency (MHz)	SG (dBm)	Cable Loss (dB)	Gain (dBi)	Antenna Polarization	EIRP Level (dBm)	Limit (dBm)	Margin (dB)	Azimuth (deg)
2	3465.2	-56.55	2.6	10.75	Horizontal	-48.40	-13.00	35.40	135
3	5197.8	-58.55	2.4	11.05	Horizontal	-49.90	-13.00	36.90	90
4	6930.4	-58.65	4.5	11.15	Horizontal	-52.00	-13.00	39.00	45
5	8663.0	-55.65	5.1	11.35	Horizontal	-49.40	-13.00	36.40	225
6	10395.6	-53.05	5.3	11.95	Horizontal	-46.40	-13.00	33.40	180
7	12128.2	-53.65	5.5	13.55	Horizontal	-45.60	-13.00	32.60	270
8	13860.8	-53.15	6.3	13.75	Horizontal	-45.70	-13.00	32.70	315
9	15593.4	-53.75	6.7	13.85	Horizontal	-46.60	-13.00	33.60	135
10	17326.0	-50.35	6.8	14.25	Horizontal	-42.90	-13.00	29.90	180

Note: 1.The other Spurious RF Radiated emissions level is no more than noise floor.
 2. The worst emission was found in the antenna is Horizontal position.

LTE Band 4 QPSK 1.4MHz CH-Middle, RB 1

Harmonic	Frequency (MHz)	SG (dBm)	Cable Loss (dB)	Gain (dBi)	Antenna Polarization	EIRP Level (dBm)	Limit (dBm)	Margin (dB)	Azimuth (deg)
2	3464.3	-55.45	2.6	10.75	Horizontal	-47.30	-13.00	34.30	270
3	5197.5	-55.04	2.4	11.05	Horizontal	-46.39	-13.00	33.39	225
4	6930.0	-54.23	4.5	11.15	Horizontal	-47.58	-13.00	34.58	135
5	8662.5	-56.45	5.1	11.35	Horizontal	-50.20	-13.00	37.20	45
6	10395.0	-54.61	5.3	11.95	Horizontal	-47.96	-13.00	34.96	270
7	12127.5	-55.23	5.5	13.55	Horizontal	-47.18	-13.00	34.18	180
8	13860.0	-51.93	6.3	13.75	Horizontal	-44.48	-13.00	31.48	135
9	15592.5	-52.15	6.7	13.85	Horizontal	-45.00	-13.00	32.00	45
10	17325.0	-50.25	6.8	14.25	Horizontal	-42.80	-13.00	29.80	315

Note: 1.The other Spurious RF Radiated emissions level is no more than noise floor.
 2. The worst emission was found in the antenna is Horizontal position.



LTE Band 4 QPSK 5MHz CH-Middle, RB 1

Harmonic	Frequency (MHz)	SG (dBm)	Cable Loss (dB)	Gain (dBi)	Antenna Polarization	EIRP Level (dBm)	Limit (dBm)	Margin (dB)	Azimuth (deg)
2	3460.5	-55.95	2.6	10.75	Horizontal	-47.80	-13.00	34.80	135
3	5191.5	-55.65	2.4	11.05	Horizontal	-47.00	-13.00	34.00	90
4	6930.0	-54.25	4.5	11.15	Horizontal	-47.60	-13.00	34.60	225
5	8662.5	-57.20	5.1	11.35	Horizontal	-50.95	-13.00	37.95	270
6	10395.0	-54.85	5.3	11.95	Horizontal	-48.20	-13.00	35.20	180
7	12127.5	-54.35	5.5	13.55	Horizontal	-46.30	-13.00	33.30	45
8	13860.0	-50.65	6.3	13.75	Horizontal	-43.20	-13.00	30.20	90
9	15592.5	-53.65	6.7	13.85	Horizontal	-46.50	-13.00	33.50	315
10	17325.0	-49.55	6.8	14.25	Horizontal	-42.10	-13.00	29.10	135

Note: 1.The other Spurious RF Radiated emissions level is no more than noise floor.
2. The worst emission was found in the antenna is Horizontal position.

LTE Band 4 QPSK 20MHz CH-Middle, RB 1

Harmonic	Frequency (MHz)	SG (dBm)	Cable Loss (dB)	Gain (dBi)	Antenna Polarization	EIRP Level (dBm)	Limit (dBm)	Margin (dB)	Azimuth (deg)
2	3465.0	-57.95	2.6	10.75	Horizontal	-49.80	-13.00	36.80	225
3	5170.9	-57.05	2.4	11.05	Horizontal	-48.40	-13.00	35.40	70
4	6930.0	-57.15	4.5	11.15	Horizontal	-50.50	-13.00	37.50	315
5	8662.5	-56.21	5.1	11.35	Horizontal	-49.96	-13.00	36.96	225
6	10395.0	-53.55	5.3	11.95	Horizontal	-46.90	-13.00	33.90	90
7	12127.5	-53.95	5.5	13.55	Horizontal	-45.90	-13.00	32.90	180
8	13860.0	-51.01	6.3	13.75	Horizontal	-43.56	-13.00	30.56	225
9	15592.5	-53.55	6.7	13.85	Horizontal	-46.40	-13.00	33.40	270
10	17325.0	-51.05	6.8	14.25	Horizontal	-43.60	-13.00	30.60	135

Note: 1.The other Spurious RF Radiated emissions level is no more than noise floor.
2. The worst emission was found in the antenna is Horizontal position.



LTE Band 7 QPSK 5MHz CH-Middle, RB 1

Harmonic	Frequency (MHz)	SG (dBm)	Cable Loss (dB)	Gain (dBi)	Antenna Polarization	EIRP Level (dBm)	Limit (dBm)	Margin (dB)	Azimuth (deg)
2	5065.8	-53.02	2.00	9.15	Horizontal	-45.87	-25.00	20.87	90
3	7598.6	-56.31	2.50	11.35	Horizontal	-47.46	-25.00	22.46	135
4	10130.6	-52.45	4.20	12.05	Horizontal	-44.60	-25.00	19.60	45
5	12675.0	-53.45	5.20	12.85	Horizontal	-45.80	-25.00	20.80	0
6	15210.0	-54.23	5.50	14.23	Horizontal	-45.50	-25.00	20.50	180
7	17745.0	-51.65	5.70	14.15	Horizontal	-43.20	-25.00	18.20	225
8	20280.0	--	--	--	--	--	--	--	--
9	22815.0	--	--	--	--	--	--	--	--
10	25350.0	--	--	--	--	--	--	--	--

Note: 1.The other Spurious RF Radiated emissions level is no more than noise floor.
2. The worst emission was found in the antenna is Horizontal position.

LTE Band 7 QPSK 20MHz CH-Middle, RB 1

Harmonic	Frequency (MHz)	SG (dBm)	Cable Loss (dB)	Gain (dBi)	Antenna Polarization	EIRP Level (dBm)	Limit (dBm)	Margin (dB)	Azimuth (deg)
2	5052.4	-56.74	2.00	10.15	Horizontal	-48.59	-25.00	23.59	135
3	7605.0	-52.40	2.50	11.35	Horizontal	-43.55	-25.00	18.55	270
4	10140.0	-47.98	4.20	12.05	Horizontal	-40.13	-25.00	15.13	180
5	12675.0	-55.45	5.20	14.85	Horizontal	-45.80	-25.00	20.80	45
6	15210.0	-50.83	5.50	13.23	Horizontal	-43.10	-25.00	18.10	90
7	17745.0	-50.35	5.70	12.15	Horizontal	-43.90	-25.00	18.90	315
8	20280.0	--	--	--	--	--	--	--	--
9	22815.0	--	--	--	--	--	--	--	--
10	25350.0	--	--	--	--	--	--	--	--

Note: 1.The other Spurious RF Radiated emissions level is no more than noise floor.
2. The worst emission was found in the antenna is Horizontal position.



6 Main Test Instruments

Name	Manufacturer	Type	Serial Number	Calibration Date	Expiration Date
Base Station Simulator	R&S	CMW500	113824	2019-05-19	2020-05-18
Power Splitter	Hua Xiang	SHX-GF2-2-13	10120101	/	/
Spectrum Analyzer	Key sight	N9010A	MY50210259	2019-05-19	2020-05-18
Signal Analyzer	R&S	FSV30	100815	2018-12-16	2019-12-15
Loop Antenna	SCHWARZBECK	FMZB1519	1519-047	2019-09-26	2021-09-25
Trilog Antenna	SCHWARZBECK	VUBL 9163	9163-201	2017-11-18	2019-11-17
Horn Antenna	R&S	HF907	100126	2018-07-07	2020-07-06
Horn Antenna	ETS-Lindgren	3160-09	00102643	2018-06-20	2020-06-19
Signal generator	R&S	SMB 100A	102594	2019-05-19	2020-05-18
Climatic Chamber	ESPEC	SU-242	93000506	2017-12-17	2020-12-16
Preamplifier	R&S	SCU18	102327	2019-05-19	2020-05-18
MOB COMMS DC SUPPLY	Keysight	66319D	MY43004105	2019-05-19	2020-05-18
RF Cable	Agilent	SMA 15cm	0001	2019-09-14	2019-12-13
Software	R&S	EMC32	9.26.0	/	/

*****END OF REPORT *****



ANNEX A: The EUT Appearance

The EUT Appearance are submitted separately.



ANNEX B: Test Setup Photos

The Test Setup Photos are submitted separately.



ANNEX C: Verify data

The Verify data are submitted separately.



ANNEX D: Product Change Description

The Product Change Description are submitted separately.