

LTE Band 4\_20MHz\_16QAM\_20175\_1RB#0\_Range1:0.009~0.15MHz\_-62.8\_PASS



LTE Band 4\_20MHz\_16QAM\_20175\_1RB#0\_Range2:0.15~30MHz\_-58.91\_PASS



LTE Band 4\_20MHz\_16QAM\_20175\_1RB#0\_Range3:30~1000MHz\_-47.35\_PASS



LTE Band 4\_20MHz\_16QAM\_20175\_1RB#0\_Range4:1000~5000MHz\_-53.74\_PASS



LTE Band 4\_20MHz\_16QAM\_20175\_1RB#0\_Range5:5000~12000MHz\_-65.81\_PASS



LTE Band 4\_20MHz\_16QAM\_20175\_1RB#0\_Range6:12000~18000MHz\_-55.4\_PASS



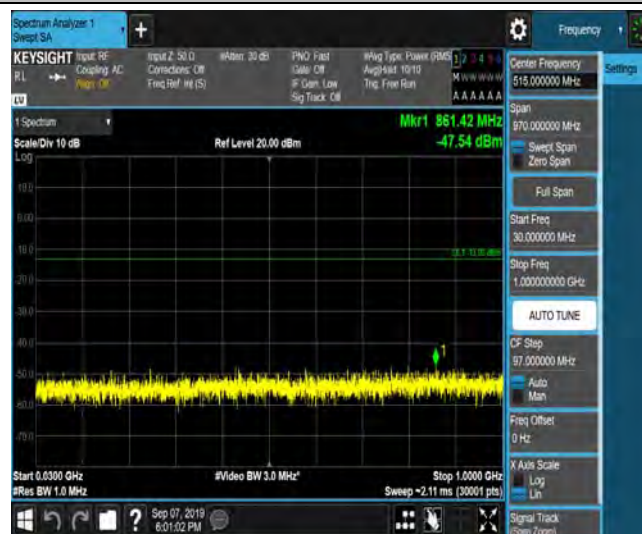
LTE Band 4\_20MHz\_QPSK\_20300\_1RB#0\_Range1:0.009~0.15MHz\_-64.23\_PASS



LTE Band 4\_20MHz\_QPSK\_20300\_1RB#0\_Range2:0.15~30MHz\_-60.21\_PASS



LTE Band 4\_20MHz\_QPSK\_20300\_1RB#0\_Range3:30~1000MHz\_-47.54\_PASS





LTE Band 4\_20MHz\_QPSK\_20300\_1RB#0\_Range4:1000~5000MHz\_-54.15\_PASS



LTE Band 4\_20MHz\_QPSK\_20300\_1RB#0\_Range5:5000~12000MHz\_-65.7\_PASS



LTE Band 4\_20MHz\_QPSK\_20300\_1RB#0\_Range6:12000~18000MHz\_-55.53\_PASS



LTE Band 4\_20MHz\_16QAM\_20300\_1RB#0\_Range1:0.009~0.15MHz\_-63.95\_PASS



LTE Band 4\_20MHz\_16QAM\_20300\_1RB#0\_Range2:0.15~30MHz\_-59.28\_PASS



LTE Band 4\_20MHz\_16QAM\_20300\_1RB#0\_Range3:30~1000MHz\_-47.09\_PASS



LTE Band 4\_20MHz\_16QAM\_20300\_1RB#0\_Range4:1000~5000MHz\_-54.38\_PASS



LTE Band 4\_20MHz\_16QAM\_20300\_1RB#0\_Range5:5000~12000MHz\_-65.31\_PASS

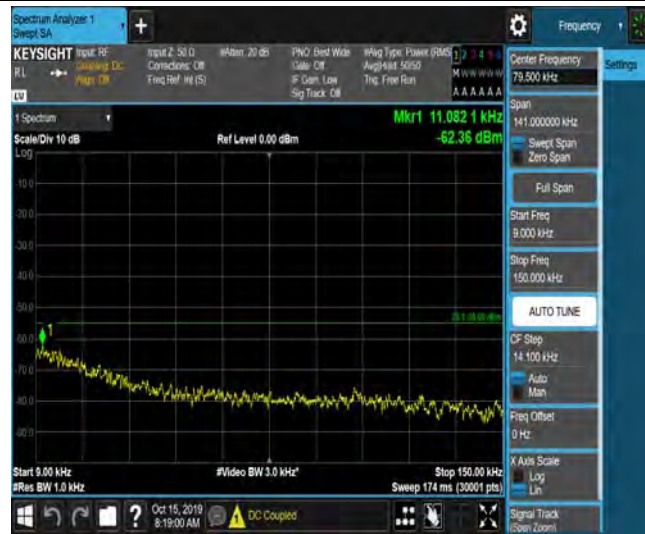


LTE Band 4\_20MHz\_16QAM\_20300\_1RB#0\_Range6:12000~18000MHz\_-55.55\_PASS





LTE Band 7\_5MHz\_QPSK\_20775\_1RB#0\_Range1:0.009~0.15MHz\_-62.36\_PASS



LTE Band 7\_5MHz\_QPSK\_20775\_1RB#0\_Range2:0.15~30MHz\_-59.46\_PASS



LTE Band 7\_5MHz\_QPSK\_20775\_1RB#0\_Range3:30~1000MHz\_-46.28\_PASS



LTE Band 7\_5MHz\_QPSK\_20775\_1RB#0\_Range4:1000~5000MHz\_-54.21\_PASS



LTE Band 7\_5MHz\_QPSK\_20775\_1RB#0\_Range5:5000~12000MHz\_-65.7\_PASS



LTE Band 7\_5MHz\_QPSK\_20775\_1RB#0\_Range6:12000~26000MHz\_-48.37\_PASS





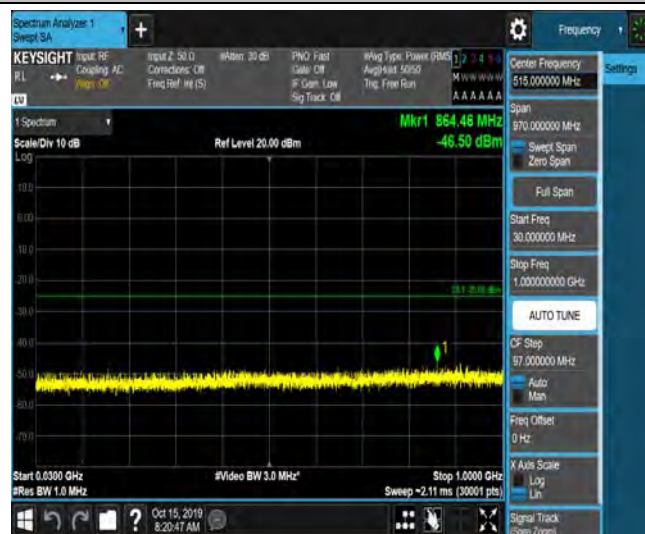
LTE Band 7\_5MHz\_16QAM\_20775\_1RB#0\_Range1:0.009~0.15MHz\_-62.69\_PASS



LTE Band 7\_5MHz\_16QAM\_20775\_1RB#0\_Range2:0.15~30MHz\_-57.86\_PASS



LTE Band 7 5MHz\_16QAM\_20775\_1RB#0\_Range3:30~1000MHz\_-46.5\_PASS



LTE Band 7\_5MHz\_16QAM\_20775\_1RB#0\_Range4:1000~5000MHz\_-54.42\_PASS



LTE Band 7\_5MHz\_16QAM\_20775\_1RB#0\_Range5:5000~12000MHz\_-65.78\_PASS



LTE Band 7\_5MHz\_16QAM\_20775\_1RB#0\_Range6:12000~26000MHz\_-48.27\_PASS



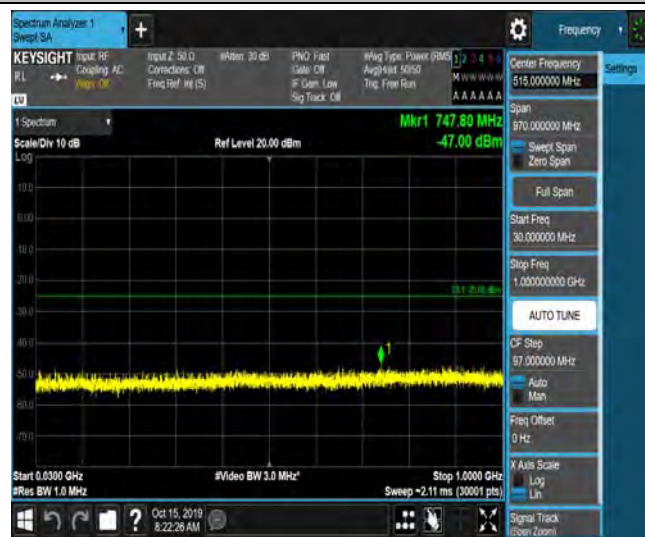
LTE Band 7\_5MHz\_QPSK\_21100\_1RB#0\_Range1:0.009~0.15MHz\_-62.65\_PASS



LTE Band 7\_5MHz\_QPSK\_21100\_1RB#0\_Range2:0.15~30MHz\_-58.79\_PASS



LTE Band 7\_5MHz\_QPSK\_21100\_1RB#0\_Range3:30~1000MHz\_-47\_PASS





LTE Band 7\_5MHz\_QPSK\_21100\_1RB#0\_Range4:1000~5000MHz\_-54.35\_PASS



LTE Band 7\_5MHz\_QPSK\_21100\_1RB#0\_Range5:5000~12000MHz\_-63.37\_PASS



LTE Band 7\_5MHz\_QPSK\_21100\_1RB#0\_Range6:12000~26000MHz\_-48.22\_PASS



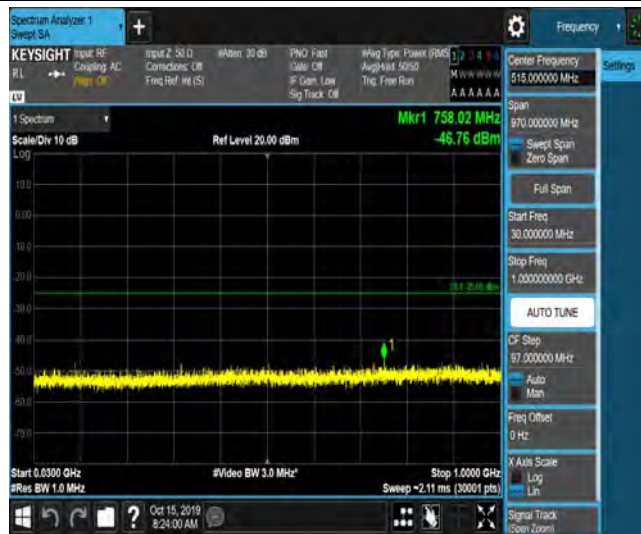
LTE Band 7\_5MHz\_16QAM\_21100\_1RB#0\_Range1:0.009~0.15MHz\_-61.95\_PASS



LTE Band 7\_5MHz\_16QAM\_21100\_1RB#0\_Range2:0.15~30MHz\_-58.37\_PASS



LTE Band 7\_5MHz\_16QAM\_21100\_1RB#0\_Range3:30~1000MHz\_-46.76\_PASS



LTE Band 7\_5MHz\_16QAM\_21100\_1RB#0\_Range4:1000~5000MHz\_-54.2\_PASS



LTE Band 7\_5MHz\_16QAM\_21100\_1RB#0\_Range5:5000~12000MHz\_-64.11\_PASS



LTE Band 7\_5MHz\_16QAM\_21100\_1RB#0\_Range6:12000~26000MHz\_-48.20\_PASS





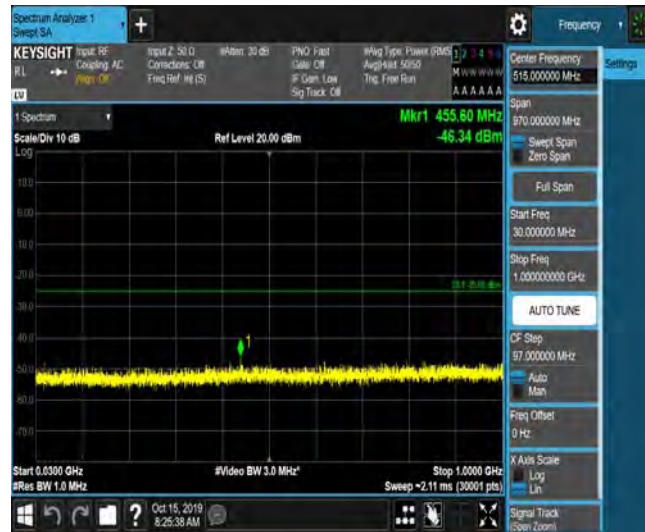
LTE Band 7\_5MHz\_QPSK\_21425\_1RB#0\_Range1:0.009~0.15MHz\_-63.14\_PASS



LTE Band 7\_5MHz\_QPSK\_21425\_1RB#0\_Range2:0.15~30MHz\_-58.13\_PASS



LTE Band 7\_5MHz\_QPSK\_21425\_1RB#0\_Range3:30~1000MHz\_-46.34\_PASS



LTE Band 7\_5MHz\_QPSK\_21425\_1RB#0\_Range4:1000~5000MHz\_-54.25\_PASS



LTE Band 7\_5MHz\_QPSK\_21425\_1RB#0\_Range5:5000~12000MHz\_-64.16\_PASS



LTE Band 7\_5MHz\_QPSK\_21425\_1RB#0\_Range6:12000~26000MHz\_-48.12\_PASS



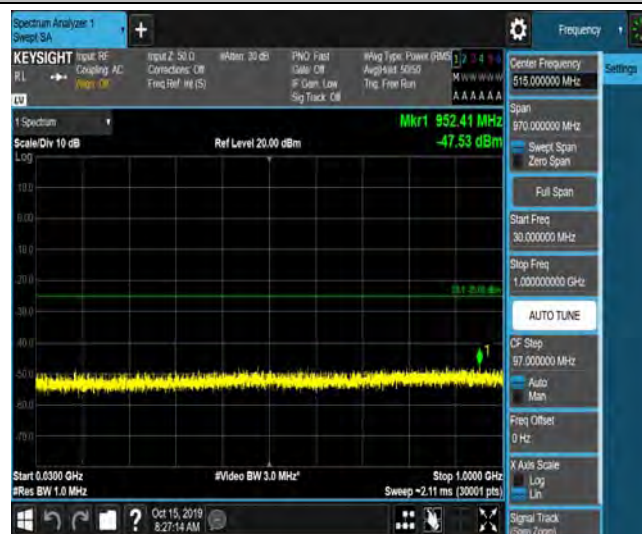
LTE Band 7\_5MHz\_16QAM\_21425\_1RB#0\_Range1:0.009~0.15MHz\_-63.58\_PASS



LTE Band 7\_5MHz\_16QAM\_21425\_1RB#0\_Range2:0.15~30MHz\_-58.39\_PASS



LTE Band 7\_5MHz\_16QAM\_21425\_1RB#0\_Range3:30~1000MHz\_-47.53\_PASS





LTE Band 7\_5MHz\_16QAM\_21425\_1RB#0\_Range4:1000~5000MHz\_-54.41\_PASS



LTE Band 7\_5MHz\_16QAM\_21425\_1RB#0\_Range5:5000~12000MHz\_-64.71\_PASS



LTE Band 7\_5MHz\_16QAM\_21425\_1RB#0\_Range6:12000~26000MHz\_-48.11\_PASS



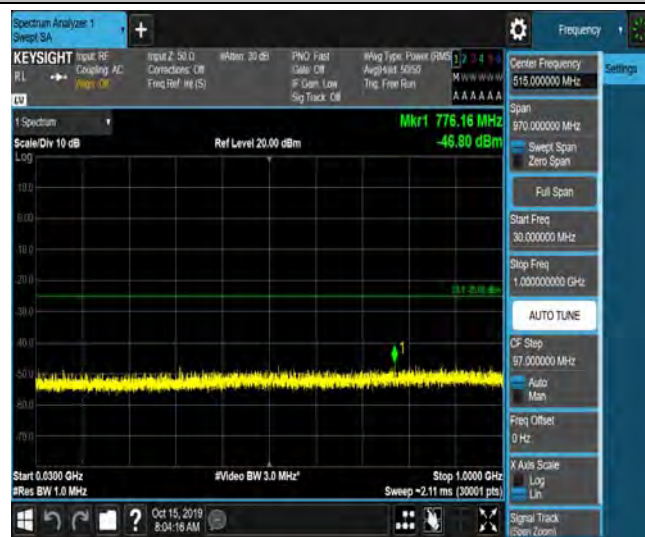
LTE Band 7\_10MHz\_QPSK\_20800\_1RB#0\_Range1:0.009~0.15MHz\_-62.9\_PASS



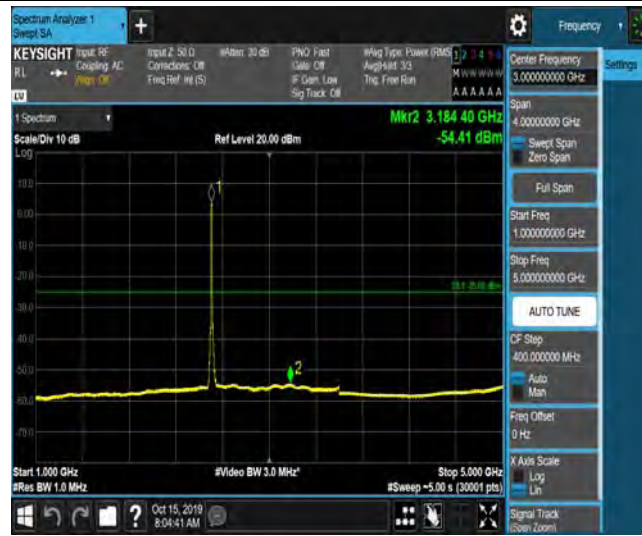
LTE Band 7\_10MHz\_QPSK\_20800\_1RB#0\_Range2:0.15~30MHz\_-58.86\_PASS



LTE Band 7\_10MHz\_QPSK\_20800\_1RB#0\_Range3:30~1000MHz\_-46.8\_PASS



LTE Band 7\_10MHz\_QPSK\_20800\_1RB#0\_Range4:1000~5000MHz\_-54.41\_PASS



LTE Band 7\_10MHz\_QPSK\_20800\_1RB#0\_Range5:5000~12000MHz\_-65.84\_PASS



LTE Band 7\_10MHz\_QPSK\_20800\_1RB#0\_Range6:12000~26000MHz\_-48.84\_PASS





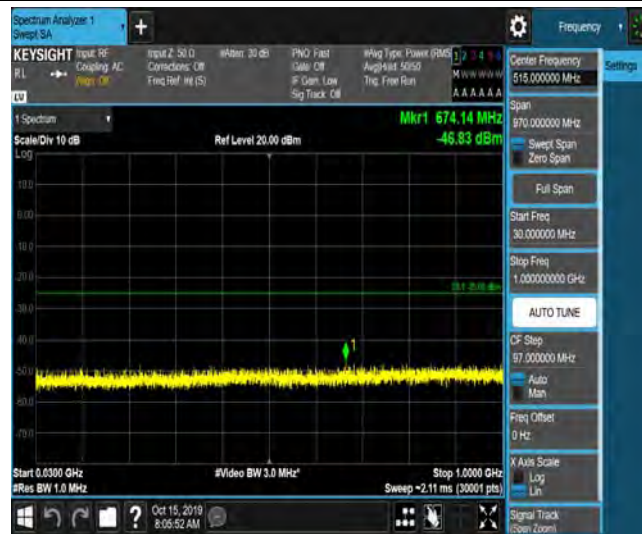
LTE Band 7\_10MHz\_16QAM\_20800\_1RB#0\_Range1:0.009~0.15MHz\_-60.78\_PASS



LTE Band 7\_10MHz\_16QAM\_20800\_1RB#0\_Range2:0.15~30MHz\_-58.32\_PASS



LTE Band 7\_10MHz\_16QAM\_20800\_1RB#0\_Range3:30~1000MHz\_-46.83\_PASS



LTE Band 7\_10MHz\_16QAM\_20800\_1RB#0\_Range4:1000~5000MHz\_-54.42\_PASS



LTE Band 7\_10MHz\_16QAM\_20800\_1RB#0\_Range5:5000~12000MHz\_-65.8\_PASS



LTE Band 7\_10MHz\_16QAM\_20800\_1RB#0\_Range6:12000~26000MHz\_-48.80\_PASS



LTE Band 7\_10MHz\_QPSK\_21100\_1RB#0\_Range1:0.009~0.15MHz\_-61.67\_PASS



LTE Band 7\_10MHz\_QPSK\_21100\_1RB#0\_Range2:0.15~30MHz\_-58.48\_PASS



LTE Band 7\_10MHz\_QPSK\_21100\_1RB#0\_Range3:30~1000MHz\_-47.1\_PASS





LTE Band 7\_10MHz\_QPSK\_21100\_1RB#0\_Range4:1000~5000MHz\_-54.44\_PASS



LTE Band 7\_10MHz\_QPSK\_21100\_1RB#0\_Range5:5000~12000MHz\_-62.22\_PASS



LTE Band 7\_10MHz\_QPSK\_21100\_1RB#0\_Range6:12000~26000MHz\_-48.74\_PASS



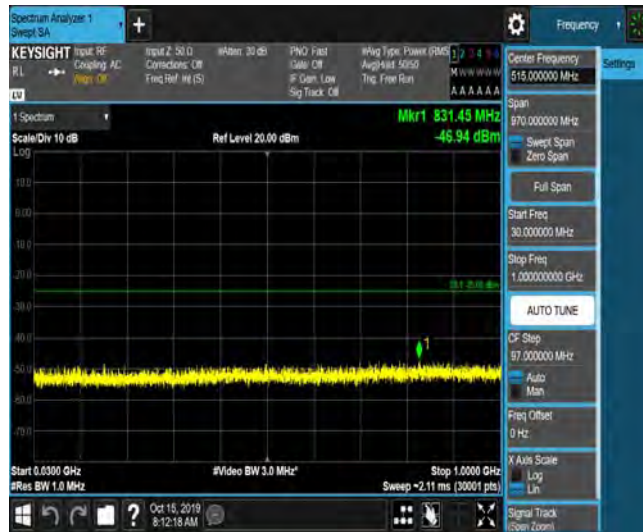
LTE Band 7\_10MHz\_16QAM\_21100\_1RB#0\_Range1:0.009~0.15MHz\_-63.49\_PASS



LTE Band 7\_10MHz\_16QAM\_21100\_1RB#0\_Range2:0.15~30MHz\_-58.62\_PASS



LTE Band 7\_10MHz\_16QAM\_21100\_1RB#0\_Range3:30~1000MHz\_-46.94\_PASS



LTE Band 7\_10MHz\_16QAM\_21100\_1RB#0\_Range4:1000~5000MHz\_-54.33\_PASS



LTE Band 7\_10MHz\_16QAM\_21100\_1RB#0\_Range5:5000~12000MHz\_-62.91\_PASS



LTE Band 7\_10MHz\_16QAM\_21100\_1RB#0\_Range6:12000~26000MHz\_-48.82\_PASS





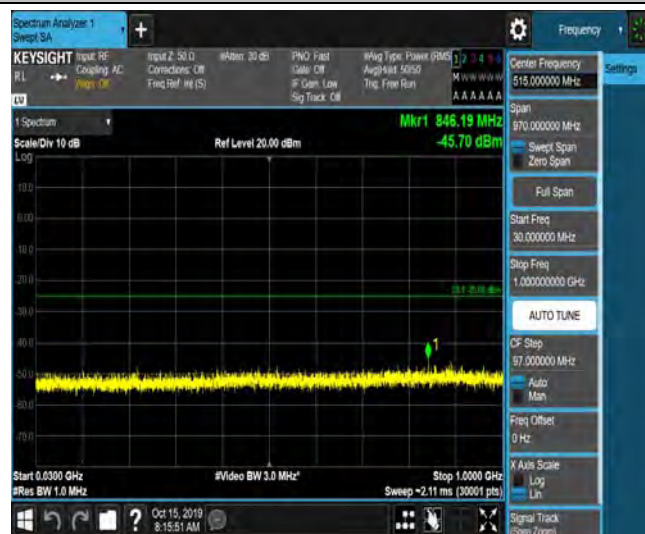
LTE Band 7\_10MHz\_QPSK\_21400\_1RB#0\_Range1:0.009~0.15MHz\_-62.14\_PASS



LTE Band 7\_10MHz\_QPSK\_21400\_1RB#0\_Range2:0.15~30MHz\_-58.4\_PASS



LTE Band 7\_10MHz\_QPSK\_21400\_1RB#0\_Range3:30~1000MHz\_-45.7\_PASS



LTE Band 7\_10MHz\_QPSK\_21400\_1RB#0\_Range4:1000~5000MHz\_-54.06\_PASS



LTE Band 7\_10MHz\_QPSK\_21400\_1RB#0\_Range5:5000~12000MHz\_-61.74\_PASS



LTE Band 7\_10MHz\_QPSK\_21400\_1RB#0\_Range6:12000~26000MHz\_-48.64\_PASS



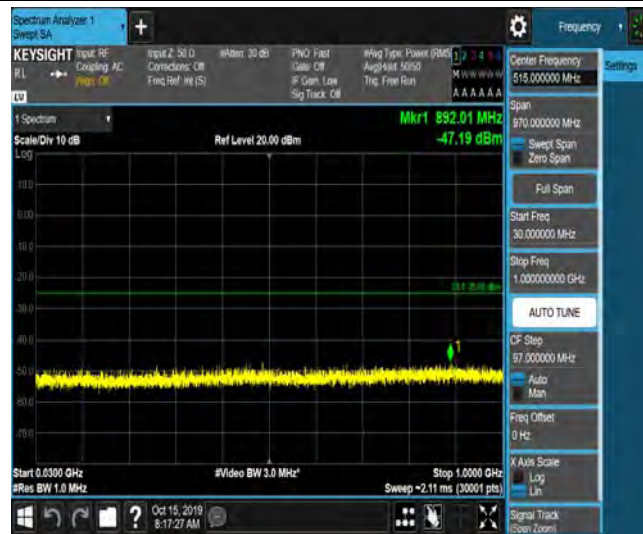
LTE Band 710MHz\_16QAM\_21400\_1RB#0\_Range1:0.009~0.15MHz\_-62.84\_PASS



LTE Band 7\_10MHz\_16QAM\_21400\_1RB#0\_Range2:0.15~30MHz\_-58.58\_PASS



LTE Band 7\_10MHz\_16QAM\_21400\_1RB#0\_Range3:30~1000MHz\_-47.19\_PASS





LTE Band 7\_10MHz\_16QAM\_21400\_1RB#0\_Range4:1000~5000MHz\_-54.41\_PASS



LTE Band 7\_10MHz\_16QAM\_21400\_1RB#0\_Range5:5000~12000MHz\_-61.84\_PASS



LTE Band 7\_10MHz\_16QAM\_21400\_1RB#0\_Range6:12000~26000MHz\_-48.51\_PASS



LTE Band 7\_15MHz\_QPSK\_20825\_1RB#0\_Range1:0.009~0.15MHz\_-61.01\_PASS



LTE Band 7\_15MHz\_QPSK\_20825\_1RB#0\_Range2:0.15~30MHz\_-58.11\_PASS



## LTE Band 7\_15MHz\_QPSK\_20825\_1RB#0\_Range3:30~1000MHz\_-47.49\_PASS



## LTE Band 7\_15MHz\_QPSK\_20825\_1RB#0\_Range4:1000~5000MHz\_-54.48\_PASS



## LTE Band 7\_15MHz\_QPSK\_20825\_1RB#0\_Range5:5000~12000MHz\_-65.36\_PASS





LTE Band 7\_15MHz\_QPSK\_20825\_1RB#0\_Range6:12000~26000MHz\_-48.59\_PASS



LTE Band 7\_15MHz\_16QAM\_20825\_1RB#0\_Range1:0.009~0.15MHz\_-62.73\_PASS



LTE Band 7\_15MHz\_16QAM\_20825\_1RB#0\_Range2:0.15~30MHz\_-58.2\_PASS



LTE Band 7\_15MHz\_16QAM\_20825\_1RB#0\_Range3:30~1000MHz\_-47.34\_PASS



LTE Band 7\_15MHz\_16QAM\_20825\_1RB#0\_Range4:1000~5000MHz\_-54.55\_PASS



LTE Band 7\_15MHz\_16QAM\_20825\_1RB#0\_Range5:5000~12000MHz\_-65.48\_PASS



LTE Band 7\_15MHz\_16QAM\_20825\_1RB#0\_Range6:12000~26000MHz\_-48.67\_PASS



LTE Band 7\_15MHz\_QPSK\_21100\_1RB#0\_Range1:0.009~0.15MHz\_-61.4\_PASS



LTE Band 7\_15MHz\_QPSK\_21100\_1RB#0\_Range2:0.15~30MHz\_-57.97\_PASS





LTE Band 7\_15MHz\_QPSK\_21100\_1RB#0\_Range3:30~1000MHz\_-46.91\_PASS



LTE Band 7\_15MHz\_QPSK\_21100\_1RB#0\_Range4:1000~5000MHz\_-54.54\_PASS



LTE Band 7\_15MHz\_QPSK\_21100\_1RB#0\_Range5:5000~12000MHz\_-61.84\_PASS



LTE Band 7\_15MHz\_QPSK\_21100\_1RB#0\_Range6:12000~26000MHz\_-48.44\_PASS

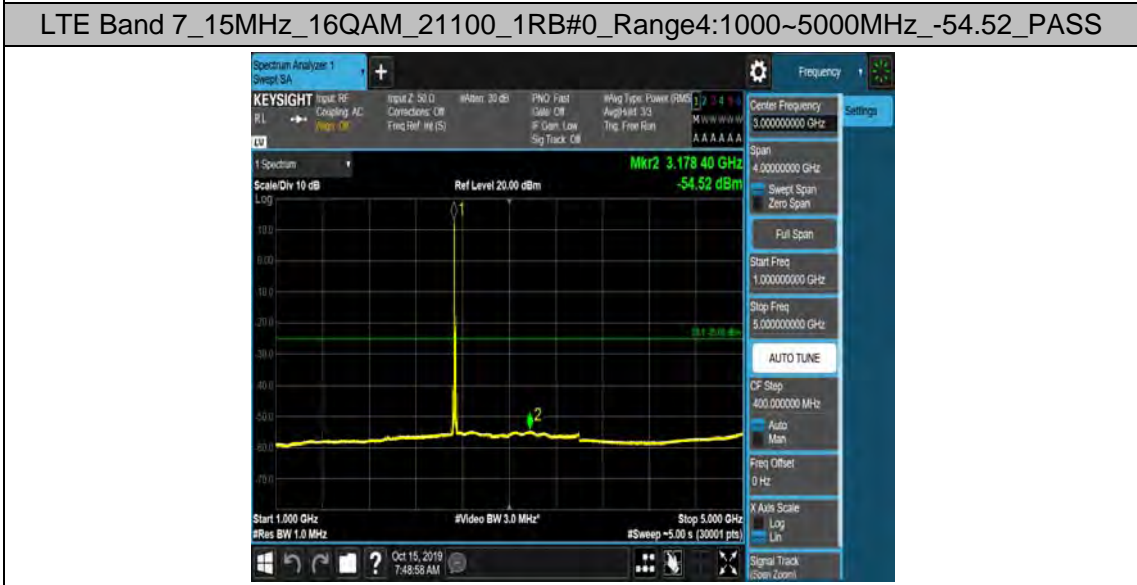
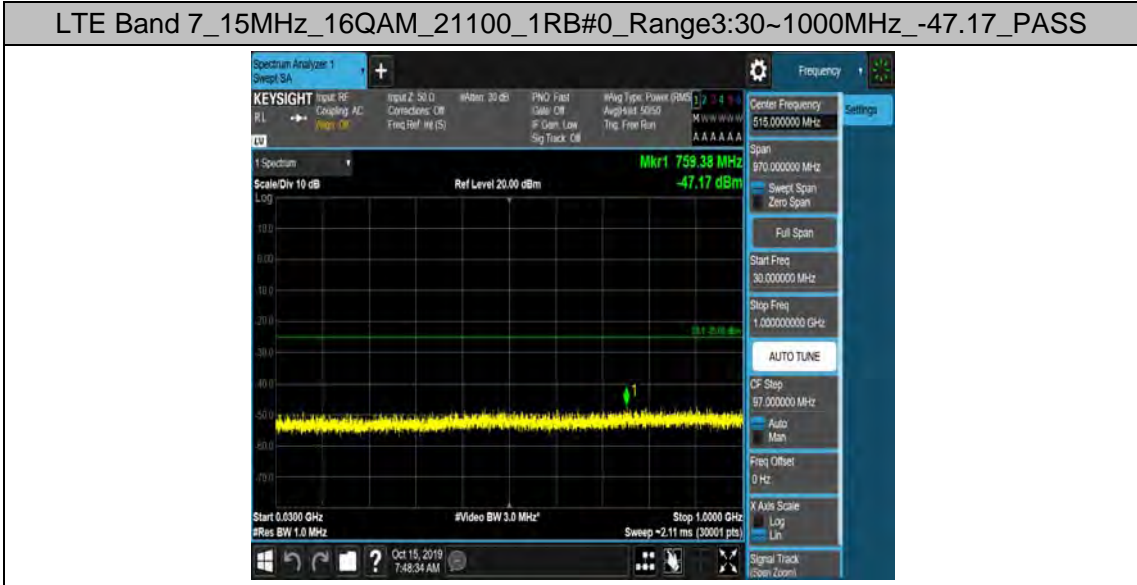


LTE Band 7\_15MHz\_16QAM\_21100\_1RB#0\_Range1:0.009~0.15MHz\_-60.9\_PASS



LTE Band 7\_15MHz\_16QAM\_21100\_1RB#0\_Range2:0.15~30MHz\_-58.85\_PASS







LTE Band 7\_15MHz\_16QAM\_21100\_1RB#0\_Range6:12000~26000MHz\_-48.52\_PASS



LTE Band 7\_15MHz\_QPSK\_21375\_1RB#0\_Range1:0.009~0.15MHz\_-62.24\_PASS



LTE Band 7\_15MHz\_QPSK\_21375\_1RB#0\_Range2:0.15~30MHz\_-58.16\_PASS



LTE Band 7\_15MHz\_QPSK\_21375\_1RB#0\_Range3:30~1000MHz\_-47.16\_PASS



LTE Band 7\_15MHz\_QPSK\_21375\_1RB#0\_Range4:1000~5000MHz\_-54.42\_PASS



LTE Band 7\_15MHz\_QPSK\_21375\_1RB#0\_Range5:5000~12000MHz\_-62.21\_PASS



LTE Band 7\_15MHz\_QPSK\_21375\_1RB#0\_Range6:12000~26000MHz\_-48.56\_PASS



LTE Band 7\_15MHz\_16QAM\_21375\_1RB#0\_Range1:0.009~0.15MHz\_-62.77\_PASS



LTE Band 7\_15MHz\_16QAM\_21375\_1RB#0\_Range2:0.15~30MHz\_-59.18\_PASS





LTE Band 7\_15MHz\_16QAM\_21375\_1RB#0\_Range3:30~1000MHz\_-46.02\_PASS



LTE Band 7\_15MHz\_16QAM\_21375\_1RB#0\_Range4:1000~5000MHz\_-54.47\_PASS



LTE Band 7\_15MHz\_16QAM\_21375\_1RB#0\_Range5:5000~12000MHz\_-62.8\_PASS



## LTE Band 7\_15MHz\_16QAM\_21375\_1RB#0\_Range6:12000~26000MHz\_-48.33\_PASS



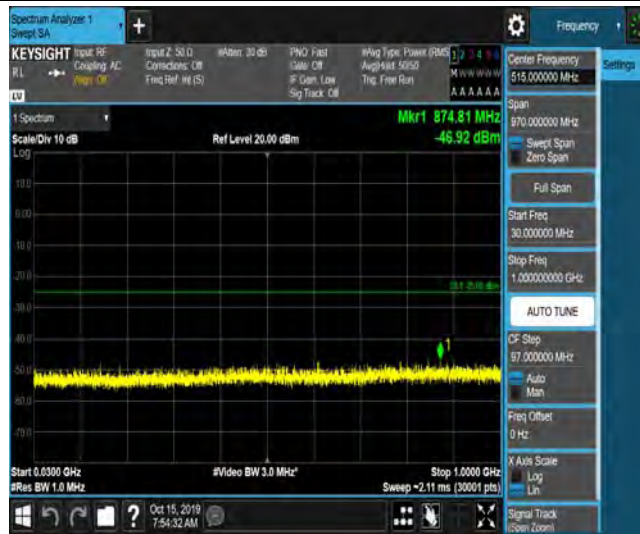
## LTE Band 7\_20MHz\_QPSK\_20850\_1RB#0\_Range1:0.009~0.15MHz\_-63.22\_PASS



## LTE Band 7\_20MHz\_QPSK\_20850\_1RB#0\_Range2:0.15~30MHz\_-59.95\_PASS



LTE Band 7\_20MHz\_QPSK\_20850\_1RB#0\_Range3:30~1000MHz\_-46.92\_PASS



LTE Band 7\_20MHz\_QPSK\_20850\_1RB#0\_Range4:1000~5000MHz\_-54.45\_PASS



LTE Band 7\_20MHz\_QPSK\_20850\_1RB#0\_Range5:5000~12000MHz\_-65.97\_PASS





LTE Band 7\_20MHz\_QPSK\_20850\_1RB#0\_Range6:12000~26000MHz\_-48.20\_PASS



LTE Band 7\_20MHz\_16QAM\_20850\_1RB#0\_Range1:0.009~0.15MHz\_-62.99\_PASS



LTE Band 7\_20MHz\_16QAM\_20850\_1RB#0\_Range2:0.15~30MHz\_-58.64\_PASS



LTE Band 7\_20MHz\_16QAM\_20850\_1RB#0\_Range3:30~1000MHz\_-44.78\_PASS



LTE Band 7\_20MHz\_16QAM\_20850\_1RB#0\_Range4:1000~5000MHz\_-54.4\_PASS



LTE Band 7\_20MHz\_16QAM\_20850\_1RB#0\_Range5:5000~12000MHz\_-65.94\_PASS



LTE Band 7\_20MHz\_16QAM\_20850\_1RB#0\_Range6:12000~26000MHz\_-48.15\_PASS



LTE Band 7\_20MHz\_QPSK\_21100\_1RB#0\_Range1:0.009~0.15MHz\_-62.24\_PASS



LTE Band 7\_20MHz\_QPSK\_21100\_1RB#0\_Range2:0.15~30MHz\_-56.26\_PASS





LTE Band 7\_20MHz\_QPSK\_21100\_1RB#0\_Range3:30~1000MHz\_-46.37\_PASS



LTE Band 7\_20MHz\_QPSK\_21100\_1RB#0\_Range4:1000~5000MHz\_-54.37\_PASS



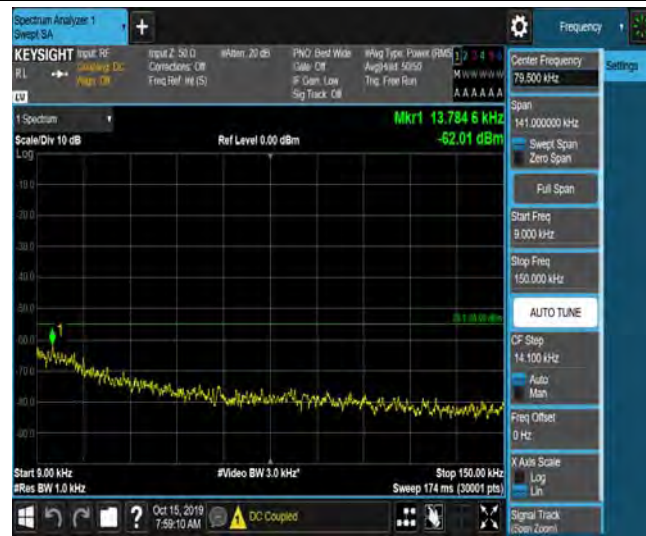
LTE Band 7\_20MHz\_QPSK\_21100\_1RB#0\_Range5:5000~12000MHz\_-61.75\_PASS



LTE Band 7\_20MHz\_QPSK\_21100\_1RB#0\_Range6:12000~26000MHz\_-48.80\_PASS



LTE Band 7\_20MHz\_16QAM\_21100\_1RB#0\_Range1:0.009~0.15MHz\_-62.01\_PASS



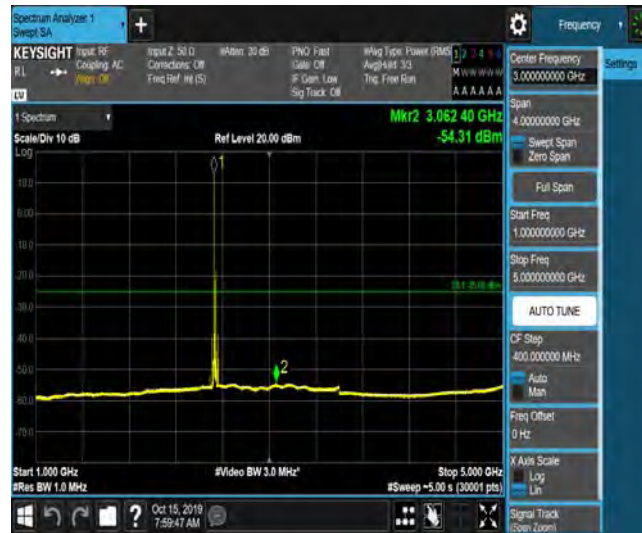
LTE Band 7\_20MHz\_16QAM\_21100\_1RB#0\_Range2:0.15~30MHz\_-58.49\_PASS



LTE Band 7\_20MHz\_16QAM\_21100\_1RB#0\_Range3:30~1000MHz\_-46.28\_PASS



LTE Band 7\_20MHz\_16QAM\_21100\_1RB#0\_Range4:1000~5000MHz\_-54.31\_PASS



LTE Band 7\_20MHz\_16QAM\_21100\_1RB#0\_Range5:5000~12000MHz\_-62.37\_PASS





LTE Band 7\_20MHz\_16QAM\_21100\_1RB#0\_Range6:12000~26000MHz\_-48.84\_PASS



LTE Band 7\_20MHz\_QPSK\_21350\_1RB#0\_Range1:0.009~0.15MHz\_-64.24\_PASS



LTE Band 7\_20MHz\_QPSK\_21350\_1RB#0\_Range2:0.15~30MHz\_-57.68\_PASS



LTE Band 7\_20MHz\_QPSK\_21350\_1RB#0\_Range3:30~1000MHz\_-46.61\_PASS



LTE Band 7\_20MHz\_QPSK\_21350\_1RB#0\_Range4:1000~5000MHz\_-54.54\_PASS



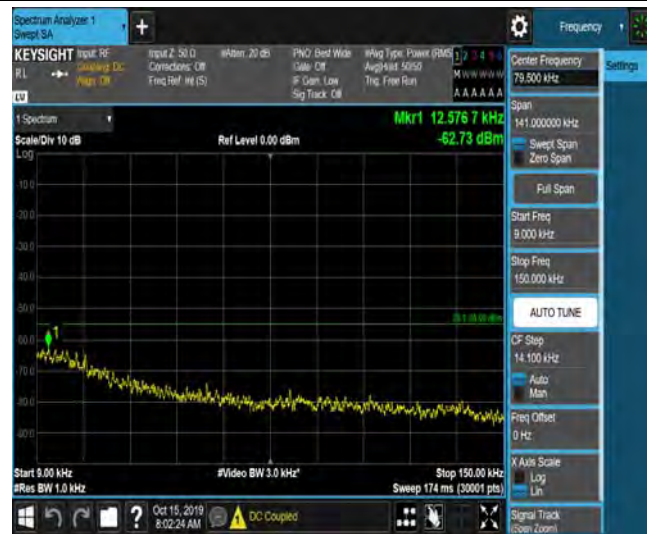
LTE Band 7\_20MHz\_QPSK\_21350\_1RB#0\_Range5:5000~12000MHz\_-64.19\_PASS



LTE Band 7\_20MHz\_QPSK\_21350\_1RB#0\_Range6:12000~26000MHz\_-48.89\_PASS



LTE Band 7\_20MHz\_16QAM\_21350\_1RB#0\_Range1:0.009~0.15MHz\_-62.73\_PASS



LTE Band 7\_20MHz\_16QAM\_21350\_1RB#0\_Range2:0.15~30MHz\_-59.08\_PASS





LTE Band 7\_20MHz\_16QAM\_21350\_1RB#0\_Range3:30~1000MHz\_-47.32\_PASS



LTE Band 7\_20MHz\_16QAM\_21350\_1RB#0\_Range4:1000~5000MHz\_-54.42\_PASS



LTE Band 7\_20MHz\_16QAM\_21350\_1RB#0\_Range5:5000~12000MHz\_-64.35\_PASS





LTE Band 7\_20MHz\_16QAM\_21350\_1RB#0\_Range6:12000~26000MHz\_-48.73\_PASS



## 5.8 Radiates Spurious Emission

### Ambient condition

Temperature	Relative humidity	Pressure
23°C ~25°C	45%~50%	101.5kPa

### Method of Measurement

- The testing follows FCC KDB 971168 D01 v03r01 Section 5.8 and ANSI C63.26 (2015).
- Below 1GHz: The EUT is placed on a turntable 0.8 meters above the ground in the chamber, 3 meter away from the antenna. The maximal emission value is acquired by adjusting the antenna height, polarisation and turntable azimuth. Normally, the height range of antenna is 1 m to 4 m, the azimuth range of turntable is 0° to 360°, and the receive antenna has two polarizations Vertical (V) and Horizontal (H). Above 1GHz: (Note: the FCC's permission to use 1.5m as an alternative per TCBC Conf call of Dec. 2, 2014.) The EUT is placed on a turntable 1.5 meters above the ground in the chamber, 3 meter away from the antenna. The maximal emission value is acquired by adjusting the antenna height, polarisation and turntable azimuth. Normally, the height range of antenna is 1 m to 4 m, the azimuth range of turntable is 0° to 360°, and the receive antenna has two polarizations Vertical (V) and Horizontal (H).
- A loop antenna, A log-periodic antenna or horn antenna shall be substituted in place of the EUT. The log-periodic antenna will be driven by a signal generator and the level will be adjusted till the same power value on the spectrum analyzer or receiver. The level of the spurious emissions can be calculated through the level of the signal generator, cable loss, the gain of the substitution antenna and the reading of the spectrum analyzer or receiver.
- The EUT is then put into continuously transmitting mode at its maximum power level during the test. Set Test Receiver or Spectrum RBW=200Hz,VBW=600Hz for 9kHz150kHz , RBW=10kHz, VBW=30kHz 150kHz-30MHz ,RBW=100kHz,VBW=300kHz for 30MHz to 1GHz and RBW=1MHz, VBW=3MHz for above 1GHz And the maximum value of the receiver should be recorded as (Pr).
- The EUT shall be replaced by a substitution antenna. In the chamber, an substitution antenna for the frequency band of interest is placed at the reference point of the chamber. An RF Signal source for the frequency band of interest is connected to the substitution antenna with a cable that has been constructed to not interfere with the radiation pattern of the antenna. A power (PMea) is applied to the input of the substitution antenna, and adjust the level of the signal generator output until the value of the receiver reach the previously recorded (Pr). The power of signal source (PMea) is recorded. The test should be performed by rotating the test item and adjusting the receiving antenna polarization.
- A amplifier should be connected to the Signal Source output port. And the cable should be connect between the Amplifier and the Substitution Antenna. The cable loss (Pcl) ,the Substitution Antenna Gain (Ga) and the Amplifier Gain (PAg) should be recorded after test.
- The measurement results are obtained as described below:  
 $Power(EIRP)=PMea- PAg - Pcl + Ga$   
 The measurement results are amend as described below:  
 $Power(EIRP)=PMea- Pcl + Ga$
- This value is EIRP since the measurement is calibrated using an antenna of known gain (2.15 dBi) and known input power. ERP can be calculated from EIRP by subtracting the gain of the dipole, ERP

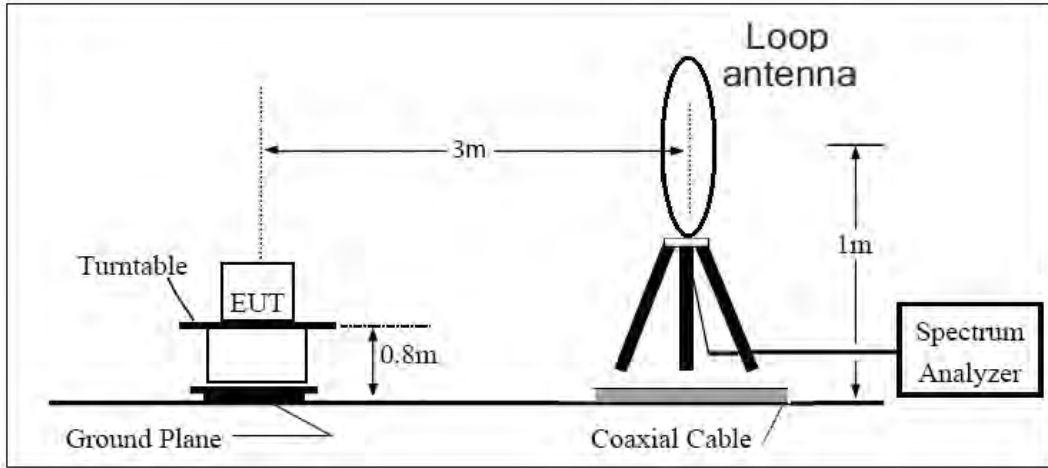


= EIRP-2.15dBi.

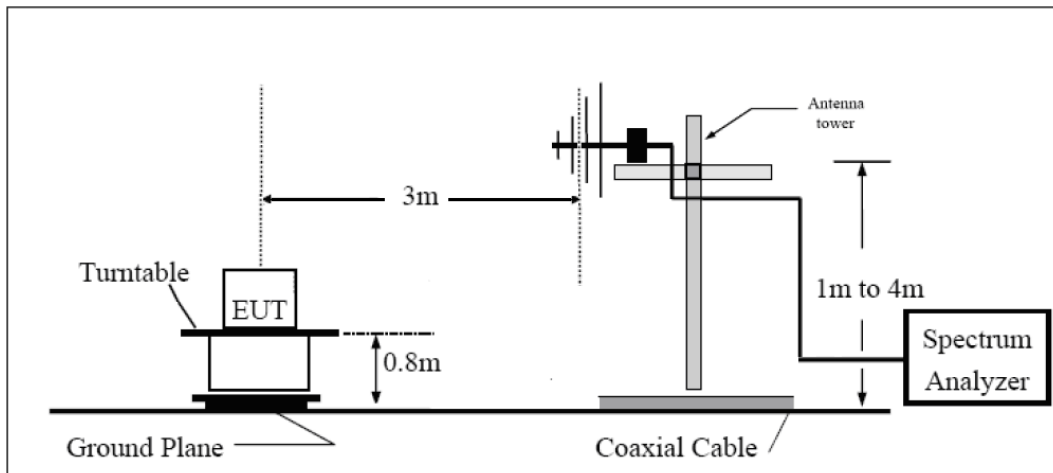
The modulation mode and RB allocation refer to section 5.1, using the maximum output power configuration.

**Test setup**

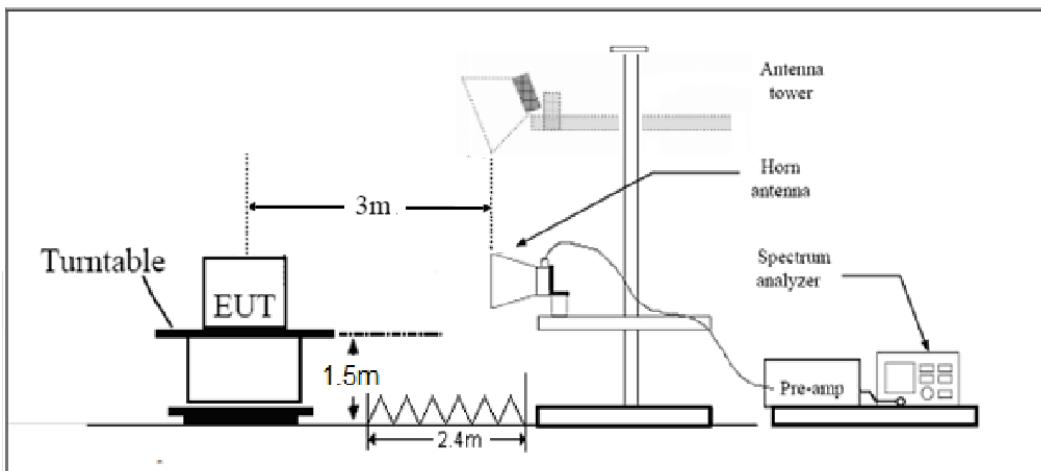
**9KHz ~ 30MHz**



**30MHz ~ 1GHz**



**Above 1GHz**



Note: Area side:2.4mX3.6m



## Limits

Rule Part 27.53(h) specifies that “for operations in the 1695-1710 MHz, 1710-1755 MHz, 1755-1780 MHz, 1915-1920 MHz, 1995-2000 MHz, 2000-2020 MHz, 2110-2155 MHz, 2155-2180 MHz, and 2180-2200 bands, the power of any emission outside a licensee's frequency block shall be attenuated below the transmitter power (P) in watts by at least  $43 + 10 \log_{10} (P)$  dB.”

of at least 30 kHz may be employed;

Rule Part 27.53(m)  $55 + 10 \log (P)$  dB on all frequencies more than X megahertz from the channel edge, where X is the greater of 6 megahertz or the actual emission bandwidth as defined in paragraph (m)(4) of this section.

Part 27.53 (h Limit	-13 dBm
Part 27.53(m) Limit	-25 dBm

## Measurement Uncertainty

The assessed measurement uncertainty to ensure 95% confidence level for the normal distribution is with the coverage factor  $k = \pm 1.96$ ,  $U = \pm 3.55$  dB.

**Test Result**

Sweep the whole frequency band through the range from 9kHz to the 10th harmonic of the carrier, the emissions below the noise floor will not be recorded in the report.

## WCDMA Band IV CH-Middle

Harmonic	Frequency (MHz)	SG (dBm)	Cable Loss (dB)	Gain (dBi)	Antenna Polarization	EIRP Level (dBm)	Limit (dBm)	Margin (dB)	Azimuth (deg)
2	3465.2	-56.55	2.6	10.75	Horizontal	-48.40	-13.00	35.40	135
3	5197.8	-58.55	2.4	11.05	Horizontal	-49.90	-13.00	36.90	90
4	6930.4	-58.65	4.5	11.15	Horizontal	-52.00	-13.00	39.00	45
5	8663.0	-55.65	5.1	11.35	Horizontal	-49.40	-13.00	36.40	225
6	10395.6	-53.05	5.3	11.95	Horizontal	-46.40	-13.00	33.40	180
7	12128.2	-53.65	5.5	13.55	Horizontal	-45.60	-13.00	32.60	270
8	13860.8	-53.15	6.3	13.75	Horizontal	-45.70	-13.00	32.70	315
9	15593.4	-53.75	6.7	13.85	Horizontal	-46.60	-13.00	33.60	135
10	17326.0	-50.35	6.8	14.25	Horizontal	-42.90	-13.00	29.90	180

Note: 1. The other Spurious RF Radiated emissions level is no more than noise floor.  
2. The worst emission was found in the antenna is Horizontal position.

## LTE Band 4 QPSK 1.4MHz CH-Middle, RB 1

Harmonic	Frequency (MHz)	SG (dBm)	Cable Loss (dB)	Gain (dBi)	Antenna Polarization	EIRP Level (dBm)	Limit (dBm)	Margin (dB)	Azimuth (deg)
2	3464.3	-55.45	2.6	10.75	Horizontal	-47.30	-13.00	34.30	270
3	5197.5	-55.04	2.4	11.05	Horizontal	-46.39	-13.00	33.39	225
4	6930.0	-54.23	4.5	11.15	Horizontal	-47.58	-13.00	34.58	135
5	8662.5	-56.45	5.1	11.35	Horizontal	-50.20	-13.00	37.20	45
6	10395.0	-54.61	5.3	11.95	Horizontal	-47.96	-13.00	34.96	270
7	12127.5	-55.23	5.5	13.55	Horizontal	-47.18	-13.00	34.18	180
8	13860.0	-51.93	6.3	13.75	Horizontal	-44.48	-13.00	31.48	135
9	15592.5	-52.15	6.7	13.85	Horizontal	-45.00	-13.00	32.00	45
10	17325.0	-50.25	6.8	14.25	Horizontal	-42.80	-13.00	29.80	315

Note: 1. The other Spurious RF Radiated emissions level is no more than noise floor.  
2. The worst emission was found in the antenna is Horizontal position.





## LTE Band 4 QPSK 5MHz CH-Middle, RB 1

Harmonic	Frequency (MHz)	SG (dBm)	Cable Loss (dB)	Gain (dBi)	Antenna Polarization	EIRP Level (dBm)	Limit (dBm)	Margin (dB)	Azimuth (deg)
2	3460.5	-55.95	2.6	10.75	Horizontal	-47.80	-13.00	34.80	135
3	5191.5	-55.65	2.4	11.05	Horizontal	-47.00	-13.00	34.00	90
4	6930.0	-54.25	4.5	11.15	Horizontal	-47.60	-13.00	34.60	225
5	8662.5	-57.20	5.1	11.35	Horizontal	-50.95	-13.00	37.95	270
6	10395.0	-54.85	5.3	11.95	Horizontal	-48.20	-13.00	35.20	180
7	12127.5	-54.35	5.5	13.55	Horizontal	-46.30	-13.00	33.30	45
8	13860.0	-50.65	6.3	13.75	Horizontal	-43.20	-13.00	30.20	90
9	15592.5	-53.65	6.7	13.85	Horizontal	-46.50	-13.00	33.50	315
10	17325.0	-49.55	6.8	14.25	Horizontal	-42.10	-13.00	29.10	135

Note: 1.The other Spurious RF Radiated emissions level is no more than noise floor.  
2. The worst emission was found in the antenna is Horizontal position.

## LTE Band 4 QPSK 20MHz CH-Middle, RB 1

Harmonic	Frequency (MHz)	SG (dBm)	Cable Loss (dB)	Gain (dBi)	Antenna Polarization	EIRP Level (dBm)	Limit (dBm)	Margin (dB)	Azimuth (deg)
2	3465.0	-57.95	2.6	10.75	Horizontal	-49.80	-13.00	36.80	225
3	5170.9	-57.05	2.4	11.05	Horizontal	-48.40	-13.00	35.40	70
4	6930.0	-57.15	4.5	11.15	Horizontal	-50.50	-13.00	37.50	315
5	8662.5	-56.21	5.1	11.35	Horizontal	-49.96	-13.00	36.96	225
6	10395.0	-53.55	5.3	11.95	Horizontal	-46.90	-13.00	33.90	90
7	12127.5	-53.95	5.5	13.55	Horizontal	-45.90	-13.00	32.90	180
8	13860.0	-51.01	6.3	13.75	Horizontal	-43.56	-13.00	30.56	225
9	15592.5	-53.55	6.7	13.85	Horizontal	-46.40	-13.00	33.40	270
10	17325.0	-51.05	6.8	14.25	Horizontal	-43.60	-13.00	30.60	135

Note: 1.The other Spurious RF Radiated emissions level is no more than noise floor.  
2. The worst emission was found in the antenna is Horizontal position.



## LTE Band 7 QPSK 5MHz CH-Middle, RB 1

Harmonic	Frequency (MHz)	SG (dBm)	Cable Loss (dB)	Gain (dBi)	Antenna Polarization	EIRP Level (dBm)	Limit (dBm)	Margin (dB)	Azimuth (deg)
2	5065.8	-53.02	2.00	9.15	Horizontal	-45.87	-25.00	20.87	90
3	7598.6	-56.31	2.50	11.35	Horizontal	-47.46	-25.00	22.46	135
4	10130.6	-52.45	4.20	12.05	Horizontal	-44.60	-25.00	19.60	45
5	12675.0	-53.45	5.20	12.85	Horizontal	-45.80	-25.00	20.80	0
6	15210.0	-54.23	5.50	14.23	Horizontal	-45.50	-25.00	20.50	180
7	17745.0	-51.65	5.70	14.15	Horizontal	-43.20	-25.00	18.20	225
8	20280.0	--	--	--	--	--	--	--	--
9	22815.0	--	--	--	--	--	--	--	--
10	25350.0	--	--	--	--	--	--	--	--

Note: 1.The other Spurious RF Radiated emissions level is no more than noise floor.  
2. The worst emission was found in the antenna is Horizontal position.

## LTE Band 7 QPSK 20MHz CH-Middle, RB 1

Harmonic	Frequency (MHz)	SG (dBm)	Cable Loss (dB)	Gain (dBi)	Antenna Polarization	EIRP Level (dBm)	Limit (dBm)	Margin (dB)	Azimuth (deg)
2	5052.4	-56.74	2.00	10.15	Horizontal	-48.59	-25.00	23.59	135
3	7605.0	-52.40	2.50	11.35	Horizontal	-43.55	-25.00	18.55	270
4	10140.0	-47.98	4.20	12.05	Horizontal	-40.13	-25.00	15.13	180
5	12675.0	-55.45	5.20	14.85	Horizontal	-45.80	-25.00	20.80	45
6	15210.0	-50.83	5.50	13.23	Horizontal	-43.10	-25.00	18.10	90
7	17745.0	-50.35	5.70	12.15	Horizontal	-43.90	-25.00	18.90	315
8	20280.0	--	--	--	--	--	--	--	--
9	22815.0	--	--	--	--	--	--	--	--
10	25350.0	--	--	--	--	--	--	--	--

Note: 1.The other Spurious RF Radiated emissions level is no more than noise floor.  
2. The worst emission was found in the antenna is Horizontal position.



## 6 Main Test Instruments

Name	Manufacturer	Type	Serial Number	Calibration Date	Expiration Date
Base Station Simulator	R&S	CMW500	113824	2019-05-19	2020-05-18
Power Splitter	Hua Xiang	SHX-GF2-2-13	10120101	/	/
Spectrum Analyzer	Key sight	N9010A	MY50210259	2019-05-19	2020-05-18
Signal Analyzer	R&S	FSV30	100815	2018-12-16	2019-12-15
Loop Antenna	SCHWARZBECK	FMZB1519	1519-047	2019-09-26	2021-09-25
Trilog Antenna	SCHWARZBECK	VUBL 9163	9163-201	2017-11-18	2019-11-17
Horn Antenna	R&S	HF907	100126	2018-07-07	2020-07-06
Horn Antenna	ETS-Lindgren	3160-09	00102643	2018-06-20	2020-06-19
Signal generator	R&S	SMB 100A	102594	2019-05-19	2020-05-18
Climatic Chamber	ESPEC	SU-242	93000506	2017-12-17	2020-12-16
Preamplifier	R&S	SCU18	102327	2019-05-19	2020-05-18
MOB COMMS DC SUPPLY	Keysight	66319D	MY43004105	2019-05-19	2020-05-18
RF Cable	Agilent	SMA 15cm	0001	2019-09-14	2019-12-13
Software	R&S	EMC32	9.26.0	/	/

\*\*\*\*\*END OF REPORT \*\*\*\*\*