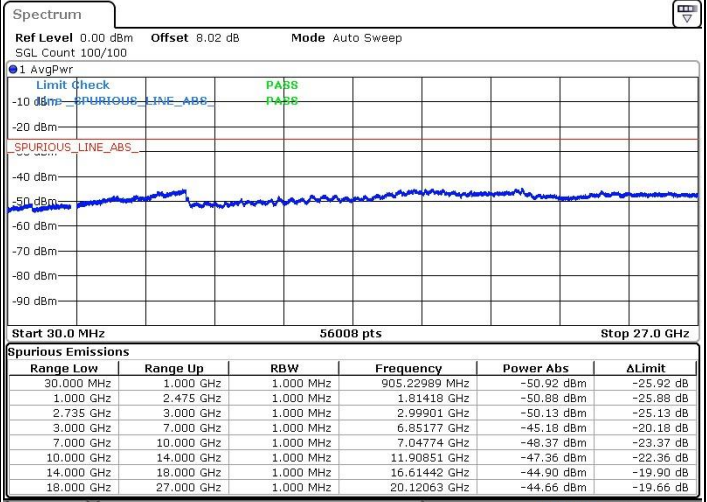
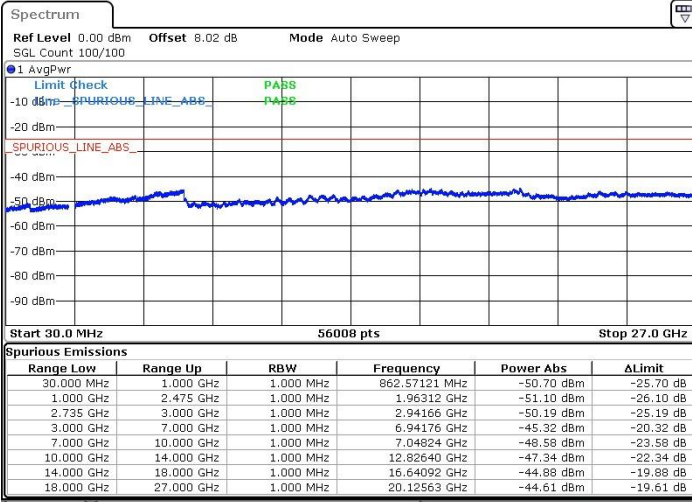




LTE Band 41 / 15MHz+20MHz

Highest Channel / QPSK

Highest Channel / 16QAM

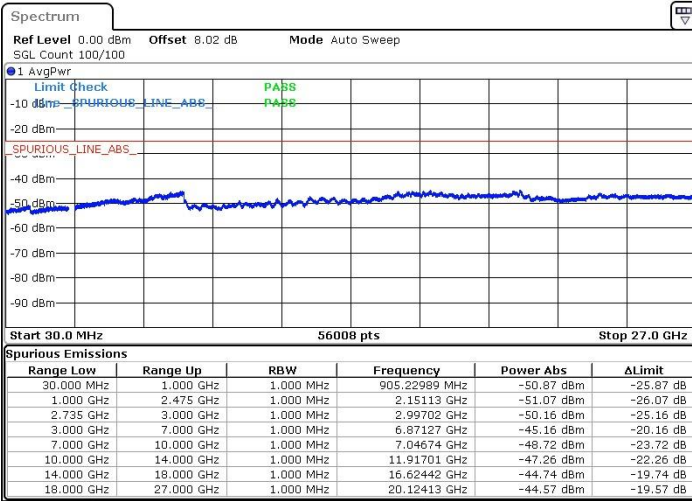


Date: 16 JAN 2019 18:47:06

Date: 16 JAN 2019 18:45:45

Highest Channel / 64QAM

N/A



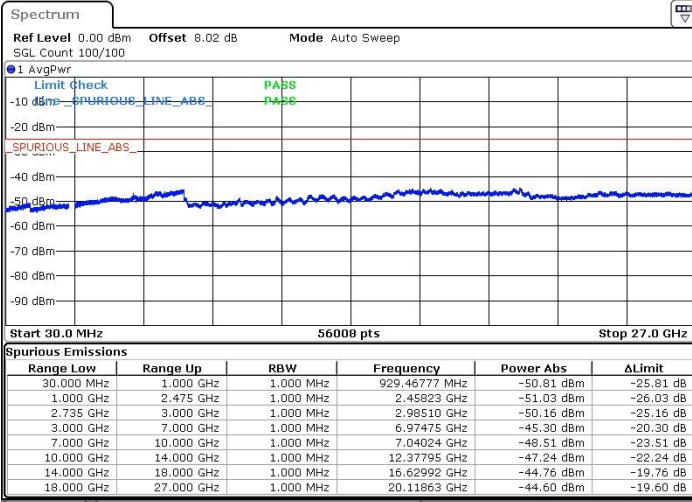
Date: 16 JAN 2019 18:44:34



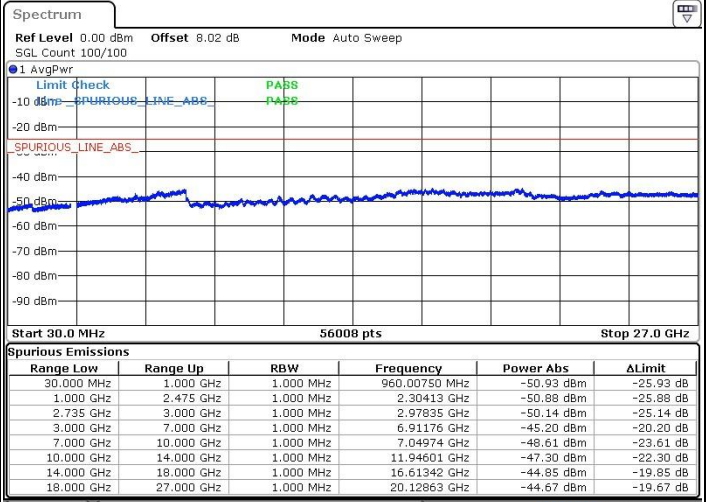
LTE Band 41 / 20MHz+5MHz

Lowest Channel / QPSK

Lowest Channel / 16QAM



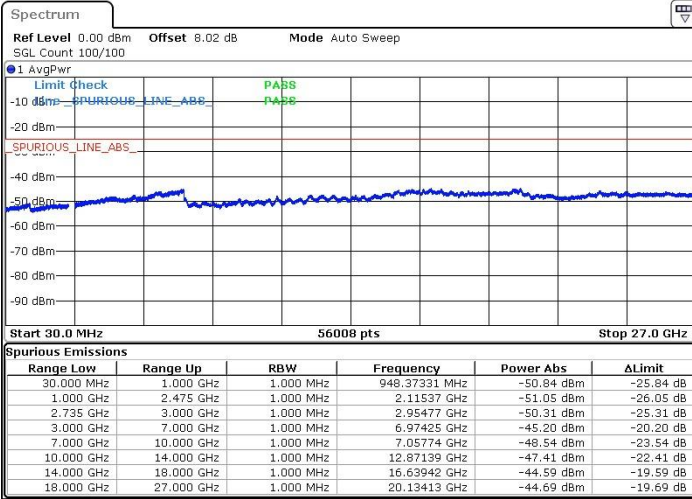
Date: 16 JAN 2019 15:34:05



Date: 16 JAN 2019 15:32:54

Lowest Channel / 64QAM

N/A



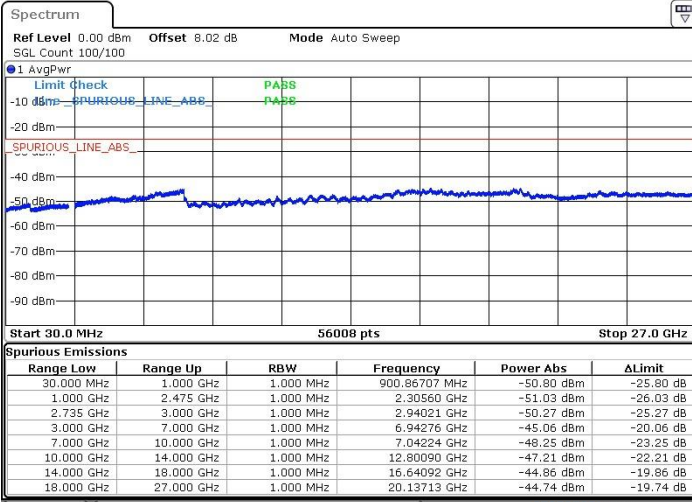
Date: 16 JAN 2019 15:31:41



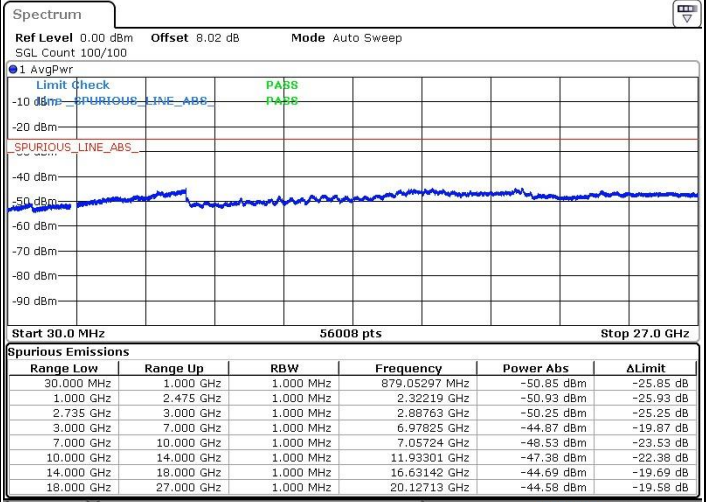
LTE Band 41 / 20MHz+5MHz

Middle Channel / QPSK

Middle Channel / 16QAM



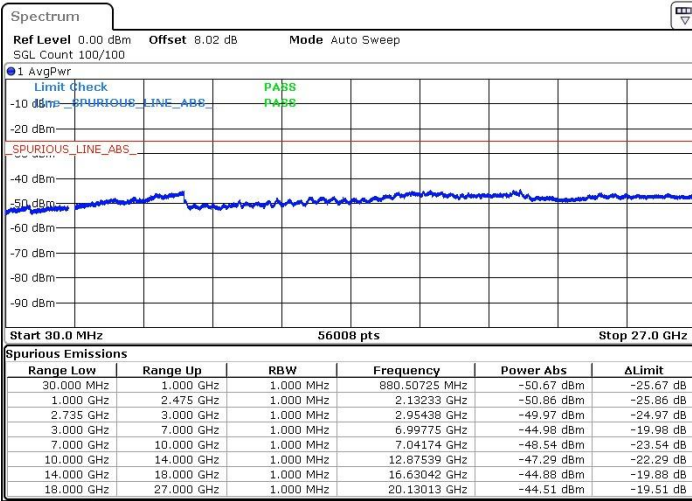
Date: 16 JAN 2019 15:28:11



Date: 16 JAN 2019 15:29:07

Middle Channel / 64QAM

N/A



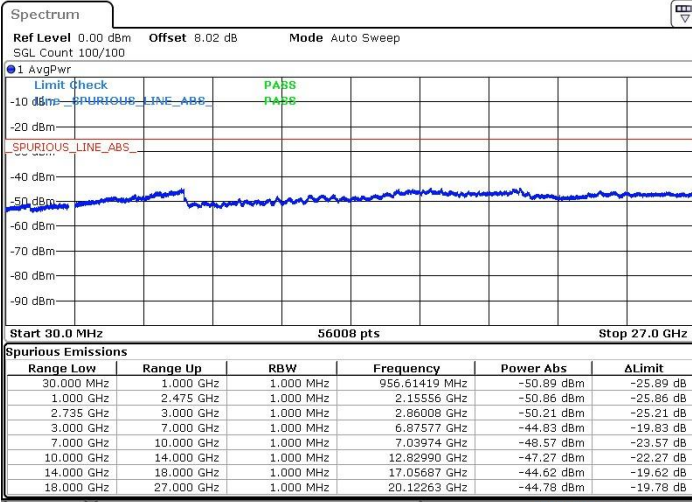
Date: 16 JAN 2019 15:30:03



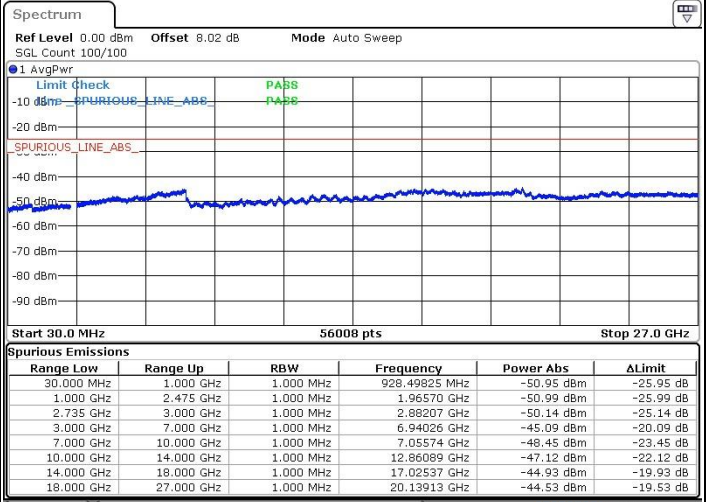
LTE Band 41 / 20MHz+5MHz

Highest Channel / QPSK

Highest Channel / 16QAM



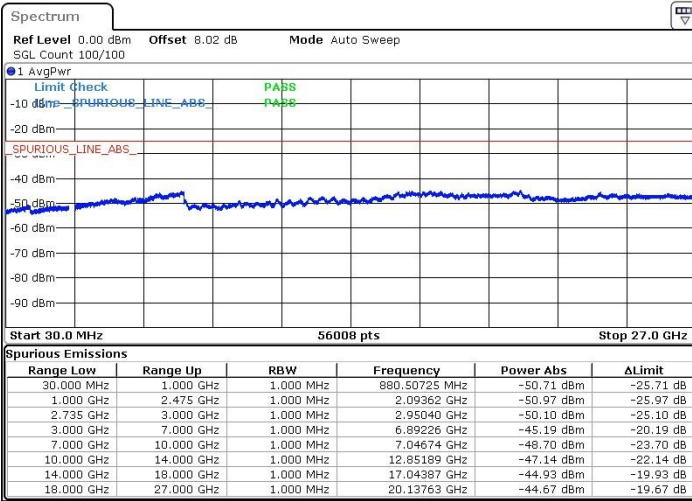
Date: 16.JAN.2019 15:24:04



Date: 16.JAN.2019 15:22:56

Highest Channel / 64QAM

N/A



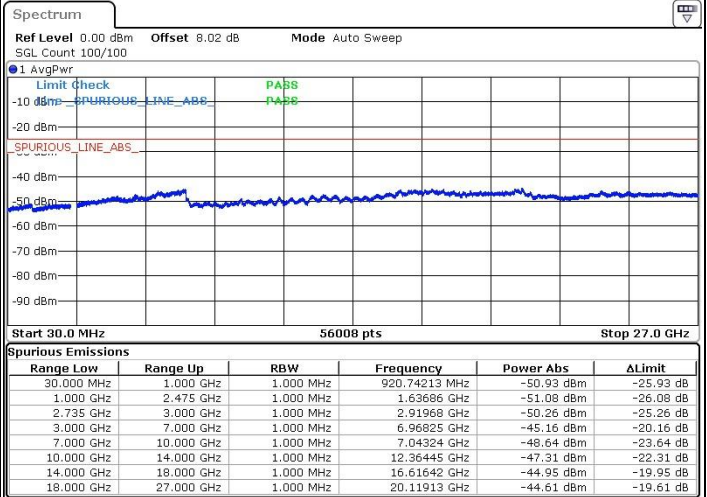
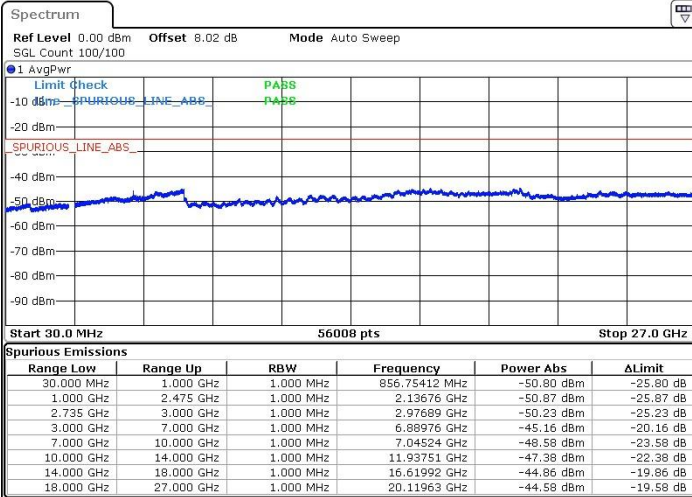
Date: 16.JAN.2019 15:21:49



LTE Band 41 / 20MHz+10MHz

Lowest Channel / QPSK

Lowest Channel / 16QAM

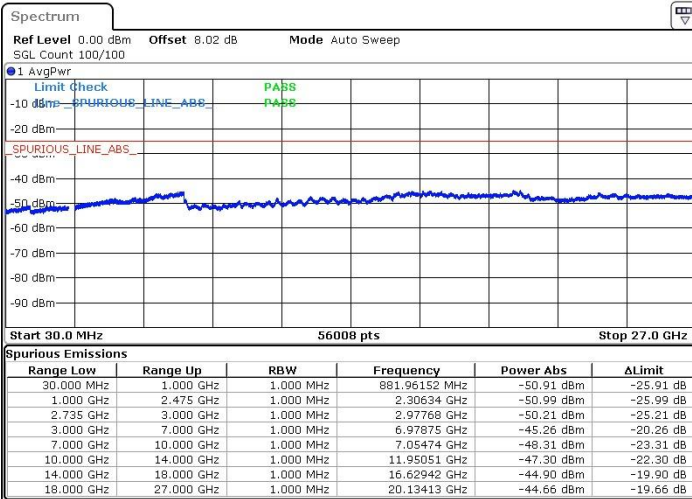


Date: 16 JAN 2019 17:58:20

Date: 16 JAN 2019 18:00:27

Lowest Channel / 64QAM

N/A

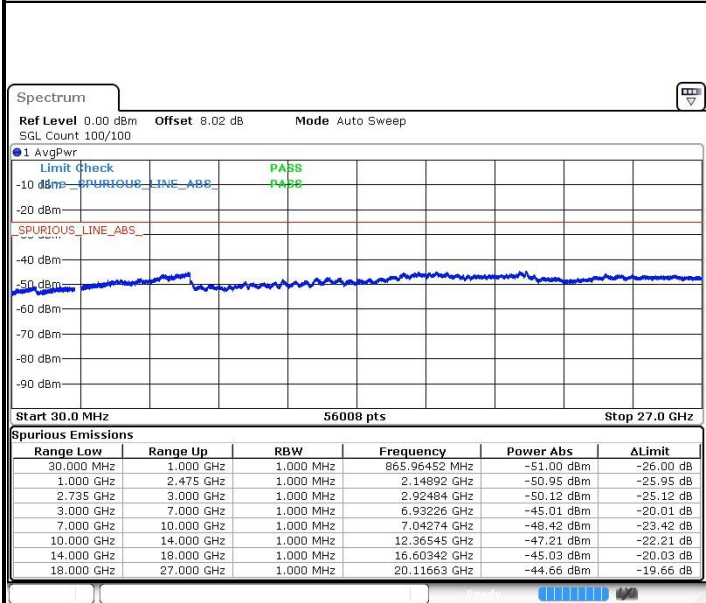


Date: 16 JAN 2019 18:01:40



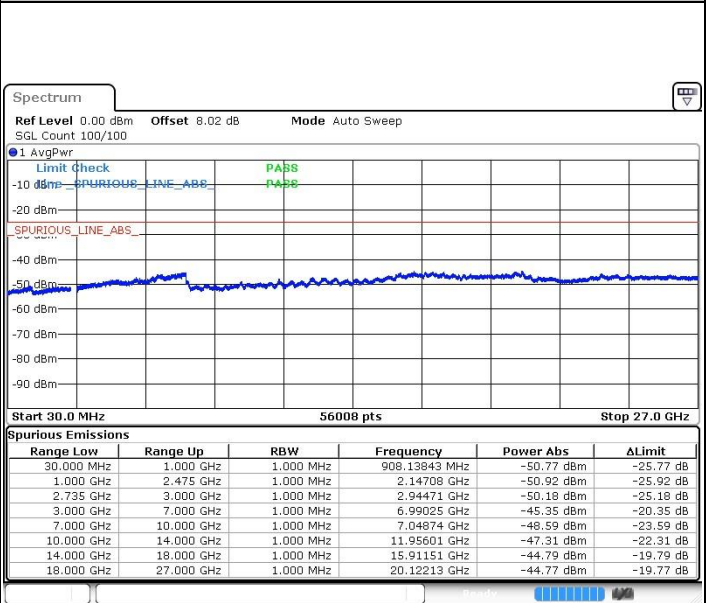
**LTE Band 41 / 20MHz+10MHz**

**Middle Channel / QPSK**



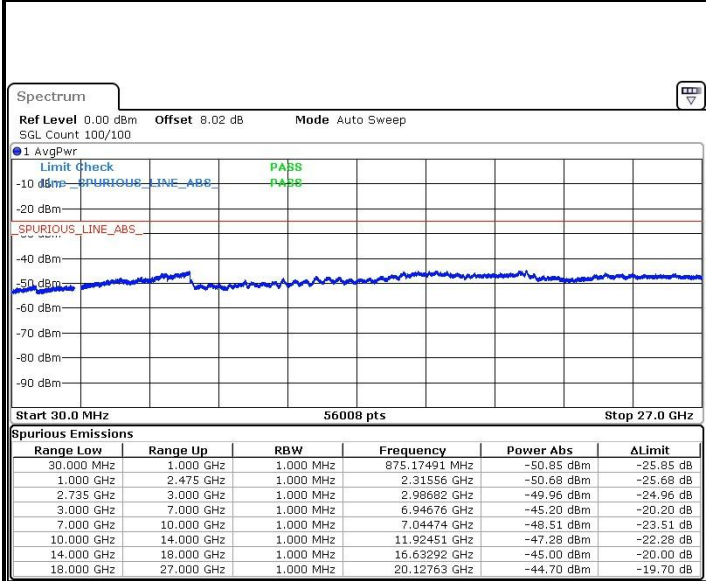
Date: 16 JAN 2019 17:53:00

**Middle Channel / 16QAM**



Date: 16 JAN 2019 17:52:04

**Middle Channel / 64QAM**



Date: 16 JAN 2019 17:51:11

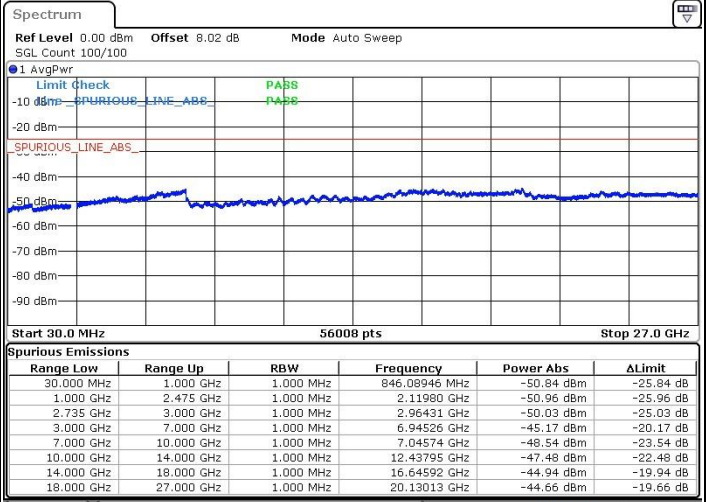
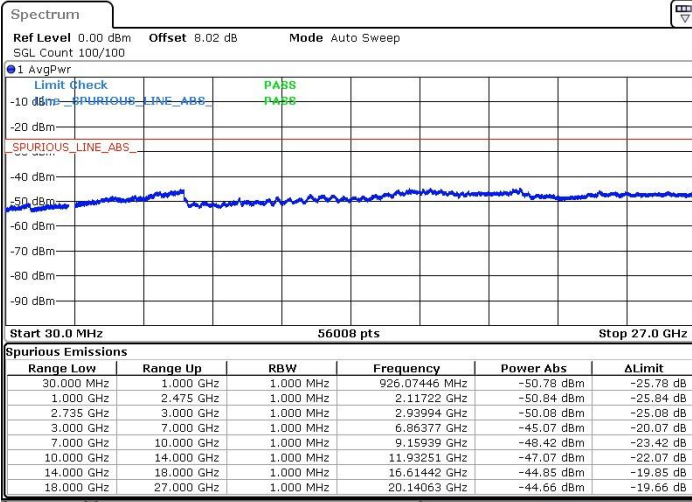
**N/A**



LTE Band 41 / 20MHz+10MHz

Highest Channel / QPSK

Highest Channel / 16QAM

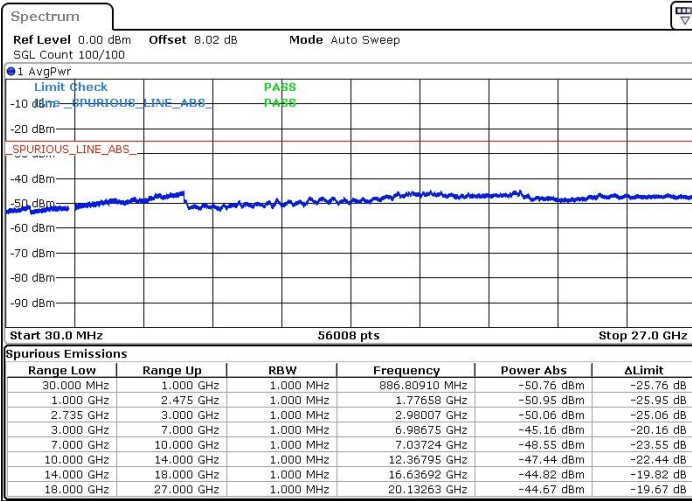


Date: 16 JAN 2019 17:47:08

Date: 16 JAN 2019 17:48:20

Highest Channel / 64QAM

N/A



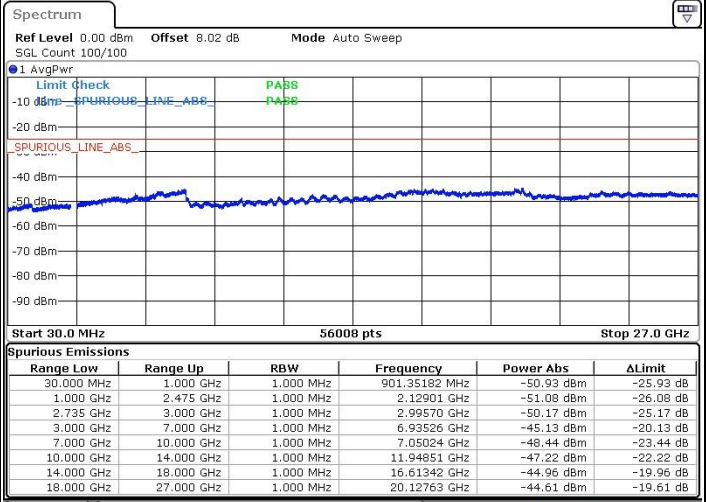
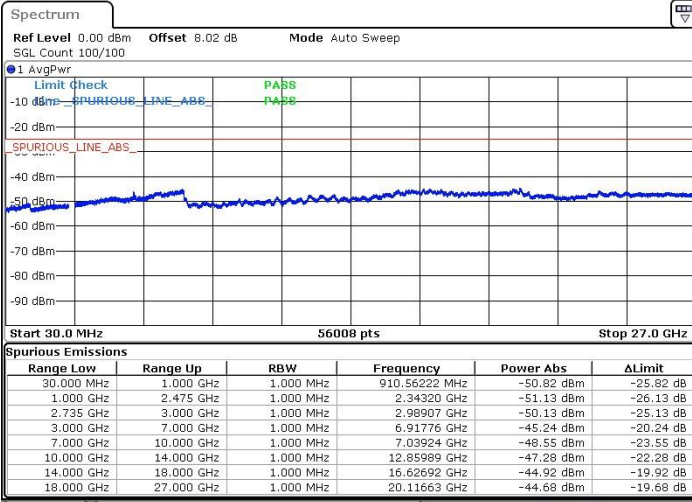
Date: 16 JAN 2019 17:49:33



LTE Band 41 / 20MHz+15MHz

Lowest Channel / QPSK

Lowest Channel / 16QAM

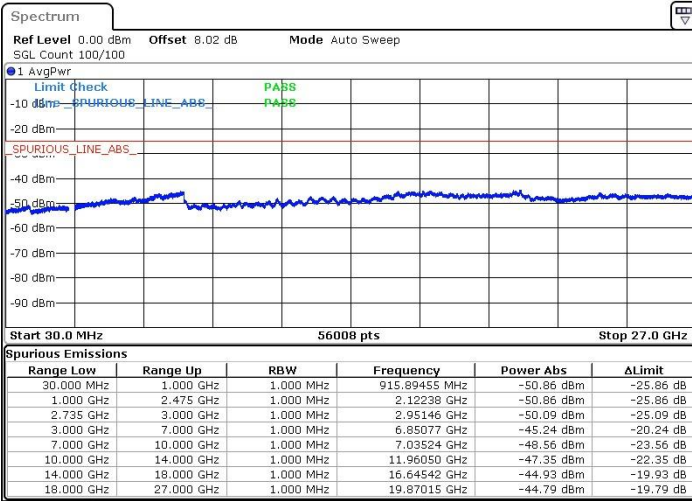


Date: 16 JAN 2019 19:03:59

Date: 16 JAN 2019 19:05:05

Lowest Channel / 64QAM

N/A



Date: 16 JAN 2019 19:06:13

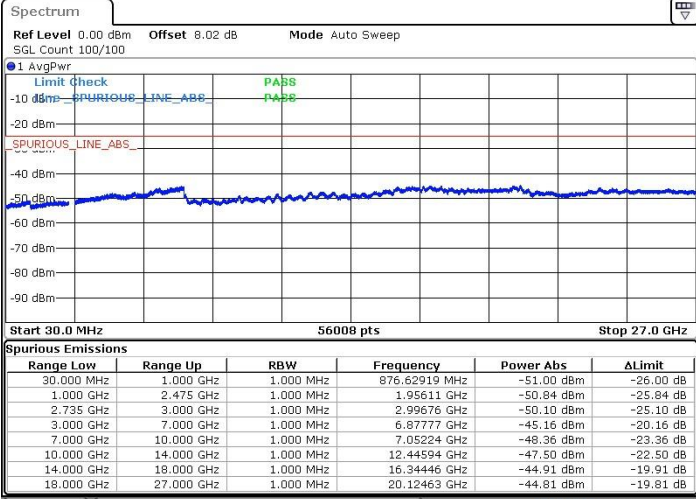




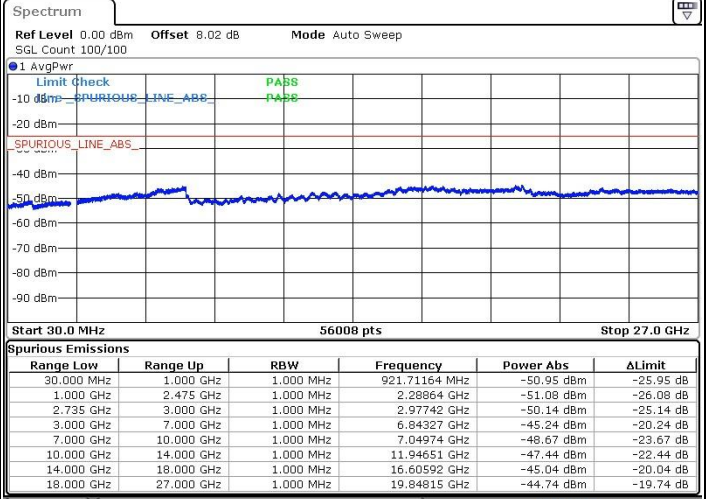
LTE Band 41 / 20MHz+15MHz

Middle Channel / QPSK

Middle Channel / 16QAM



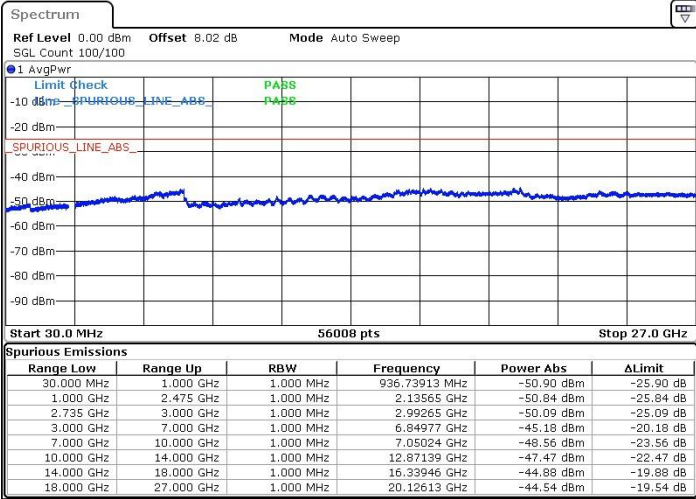
Date: 16 JAN 2019 19:09:41



Date: 16 JAN 2019 19:08:46

Middle Channel / 64QAM

N/A

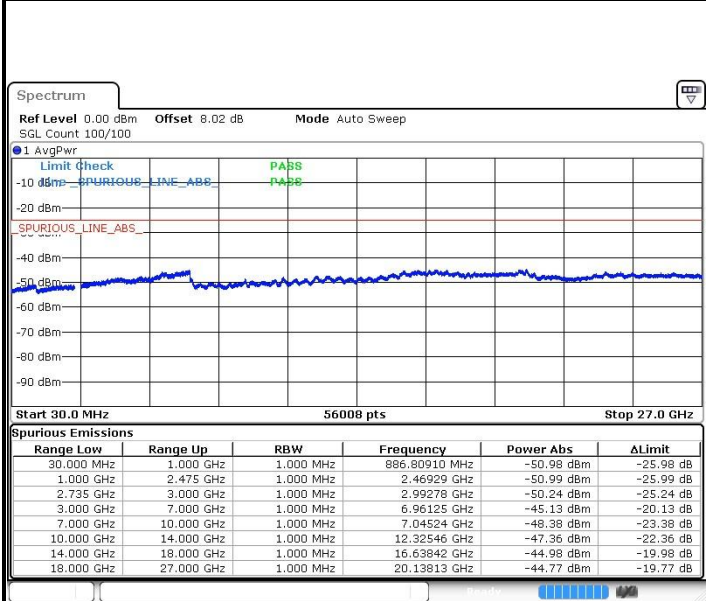


Date: 16 JAN 2019 19:07:52



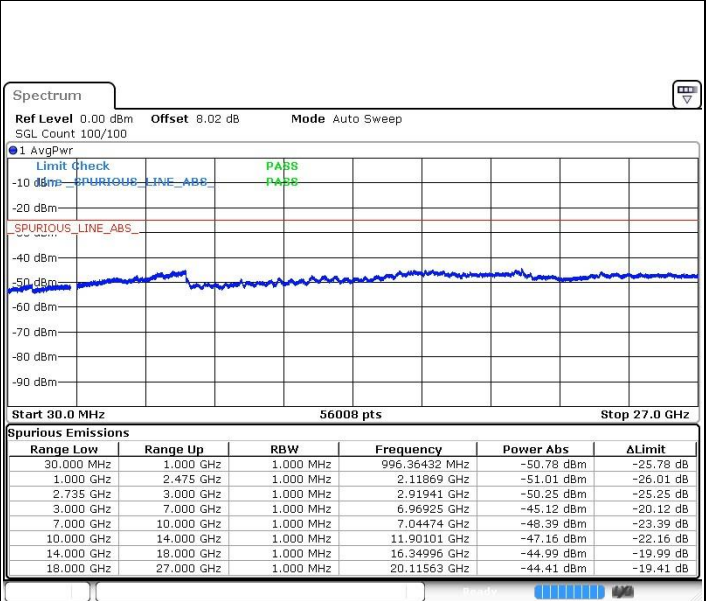
**LTE Band 41 / 20MHz+15MHz**

**Highest Channel / QPSK**



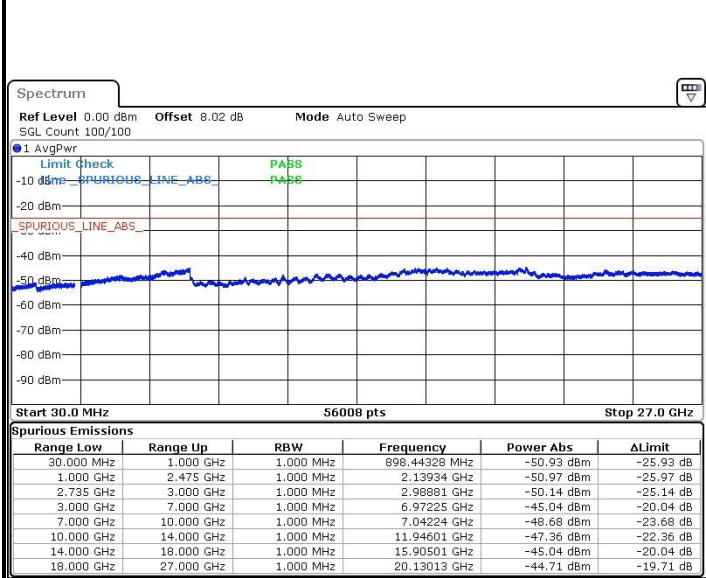
Date: 16 JAN 2019 19:23:38

**Highest Channel / 16QAM**



Date: 16 JAN 2019 19:24:53

**Highest Channel / 64QAM**



Date: 16 JAN 2019 19:26:10

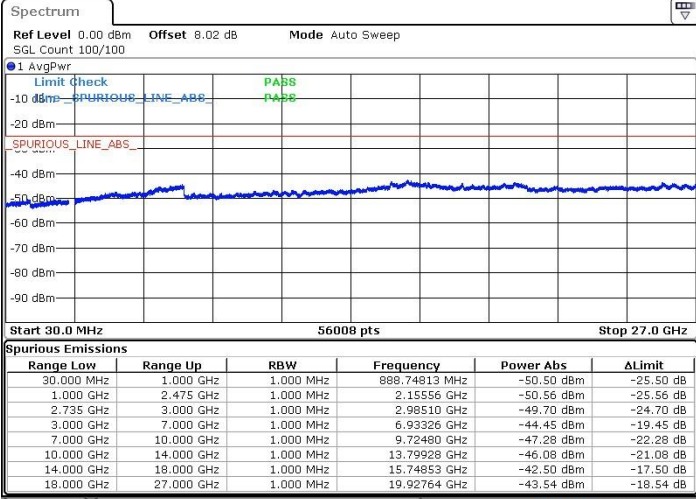
**N/A**



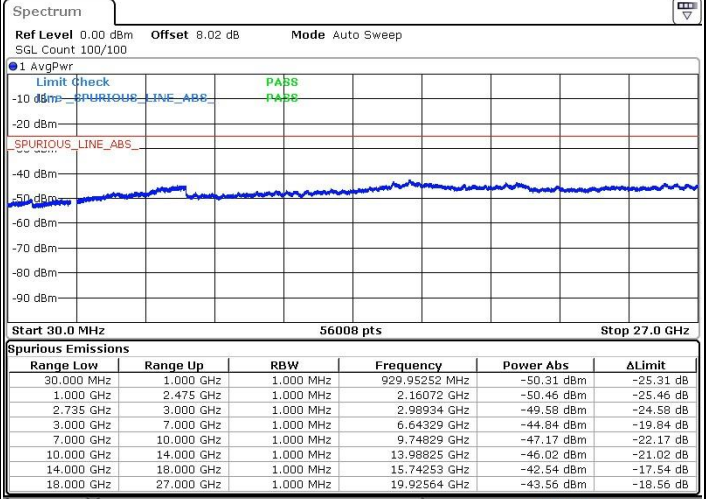
LTE Band 41 / 20MHz+20MHz

Lowest Channel / QPSK

Lowest Channel / 16QAM



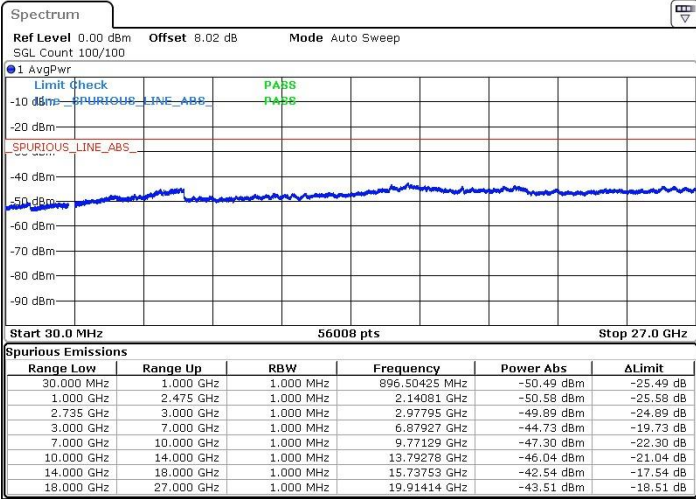
Date: 17.JAN.2019 10:05:58



Date: 17.JAN.2019 10:04:48

Lowest Channel / 64QAM

N/A

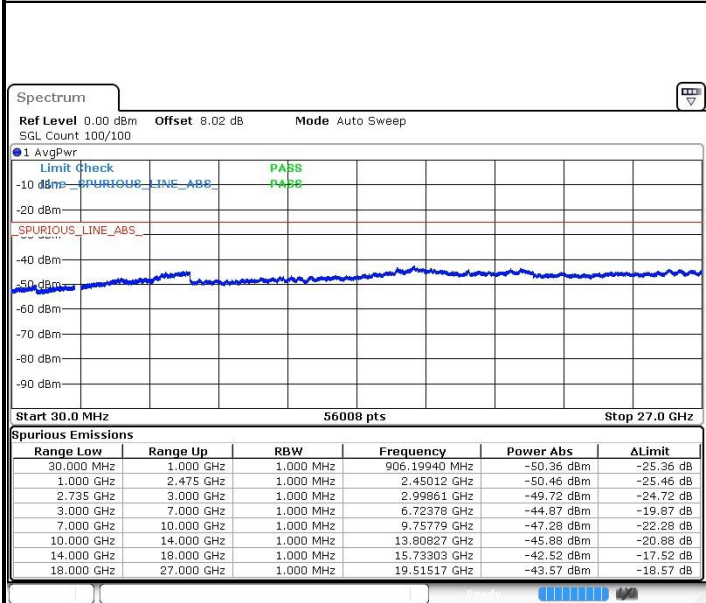


Date: 17.JAN.2019 10:03:37



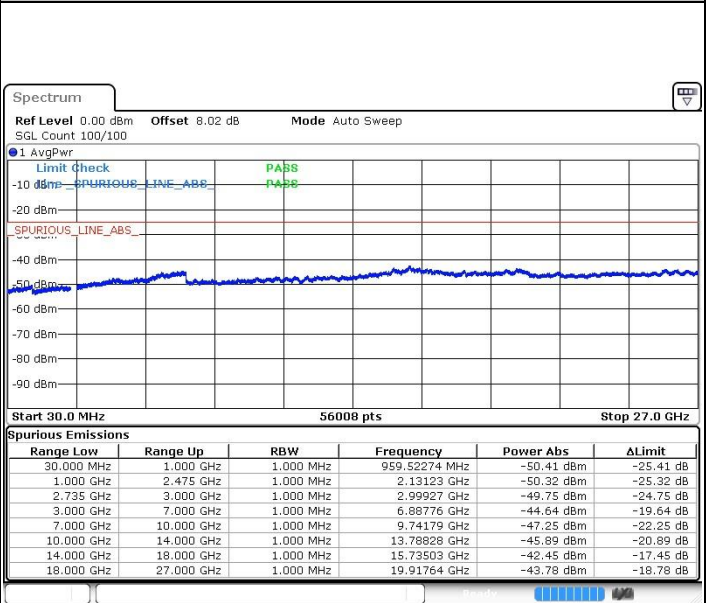
LTE Band 41 / 20MHz+20MHz

MiddleChannel / QPSK



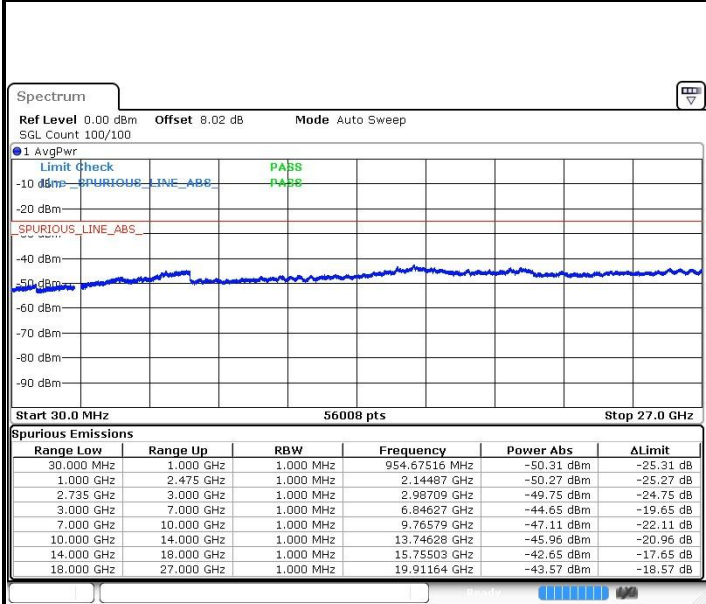
Date: 17. JAN 2019 09:56:38

Middle Channel / 16QAM



Date: 17. JAN 2019 09:57:37

Middle Channel / 64QAM



Date: 17. JAN 2019 09:58:50

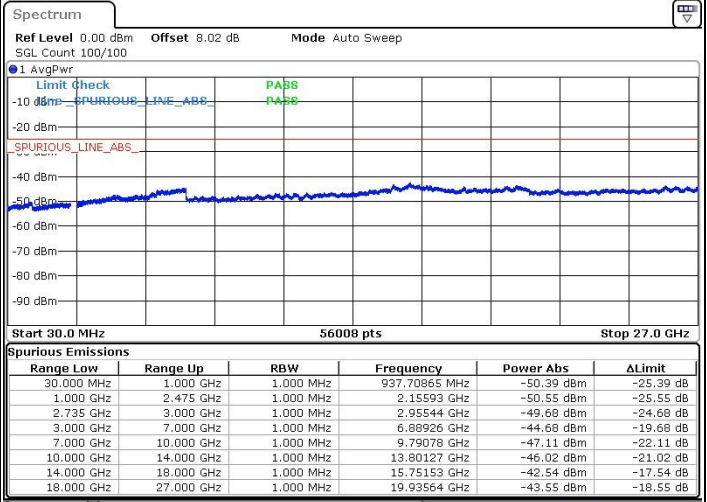
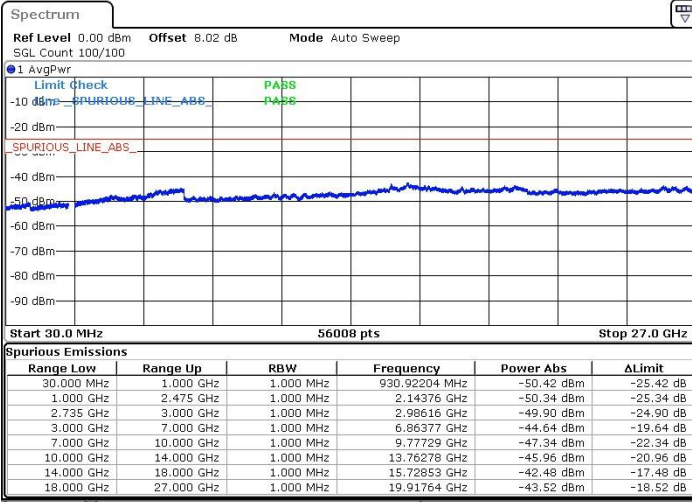
N/A



LTE Band 41 / 20MHz+20MHz

Highest Channel / QPSK

Highest Channel / 16QAM

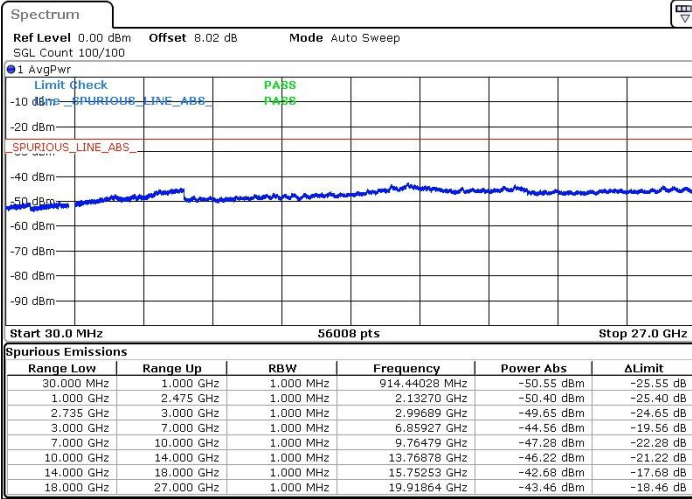


Date: 17.JAN.2019 09:54:40

Date: 17.JAN.2019 09:53:22

Highest Channel / 64QAM

N/A



Date: 17.JAN.2019 09:52:06



Frequency Stability

Test Conditions		LTE Band 7 (QPSK) / Middle Channel	Limit
Temperature (°C)	Voltage (Volt)	BW 10MHz	Note 2.
		Deviation (ppm)	Result
50	Normal Voltage	0.0001	PASS
40	Normal Voltage	0.0017	
30	Normal Voltage	0.0009	
20(Ref.)	Normal Voltage	0.0000	
10	Normal Voltage	0.0002	
0	Normal Voltage	0.0026	
-10	Normal Voltage	0.0014	
-20	Normal Voltage	0.0003	
-30	Normal Voltage	0.0006	
20	Maximum Voltage	0.0021	
20	Normal Voltage	0.0000	
20	Battery End Point	0.0020	

Note:

1. Normal Voltage =3.7 V. ; Battery End Point (BEP) =3.1 V. ; Maximum Voltage =4.4 V.
2. Note: The frequency fundamental emissions stay within the authorized frequency block.



Test Conditions		LTE Band 12 (QPSK) / Middle Channel	Limit
Temperature (°C)	Voltage (Volt)	BW 10MHz	Note 2.
		Deviation (ppm)	Result
50	Normal Voltage	0.0014	PASS
40	Normal Voltage	0.0102	
30	Normal Voltage	0.0014	
20(Ref.)	Normal Voltage	0.0000	
10	Normal Voltage	0.0088	
0	Normal Voltage	0.0017	
-10	Normal Voltage	0.0075	
-20	Normal Voltage	0.0013	
-30	Normal Voltage	0.0096	
20	Maximum Voltage	0.0020	
20	Normal Voltage	0.0000	
20	Battery End Point	0.0066	

**Note:**

1. Normal Voltage =3.7 V. ; Battery End Point (BEP) =3.1 V. ; Maximum Voltage =4.4 V.
2. Note: The frequency fundamental emissions stay within the authorized frequency block.



Test Conditions		LTE Band 13 (QPSK) / Middle Channel	Limit
Temperature (°C)	Voltage (Volt)	BW 10MHz	Note 2.
		Deviation (ppm)	Result
50	Normal Voltage	0.0060	PASS
40	Normal Voltage	0.0022	
30	Normal Voltage	0.0054	
20(Ref.)	Normal Voltage	0.0000	
10	Normal Voltage	0.0055	
0	Normal Voltage	0.0074	
-10	Normal Voltage	0.0059	
-20	Normal Voltage	0.0014	
-30	Normal Voltage	0.0017	
20	Maximum Voltage	0.0088	
20	Normal Voltage	0.0000	
20	Battery End Point	0.0017	

**Note:**

1. Normal Voltage =3.7 V. ; Battery End Point (BEP) =3.1 V. ; Maximum Voltage =4.4 V.
2. Note: The frequency fundamental emissions stay within the authorized frequency block.





Test Conditions		LTE Band 25 (QPSK) / Middle Channel	Limit
Temperature (°C)	Voltage (Volt)	BW 10MHz	Note 2.
		Deviation (ppm)	Result
50	Normal Voltage	0.0019	PASS
40	Normal Voltage	0.0020	
30	Normal Voltage	0.0012	
20(Ref.)	Normal Voltage	0.0000	
10	Normal Voltage	0.0005	
0	Normal Voltage	0.0015	
-10	Normal Voltage	0.0018	
-20	Normal Voltage	0.0003	
-30	Normal Voltage	0.0005	
20	Maximum Voltage	0.0014	
20	Normal Voltage	0.0016	
20	Battery End Point	0.0005	

**Note:**

1. Normal Voltage =3.7 V. ; Battery End Point (BEP) =3.1 V. ; Maximum Voltage =4.4 V.
2. Note: The frequency fundamental emissions stay within the authorized frequency block.



Test Conditions		LTE Band 26 (QPSK) / Middle Channel	Limit
Temperature (°C)	Voltage (Volt)	BW 10MHz	2.5ppm
		Deviation (ppm)	Result
50	Normal Voltage	0.0075	PASS
40	Normal Voltage	0.0012	
30	Normal Voltage	0.0067	
20(Ref.)	Normal Voltage	0.0000	
10	Normal Voltage	0.0063	
0	Normal Voltage	0.0019	
-10	Normal Voltage	0.0030	
-20	Normal Voltage	0.0004	
-30	Normal Voltage	0.0066	
20	Maximum Voltage	0.0020	
20	Normal Voltage	0.0000	
20	Battery End Point	0.0078	

Note: Normal Voltage =3.7 V. ; Battery End Point (BEP) =3.1 V. ; Maximum Voltage =4.4 V.



Test Conditions		LTE Band 41 (QPSK) / Middle Channel	Limit
Temperature (°C)	Voltage (Volt)	BW 10MHz	Note 2.
		Deviation (ppm)	Result
50	Normal Voltage	0.0002	PASS
40	Normal Voltage	0.0020	
30	Normal Voltage	0.0003	
20(Ref.)	Normal Voltage	0.0000	
10	Normal Voltage	0.0010	
0	Normal Voltage	0.0017	
-10	Normal Voltage	0.0005	
-20	Normal Voltage	0.0002	
-30	Normal Voltage	0.0015	
20	Maximum Voltage	0.0008	
20	Normal Voltage	0.0000	
20	Battery End Point	0.0018	

**Note:**

1. Normal Voltage =3.7 V. ; Battery End Point (BEP) =3.1 V. ; Maximum Voltage =4.4V.
2. Note: The frequency fundamental emissions stay within the authorized frequency block.



Test Conditions		LTE Band 66 (QPSK) / Middle Channel	Limit
Temperature (°C)	Voltage (Volt)	BW 10MHz	Note 2.
		Deviation (ppm)	Result
50	Normal Voltage	0.0001	PASS
40	Normal Voltage	0.0023	
30	Normal Voltage	0.0003	
20(Ref.)	Normal Voltage	0.0000	
10	Normal Voltage	0.0002	
0	Normal Voltage	0.0021	
-10	Normal Voltage	0.0007	
-20	Normal Voltage	0.0001	
-30	Normal Voltage	0.0023	
20	Maximum Voltage	0.0013	
20	Normal Voltage	0.0000	
20	Battery End Point	0.0006	

**Note:**

1. Normal Voltage =3.7V. ; Battery End Point (BEP) =3.1V. ; Maximum Voltage =4.4V.
2. Note: The frequency fundamental emissions stay within the authorized frequency block.



### Appendix B. Test Results of Radiated Test

#### Radiated Spurious Emission

LTE Band 7 / 20MHz / QPSK								
Channel	Frequency ( MHz )	EIRP ( dBm )	Limit ( dBm )	Over Limit ( dB )	S.G. Power ( dBm )	TX Cable loss ( dB )	TX Antenna Gain (dBi)	Polarization (H/V)
Lowest	5000	-59.77	-25	-34.77	-65.78	4.20	10.21	H
	7504	-46.63	-25	-21.63	-53.49	5.12	11.98	H
	10008	-54.63	-25	-29.63	-61.67	5.86	12.90	H
	12505	-57.61	-25	-32.61	-65.28	6.72	14.39	H
	15003	-48.86	-25	-23.86	-57.04	7.55	15.73	H
	17507	-54.79	-25	-29.79	-63.49	8.38	17.08	H
	5000	-54.57	-25	-29.57	-60.58	4.20	10.21	V
	7504	-39.06	-25	-14.06	-45.92	5.12	11.98	V
	10008	-50.78	-25	-25.78	-57.82	5.86	12.90	V
	12501	-55.40	-25	-30.40	-63.07	6.72	14.39	V
	15003	-46.95	-25	-21.95	-55.13	7.55	15.73	V
	17505	-51.50	-25	-26.50	-60.20	8.38	17.08	V
Middle	5052	-65.69	-25	-40.69	-71.70	4.20	10.21	H
	7580	-39.13	-25	-14.13	-45.99	5.12	11.98	H
	10107	-50.56	-25	-25.56	-57.60	5.86	12.90	H
	12627	-49.16	-25	-24.16	-56.83	6.72	14.39	H
	15156	-41.93	-25	-16.93	-50.11	7.55	15.73	H
	17685	-51.12	-25	-26.12	-59.82	8.38	17.08	H
	5052	-61.66	-25	-36.66	-67.67	4.20	10.21	V
	7576	-32.89	-25	-7.89	-39.75	5.12	11.98	V
	10107	-45.79	-25	-20.79	-52.83	5.86	12.90	V
	12627	-45.88	-25	-20.88	-53.55	6.72	14.39	V
	15156	-40.49	-25	-15.49	-48.67	7.55	15.73	V
	17685	-43.74	-25	-18.74	-52.44	8.38	17.08	V



Highest	5102	-66.22	-25	-41.22	-72.23	4.20	10.21	H
	7652	-37.84	-25	-12.84	-44.70	5.12	11.98	H
	10206	-51.43	-25	-26.43	-58.47	5.86	12.90	H
	12753	-49.79	-25	-24.79	-57.46	6.72	14.39	H
	15309	-40.77	-25	-15.77	-48.95	7.55	15.73	H
	17856	-51.15	-25	-26.15	-59.85	8.38	17.08	H
	5104	-63.75	-25	-38.75	-69.76	4.20	10.21	V
	7652	-30.64	-25	-5.64	-37.50	5.12	11.98	V
	10206	-45.74	-25	-20.74	-52.78	5.86	12.90	V
	12753	-46.22	-25	-21.22	-53.89	6.72	14.39	V
	15309	-38.47	-25	-13.47	-46.65	7.55	15.73	V
	17856	-42.35	-25	-17.35	-51.05	8.38	17.08	V

Remark: Spurious emissions within 30-1000MHz were found more than 20dB below limit line.



LTE Band 12 / 10MHz / QPSK								
Channel	Frequency ( MHz )	ERP ( dBm )	Limit ( dBm )	Over Limit ( dB )	S.G. Power ( dBm )	TX Cable loss ( dB )	TX Antenna Gain (dBi)	Polarization (H/V)
Lowest	1398	-53.62	-13	-40.62	-54.83	2.319	5.68	H
	2098	-67.88	-13	-54.88	-68.51	3.02	5.80	H
	2798	-66.86	-13	-53.86	-69.32	3.27	7.88	H
	1400	-53.38	-13	-40.38	-54.59	2.32	5.68	V
	2098	-67.73	-13	-54.73	-68.36	3.02	5.80	V
	2798	-66.96	-13	-53.96	-69.42	3.27	7.88	V
Middle	1406	-51.10	-13	-38.10	-52.31	2.319	5.68	H
	2110	-67.83	-13	-54.83	-68.46	3.02	5.80	H
	2812	-66.29	-13	-53.29	-68.75	3.27	7.88	H
	1406	-52.78	-13	-39.78	-53.99	2.32	5.68	V
	2110	-67.63	-13	-54.63	-68.26	3.02	5.80	V
	2812	-66.85	-13	-53.85	-69.31	3.27	7.88	V
Highest	1414	-50.96	-13	-37.96	-52.17	2.319	5.68	H
	2120	-68.58	-13	-55.58	-69.21	3.02	5.80	H
	2826	-66.74	-13	-53.74	-69.20	3.27	7.88	H
	1414	-53.09	-13	-40.09	-54.30	2.32	5.68	V
	2120	-67.36	-13	-54.36	-67.99	3.02	5.80	V
	2826	-66.81	-13	-53.81	-69.27	3.27	7.88	V

Remark: Spurious emissions within 30-1000MHz were found more than 20dB below limit line.



LTE Band 13 / 5MHz / QPSK								
Channel	Frequency ( MHz )	ERP ( dBm )	Limit ( dBm )	Over Limit ( dB )	S.G. Power ( dBm )	TX Cable loss ( dB )	TX Antenna Gain (dBi)	Polarization (H/V)
Lowest	1554	-65.28	-13	-52.28	-66.99	2.23	6.09	H
	2332	-66.96	-13	-53.96	-67.49	2.83	5.51	H
	3108	-66.12	-13	-53.12	-68.06	3.21	7.30	H
	1554	-64.50	-13	-51.50	-66.21	2.23	6.09	V
	2332	-66.57	-13	-53.57	-67.1	2.83	5.51	V
	3108	-65.53	-13	-52.53	-67.47	3.21	7.30	V
Middle	1560	-62.05	-40	-22.05	-65.91	2.23	6.09	H
	2340	-64.38	-13	-51.38	-64.91	2.83	5.51	H
	3120	-66.27	-13	-53.27	-68.21	3.21	7.30	H
	1560	-60.66	-40	-20.66	-64.52	2.23	6.09	V
	2340	-65.62	-13	-52.62	-66.15	2.83	5.51	V
	3120	-66.03	-13	-53.03	-67.97	3.21	7.30	V
Highest	1564	-65.15	-40	-25.15	-69.01	2.23	6.09	H
	2346	-66.45	-13	-53.45	-66.98	2.83	5.51	H
	3129	-66.85	-13	-53.85	-68.79	3.21	7.30	H
	1564	-63.15	-40	-23.15	-67.01	2.23	6.09	V
	2346	-66.44	-13	-53.44	-66.97	2.83	5.51	V
	3129	-66.85	-13	-53.85	-68.79	3.21	7.30	V

Remark: Spurious emissions within 30-1000MHz were found more than 20dB below limit line.

LTE Band 13 / 10MHz / QPSK								
Channel	Frequency ( MHz )	ERP ( dBm )	Limit ( dBm )	Over Limit ( dB )	S.G. Power ( dBm )	TX Cable loss ( dB )	TX Antenna Gain (dBi)	Polarization (H/V)
Middle	1554	-64.68	-13	-51.68	-66.39	2.23	6.09	H
	2332	-66.45	-13	-53.45	-66.98	2.83	5.51	H
	3111	-65.76	-13	-52.76	-67.7	3.21	7.30	H
	1556	-62.65	-13	-49.65	-64.36	2.23	6.09	V
	2332	-66.54	-13	-53.54	-67.07	2.83	5.51	V
	3111	-65.48	-13	-52.48	-67.42	3.21	7.30	V

Remark: Spurious emissions within 30-1000MHz were found more than 20dB below limit line.





LTE Band 25 / 20MHz / QPSK								
Channel	Frequency ( MHz )	EIRP ( dBm )	Limit ( dBm )	Over Limit ( dB )	S.G. Power ( dBm )	TX Cable loss ( dB )	TX Antenna Gain (dBi)	Polarization (H/V)
Lowest	3702	-61.48	-13	-48.48	-66.35	3.55	8.42	H
	5553	-59.25	-13	-46.25	-65.59	4.34	10.68	H
	7404	-48.97	-13	-35.97	-55.77	5.14	11.94	H
	9252	-46.14	-13	-33.14	-53.15	5.69	12.70	H
	11100	-38.35	-13	-25.35	-45.17	6.37	13.18	H
	12960	-34.02	-13	-21.02	-40.90	6.98	13.86	H
	14808	-43.50	-13	-30.50	-49.95	7.49	13.94	H
	16656	-45.39	-13	-32.39	-50.38	7.93	12.92	H
	3702	-60.41	-13	-47.41	-65.28	3.55	8.42	V
	5553	-57.15	-13	-44.15	-63.49	4.34	10.68	V
	7404	-44.74	-13	-31.74	-51.54	5.14	11.94	V
	9252	-42.21	-13	-29.21	-49.22	5.69	12.70	V
	11100	-32.04	-13	-19.04	-38.86	6.37	13.18	V
	12960	-29.83	-13	-16.83	-36.71	6.98	13.86	V
	14808	-36.36	-13	-23.36	-42.81	7.49	13.94	V
	16656	-43.77	-13	-30.77	-48.76	7.93	12.92	V



Middle	3741	-62.08	-13	-49.08	-66.95	3.55	8.42	H
	5613	-59.68	-13	-46.68	-66.02	4.34	10.68	H
	7488	-51.88	-13	-38.88	-58.68	5.14	11.94	H
	9360	-45.19	-13	-32.19	-52.20	5.69	12.70	H
	11220	-36.57	-13	-23.57	-43.39	6.37	13.18	H
	13092	-33.53	-13	-20.53	-40.41	6.98	13.86	H
	14964	-42.08	-13	-29.08	-48.53	7.49	13.94	H
	16836	-44.16	-13	-31.16	-49.15	7.93	12.92	H
	3741	-61.75	-13	-48.75	-66.62	3.55	8.42	V
	5613	-57.49	-13	-44.49	-63.83	4.34	10.68	V
	7488	-45.67	-13	-32.67	-52.47	5.14	11.94	V
	9360	-42.80	-13	-29.80	-49.81	5.69	12.70	V
	11220	-33.30	-13	-20.30	-40.12	6.37	13.18	V
	13092	-30.31	-13	-17.31	-37.19	6.98	13.86	V
	14964	-37.35	-13	-24.35	-43.80	7.49	13.94	V
	16836	-43.54	-13	-30.54	-48.53	7.93	12.92	V
Highest	3792	-61.68	-13	-48.68	-66.55	3.55	8.42	H
	5688	-58.97	-13	-45.97	-65.31	4.34	10.68	H
	7584	-49.74	-13	-36.74	-56.54	5.14	11.94	H
	9480	-44.68	-13	-31.68	-51.69	5.69	12.70	H
	11376	-38.51	-13	-25.51	-45.33	6.37	13.18	H
	13272	-33.20	-13	-20.20	-40.08	6.98	13.86	H
	15168	-42.78	-13	-29.78	-49.23	7.49	13.94	H
	17064	-43.11	-13	-30.11	-48.10	7.93	12.92	H
	3792	-60.53	-13	-47.53	-65.40	3.55	8.42	V
	5688	-56.33	-13	-43.33	-62.67	4.34	10.68	V
	7584	-44.73	-13	-31.73	-51.53	5.14	11.94	V
	9480	-41.54	-13	-28.54	-48.55	5.69	12.70	V
	11376	-30.19	-13	-17.19	-37.01	6.37	13.18	V
	13272	-30.59	-13	-17.59	-37.47	6.98	13.86	V
	15168	-41.93	-13	-28.93	-48.38	7.49	13.94	V
	17064	-42.25	-13	-29.25	-47.24	7.93	12.92	V

Remark: Spurious emissions within 30-1000MHz were found more than 20dB below limit line.



LTE Band 26 / 15MHz / QPSK								
Channel	Frequency ( MHz )	ERP ( dBm )	Limit ( dBm )	Over Limit ( dB )	S.G. Power ( dBm )	TX Cable loss ( dB )	TX Antenna Gain (dBi)	Polarization (H/V)
Lowest	1650	-69.63	-13	-56.63	-70.84	2.32	5.68	H
	2474	-66.87	-13	-53.87	-67.50	3.02	5.80	H
	3300	-66.64	-13	-53.64	-69.10	3.27	7.88	H
	1650	-70.32	-13	-57.32	-71.53	2.32	5.68	V
	2474	-67.21	-13	-54.21	-67.84	3.02	5.80	V
	3300	-66.71	-13	-53.71	-69.17	3.27	7.88	V
Middle	1660	-69.65	-13	-56.65	-70.86	2.32	5.68	H
	2490	-66.29	-13	-53.29	-66.92	3.02	5.80	H
	3318	-66.38	-13	-53.38	-68.84	3.27	7.88	H
	1660	-70.04	-13	-57.04	-71.25	2.32	5.68	V
	2490	-66.81	-13	-53.81	-67.44	3.02	5.80	V
	3318	-66.47	-13	-53.47	-68.93	3.27	7.88	V
Highest	1670	-70.12	-13	-57.12	-71.33	2.32	5.68	H
	2504	-67.10	-13	-54.10	-67.73	3.02	5.80	H
	3342	-66.25	-13	-53.25	-68.71	3.27	7.88	H
	1670	-70.23	-13	-57.23	-71.44	2.32	5.68	V
	2504	-67.84	-13	-54.84	-68.47	3.02	5.80	V
	3342	-66.07	-13	-53.07	-68.53	3.27	7.88	V

Remark: Spurious emissions within 30-1000MHz were found more than 20dB below limit line.



LTE Band 41 / 20MHz / QPSK								
Channel	Frequency ( MHz )	EIRP ( dBm )	Limit ( dBm )	Over Limit ( dB )	S.G. Power ( dBm )	TX Cable loss ( dB )	TX Antenna Gain (dBi)	Polarization (H/V)
Lowest	4995	-55.59	-25	-30.59	-61.60	4.20	10.21	H
	7490	-32.03	-25	-7.03	-38.89	5.12	11.98	H
	9990	-49.15	-25	-24.15	-56.19	5.86	12.90	H
	12483	-48.95	-25	-23.95	-56.62	6.72	14.39	H
	14985	-38.45	-25	-13.45	-46.63	7.55	15.73	H
	17478	-53.35	-25	-28.35	-62.05	8.38	17.08	H
	4995	-62.87	-25	-37.87	-68.88	4.20	10.21	V
	7490	-32.89	-25	-7.89	-39.75	5.12	11.98	V
	9990	-43.65	-25	-18.65	-50.69	5.86	12.90	V
	12483	-44.73	-25	-19.73	-52.40	6.72	14.39	V
	14985	-34.85	-25	-9.85	-43.03	7.55	15.73	V
	17478	-49.94	-25	-24.94	-58.64	8.38	17.08	V
Middle	5168	-61.60	-25	-36.60	-67.61	4.20	10.21	H
	7752	-36.75	-25	-11.75	-43.61	5.12	11.98	H
	10335	-47.87	-25	-22.87	-54.91	5.86	12.90	H
	12918	-45.55	-25	-20.55	-53.22	6.72	14.39	H
	15504	-46.58	-25	-21.58	-54.76	7.55	15.73	H
	5168	-55.09	-25	-30.09	-61.10	4.20	10.21	V
	7752	-32.86	-25	-7.86	-39.72	5.12	11.98	V
	10335	-43.60	-25	-18.60	-50.64	5.86	12.90	V
	12918	-46.99	-25	-21.99	-54.66	6.72	14.39	V
	15504	-45.31	-25	-20.31	-53.49	7.55	15.73	V



Highest	5340	-51.53	-25	-26.53	-57.54	4.20	10.21	H
	8015	-33.06	-25	-8.06	-39.92	5.12	11.98	H
	10683	-50.55	-25	-25.55	-57.59	5.86	12.90	H
	13356	-44.24	-25	-19.24	-51.91	6.72	14.39	H
	16029	-55.78	-25	-30.78	-63.96	7.55	15.73	H
	5340	-59.28	-25	-34.28	-65.29	4.20	10.21	V
	8015	-35.42	-25	-10.42	-42.28	5.12	11.98	V
	10683	-46.73	-25	-21.73	-53.77	5.86	12.90	V
	13356	-44.72	-25	-19.72	-52.39	6.72	14.39	V
	16029	-51.49	-25	-26.49	-59.67	7.55	15.73	V

Remark: Spurious emissions within 30-1000MHz were found more than 20dB below limit line.



LTE Band 66 / 20MHz / QPSK								
Channel	Frequency ( MHz )	EIRP ( dBm )	Limit ( dBm )	Over Limit ( dB )	S.G. Power ( dBm )	TX Cable loss ( dB )	TX Antenna Gain (dBi)	Polarization (H/V)
Lowest	3423	-57.23	-13	-44.23	-61.95	3.41	8.13	H
	5133	-56.80	-13	-43.80	-62.81	4.195	10.20	H
	6843	-42.52	-13	-29.52	-48.97	4.91	11.36	H
	8556	-35.43	-13	-22.43	-42.40	5.53	12.50	H
	10269	-36.78	-13	-23.78	-43.64	6.04	12.90	H
	11979	-35.19	-13	-22.19	-42.39	6.726	13.93	H
	13689	-32.52	-13	-19.52	-39.96	6.96	14.40	H
	3423	-61.49	-13	-48.49	-66.21	3.413	8.13	V
	5133	-57.13	-13	-44.13	-63.14	4.195	10.20	V
	6843	-47.89	-13	-34.89	-54.34	4.911	11.36	V
	8556	-39.83	-13	-26.83	-46.80	5.527	12.50	V
	10269	-46.59	-13	-33.59	-53.45	6.038	12.90	V
	11979	-43.37	-13	-30.37	-50.57	6.726	13.93	V
	13689	-38.74	-13	-25.74	-46.18	6.963	14.40	V
Middle	3471	-55.30	-13	-42.30	-60.02	3.41	8.13	H
	5208	-50.94	-13	-37.94	-56.95	4.195	10.20	H
	6945	-38.93	-13	-25.93	-45.38	4.91	11.36	H
	8679	-34.19	-13	-21.19	-41.16	5.53	12.50	H
	10413	-36.22	-13	-23.22	-43.08	6.04	12.90	H
	12150	-29.95	-13	-16.95	-37.15	6.726	13.93	H
	13887	-31.46	-13	-18.46	-38.90	6.96	14.40	H
	3471	-60.31	-13	-47.31	-65.03	3.413	8.13	V
	5208	-58.09	-13	-45.09	-64.10	4.195	10.20	V
	6945	-44.66	-13	-31.66	-51.11	4.911	11.36	V
	8679	-39.19	-13	-26.19	-46.16	5.527	12.50	V
	10413	-45.56	-13	-32.56	-52.42	6.038	12.90	V
	12150	-39.02	-13	-26.02	-46.22	6.726	13.93	V
	13887	-40.25	-13	-27.25	-47.69	6.963	14.40	V



Highest	3522	-55.89	-13	-42.89	-60.61	3.41	8.13	H
	5283	-54.48	-13	-41.48	-60.49	4.195	10.20	H
	7044	-39.56	-13	-26.56	-46.01	4.91	11.36	H
	8805	-34.60	-13	-21.60	-41.57	5.53	12.50	H
	10566	-35.72	-13	-22.72	-42.58	6.04	12.90	H
	12330	-28.36	-13	-15.36	-35.56	6.726	13.93	H
	14085	-33.75	-13	-20.75	-41.19	6.96	14.40	H
	3522	-60.39	-13	-47.39	-65.11	3.413	8.13	V
	5283	-56.58	-13	-43.58	-62.59	4.195	10.20	V
	7044	-44.99	-13	-31.99	-51.44	4.911	11.36	V
	8805	-39.41	-13	-26.41	-46.38	5.527	12.50	V
	10566	-44.10	-13	-31.10	-50.96	6.038	12.90	V
	12330	-36.50	-13	-23.50	-43.70	6.726	13.93	V
	14085	-40.94	-13	-27.94	-48.38	6.963	14.40	V

Remark: Spurious emissions within 30-1000MHz were found more than 20dB below limit line.



For CA:

LTE Band 7 CA / 20M+15M / QPSK								
Channel	Frequency ( MHz )	EIRP ( dBm )	Limit ( dBm )	Over Limit ( dB )	S.G. Power ( dBm )	TX Cable loss ( dB )	TX Antenna Gain (dBi)	Polarization (H/V)
Lowest	5036	-56.40	-25	-31.40	-62.41	4.20	10.21	H
	7556	-60.25	-25	-35.25	-67.11	5.12	11.98	H
	10083	-58.63	-25	-33.63	-65.67	5.86	12.90	H
	5036	-55.18	-25	-30.18	-61.19	4.20	10.21	V
	7556	-57.43	-25	-32.43	-64.29	5.12	11.98	V
	10083	-60.14	-25	-35.14	-67.18	5.86	12.90	V
Middle	5072	-60.70	-25	-35.70	-66.71	4.20	10.21	H
	7612	-58.97	-25	-33.97	-65.83	5.12	11.98	H
	10152	-58.28	-25	-33.28	-65.32	5.86	12.90	H
	5072	-55.53	-25	-30.53	-61.54	4.20	10.21	V
	7608	-53.05	-25	-28.05	-59.91	5.12	11.98	V
	10152	-59.60	-25	-34.60	-66.64	5.86	12.90	V
Highest	5108	-55.59	-25	-30.59	-61.60	4.20	10.21	H
	7664	-58.00	-25	-33.00	-64.86	5.12	11.98	H
	10221	-58.83	-25	-33.83	-65.87	5.86	12.90	H
	5108	-56.74	-25	-31.74	-62.75	4.20	10.21	V
	7664	-54.82	-25	-29.82	-61.68	5.12	11.98	V
	10221	-59.67	-25	-34.67	-66.71	5.86	12.90	V

Remark: Spurious emissions within 30-1000MHz were found more than 20dB below limit line.





LTE Band 41 CA / 20M+15M / QPSK								
Channel	Frequency ( MHz )	EIRP ( dBm )	Limit ( dBm )	Over Limit ( dB )	S.G. Power ( dBm )	TX Cable loss ( dB )	TX Antenna Gain (dBi)	Polarization (H/V)
Lowest	5040	-57.17	-25	-32.17	-63.18	4.20	10.21	H
	7560	-54.76	-25	-29.76	-61.62	5.12	11.98	H
	10080	-55.31	-25	-30.31	-62.35	5.86	12.90	H
	12594	-55.75	-25	-30.75	-63.42	6.72	14.39	H
	15120	-56.86	-25	-31.86	-65.04	7.55	15.73	H
	5040	-54.30	-25	-29.30	-60.31	4.20	10.21	V
	7560	-49.55	-25	-24.55	-56.41	5.12	11.98	V
	10074	-54.37	-25	-29.37	-61.41	5.86	12.90	V
	12600	-50.20	-25	-25.20	-57.87	6.72	14.39	V
	15120	-50.84	-25	-25.84	-59.02	7.55	15.73	V
Middle	5192	-51.06	-25	-26.06	-57.07	4.20	10.21	H
	7784	-48.28	-25	-23.28	-55.14	5.12	11.98	H
	10380	-56.01	-25	-31.01	-63.05	5.86	12.90	H
	5188	-49.25	-25	-24.25	-55.26	4.20	10.21	V
	7788	-43.86	-25	-18.86	-50.72	5.12	11.98	V
	10380	-53.96	-25	-28.96	-61.00	5.86	12.90	V
Highest	5348	-60.16	-25	-35.16	-66.17	4.20	10.21	H
	8024	-48.39	-25	-23.39	-55.25	5.12	11.98	H
	10698	-58.31	-25	-33.31	-65.35	5.86	12.90	H
	5348	-55.63	-25	-30.63	-61.64	4.20	10.21	V
	8024	-44.30	-25	-19.30	-51.16	5.12	11.98	V
	10698	-55.83	-25	-30.83	-62.87	5.86	12.90	V

Remark: Spurious emissions within 30-1000MHz were found more than 20dB below limit line.