




# RF EXPOSURE REPORT



Report No.: 16050024-FCC-H

Applicant	Quectel Wireless Solutions Co., Ltd.	
Product Name	GSM/GPRS/GNSS Module	
Model No.	MC60	
Serial No.	N/A	
Test Standard	FCC 2.1091:2015	
Test Date	August 24 to September 22, 2016	
Issue Date	October 7, 2016	
Test Result	<input checked="" type="checkbox"/> Pass <input type="checkbox"/> Fail	
Equipment complied with the specification	<input checked="" type="checkbox"/>	
Equipment did not comply with the specification	<input type="checkbox"/>	
		
Loren Luo Test Engineer	David Huang Checked By	
This test report may be reproduced in full only Test result presented in this test report is applicable to the tested sample only		

Issued by:

**SIEMIC (SHENZHEN-CHINA) LABORATORIES**

Zone A, Floor 1, Building 2 Wan Ye Long Technology Park

South Side of Zhoushi Road, Bao' an District, Shenzhen, Guangdong China 518108

Phone: +86 0755 2601 4629801 Email: [China@siemic.com.cn](mailto:China@siemic.com.cn)

## Laboratories Introduction

SIEMIC, headquartered in the heart of Silicon Valley, with superior facilities in US and Asia, is one of the leading independent testing and certification facilities providing customers with one-stop shop services for Compliance Testing and Global Certifications.



In addition to testing and certification, SIEMIC provides initial design reviews and compliance management throughout a project. Our extensive experience with China, Asia Pacific, North America, European, and International compliance requirements, assures the fastest, most cost effective way to attain regulatory compliance for the global markets.

### Accreditations for Conformity Assessment

Country/Region	Scope
USA	EMC, RF/Wireless, SAR, Telecom
Canada	EMC, RF/Wireless, SAR, Telecom
Taiwan	EMC, RF, Telecom, SAR, Safety
Hong Kong	RF/Wireless, SAR, Telecom
Australia	EMC, RF, Telecom, SAR, Safety
Korea	EMI, EMS, RF, SAR, Telecom, Safety
Japan	EMI, RF/Wireless, SAR, Telecom
Singapore	EMC, RF, SAR, Telecom
Europe	EMC, RF, SAR, Telecom, Safety

Test Report	16050024-FCC-H
Page	3 of 15

This page has been left blank intentionally.

# CONTENTS

1. REPORT REVISION HISTORY .....	5
2. CUSTOMER INFORMATION .....	5
3. TEST SITE INFORMATION.....	5
4. EQUIPMENT UNDER TEST (EUT) INFORMATION .....	6
5. FCC §2.1091 - MAXIMUM PERMISSIBLE EXPOSURE (MPE) .....	7
6.1 APPLICABLE STANDARD.....	7
6.2 TEST RESULT .....	8

## 1. Report Revision History

Report No.	Report Version	Description	Issue Date
16050024-FCC-H	NONE	Original	September 23, 2016
16050024-FCC-H	V1	Added the describes of antenna type	September 30, 2016
16050024-FCC-H	V2	Re-evaluating of BT MPE	October 7, 2016

## 2. Customer information

Applicant Name	Quectel Wireless Solutions Co., Ltd.
Applicant Add	RM501,Building 13,No.99 TianZhou Road,Xuhui District,Shanghai,China
Manufacturer	Quectel Wireless Solutions Co., Ltd.
Manufacturer Add	RM501,Building 13,No.99 TianZhou Road,Xuhui District,Shanghai,China

## 3. Test site information

Lab performing tests	SIEMIC (Shenzhen-China) LABORATORIES
Lab Address	Zone A, Floor 1, Building 2 Wan Ye Long Technology Park South Side of Zhoushi Road, Bao' an District, Shenzhen, Guangdong China 518108
FCC Test Site No.	718246
IC Test Site No.	4842E-1
Test Software	Labview of SIEMIC version 2.0

## 4. Equipment under Test (EUT) Information

Description of EUT:	GSM/GPRS/GNSS Module
Main Model:	MC60
Serial Model:	N/A
Antenna Gain:	<p>GSM850: 1dBi PCS1900: 1dBi ( Note: The GSM radio module will be sold without antenna, this antenna only used limited to ERP/EIRP or radiated spurious emission test. ) Bluetooth:1dBi</p>
Antenna Type :	<p>GSM : External antenna BT: Chip antenna</p>
Input Power:	Spec: DC 4.0V
Trade Name :	Quectel
Type of Modulation:	<p>GSM / GPRS: GMSK Bluetooth: GFSK, <math>\pi</math> /4DQPSK, 8DPSK</p>
RF Operating Frequency (ies):	<p>GSM850 TX: 824.2 ~ 848.8 MHz; RX: 869.2 ~ 893.8 MHz PCS1900 TX: 1850.2 ~ 1909.8 MHz; RX: 1930.2 ~ 1989.8 MHz Bluetooth: 2402-2480 MHz</p>
Number of Channels:	<p>GSM 850: 124CH PCS1900: 299CH Bluetooth: 79CH</p>
FCC ID:	XMR201609MC60

## 5. FCC §2.1091 - Maximum Permissible exposure (MPE)

### 6.1 Applicable Standard

According to §1.1307(b)(1), systems operating under the provisions of this section shall be operated in a manner that ensures that the public is not exposed to radio frequency energy level in excess of the Commission' s guidelines.

According to §1.1310 and §2.1091 RF exposure is calculated.

Limits for General Population/Uncontrolled Exposure

Limits for General Population/Uncontrolled Exposure				
Frequency Range (MHz)	Electric Field Strength (V/m)	Magnetic Field Strength (A/m)	Power Density (mW/cm <sup>2</sup> )	Averaging Time (minutes)
0.3-1.34	614	1.63	*(100)	30
1.34-30	824/f	2.19/f	*(180/f <sup>2</sup> )	30
30-300	27.5	0.073	0.2	30
300-1500	/	/	f/1500	30
1500-100,000	/	/	1.0	30

f = frequency in MHz

\* = Plane-wave equivalent power density

## 6.2 Test Result

Predication of MPE limit at a given distance

$$S = \frac{PG}{4\pi R^2}$$

Where: S = power density (in appropriate units, e.g. mW/cm<sup>2</sup>)

P = power input to the antenna (in appropriate units, e.g., mW).

G = power gain of the antenna in the direction of interest relative to an isotropic radiator, the power gain factor, is normally numeric gain.

R = distance to the center of radiation of the antenna (appropriate units, e.g., cm)



GSM Mode:

Burst Average Power (dBm);								
Band	GSM850				PCS1900			
Channel	128	190	251	Tune up Power tolerant	512	661	810	Tune up Power tolerant
Frequency (MHz)	824.2	836.6	848.8	/	1850.2	1880	1909.8	/
GSM Voice (1 uplink),GMSK	31.22	<b>31.38</b>	31.25	31.75±0.75	28.66	<b>28.69</b>	28.64	28.75±0.75
GPRS Multi-Slot Class 8 (1 uplink),GMSK	31.22	<b>31.37</b>	31.23	31.75±0.75	28.66	<b>28.67</b>	28.64	28.75±0.75
GPRS Multi-Slot Class 10 (2 uplink) GMSK	30.51	31.31	31.19	30.5±1	28.6	28.6	28.53	28.75±0.75
GPRS Multi-Slot Class 12 (4 uplink) GMSK	30.2	30.01	29.90	29.5±1	28.51	28.52	28.45	28.75±0.75

Remark :

GPRS, CS1 coding scheme.

Multi-Slot Class 8 , Support Max 4 downlink, 1 uplink , 5 working link

Multi-Slot Class 10 , Support Max 4 downlink, 2 uplink , 5 working link

Multi-Slot Class 12 , Support Max 4 downlink, 4 uplink , 5 working link

Band	Source Based time Average Power (dBm)									
	GSM850					PCS1900				
Channel	128	190	251	Time Average factor	Tune up Power tolerant	512	661	810	Time Average factor	Tune up Power tolerant
Frequency (MHz)	824.2	836.6	848.8	/	/	1850.2	1880	1909.8	/	/
GSM Voice (1 uplink),GMSK	22.19	22.35	22.22	-9.03	22.75±0.75	19.63	19.66	19.61	-9.03	19.75±0.75
GPRS Multi-Slot Class 8 (1 uplink),GMSK	22.19	22.34	22.20	-9.03	22.75±0.75	19.63	19.64	19.61	-9.03	19.75±0.75
GPRS Multi-Slot Class 10 (2 uplink) GMSK	24.49	25.29	25.17	-6.02	24.5±1	22.58	22.58	22.51	-6.02	22.75±0.75
GPRS Multi-Slot Class 12 (4 uplink) GMSK	27.19	27.00	26.89	-3.01	26.5±1	25.50	25.51	25.44	-3.01	25.75±0.75

Remark :

GPRS, CS1 coding scheme.

Multi-Slot Class 8 , Support Max 4 downlink, 1 uplink , 5 working link

Multi-Slot Class 10 , Support Max 4 downlink, 2 uplink , 5 working link

Multi-Slot Class 12 , Support Max 4 downlink, 4 uplink , 5 working link

**Bluetooth Mode:**

Type	Test mode	CH	Freq (MHz)	Conducted Power (dBm)	Tune Up Power (dBm)
Output power	GFSK	Low	2402	5.938	6.5±1
		Mid	2441	<b>5.976</b>	6.5±1
		High	2480	5.770	6.5±1
	π /4 DQPSK	Low	2402	5.092	5±1
		Mid	2441	5.102	5±1
		High	2480	4.796	5±1
	8DPSK	Low	2402	5.082	5±1
		Mid	2441	5.270	5±1
		High	2480	5.099	5±1

For Max allowed antenna calculate

**Step 1 ERP/EIRP calculate:**

Frequency bands	Max Turn-up Conducted power (dBm)	ERP/EIRP Limit (dBm)	Margin (dB)
GSM 850	32.5	38.45	5.95
PCS 1900	29.5	33.00	3.50

**Step 2 MPE calculate:**

Frequency bands	Max Turn-up Conducted Source Based time Average Power (dBm)	Max Turn-up Conducted Source Based time Average Power (mw)	Distance (cm)	Power Density Limit (mW/cm <sup>2</sup> )	Max allow antenna gain (dBi)
GSM 850	27.5	562.34	20	0.549	6.91
PCS 1900	26.5	446.68	20	1	10.51

**Step 3:**

If meet above step 1 and 2, the Max allows antenna gain show is below:

Frequency bands	Max allow antenna gain (dBi)
GSM 850	5.95
PCS 1900	3.50

**Note:**

Single Modular Approval.

Output power is conducted. This device is to be used in mobile or fixed applications only. Antenna gain including cable loss must not exceed 5.95dBi of 824.2 ~ 848.8 MHz and 3.50dBi of 1850.2 ~ 1909.8 MHz for the purpose of satisfying the requirements of 2.1043 and 2.1091. The antenna(s) used for this transmitter must be installed to provide a separation distance of at least 20cm from all persons and must not be co-located or operated in conjunction with any antenna or transmitter not described under this FCC ID. The final product operating with this transmitter must include operating instructions and antenna installation instructions, for end-users and installers to satisfy RF exposure compliance requirements. Compliance of this device in all final product configurations is the responsibility of the Grantee. Installation of this device into specific final products may require the submission of a Class II permissive change application containing data pertinent to RF Exposure, spurious emissions, ERP/EIRP, and host/module authentication, or new application if appropriate. Installation of this device into specific final products may require the submission of a Class II permissive change application containing data pertinent to RF Exposure, spurious emissions, ERP/EIRP, and host/module authentication, or new application if appropriate.

**MPE:**

Frequency bands	Max. Turn-up Conducted power (dBm)	Max. allow antenna gain (dBi)	Max. ERP/EIRP	Exemption Limit of RF Exposure Evaluation	Result(if Exemption or not)
GSM 850	32.5	5.95	38.45	31.76	NO
PCS 1900	29.5	3.50	33	34.77	Yes

**FCC Part 2.1091 Radiofrequency radiation exposure evaluation: mobile devices.**

(c)(1) Mobile devices that operate in the Commercial Mobile Radio Services pursuant to part 20 of this chapter; the Cellular Radiotelephone Service pursuant to part 22 of this chapter; the Personal Communications Services pursuant to part 24 of this chapter; the Satellite Communications Services pursuant to part 25 of this chapter; the Miscellaneous Wireless Communications Services pursuant to part 27 of this chapter; the Maritime Services (ship earth station devices only) pursuant to part 80 of this chapter; the Specialized Mobile Radio Service, and the 3650 MHz Wireless Broadband Service pursuant to part 90 of this chapter; and the Citizens Broadband Radio Service pursuant to part 96 of this chapter are subject to routine environmental evaluation for RF exposure prior to equipment authorization or use if:

(i) They operate at frequencies of 1.5 GHz or below and their effective radiated power (ERP) is 1.5 watts or more, or

(ii) They operate at frequencies above 1.5 GHz and their ERP is 3 watts or more

**MPE:**

**GSM850**

For the antenna manufacturer provide only used limited to ERP/EIRP or radiated spurious emission test. The MPE evaluation as below:

Max Turn-up Conducted Source Based time Average Power (dBm) at antenna input terminal:  
27.5 (dBm)

Maximum output power at antenna input terminal: 562.4(mW)

Prediction distance: >20 (cm)

Predication frequency: 824.2 (MHz) Low frequency

Antenna Gain (typical): 5.95 (dBi)

Antenna Gain (typical): 3.936 (numeric)

The worst case is power density at predication frequency at 20 cm: 0.44(mW/cm<sup>2</sup>)

MPE limit for general population exposure at prediction frequency: 0.56(mW/cm<sup>2</sup>)

$0.44(\text{mW}/\text{cm}^2) < 0.56 (\text{mW}/\text{cm}^2)$

**Result: Pass**

**BT**

For the antenna manufacturer provide only used limited to ERP/EIRP or radiated spurious emission test. The MPE evaluation as below:

Maximum output power at antenna input terminal: 7.5 (dBm)

Maximum output power at antenna input terminal: 5.62 (mW)

Prediction distance: >20 (cm)

Predication frequency: 2441 (MHz) Low frequency

Antenna Gain (typical): 1.0 (dBi)

Antenna Gain (typical): 1.259 (numeric)

The worst case is power density at predication frequency at 20 cm: 0.0014 (mW/cm<sup>2</sup>)

MPE limit for general population exposure at prediction frequency: 1.0 (mW/cm<sup>2</sup>)

Test Report	16050024-FCC-H
Page	15 of 15

0.0014 (mW/cm<sup>2</sup>) < 1.0 (mW/cm<sup>2</sup>)

**Result: Pass**