



Prüfbericht-Nr.: <i>Test Report No.:</i>	50080611 003	Auftrags-Nr.: <i>Order No.:</i>	164090091	Seite 1 von 213 <i>Page 1 of 213</i>	
Kunden-Referenz-Nr.: <i>Client Reference No.:</i>	N/A	Auftragsdatum: <i>Order date:</i>	07.04.2017		
Auftraggeber: <i>Client:</i>	Lightcomm Technology Co., Ltd. RM 1808 18F, FO TAN INDUSTRIAL CENTRE, NOS. 26-28 AU PUI WAN STREET, FO TAN SHATIN NEW TERRITORIES, HONGKONG				
Prüfgegenstand: <i>Test item:</i>	Insignia Flex Android 10" Tablet				
Bezeichnung / Typ-Nr.: <i>Identification / Type No.:</i>	NS-P10A8100, NS-P10A8100-C, xxxxxxP10Axxxxxxx, MID1023-MA				
Auftrags-Inhalt: <i>Order content:</i>	FCC/IC Certification				
Prüfgrundlage: <i>Test specification:</i>	CFR47 FCC Part 15: Subpart C Section 15.407 CFR47 FCC Part 15: Subpart C Section 15.207 CFR47 FCC Part 15: Subpart C Section 15.209 RSS-247 Issue 1 May 2015 RSS-Gen Issue 4 November 2014 KDB 789033 D02 v01				
Wareneingangsdatum: <i>Date of receipt:</i>	07.04.2017				
Prüfmuster-Nr.: <i>Test sample No.:</i>	A000526117-004 ~ 008				
Prüfzeitraum: <i>Testing period:</i>	13.04.2017 - 09.05.2017				
Ort der Prüfung: <i>Place of testing:</i>	Shenzhen EMTEK Co., Ltd.				
Prüflaboratorium: <i>Testing laboratory:</i>	TÜV Rheinland (Shenzhen) Co., Ltd.				
Prüfergebnis*: <i>Test result*:</i>	Pass				
geprüft von / tested by:			kontrolliert von / reviewed by:		
09.06.2017	Andy Yan/Project Manager		09.06.2017	Owen Tian/Technical Certifier	
Datum <i>Date</i>	Name / Stellung <i>Name / Position</i>	Unterschrift <i>Signature</i>	Datum <i>Date</i>	Name / Stellung <i>Name / Position</i>	Unterschrift <i>Signature</i>
Sonstiges / Other:	FCC ID: XMF-P10A8100 IC: 20064-P10A8100				
Zustand des Prüfgegenstandes bei Anlieferung: <i>Condition of the test item at delivery:</i>	Prüfmuster vollständig und unbeschädigt <i>Test item complete and undamaged</i>				
* Legende:	1 = sehr gut P(ass) = entspricht o.g. Prüfgrundlage(n)	2 = gut P(ass) = passed a.m. test specification(s)	3 = befriedigend F(ail) = entspricht nicht o.g. Prüfgrundlage(n)	4 = ausreichend N/A = nicht anwendbar	5 = mangelhaft N/T = nicht getestet
Legend:	1 = very good	2 = good	3 = satisfactory	4 = sufficient	5 = poor
			F(ail) = failed a.m. test specification(s)	N/A = not applicable	N/T = not tested
Dieser Prüfbericht bezieht sich nur auf das o.g. Prüfmuster und darf ohne Genehmigung der Prüfstelle nicht auszugsweise vervielfältigt werden. Dieser Bericht berechtigt nicht zur Verwendung eines Prüfzeichens. <i>This test report only relates to the a. m. test sample. Without permission of the test center this test report is not permitted to be duplicated in extracts. This test report does not entitle to carry any test mark.</i>					

Prüfbericht - Nr.: 50080611 003

Test Report No.

Seite 2 von 213

Page 2 of 213

TEST SUMMARY

5.1.1 ANTENNA REQUIREMENT*RESULT: Pass***5.1.2 CONDUCTED OUTPUT POWER***RESULT: Pass***5.1.3 26dB BANDWIDTH***RESULT: Pass***5.1.4 99% BANDWIDTH***RESULT: Pass***5.1.5 6dB BANDWIDTH***RESULT: Pass***5.1.6 POWER SPECTRAL DENSITY***RESULT: Pass***5.1.7 SPURIOUS EMISSION***RESULT: Pass***5.1.8 CONDUCTED EMISSIONS***RESULT: Pass*

CONTENTS

1.	GENERAL REMARKS	4
1.1	COMPLEMENTARY MATERIALS	4
2.	TEST SITES	4
2.1	TEST FACILITIES	4
2.2	LIST OF TEST AND MEASUREMENT INSTRUMENTS.....	5
2.3	TRACEABILITY	6
2.4	CALIBRATION	6
2.5	MEASUREMENT UNCERTAINTY.....	6
2.6	LOCATION OF ORIGINAL DATA.....	6
2.7	STATUS OF FACILITY USED FOR TESTING.....	7
3.	GENERAL PRODUCT INFORMATION	8
3.1	PRODUCT FUNCTION AND INTENDED USE.....	8
3.2	RATINGS AND SYSTEM DETAILS	8
3.3	INDEPENDENT OPERATION MODES	9
3.4	NOISE GENERATING AND NOISE SUPPRESSING PARTS	9
3.5	SUBMITTED DOCUMENTS	9
4.	TEST SET-UP AND OPERATION MODES	10
4.1	PRINCIPLE OF CONFIGURATION SELECTION.....	10
4.2	TEST OPERATION AND TEST SOFTWARE	10
4.3	SPECIAL ACCESSORIES AND AUXILIARY EQUIPMENT	10
4.4	COUNTERMEASURES TO ACHIEVE ERM COMPLIANCE	10
4.5	TEST SETUP DIAGRAM	11
5.	TEST RESULTS	13
5.1	TRANSMITTER REQUIREMENT & TEST SUITES	13
5.1.1	<i>Antenna Requirement.....</i>	<i>13</i>
5.1.2	<i>Conducted Output Power.....</i>	<i>14</i>
5.1.3	<i>26dB Bandwidth.....</i>	<i>15</i>
5.1.4	<i>99% Bandwidth</i>	<i>16</i>
5.1.5	<i>6dB Bandwidth.....</i>	<i>17</i>
5.1.6	<i>Power spectral density.....</i>	<i>18</i>
5.1.7	<i>Spurious Emission</i>	<i>19</i>
5.1.8	<i>Conducted emissions.....</i>	<i>208</i>
6.	PHOTOGRAPHS OF THE TEST SET-UP	211
7.	LIST OF TABLES	213
8.	LIST OF PHOTOGRAPHS	213

1. General Remarks

1.1 Complementary Materials

None.

2. Test Sites

2.1 Test Facilities

Shenzhen EMTEK Co., Ltd.

(FCC Registration No.: 709623)

(Test site Industry Canada No.: 4480A-2)

Bldg 69, Majialong Industry Zone, Nanshan District,
Shenzhen, Guangdong, P.R. China

The tests at the test site have been conducted under the supervision of a TÜV engineer.

2.2 List of Test and Measurement Instruments

Table 1: List of Test and Measurement Equipment

Kind of Equipment	Manufacturer	Type	S/N	Calibrated until
Transmitter spurious emissions				
EMI Test Receiver	Rohde & Schwarz	ESU	1302.6005.26	2017-05-16
Loop Antenna	Schwarzbeck	FMZB 1519	1519-012	2017-05-16
Cable	H+B	3M SF104-26.5	295838/4	2017-05-28
Cable	H+B	6M SF104-26.5	295840/4	2017-05-28
Pre-Amplifier	HP	8447F	2944A07999	2017-05-16
Bilog Antenna	Schwarzbeck	VULB9163	142	2017-05-28
Cable	Schwarzbeck	AK9513	ACRX1	2017-05-16
Cable	Rosenberger	N/A	FP2RX2	2017-05-16
Cable	Schwarzbeck	AK9513	CRPX1	2017-05-28
Cable	Schwarzbeck	AK9513	CRRX2	2017-05-28
Pre-Amplifier	A.H.	PAM-0126	1415261	2017-05-16
Horn Antenna	Schwarzbeck	BBHA 9120	707	2017-05-28
Pre-Amplifier	A.H.	PAM-0126	1415261	2017-05-16
Horn Antenna	Schwarzbeck	BBHA 9170	BBHA91703 99	2017-05-16
EMI Test Receiver	Rohde & Schwarz	FSV40	132.1- 3008K39- 100967-AP	2017-05-16
Pre-Amplifier	Lunar EM	LNA26G40-40	J101313102 8001	2017-05-16
Horn Antenna	AHS/USA	SAS-573	184	2017-05-16
Cable	H+B	0.5M SF104- 26.5	289147/4	2017-05-16
Cable	H+B	3M SF104-26.5	295838/4	2017-05-16
Cable	H+B	6M SF104-26.5	295840/4	2017-05-16
Radio Spectrum Test				
EMI Test Receiver	Rohde & Schwarz	ESCI	101045	2017-05-16
Vector Signal Generater	Agilent	N5182B	My53050553	2017-05-28
Analog Signal Generator	Agilent	N5171B	My53050878	2017-05-28
Signal Analyzer	Agilent	N9010A	My53470879	2017-05-28
Power Meter	Agilent	PS-X10-100	N/A	2017-05-28
Temp. / Humidity Chamber	Kingson	THS-M1	242	2017-05-28
Conducted Emission				
Test Receiver	Rohde & Schwarz	ESCS30	828985/018	2017-05-16
L.I.S.N.	Schwarzbeck	NNLK8129	8129203	2017-05-16
Pulse Limiter	Rohde & Schwarz	ESH3-Z2	100006	2017-05-16
Voltage Probe	Rohde & Schwarz	TK9416	N/A	2017-05-16
I.S.N	Rohde & Schwarz	ENY22	1109.9508.02	2017-05-16
50Ω Coaxial Switch	Anritsu	MP59B	M20531	2017-05-16

2.3 Traceability

All measurement equipment calibrations are traceable to NIST or where calibration is performed outside the United States, to equivalent nationally recognized standards organizations.

2.4 Calibration

Equipment requiring calibration is calibrated periodically by the manufacturer or according to manufacturer's specifications. Additionally all equipment is verified for proper performance on a regular basis using in house standards or comparisons.

2.5 Measurement Uncertainty

Table 2: Measurement Uncertainty

Parameter	Uncertainty
Radio Frequency	$\pm 1 \times 10^{-5}$
Maximum Peak Output Power Test	$\pm 1.0\text{dB}$
Conducted Emissions Test	$\pm 2.0\text{dB}$
Radiated Emission Test	$\pm 2.0\text{dB}$
Power Density	$\pm 2.0\text{dB}$
Occupied Bandwidth Test	$\pm 1.0\text{dB}$
Band Edge Test	$\pm 3\text{dB}$
All emission, radiated	$\pm 3\text{dB}$
Antenna Port Emission	$\pm 3\text{dB}$
Temperature	$\pm 0.5^\circ\text{C}$
Humidity	$\pm 3\%$

2.6 Location of Original Data

The original copies of all test data taken during actual testing were retained in the TÜV Rheinland (Shenzhen) file for certification follow-up purposes.

Prüfbericht - Nr.: 50080611 003*Test Report No.***Seite 7 von 213***Page 7 of 213*

2.7 Status of Facility Used for Testing

Shenzhen EMTEK Co., Ltd. test facility located at Bldg 69, Majialong Industry Zone, Nanshan District, Shenzhen, Guangdong, P.R. China is listed on the US Federal Communications Commission list of facilities approved to perform measurements.

3. General Product Information

3.1 Product Function and Intended Use

The EUTs are Android 10" tablet with Wi-Fi, Bluetooth function.
 All models are identical except the model name.
 For details refer to the User Manual and Circuit Diagram.

3.2 Ratings and System Details

Table 3: Technical Specification of EUT

Technical Specification	Value
Kind of Equipment	Insignia Flex Android 10" Tablet
Type Designation	NS-P10A8100, NS-P10A8100-C, xxxxxxP10Axxxxxxxx, MID1023-MA
FCC ID	XMF-P10A8100
IC	20064-P10A8100
Operating Frequency band	5180 – 5240MHz, 5745 – 5825MHz
Extreme Temperature Range	0~+40°C
Operation Voltage	DC 5V (via AC/DC adapter)
Antenna Gain	0.84dBi

Table 4: Technical Specification of 5GHz, 802.11a/n

Operating mode(s) / WiFi	IEEE 802.11a	IEEE 802.11n HT20	IEEE 802.11n HT40
Test modulation	OFDM (BPSK, QPSK, 16-QAM, 64-QAM)	OFDM (BPSK, QPSK, 16-QAM, 64-QAM)	OFDM (BPSK, QPSK, 16-QAM, 64-QAM)
Transmit Frequency Range (MHz)	5180 - 5240, 5745 - 5825	5180 - 5240, 5745 - 5825	5190 - 5230, 5755 - 5795
Channel Number	9	9	4
Data Rate (Mbps)	6, 9, 12, 18, 24, 36, 48, 54	MCS0 ~ MCS7	MCS0 ~ MCS7
Maximum output power (dBm)	14	13	13

Table 5: List of WLAN Channel of 5GHz 802.11a/n

802.11a		802.11n HT20		802.11n HT40	
Channel Number	Frequency (MHz)	Channel Number	Frequency (MHz)	Channel Number	Frequency (MHz)
36	5180	36	5180	38	5190
40	5200	40	5200	46	5230
44	5220	44	5220	151	5755
48	5240	48	5240	159	5795
149	5745	149	5745		
153	5765	153	5765		
157	5785	157	5785		
161	5805	161	5805		
165	5825	165	5825		

3.3 Independent Operation Modes

The basic operation modes are:

- A. On, Wi-Fi mode
 - 1. Transmitting
 - a. 802.11a
 - b. 802.11n HT20
 - c. 802.11n HT40
 - 2. Receiving
- B. Standby
- C. Off

3.4 Noise Generating and Noise Suppressing Parts

Refer to the Circuit Diagram.

3.5 Submitted Documents

- Bill of Material
- Constructional Drawing
- PCB Layout
- Photo Document
- Circuit Diagram
- Instruction Manual
- Rating Label

4. Test Set-up and Operation Modes

4.1 Principle of Configuration Selection

The equipment under test (EUT) was configured to measure its maximum power level. The test modes were adapted accordingly in reference to the instructions for use.

4.2 Test Operation and Test Software

Test operation refers to test setup in chapter 5. All testing were performed according to the procedures in ANSI C63.10: 2013.

4.3 Special Accessories and Auxiliary Equipment

The EUT was tested together with the following accessories:

Description	Manufacturer	Part No.	Rating
AC/DC Adapter	Dongguan Aohai Power Technology Co., Ltd	A88-502000	Input: AC 100-240V, 50/60Hz, 0.35A; Output: DC 5V, 2.0A

The EUT was tested with following cables:

Interface(s)/Port(s):	Max. cable length, shielding	Cable classification
AC Mains of adapter	2 cores, non-shielded port, 3m	AC Power Input
DC input port	2 cores, non-shielded port, 1m	DC Power Input

4.4 Countermeasures to Achieve ERM Compliance

The test sample which has been tested contained the noise suppression parts as described in the Technical Construction File (TCF). No additional measures were employed to achieve compliance.

4.5 Test Setup Diagram

Diagram of Measurement Configuration for Radiation Test of below 1GHz

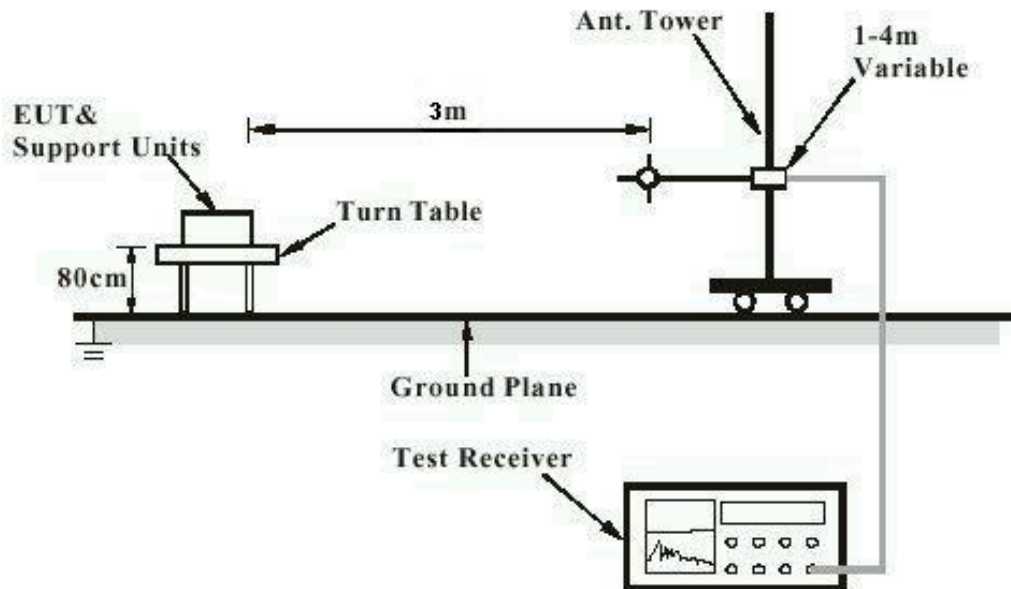


Diagram of Measurement Configuration for Radiation Test of above 1GHz

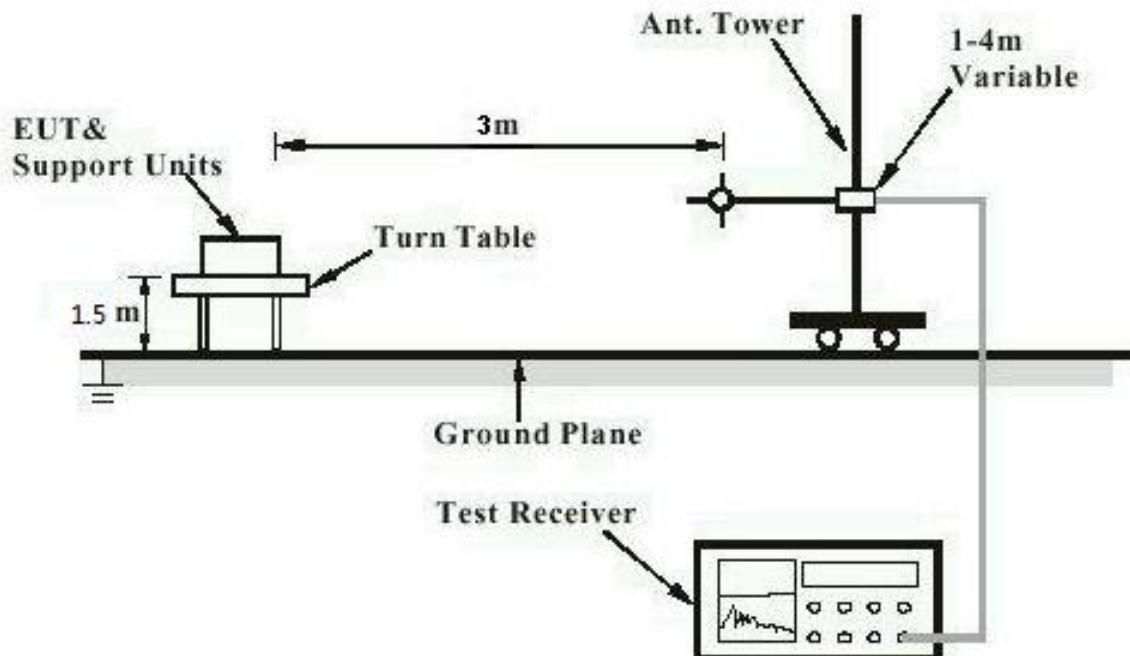


Diagram of Measurement Equipment Configuration for Conduction Measurement

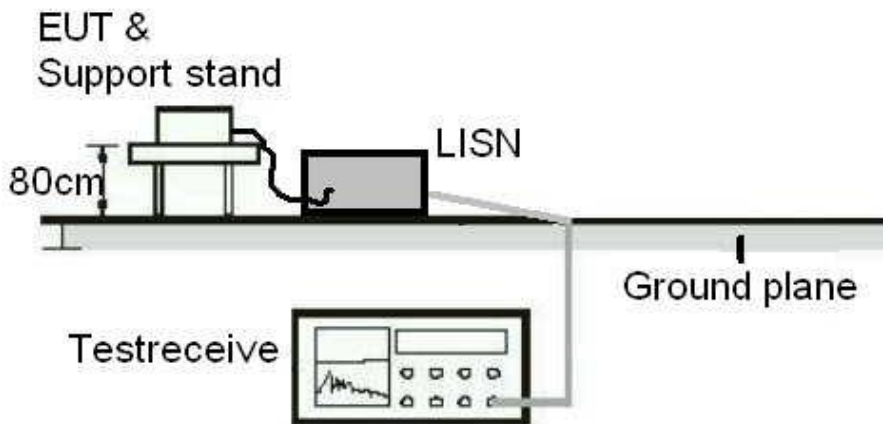
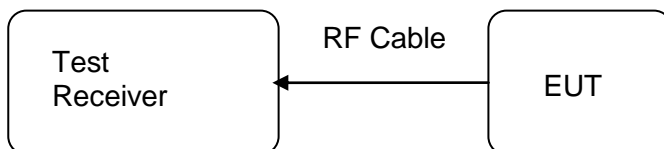


Diagram of Measurement Equipment Configuration for Transmitter Measurement



5. Test Results

5.1 Transmitter Requirement & Test Suites

5.1.1 Antenna Requirement

RESULT:**Pass**

Test standard : FCC Part 15.203
RSS-Gen Clause 8.3
Limit The use of antennas with directional gains that do not exceed 6dBi

According to the manufacturer declared, the EUT has an internal antenna, the directional gain of antenna is 0.84dBi, and the antenna connector is designed with permanent attachment and no consideration of replacement. Therefore the EUT is considered sufficient to comply with the provision.

5.1.2 Conducted Output Power

RESULT:
Pass

Test date : 2017-04-13
 Test standard : FCC Part 15.407(a)(1)(iv)
 FCC Part 15.407(a)(3)
 RSS-247 clause 6.2.1(1)
 RSS-247 clause 6.2.4(1)
 Basic standard : ANSI C63.10: 2013
 Limit : 24dBm for FCC, 23dBm for IC (Band U-NII-1)
 30dBm (Band U-NII-3)
 Kind of test site : Shielded room

Test setup

Test Channel : Low/ Middle/ High
 Operation Mode : A.1
 Ambient temperature : 25°C
 Relative humidity : 50%
 Atmospheric pressure : 101kPa

Table 6: Test result of Conducted Output Power of Band U-NII-1

Mode	Channel Frequency (MHz)	Conducted Output Power (dBm)	Limit (dBm)
802.11a	5180	12.74	23
	5200	13.03	23
	5240	13.59	23
802.11n HT20	5180	12.77	23
	5200	12.02	23
	5240	12.58	23
802.11n HT40	5190	12.30	23
	5230	12.59	23

Table 7: Test result of Conducted Output Power of Band U-NII-3

Mode	Channel Frequency (MHz)	Peak Output Power (dBm)	Limit (dBm)
802.11a	5745	12.93	30
	5785	12.15	30
	5825	12.69	30
802.11n HT20	5745	12.58	30
	5785	12.16	30
	5825	12.21	30
802.11n HT40	5755	12.29	30
	5795	12.05	30

5.1.3 26dB Bandwidth

RESULT:
Pass

Date of testing : 2017-04-13
 Test standard : FCC Part 15.407(a)(5)
 Basic standard : ANSI C63.10: 2013
 Kind of test site : Shielded room

Test setup

Test Channel : Low/ Middle/ High
 Operation Mode : A.1
 Ambient temperature : 25°C
 Relative humidity : 50%
 Atmospheric pressure : 101kPa

Table 8: Test result of 26dB Bandwidth Band U-NII-1

Mode	Channel Frequency (MHz)	26dB Bandwidth (MHz)	Limit (MHz)
802.11a	5180	22.27	N/A
	5200	20.90	N/A
	5240	22.11	N/A
802.11n HT20	5180	22.82	N/A
	5200	22.31	N/A
	5240	23.33	N/A
802.11n HT40	5190	63.44	N/A
	5230	53.85	N/A

Table 9: Test result of 26dB Bandwidth of Band U-NII-3

Mode	Channel Frequency (MHz)	26dB Bandwidth (MHz)	Limit (MHz)
802.11a	5745	24.89	N/A
	5785	26.50	N/A
	5825	24.10	N/A
802.11n HT20	5745	25.84	N/A
	5785	27.54	N/A
	5825	29.97	N/A
802.11n HT40	5755	58.80	N/A
	5795	69.58	N/A

5.1.4 99% Bandwidth

RESULT:
Pass

Date of testing : 2017-04-13
 Test standard : RSS-Gen clause 6.6
 Basic standard : ANSI C63.10: 2013
 Kind of test site : Shielded room

Test setup

Test Channel : Low/ Middle/ High
 Operation Mode : A.1
 Ambient temperature : 25°C
 Relative humidity : 50%
 Atmospheric pressure : 101kPa

Table 10: Test result of 99% Bandwidth Band U-NII-1

Mode	Channel Frequency (MHz)	99% Bandwidth (MHz)	Limit (MHz)
802.11a	5180	16.667	N/A
	5200	16.605	N/A
	5240	16.597	N/A
802.11n HT20	5180	17.682	N/A
	5200	17.680	N/A
	5240	17.731	N/A
802.11n HT40	5190	36.458	N/A
	5230	36.292	N/A

Table 11: Test result of 99% Bandwidth of Band U-NII-3

Mode	Channel Frequency (MHz)	99% Bandwidth (MHz)	Limit (MHz)
802.11a	5745	16.681	N/A
	5785	16.751	N/A
	5825	16.764	N/A
802.11n HT20	5745	17.753	N/A
	5785	17.792	N/A
	5825	17.826	N/A
802.11n HT40	5755	36.441	N/A
	5795	36.623	N/A

5.1.5 6dB Bandwidth

RESULT:
Pass

Date of testing : 2017-04-13
 Test standard : FCC Part 15.407(e)
 : RSS-247 clause 6.2.4(1)
 Basic standard : ANSI C63.10: 2013
 Limit : 500kHz for 6dB bandwidth
 Kind of test site : Shielded room

Test setup

Test Channel : Low/ Middle/ High
 Operation Mode : A.1
 Ambient temperature : 25°C
 Relative humidity : 50%
 Atmospheric pressure : 101kPa

Table 12: Test result of 6dB Bandwidth Band U-NII-1

Mode	Channel Frequency (MHz)	6dB Bandwidth (MHz)	Limit (MHz)
802.11a	5180	15.05	≥0.5
	5200	15.15	≥0.5
	5240	15.18	≥0.5
802.11n HT20	5180	15.17	≥0.5
	5200	15.10	≥0.5
	5240	15.95	≥0.5
802.11n HT40	5190	35.44	≥0.5
	5230	35.28	≥0.5

Table 13: Test result of 6dB Bandwidth of Band U-NII-3

Mode	Channel Frequency (MHz)	6dB Bandwidth (MHz)	Limit (MHz)
802.11a	5745	15.49	≥0.5
	5785	15.15	≥0.5
	5825	15.15	≥0.5
802.11n HT20	5745	15.08	≥0.5
	5785	15.13	≥0.5
	5825	15.18	≥0.5
802.11n HT40	5755	35.29	≥0.5
	5795	35.29	≥0.5

Prüfbericht - Nr.: 50080611 003
Test Report No.Seite 19 von 213
Page 19 of 213

5.1.7 Spurious Emission

RESULT:**Pass**

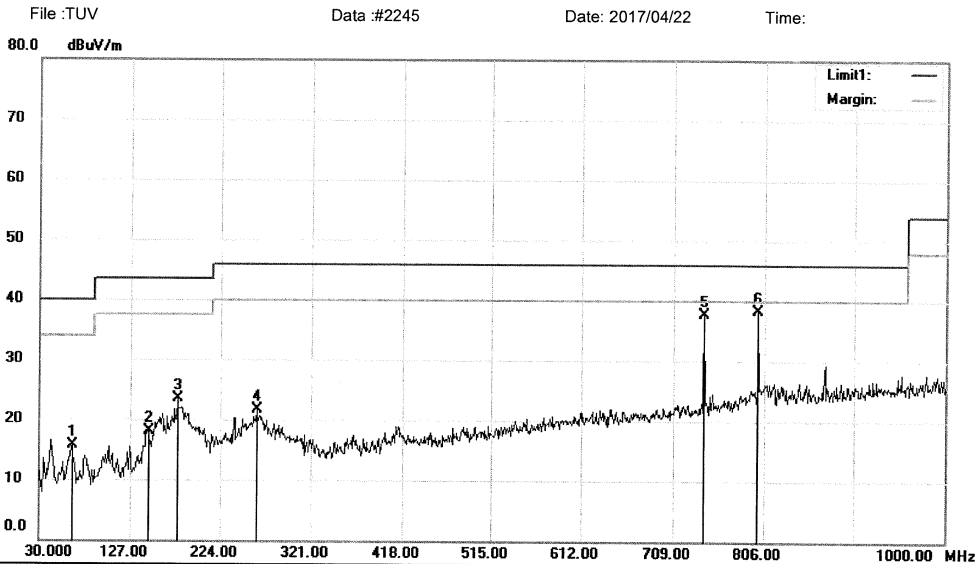
Date of testing : 2017-04-20 to 2017-04-22
Test standard : FCC part 15.407(b)
RSS-247 clause 6.2.1(2)
RSS-247 clause 6.2.4(2)
KDB789033 D02 v01
Basic standard : ANSI C63.10: 2013
Limits : FCC part 15.209(a)
Kind of test site : 3m Semi-Anechoic Chamber & Anechoic Chamber

Test setup

Test Channel : Low/ Middle/ High
Operation mode : A.1
Ambient temperature : 24°C
Relative humidity : 53%
Atmospheric pressure : 101kPa

For details refer to following test plot.

Shenzhen EMTEK Co., Ltd.
 Bldg. 69, Majialong Industry Zone, Nanshan District, Shenzhen, Guangdong, 518052 P. R. China
 www.emtek.com.cn Tel: +86-755-2695 4280 Fax: +86-755-2695 4282


Radiated Emission Measurement


Site 3m Chamber #3 Polarization: **Horizontal** Temperature: 24 C
 Limit: (RE)FCC PART 15 CLASS B Power: AC 120V/60Hz Humidity: 53 %
 EUT: Tablet PC
 M/N: MH003/MID1023
 Mode: 11a 5180
 Note:

No.	Mk.	Freq.	Reading Level	Correct Factor	Measurement	Limit	Over	Antenna Height	Table Degree	Comment
		MHz	dBuV	dB	dBuV/m	dBuV/m	dB	cm	degree	
1		64.9200	33.54	-17.74	15.80	40.00	-24.20	QP		
2		146.4000	37.30	-19.10	18.20	43.50	-25.30	QP		
3		177.4400	40.76	-17.20	23.56	43.50	-19.94	QP		
4		262.8000	34.84	-13.11	21.73	46.00	-24.27	QP		
5		741.9800	40.93	-3.17	37.76	46.00	-8.24	QP		
6	*	799.2100	40.29	-2.03	38.26	46.00	-7.74	QP		

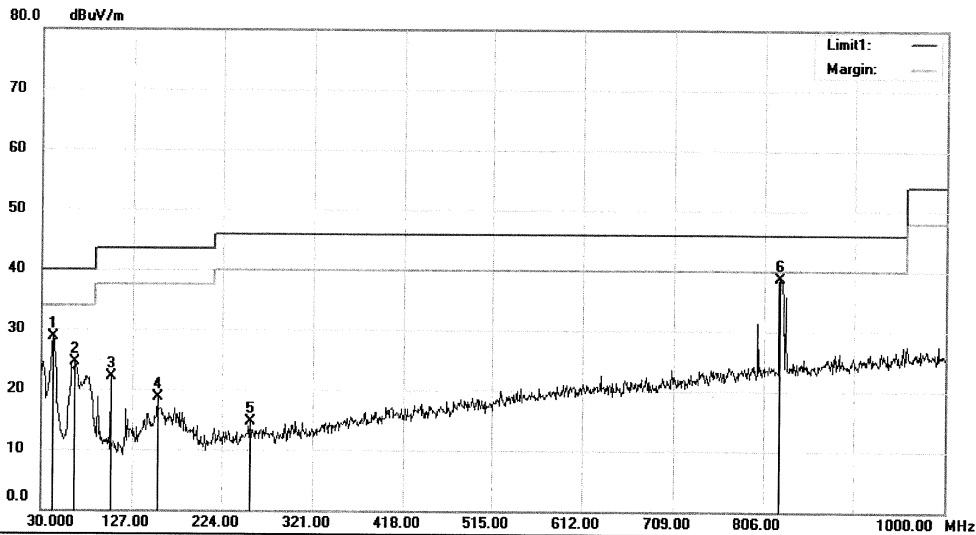
*:Maximum data x:Over limit !:over margin

Operator: KK

Shenzhen EMTEK Co., Ltd.
 Bldg. 69, Majialong Industry Zone, Nanshan District, Shenzhen, Guangdong, 518052 P. R. China
 www.emtek.com.cn Tel: +86-755-2695 4280 Fax: +86-755-2695 4282


Radiated Emission Measurement

File: TUV Data: #2246 Date: 2017/04/22 Time:



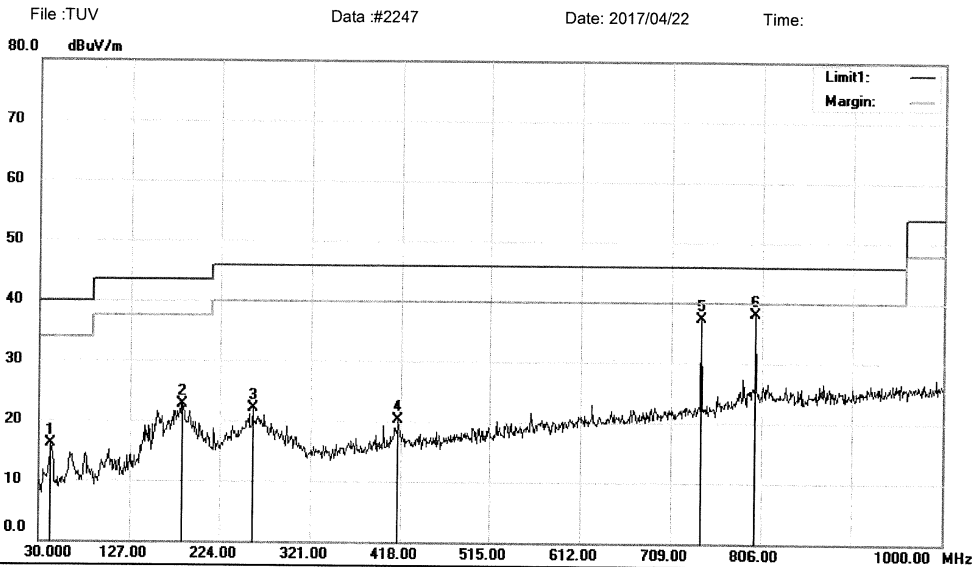
Site 3m Chamber #3 Polarization: **Vertical** Temperature: 24 C
 Limit: (RE)FCC PART 15 CLASS B Power: AC 120V/60Hz Humidity: 53 %
 EUT: Tablet PC
 M/N: MH003/MID1023
 Mode: 11a 5180
 Note:

No.	Mk.	Freq.	Reading Level	Correct Factor	Measurement	Limit	Over	Antenna Height	Table Degree	Comment
		MHz	dBuV	dB	dBuV/m	dBuV/m	dB	cm	degree	
1		42.6100	43.73	-14.94	28.79	40.00	-11.21	QP		
2		65.8900	42.57	-18.15	24.42	40.00	-15.58	QP		
3		103.7200	37.48	-15.28	22.20	43.50	-21.30	QP		
4		154.1600	37.41	-18.80	18.61	43.50	-24.89	QP		
5		254.0700	28.08	-13.40	14.68	46.00	-31.32	QP		
6	*	823.4600	40.44	-1.77	38.67	46.00	-7.33	QP		

*:Maximum data x:Over limit !:over margin

Operator: KK

Shenzhen EMTEK Co., Ltd.
 Bldg. 69, Majialong Industry Zone, Nanshan District, Shenzhen, Guangdong, 518052 P. R. China
 www.emtek.com.cn Tel:+86-755-2695 4280 Fax:+86-755-2695 4282


Radiated Emission Measurement


Site 3m Chamber #3 Polarization: **Horizontal** Temperature: 24 C
 Limit: (RE)FCC PART 15 CLASS B Power: AC 120V/60Hz Humidity: 53 %
 EUT: Tablet PC
 M/N: MH003/MID1023
 Mode:11a 5200
 Note:

No.	Mk.	Freq.	Reading Level	Correct Factor	Measurement	Limit	Over	Detector	Antenna Height	Table Degree	Comment
		MHz	dBuV	dB	dBuV/m	dBuV/m	dB		cm	degree	
1		42.6100	31.07	-14.94	16.13	40.00	-23.87	QP			
2		183.2600	39.52	-16.84	22.68	43.50	-20.82	QP			
3		258.9200	35.17	-13.16	22.01	46.00	-23.99	QP			
4		415.0900	29.30	-9.07	20.23	46.00	-25.77	QP			
5		741.9800	40.54	-3.17	37.37	46.00	-8.63	QP			
6	*	799.2100	40.06	-2.03	38.03	46.00	-7.97	QP			

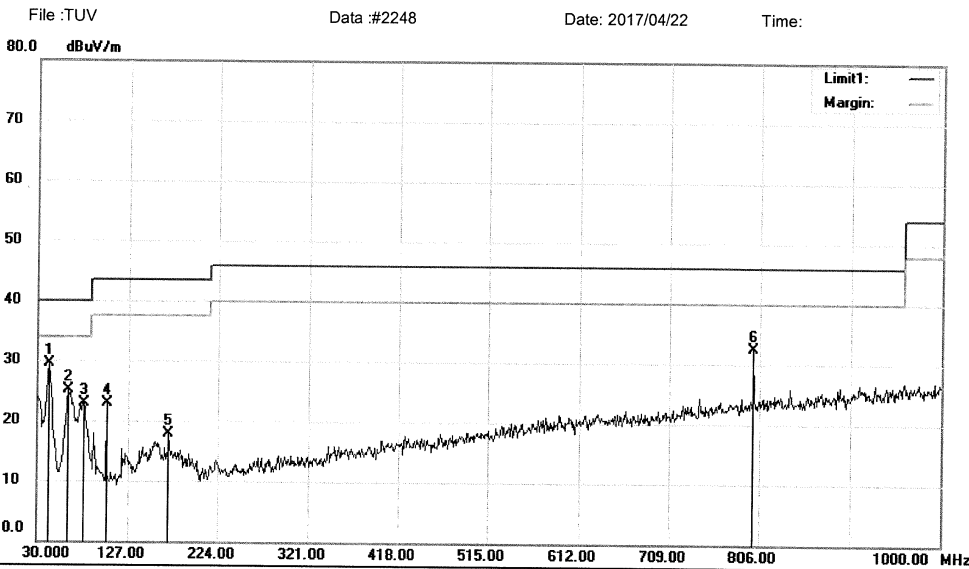
*:Maximum data x:Over limit !:over margin

Operator: KK

Shenzhen EMTEK Co., Ltd.
Bldg. 69, Majialong Industry Zone, Nanshan District, Shenzhen, Guangdong, 518052 P. R. China
www.emtek.com.cn Tel: +86-755-2695 4280 Fax: +86-755-2695 4282



Radiated Emission Measurement



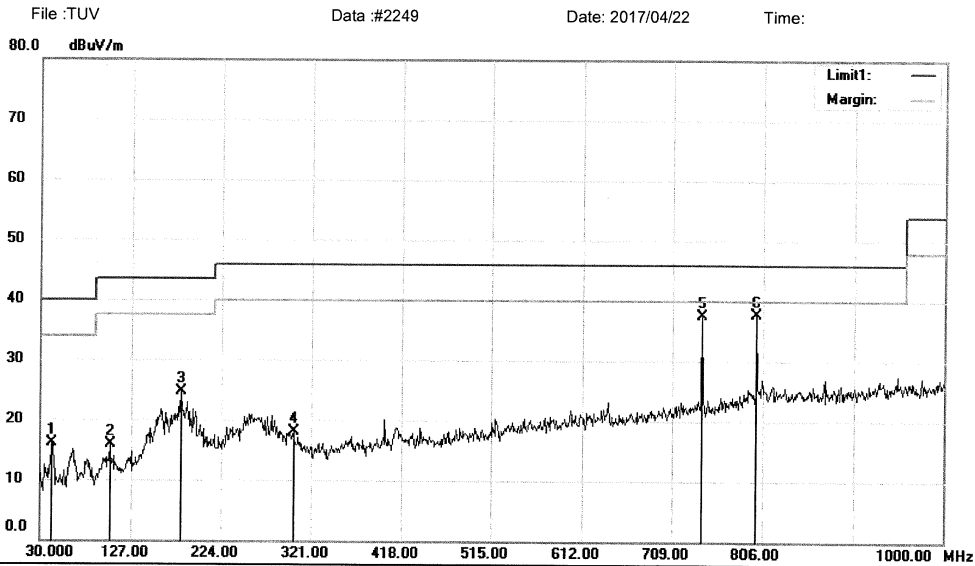
Site 3m Chamber #3 Polarization: **Vertical** Temperature: 24 C
Limit: (RE)FCC PART 15 CLASS B Power: AC 120V/60Hz Humidity: 53 %
EUT: Tablet PC
M/N: MH003/MID1023
Mode: 11a 5200
Note:

No.	Mk.	Freq.	Reading Level	Correct Factor	Measurement	Limit	Over	Antenna Height	Table Degree	Comment
		MHz	dBuV	dB	dBuV/m	dBuV/m	dB	cm	degree	
1	*	41.6400	44.44	-15.03	29.41	40.00	-10.59	QP		
2		62.9800	42.07	-16.93	25.14	40.00	-14.86	QP		
3		79.4700	42.54	-19.66	22.88	40.00	-17.12	QP		
4		103.7200	38.14	-15.28	22.86	43.50	-20.64	QP		
5		170.6500	36.02	-18.19	17.83	43.50	-25.67	QP		
6		799.2100	34.60	-2.03	32.57	46.00	-13.43	QP		

*:Maximum data x:Over limit !:over margin

Operator: KK

Shenzhen EMTEK Co., Ltd.
 Bldg. 69, Majialong Industry Zone, Nanshan District, Shenzhen, Guangdong, 518052 P. R. China
 www.emtek.com.cn Tel: +86-755-2695 4280 Fax: +86-755-2695 4282


Radiated Emission Measurement


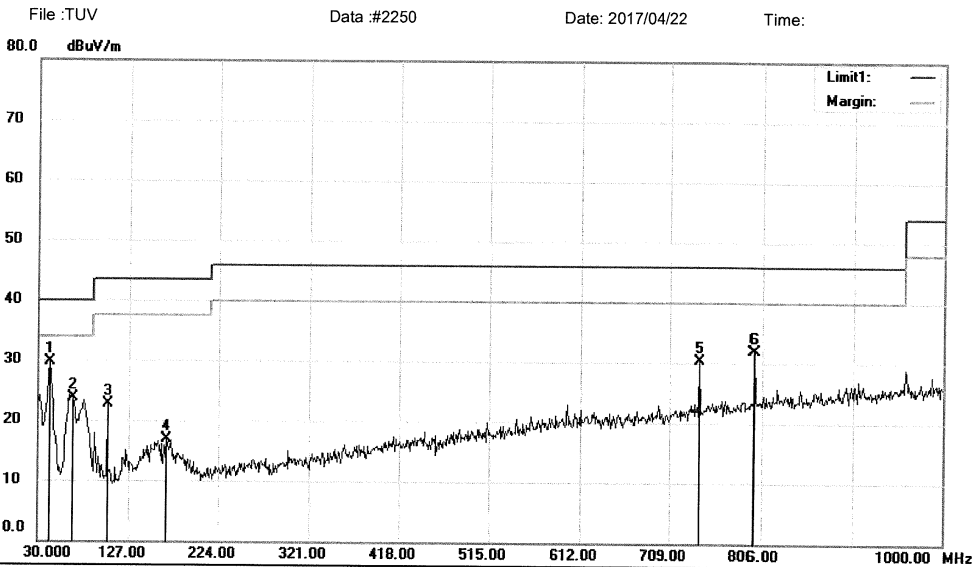
Site 3m Chamber #3 Polarization: **Horizontal** Temperature: 24 C
 Limit: (RE)FCC PART 15 CLASS B Power: AC 120V/60Hz Humidity: 53 %
 EUT: Tablet PC
 M/N: MH003/MID1023
 Mode: 11a 5240
 Note:

No.	Mk.	Freq.	Reading Level	Correct Factor	Measurement	Limit	Over	Antenna Height	Table Degree	Comment
		MHz	dBuV	dB	dBuV/m	dBuV/m	dB	cm	degree	
1		42.6100	31.14	-14.94	16.20	40.00	-23.80	QP		
2		103.7200	31.21	-15.28	15.93	43.50	-27.57	QP		
3		180.3500	41.52	-16.82	24.70	43.50	-18.80	QP		
4		301.6000	30.04	-12.00	18.04	46.00	-27.96	QP		
5		741.9800	40.63	-3.17	37.46	46.00	-8.54	QP		
6	*	799.2100	39.80	-2.03	37.77	46.00	-8.23	QP		

*:Maximum data x:Over limit !:over margin

Operator: KK

Shenzhen EMTEK Co., Ltd.
 Bldg. 69, Majialong Industry Zone, Nanshan District, Shenzhen, Guangdong, 518052 P. R. China
 www.emtek.com.cn Tel:+86-755-2695 4280 Fax:+86-755-2695 4282


Radiated Emission Measurement


Site 3m Chamber #3 Polarization: **Vertical** Temperature: 24 C
 Limit: (RE)FCC PART 15 CLASS B Power: AC 120V/60Hz Humidity: 53 %
 EUT: Tablet PC
 M/N: MH003/MID1023
 Mode:11a 5240
 Note:

No.	Mk.	Freq.	Reading Level	Correct Factor	Measurement	Limit	Over	Antenna Height	Table Degree	Comment
		MHz	dBuV	dB	dBuV/m	dBuV/m	dB	cm	degree	
1	*	41.6400	44.68	-15.03	29.65	40.00	-10.35	QP		
2		66.8600	42.31	-18.56	23.75	40.00	-16.25	QP		
3		103.7200	37.98	-15.28	22.70	43.50	-20.80	QP		
4		167.7400	35.13	-18.30	16.83	43.50	-26.67	QP		
5		741.9800	33.49	-3.17	30.32	46.00	-15.68	QP		
6		799.2100	33.92	-2.03	31.89	46.00	-14.11	QP		

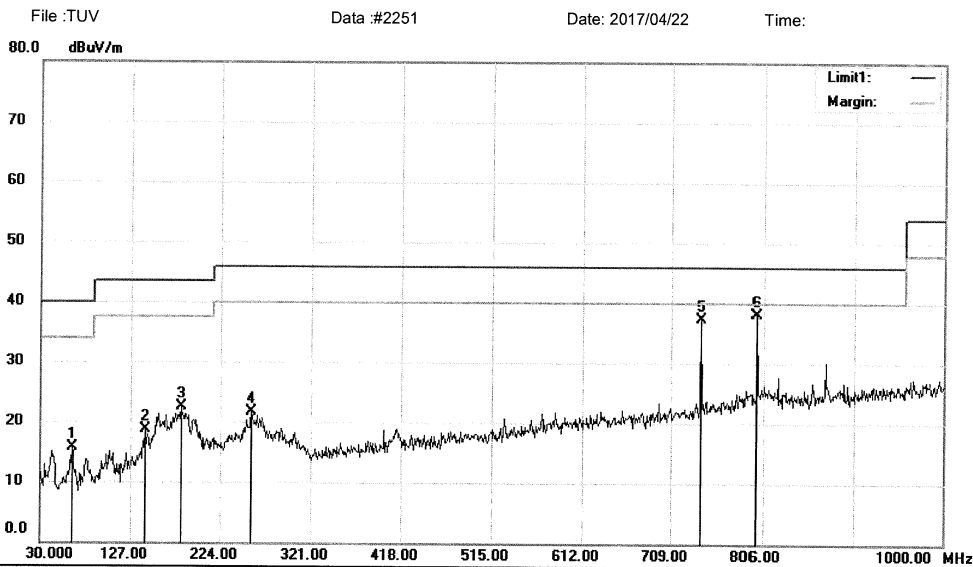
*:Maximum data x:Over limit !:over margin

Operator: KK

File :TUVData :#2250

Page: 1

Shenzhen EMTEK Co., Ltd.
 Bldg. 69, Majialong Industry Zone, Nanshan District, Shenzhen, Guangdong, 518052 P. R. China
 www.emtek.com.cn Tel:+86-755-2695 4280 Fax:+86-755-2695 4282


Radiated Emission Measurement


Site 3m Chamber #3 Polarization: **Horizontal** Temperature: 24 C
 Limit: (RE)FCC PART 15 CLASS B Power: AC 120V/60Hz Humidity: 53 %
 EUT: Tablet PC
 M/N: MH003/MID1023
 Mode:11a 5745
 Note:

No. Mk.	Freq. MHz	Reading Level dBuV	Correct Factor dB	Measure- ment dBuV/m	Limit dBuV/m	Over dB	Detector	Antenna Height cm	Table Degree	Comment
1	63.9500	32.95	-17.33	15.62	40.00	-24.38	QP			
2	142.5200	37.79	-19.10	18.69	43.50	-24.81	QP			
3	181.3200	39.42	-16.83	22.59	43.50	-20.91	QP			
4	256.9800	34.99	-13.26	21.73	46.00	-24.27	QP			
5	741.9800	40.44	-3.17	37.27	46.00	-8.73	QP			
6 *	799.2100	40.16	-2.03	38.13	46.00	-7.87	QP			

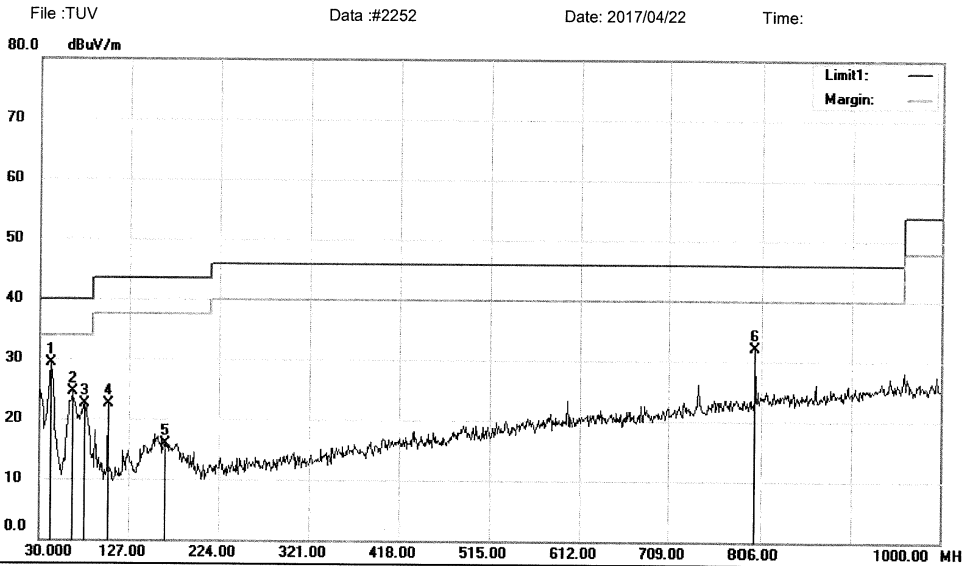
*:Maximum data x:Over limit !:over margin

Operator: KK

File :TUVData :#2251

Page: 1

Shenzhen EMTEK Co., Ltd.
 Bldg. 69, Majialong Industry Zone, Nanshan District, Shenzhen, Guangdong, 518052 P. R. China
 www.emtek.com.cn Tel: +86-755-2695 4280 Fax: +86-755-2695 4282


Radiated Emission Measurement


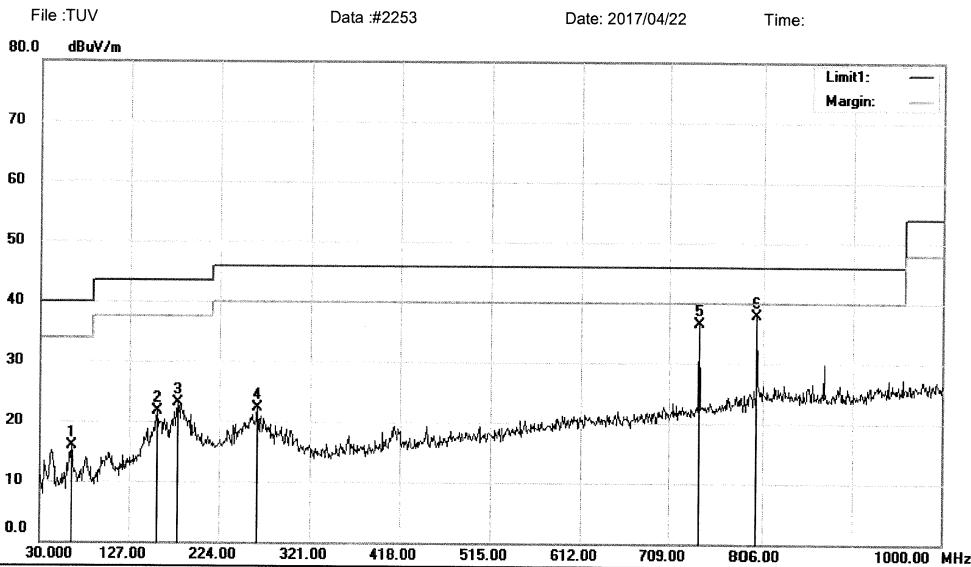
Site 3m Chamber #3 Polarization: **Vertical** Temperature: 24 C
 Limit: (RE)FCC PART 15 CLASS B Power: AC 120V/60Hz Humidity: 53 %
 EUT: Tablet PC
 M/N: MH003/MID1023
 Mode: 11a 5745
 Note:

No.	Mk.	Freq.	Reading Level	Correct Factor	Measurement	Limit	Over	Antenna	Table	
		MHz	dBuV	dB	dBuV/m	dBuV/m	dB	Detector	Height	Degree
1	*	41.6400	44.40	-15.03	29.37	40.00	-10.63	QP	cm	degree
2		64.9200	42.22	-17.74	24.48	40.00	-15.52	QP		
3		78.5000	42.42	-19.87	22.55	40.00	-17.45	QP		
4		103.7200	37.88	-15.28	22.60	43.50	-20.90	QP		
5		165.8000	34.27	-18.31	15.96	43.50	-27.54	QP		
6		799.2100	34.15	-2.03	32.12	46.00	-13.88	QP		

*:Maximum data x:Over limit !:over margin

Operator: KK

Shenzhen EMTEK Co., Ltd.
 Bldg. 69, Majialong Industry Zone, Nanshan District, Shenzhen, Guangdong, 518052 P. R. China
 www.emtek.com.cn Tel: +86-755-2695 4280 Fax: +86-755-2695 4282


Radiated Emission Measurement


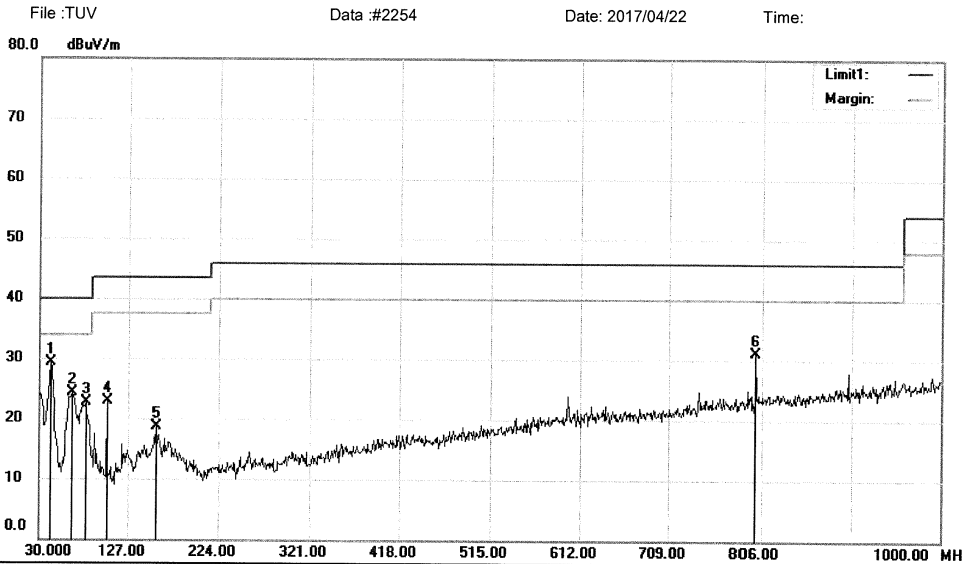
Site 3m Chamber #3 Polarization: **Horizontal** Temperature: 24 C
 Limit: (RE)FCC PART 15 CLASS B Power: AC 120V/60Hz Humidity: 53 %
 EUT: Tablet PC
 M/N: MH003/MID1023
 Mode: 11a 5785
 Note:

No.	Mk.	Freq.	Reading Level	Correct Factor	Measurement	Limit	Over	Antenna Height	Table Degree	Comment
		MHz	dBuV	dB	dBuV/m	dBuV/m	dB	cm	degree	
1		63.9500	33.22	-17.33	15.89	40.00	-24.11	QP		
2		157.0700	40.34	-18.58	21.76	43.50	-21.74	QP		
3		179.3800	40.05	-16.92	23.13	43.50	-20.37	QP		
4		264.7400	35.43	-13.10	22.33	46.00	-23.67	QP		
5		741.9800	39.62	-3.17	36.45	46.00	-9.55	QP		
6	*	799.2100	39.92	-2.03	37.89	46.00	-8.11	QP		

*:Maximum data x:Over limit !:over margin

Operator: KK

Shenzhen EMTEK Co., Ltd.
 Bldg. 69, Majialong Industry Zone, Nanshan District, Shenzhen, Guangdong, 518052 P. R. China
 www.emtek.com.cn Tel: +86-755-2695 4280 Fax: +86-755-2695 4282


Radiated Emission Measurement


Site 3m Chamber #3 Polarization: **Vertical** Temperature: 24 C
 Limit: (RE)FCC PART 15 CLASS B Power: AC 120V/60Hz Humidity: 53 %
 EUT: Tablet PC
 M/N: MH003/MID1023
 Mode: 11a 5785
 Note:

No.	Mk.	Freq.	Reading Level	Correct Factor	Measurement	Limit	Over	Antenna Height	Table Degree	Comment
		MHz	dBuV	dB	dBuV/m	dBuV/m	dB	cm	degree	
1	*	42.6100	44.24	-14.94	29.30	40.00	-10.70	QP		
2		64.9200	42.08	-17.74	24.34	40.00	-15.66	QP		
3		80.4400	42.11	-19.39	22.72	40.00	-17.28	QP		
4		103.7200	38.12	-15.28	22.84	43.50	-20.66	QP		
5		157.0700	37.24	-18.58	18.66	43.50	-24.84	QP		
6		799.2100	33.17	-2.03	31.14	46.00	-14.86	QP		

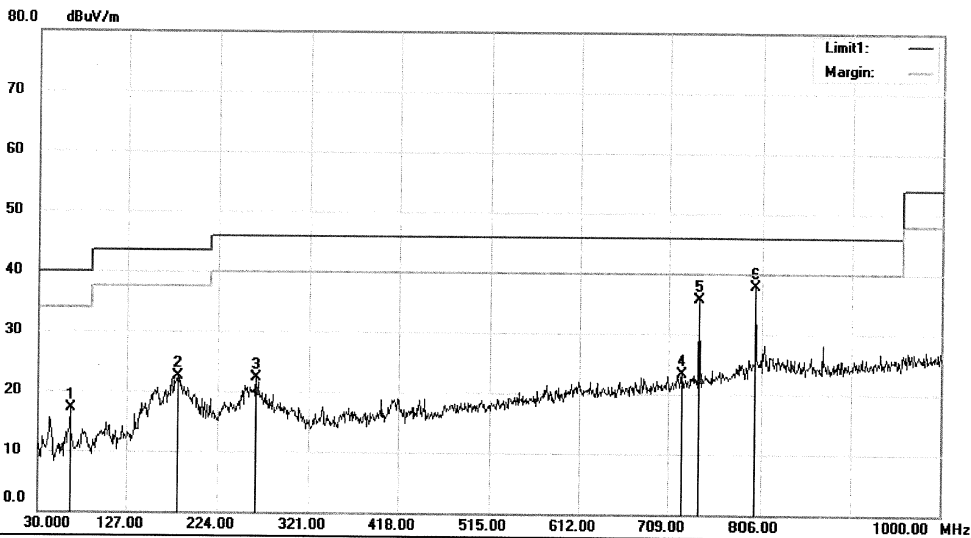
*:Maximum data x:Over limit !:over margin

Operator: KK

Shenzhen EMTEK Co., Ltd.
 Bldg. 69, Majialong Industry Zone, Nanshan District, Shenzhen, Guangdong, 518052 P.R. China
 www.emtek.com.cn Tel:+86-755-2695 4280 Fax:+86-755-2695 4282


Radiated Emission Measurement

File :TUV Data :#2255 Date: 2017/04/22 Time:



Site 3m Chamber #3 Polarization: **Horizontal** Temperature: 24 C
 Limit: (RE)FCC PART 15 CLASS B Power: AC 120V/60Hz Humidity: 53 %
 EUT: Tablet PC
 M/N: MH003/MID1023
 Mode:11a 5825
 Note:

No.	Mk.	Freq.	Reading Level	Correct Factor	Measurement	Limit	Over	Antenna Height	Table Degree	Comment
		MHz	dBuV	dB	dBuV/m	dBuV/m	dB	cm	degree	
1		64.9200	34.86	-17.74	17.12	40.00	-22.88	QP		
2		181.3200	39.38	-16.83	22.55	43.50	-20.95	QP		
3		264.7400	35.39	-13.10	22.29	46.00	-23.71	QP		
4		723.5500	26.78	-3.52	23.26	46.00	-22.74	QP		
5		741.9800	38.92	-3.17	35.75	46.00	-10.25	QP		
6	*	799.2100	39.93	-2.03	37.90	46.00	-8.10	QP		

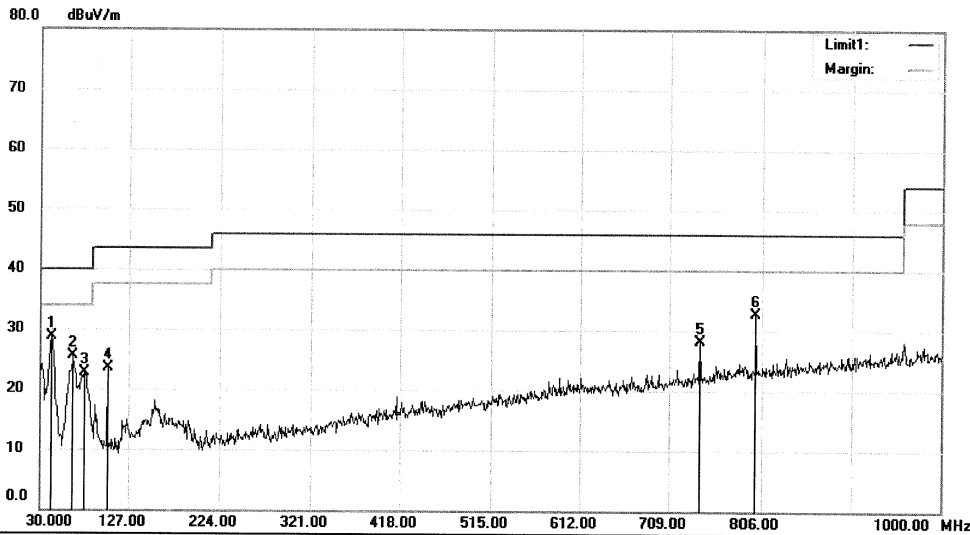
*:Maximum data x:Over limit !:over margin

Operator: KK

Shenzhen EMTEK Co., Ltd.
 Bldg. 69, Majialong Industry Zone, Nanshan District, Shenzhen, Guangdong, 518052 P. R. China
 www.emtek.com.cn Tel: +86-755-2695 4280 Fax: +86-755-2695 4282


Radiated Emission Measurement

File :TUV Data :#2256 Date: 2017/04/22 Time:



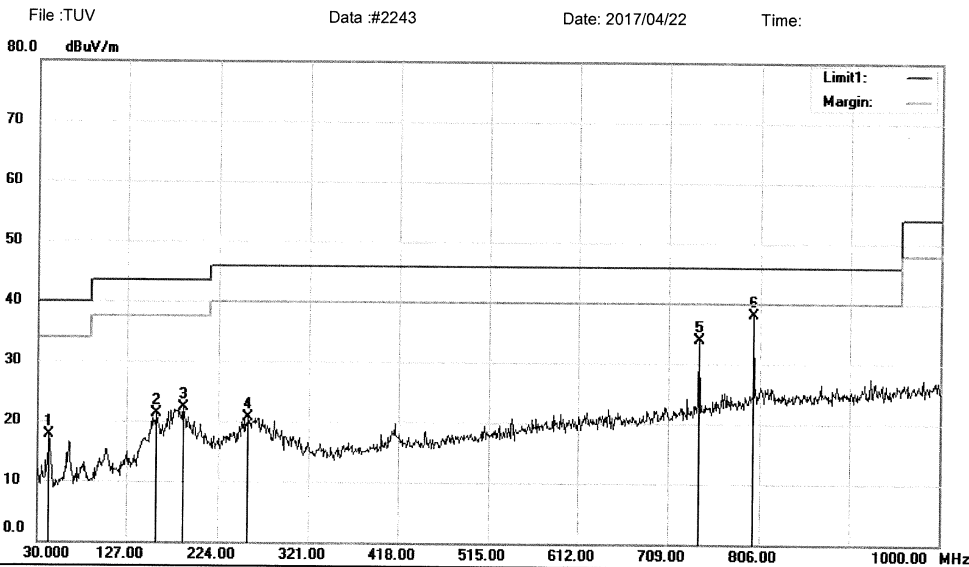
Site 3m Chamber #3 Polarization: **Vertical** Temperature: 24 C
 Limit: (RE)FCC PART 15 CLASS B Power: AC 120V/60Hz Humidity: 53 %
 EUT: Tablet PC
 M/N: MH003/MID1023
 Mode:11a 5825
 Note:

No.	Mk.	Freq.	Reading Level	Correct Factor	Measurement	Limit	Over	Antenna Height	Table Degree	Comment
		MHz	dBuV	dB	dBuV/m	dBuV/m	dB	cm	degree	
1	*	42.6100	43.57	-14.94	28.63	40.00	-11.37	QP		
2		65.8900	43.66	-18.15	25.51	40.00	-14.49	QP		
3		78.5000	42.64	-19.87	22.77	40.00	-17.23	QP		
4		103.7200	38.69	-15.28	23.41	43.50	-20.09	QP		
5		741.9800	31.33	-3.17	28.16	46.00	-17.84	QP		
6		799.2100	34.70	-2.03	32.67	46.00	-13.33	QP		

*:Maximum data x:Over limit !:over margin

Operator: KK

Shenzhen EMTEK Co., Ltd.
 Bldg. 69, Majialong Industry Zone, Nanshan District, Shenzhen, Guangdong, 518052 P. R. China
 www.emtek.com.cn Tel: +86-755-2695 4280 Fax: +86-755-2695 4282


Radiated Emission Measurement


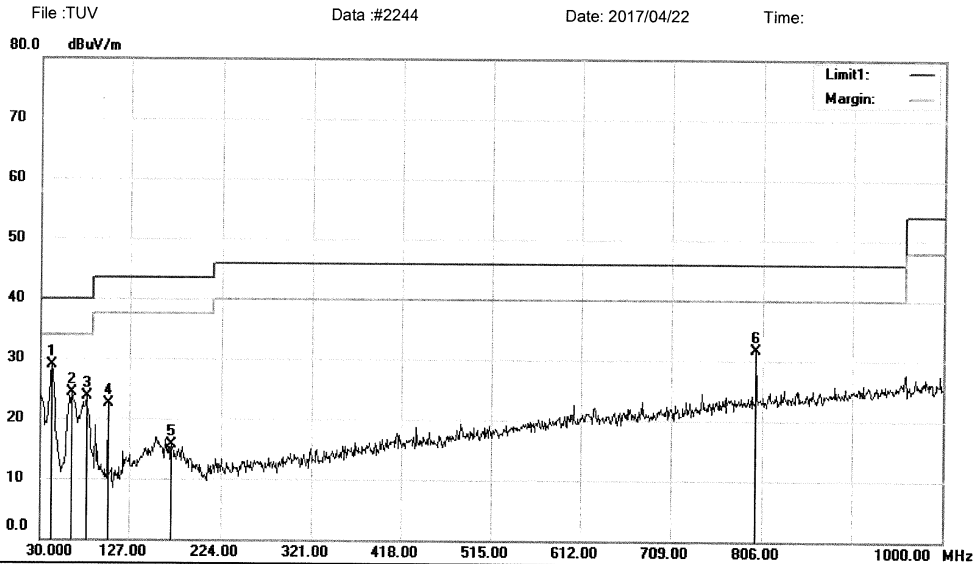
Site 3m Chamber #3 Polarization: **Horizontal** Temperature: 24 C
 Limit: (RE)FCC PART 15 CLASS B Power: AC 120V/60Hz Humidity: 53 %
 EUT: Tablet PC
 M/N: MH003/MID1023
 Mode: 11nHT20 5180
 Note:

No. Mk.	Freq.	Reading Level	Correct Factor	Measurement	Limit	Over	Antenna Height	Table Degree	Comment
	MHz	dBuV	dB	dBuV/m	dBuV/m	dB	cm	degree	
1	42.6100	32.62	-14.94	17.68	40.00	-22.32	QP		
2	159.0100	39.66	-18.43	21.23	43.50	-22.27	QP		
3	187.1400	39.06	-16.85	22.21	43.50	-21.29	QP		
4	256.0100	34.11	-13.31	20.80	46.00	-25.20	QP		
5	741.9800	37.08	-3.17	33.91	46.00	-12.09	QP		
6 *	799.2100	40.21	-2.03	38.18	46.00	-7.82	QP		

*:Maximum data x:Over limit !:over margin

Operator: KK

Shenzhen EMTEK Co., Ltd.
 Bldg. 69, Majialong Industry Zone, Nanshan District, Shenzhen, Guangdong, 518052 P. R. China
 www.emtek.com.cn Tel: +86-755-2695 4280 Fax: +86-755-2695 4282


Radiated Emission Measurement


Site 3m Chamber #3 Polarization: **Vertical** Temperature: 24 C
 Limit: (RE)FCC PART 15 CLASS B Power: AC 120V/60Hz Humidity: 53 %
 EUT: Tablet PC
 M/N: MH003/MID1023
 Mode:11nHT20 5180
 Note:

No.	Mk.	Freq.	Reading Level	Correct Factor	Measurement	Limit	Over	Antenna	Table	
		MHz	dBuV	dB	dBuV/m	dBuV/m	dB	Detector	Height	Degree
1	*	42.6100	43.90	-14.94	28.96	40.00	-11.04	QP	cm	degree
2		63.9500	41.72	-17.33	24.39	40.00	-15.61	QP		
3		80.4400	43.06	-19.39	23.67	40.00	-16.33	QP		
4		103.7200	37.74	-15.28	22.46	43.50	-21.04	QP		
5		171.6200	33.80	-18.04	15.76	43.50	-27.74	QP		
6		799.2100	33.66	-2.03	31.63	46.00	-14.37	QP		

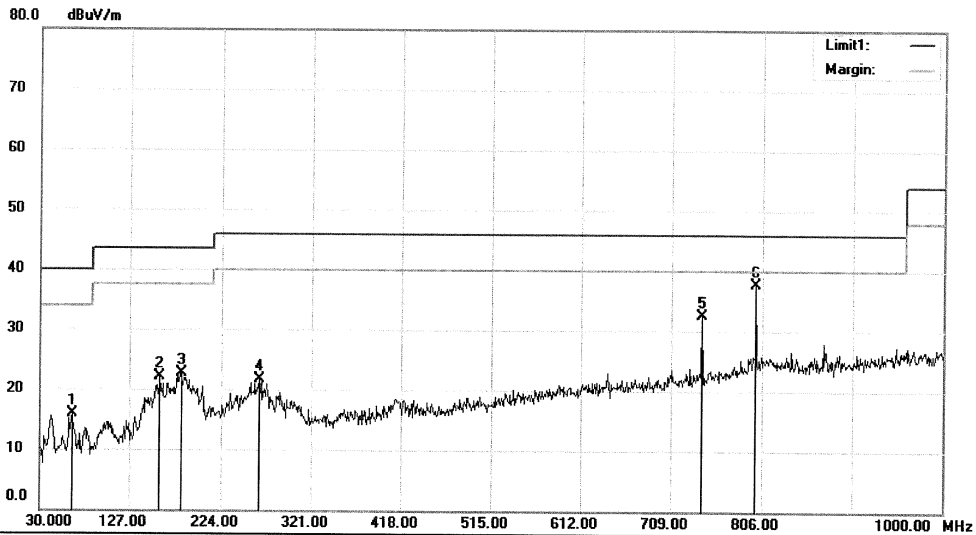
*:Maximum data x:Over limit !:over margin

Operator: KK

Shenzhen EMTEK Co., Ltd.
 Bldg. 69, Majialong Industry Zone, Nanshan District, Shenzhen, Guangdong, 518052 P. R. China
 www.emtek.com.cn Tel: +86-755-2695 4280 Fax: +86-755-2695 4282


Radiated Emission Measurement

File :TUV Data :#2241 Date: 2017/04/22 Time:



Site 3m Chamber #3 Polarization: **Horizontal** Temperature: 24 C
 Limit: (RE)FCC PART 15 CLASS B Power: AC 120V/60Hz Humidity: 53 %
 EUT: Tablet PC
 M/N: MH003/MID1023
 Mode:11nHT20 5200
 Note:

No.	Mk.	Freq.	Reading Level	Correct Factor	Measurement	Limit	Over	Antenna Height	Table Degree	Comment
		MHz	dBuV	dB	dBuV/m	dBuV/m	dB	cm	degree	
1		64.9200	33.64	-17.74	15.90	40.00	-24.10	QP		
2		159.0100	40.62	-18.43	22.19	43.50	-21.31	QP		
3		181.3200	39.57	-16.83	22.74	43.50	-20.76	QP		
4		264.7400	34.80	-13.10	21.70	46.00	-24.30	QP		
5		741.9800	35.68	-3.17	32.51	46.00	-13.49	QP		
6	*	799.2100	39.72	-2.03	37.69	46.00	-8.31	QP		

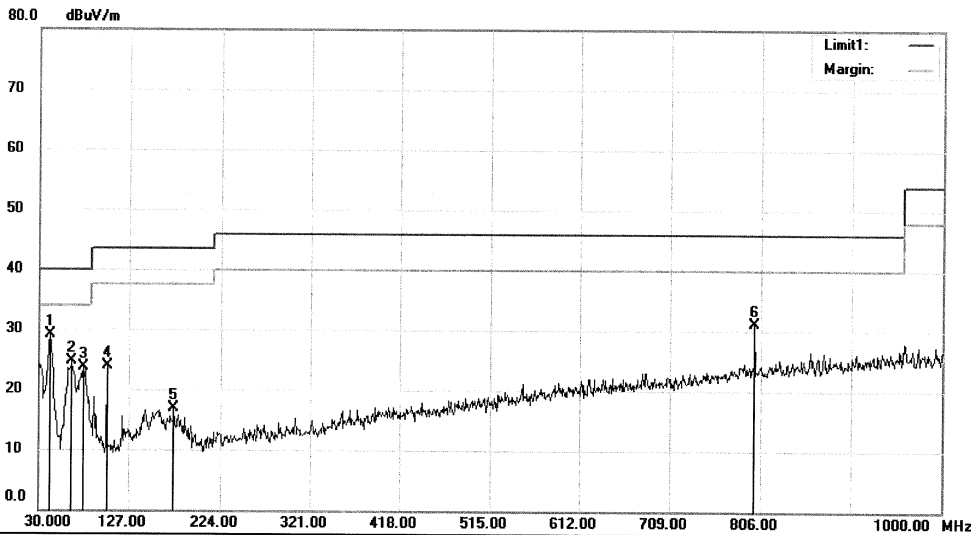
*:Maximum data x:Over limit !:over margin

Operator: KK

Shenzhen EMTEK Co., Ltd.
 Bldg. 69, Majialong Industry Zone, Nanshan District, Shenzhen, Guangdong, 518052 P. R. China
 www.emtek.com.cn Tel: +86-755-2695 4280 Fax: +86-755-2695 4282


Radiated Emission Measurement

File :TUV Data :#2242 Date: 2017/04/22 Time:



Site 3m Chamber #3 Polarization: **Vertical** Temperature: 24 C
 Limit: (RE)FCC PART 15 CLASS B Power: AC 120V/60Hz Humidity: 53 %
 EUT: Tablet PC
 M/N: MH003/MID1023
 Mode:11nHT20 5200
 Note:

No.	Mk.	Freq.	Reading Level	Correct Factor	Measurement	Limit	Over	Antenna Height	Table Degree	Detector	Comment
		MHz	dBuV	dB	dBuV/m	dBuV/m	dB	cm	degree		
1	*	41.6400	44.15	-15.03	29.12	40.00	-10.88	QP			
2		65.8900	42.78	-18.15	24.63	40.00	-15.37	QP			
3		78.5000	43.60	-19.87	23.73	40.00	-16.27	QP			
4		103.7200	39.12	-15.28	23.84	43.50	-19.66	QP			
5		174.5300	34.53	-17.63	16.90	43.50	-26.60	QP			
6		799.2100	33.22	-2.03	31.19	46.00	-14.81	QP			

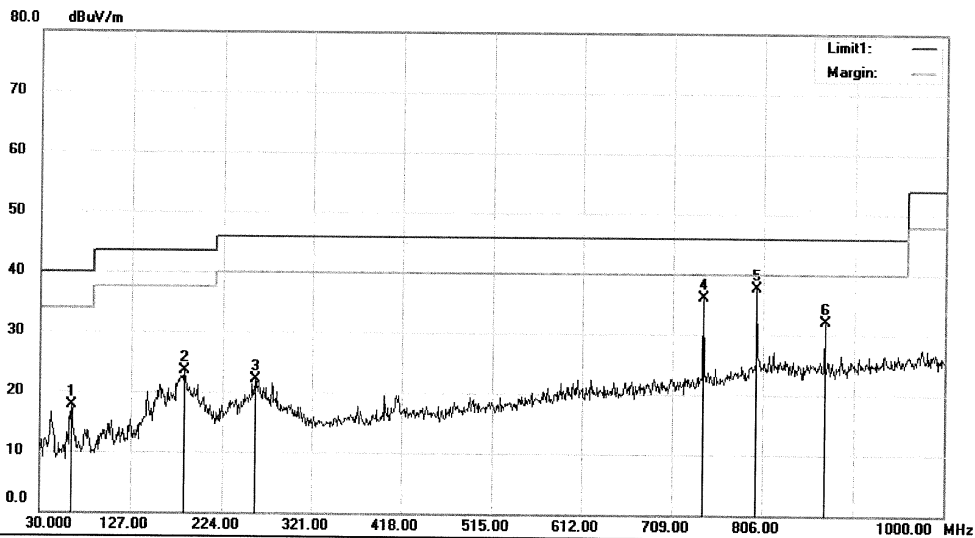
*:Maximum data x:Over limit !:over margin

Operator: KK

Shenzhen EMTEK Co., Ltd.
 Bldg. 69, Majialong Industry Zone, Nanshan District, Shenzhen, Guangdong, 518052 P. R. China
 www.emtek.com.cn Tel: +86-755-2695 4280 Fax: +86-755-2695 4282


Radiated Emission Measurement

File : TUV Data : #2239 Date : 2017/04/22 Time :



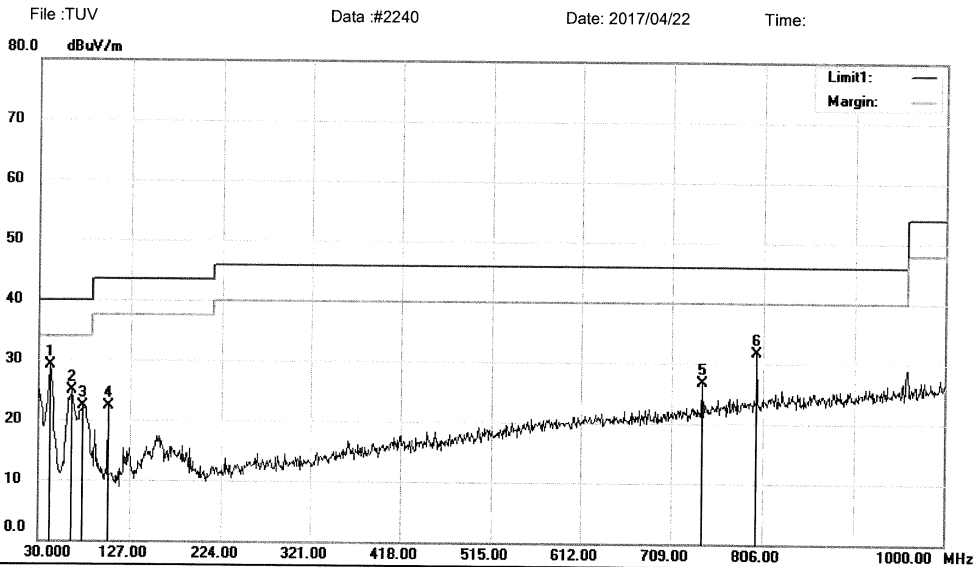
Site 3m Chamber #3 Polarization: **Horizontal** Temperature: 24 C
 Limit: (RE)FCC PART 15 CLASS B Power: AC 120V/60Hz Humidity: 53 %
 EUT: Tablet PC
 M/N: MH003/MID1023
 Mode: 11nHT20 5240
 Note:

No. Mk.	Freq. MHz	Reading Level dBuV	Correct Factor dB	Measure- ment dBuV/m	Limit dBuV/m	Over dB	Detector	Antenna Height cm	Table Degree	Comment
1	63.9500	34.94	-17.33	17.61	40.00	-22.39	QP			
2	183.2600	40.40	-16.84	23.56	43.50	-19.94	QP			
3	258.9200	35.31	-13.16	22.15	46.00	-23.85	QP			
4	741.9800	39.26	-3.17	36.09	46.00	-9.91	QP			
5 *	799.2100	39.66	-2.03	37.63	46.00	-8.37	QP			
6	871.9600	33.28	-1.26	32.02	46.00	-13.98	QP			

*:Maximum data x:Over limit !:over margin

Operator: KK

Shenzhen EMTEK Co., Ltd.
 Bldg. 69, Majialong Industry Zone, Nanshan District, Shenzhen, Guangdong, 518052 P. R. China
 www.emtek.com.cn Tel: +86-755-2695 4280 Fax: +86-755-2695 4282


Radiated Emission Measurement


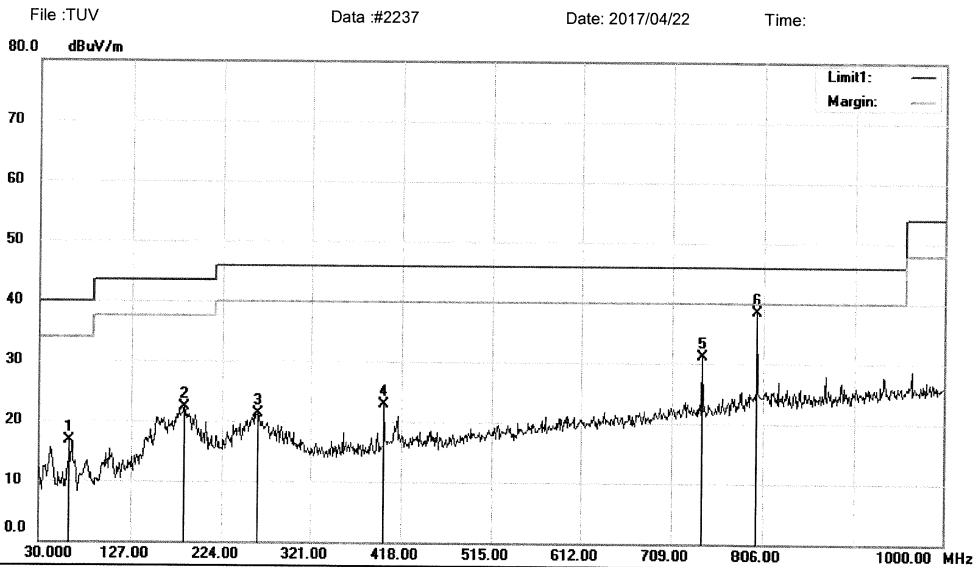
Site 3m Chamber #3 Polarization: **Vertical** Temperature: 24 C
 Limit: (RE)FCC PART 15 CLASS B Power: AC 120V/60Hz Humidity: 53 %
 EUT: Tablet PC
 M/N: MH003/MID1023
 Mode: 11nHT20 5240
 Note:

No.	Mk.	Freq.	Reading Level	Correct Factor	Measurement	Limit	Over	Detector	Antenna Height	Table Degree	Comment
		MHz	dBuV	dB	dBuV/m	dBuV/m	dB		cm	degree	
1	*	42.6100	43.96	-14.94	29.02	40.00	-10.98	QP			
2		65.8900	43.01	-18.15	24.86	40.00	-15.14	QP			
3		77.5300	42.41	-20.09	22.32	40.00	-17.68	QP			
4		103.7200	37.60	-15.28	22.32	43.50	-21.18	QP			
5		741.9800	29.80	-3.17	26.63	46.00	-19.37	QP			
6		799.2100	33.64	-2.03	31.61	46.00	-14.39	QP			

*:Maximum data x:Over limit !:over margin

Operator: KK

Shenzhen EMTEK Co., Ltd.
 Bldg. 69, Majialong Industry Zone, Nanshan District, Shenzhen, Guangdong, 518052 P. R. China
 www.emtek.com.cn Tel: +86-755-2695 4280 Fax: +86-755-2695 4282


Radiated Emission Measurement


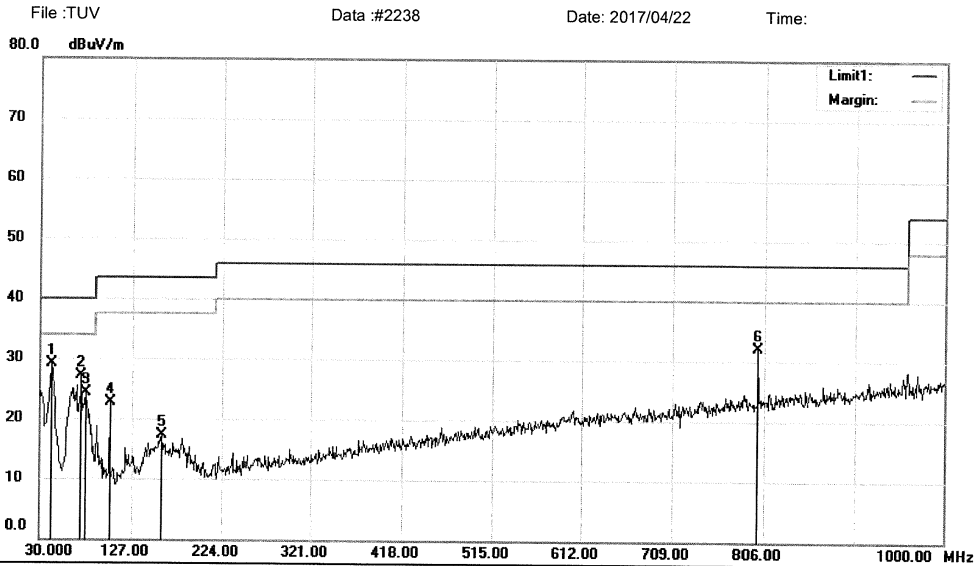
Site 3m Chamber #3 Polarization: **Horizontal** Temperature: 24 C
 Limit: (RE)FCC PART 15 CLASS B Power: AC 120V/60Hz Humidity: 53 %
 EUT: Tablet PC
 M/N: MH003/MID1023
 Mode: 11nHT20 5745
 Note:

No. Mk.	Freq. MHz	Reading Level dBuV	Correct Factor dB	Measure- ment dBuV/m	Limit dBuV/m	Over dB	Detector	Antenna Height cm	Table Degree	Comment
1	62.0100	33.22	-16.53	16.69	40.00	-23.31	QP			
2	183.2600	39.05	-16.84	22.21	43.50	-21.29	QP			
3	263.7700	34.48	-13.10	21.38	46.00	-24.62	QP			
4	399.5700	32.10	-9.26	22.84	46.00	-23.16	QP			
5	741.9800	34.35	-3.17	31.18	46.00	-14.82	QP			
6 *	799.2100	40.62	-2.03	38.59	46.00	-7.41	QP			

*:Maximum data x:Over limit !:over margin

Operator: KK

Shenzhen EMTEK Co., Ltd.
 Bldg. 69, Majialong Industry Zone, Nanshan District, Shenzhen, Guangdong, 518052 P. R. China
 www.emtek.com.cn Tel: +86-755-2695 4280 Fax: +86-755-2695 4282


Radiated Emission Measurement


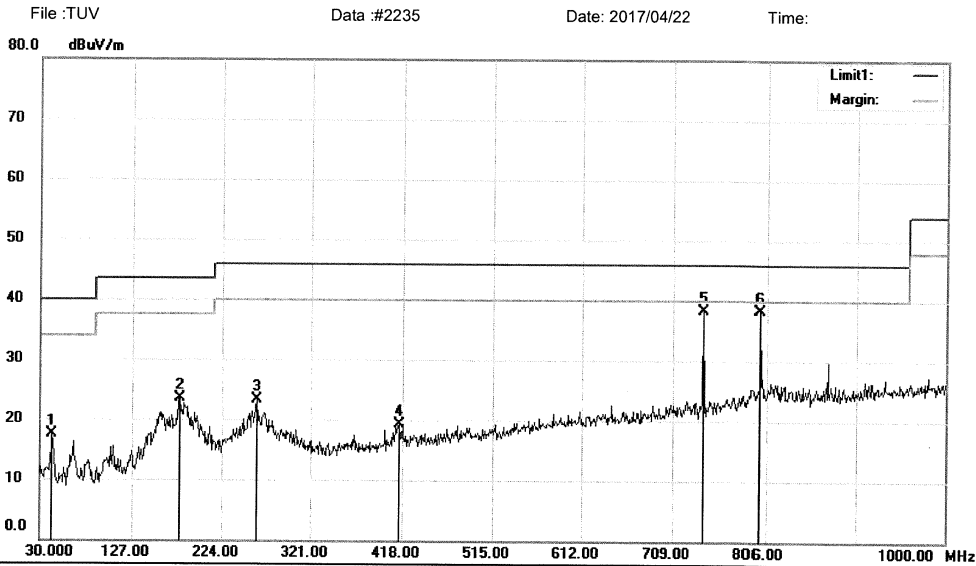
Site 3m Chamber #3 Polarization: **Vertical** Temperature: 24 C
 Limit: (RE)FCC PART 15 CLASS B Power: AC 120V/60Hz Humidity: 53 %
 EUT: Tablet PC
 M/N: MH003/MID1023
 Mode:11nHT20 5745
 Note:

No.	Mk.	Freq.	Reading Level	Correct Factor	Measurement	Limit	Over	Antenna Height	Table Degree	Comment
		MHz	dBuV	dB	dBuV/m	dBuV/m	dB	cm	degree	
1	*	42.6100	44.06	-14.94	29.12	40.00	-10.88	QP		
2		73.6500	47.53	-20.47	27.06	40.00	-12.94	QP		
3		78.5000	44.21	-19.87	24.34	40.00	-15.66	QP		
4		103.7200	38.03	-15.28	22.75	43.50	-20.75	QP		
5		159.0100	35.78	-18.43	17.35	43.50	-26.15	QP		
6		799.2100	34.19	-2.03	32.16	46.00	-13.84	QP		

*:Maximum data x:Over limit !:over margin

Operator: KK

Shenzhen EMTEK Co., Ltd.
 Bldg. 69, Majialong Industry Zone, Nanshan District, Shenzhen, Guangdong, 518052 P. R. China
 www.emtek.com.cn Tel: +86-755-2695 4280 Fax: +86-755-2695 4282


Radiated Emission Measurement


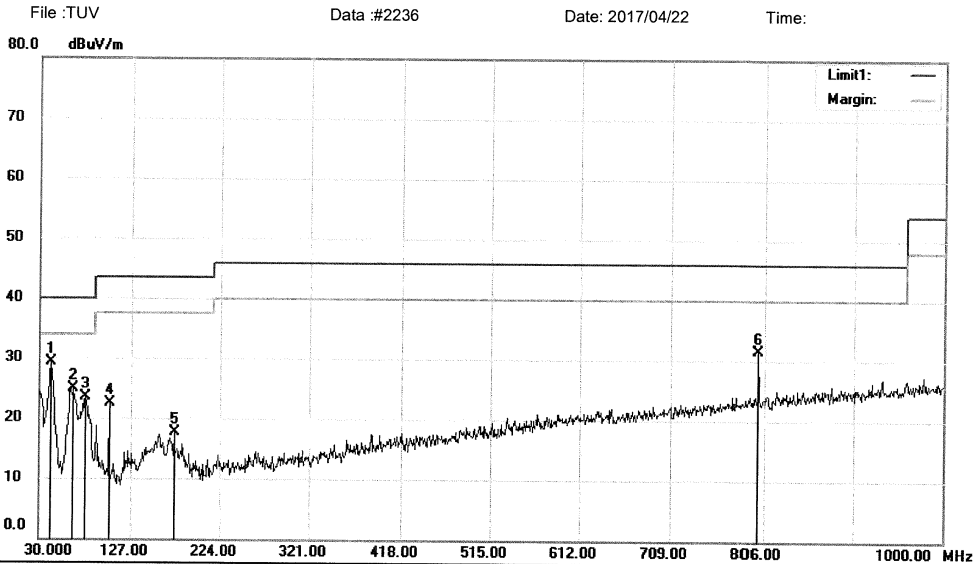
Site 3m Chamber #3 Polarization: **Horizontal** Temperature: 24 C
 Limit: (RE)FCC PART 15 CLASS B Power: AC 120V/60Hz Humidity: 53 %
 EUT: Tablet PC
 M/N: MH003/MID1023
 Mode:11nHT20 5785
 Note:

No. Mk.	Freq. MHz	Reading Level dBuV	Correct Factor dB	Measure- ment dBuV/m	Limit dBuV/m	Over dB	Detector	Antenna Height cm	Table Degree	Comment
1	42.6100	32.47	-14.94	17.53	40.00	-22.47	QP			
2	177.4400	40.61	-17.20	23.41	43.50	-20.09	QP			
3	261.8300	36.43	-13.11	23.32	46.00	-22.68	QP			
4	414.1200	28.46	-9.08	19.38	46.00	-26.62	QP			
5 *	741.9800	41.44	-3.17	38.27	46.00	-7.73	QP			
6	799.2100	40.28	-2.03	38.25	46.00	-7.75	QP			

*:Maximum data x:Over limit !:over margin

Operator: KK

Shenzhen EMTEK Co., Ltd.
 Bldg. 69, Majialong Industry Zone, Nanshan District, Shenzhen, Guangdong, 518052 P. R. China
 www.emtek.com.cn Tel:+86-755-2695 4280 Fax:+86-755-2695 4282


Radiated Emission Measurement


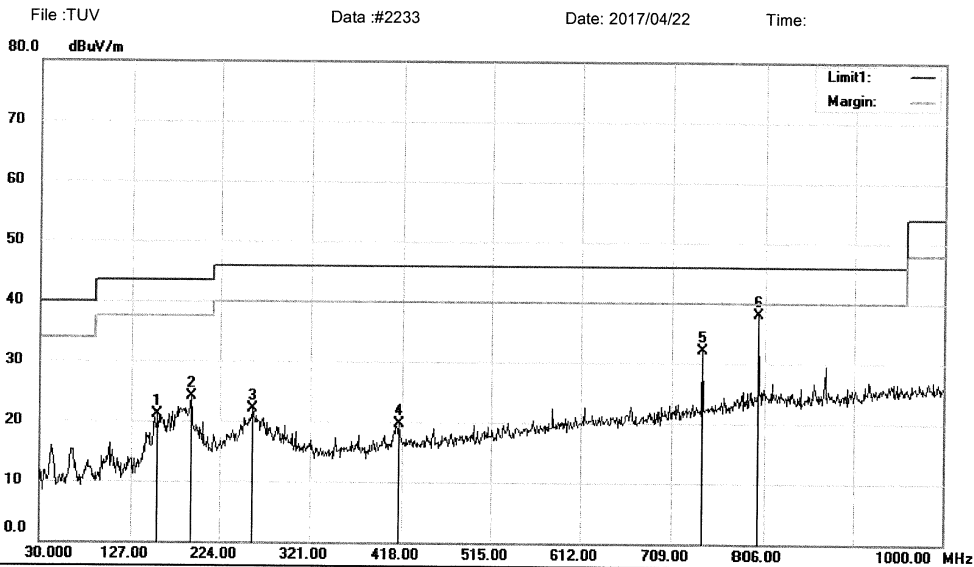
Site 3m Chamber #3 Polarization: **Vertical** Temperature: 24 C
 Limit: (RE)FCC PART 15 CLASS B Power: AC 120V/60Hz Humidity: 53 %
 EUT: Tablet PC
 M/N: MH003/MID1023
 Mode:11nHT20 5785
 Note:

No.	Mk.	Freq.	Reading Level	Correct Factor	Measurement	Limit	Over	Antenna Height	Table Degree	Comment
		MHz	dBuV	dB	dBuV/m	dBuV/m	dB	cm	degree	
1	*	41.6400	44.24	-15.03	29.21	40.00	-10.79	QP		
2		65.8900	43.07	-18.15	24.92	40.00	-15.08	QP		
3		78.5000	43.44	-19.87	23.57	40.00	-16.43	QP		
4		103.7200	37.85	-15.28	22.57	43.50	-20.93	QP		
5		173.5600	35.47	-17.76	17.71	43.50	-25.79	QP		
6		799.2100	33.62	-2.03	31.59	46.00	-14.41	QP		

*:Maximum data x:Over limit !:over margin

Operator: KK

Shenzhen EMTEK Co., Ltd.
 Bldg. 69, Majialong Industry Zone, Nanshan District, Shenzhen, Guangdong, 518052 P. R. China
 www.emtek.com.cn Tel:+86-755-2695 4280 Fax:+86-755-2695 4282


Radiated Emission Measurement


Site 3m Chamber #3 Polarization: **Horizontal** Temperature: 24 C
 Limit: (RE)FCC PART 15 CLASS B Power: AC 120V/60Hz Humidity: 53 %
 EUT: Tablet PC
 M/N: MH003/MID1023
 Mode:11nHT20 5825
 Note:

No.	Mk.	Freq.	Reading Level	Correct Factor	Measurement	Limit	Over	Antenna	Table	
		MHz	dBuV	dB	dBuV/m	dBuV/m	dB	Detector	Height	Degree
								cm	degree	Comment
1		155.1300	39.76	-18.73	21.03	43.50	-22.47	QP		
2		191.9900	40.77	-16.72	24.05	43.50	-19.45	QP		
3		259.8900	35.26	-13.12	22.14	46.00	-23.86	QP		
4		415.0900	28.82	-9.07	19.75	46.00	-26.25	QP		
5		741.9800	35.33	-3.17	32.16	46.00	-13.84	QP		
6	*	799.2100	40.12	-2.03	38.09	46.00	-7.91	QP		

*:Maximum data x:Over limit !:over margin

Operator: KK

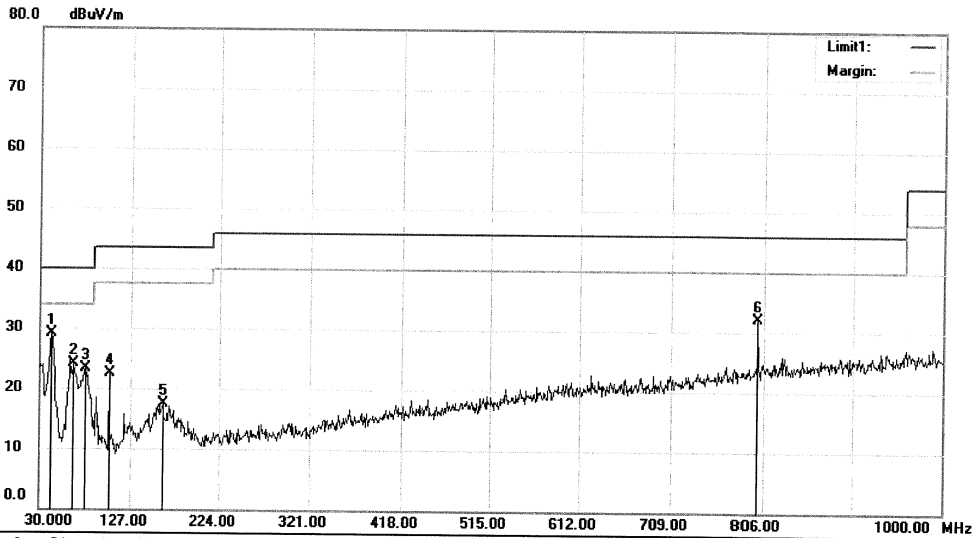
File :TUVData :#2233

Page: 1

Shenzhen EMTEK Co., Ltd.
 Bldg. 69, Majialong Industry Zone, Nanshan District, Shenzhen, Guangdong, 518052 P. R. China
 www.emtek.com.cn Tel: +86-755-2695 4280 Fax: +86-755-2695 4282


Radiated Emission Measurement

File : TUV Data #2234 Date: 2017/04/22 Time:



Site 3m Chamber #3 Polarization: **Vertical** Temperature: 24 C
 Limit: (RE)FCC PART 15 CLASS B Power: AC 120V/60Hz Humidity: 53 %
 EUT: Tablet PC
 M/N: MH003/MID1023
 Mode: 11nHT20 5825
 Note:

No.	Mk.	Freq.	Reading Level	Correct Factor	Measurement	Limit	Over	Antenna Height	Table Degree	Comment
		MHz	dBuV	dB	dBuV/m	dBuV/m	dB	cm	degree	
1	*	41.6400	44.11	-15.03	29.08	40.00	-10.92	QP		
2		65.8900	42.32	-18.15	24.17	40.00	-15.83	QP		
3		78.5000	43.27	-19.87	23.40	40.00	-16.60	QP		
4		103.7200	37.88	-15.28	22.60	43.50	-20.90	QP		
5		161.9200	35.82	-18.34	17.48	43.50	-26.02	QP		
6		799.2100	34.09	-2.03	32.06	46.00	-13.94	QP		

*:Maximum data x:Over limit !:over margin

Operator: KK

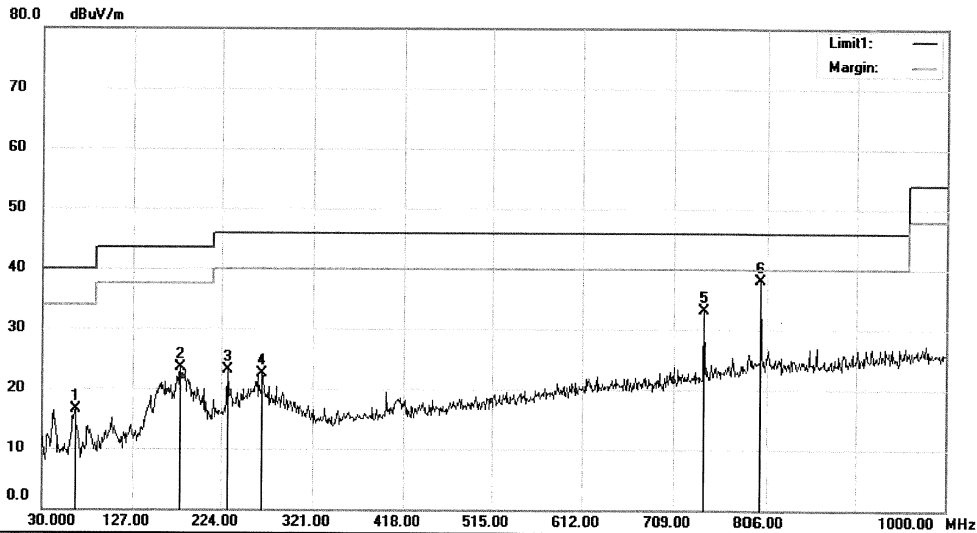
File : TUVData :#2234

Page: 1

Shenzhen EMTEK Co., Ltd.
 Bldg. 69, Majialong Industry Zone, Nanshan District, Shenzhen, Guangdong, 518052 P. R. China
 www.emtek.com.cn Tel: +86-755-2695 4280 Fax: +86-755-2695 4282


Radiated Emission Measurement

File : TUV Data : #2225 Date : 2017/04/22 Time :



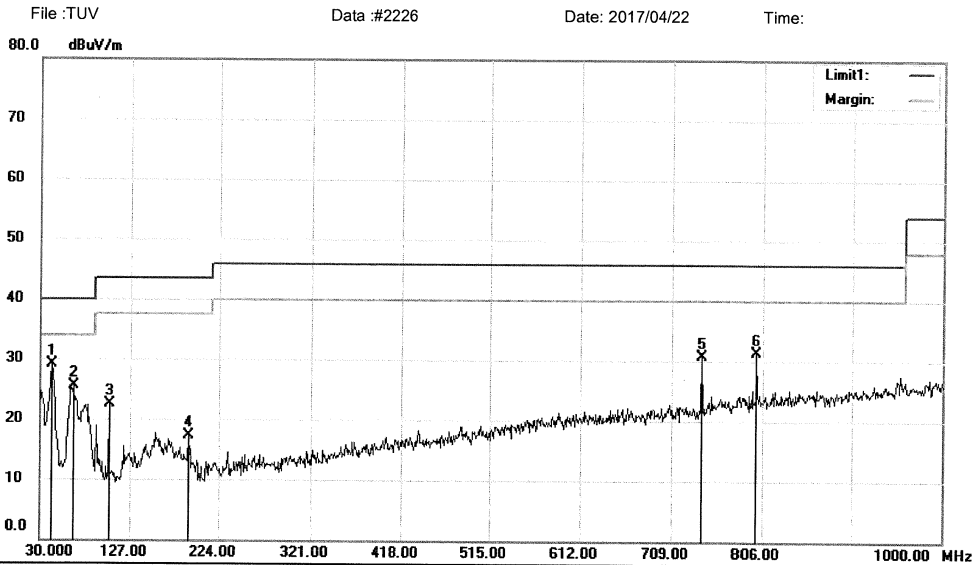
Site 3m Chamber #3 Polarization: **Horizontal** Temperature: 24 C
 Limit: (RE)FCC PART 15 CLASS B Power: AC 120V/60Hz Humidity: 53 %
 EUT: Tablet PC
 M/N: MH003/MID1023
 Mode: 11nHT40 5190
 Note:

No.	Mk.	Freq.	Reading Level	Correct Factor	Measurement	Limit	Over	Antenna Height	Table Degree	Comment
		MHz	dBuV	dB	dBuV/m	dBuV/m	dB	cm	degree	
1		64.9200	34.20	-17.74	16.46	40.00	-23.54	QP		
2		179.3800	40.33	-16.92	23.41	43.50	-20.09	QP		
3		230.7900	37.35	-14.28	23.07	46.00	-22.93	QP		
4		267.6500	35.56	-13.10	22.46	46.00	-23.54	QP		
5		741.9800	36.25	-3.17	33.08	46.00	-12.92	QP		
6	*	799.2100	40.19	-2.03	38.16	46.00	-7.84	QP		

*:Maximum data x:Over limit !:over margin

Operator: KK

Shenzhen EMTEK Co., Ltd.
 Bldg. 69, Majialong Industry Zone, Nanshan District, Shenzhen, Guangdong, 518052 P.R. China
 www.emtek.com.cn Tel:+86-755-2695 4280 Fax:+86-755-2695 4282


Radiated Emission Measurement


Site 3m Chamber #3 Polarization: **Vertical** Temperature: 24 C
 Limit: (RE)FCC PART 15 CLASS B Power: AC 120V/60Hz Humidity: 53 %
 EUT: Tablet PC
 M/N: MH003/MID1023
 Mode: 11nHT40 5190
 Note:

No.	Mk.	Freq.	Reading Level	Correct Factor	Measurement	Limit	Over	Antenna Height	Table Degree	Comment
		MHz	dBuV	dB	dBuV/m	dBuV/m	dB	cm	degree	
1	*	41.6400	44.21	-15.03	29.18	40.00	-10.82	QP		
2		64.9200	43.29	-17.74	25.55	40.00	-14.45	QP		
3		103.7200	37.82	-15.28	22.54	43.50	-20.96	QP		
4		191.0200	34.17	-16.79	17.38	43.50	-26.12	QP		
5		741.9800	33.89	-3.17	30.72	46.00	-15.28	QP		
6		799.2100	33.28	-2.03	31.25	46.00	-14.75	QP		

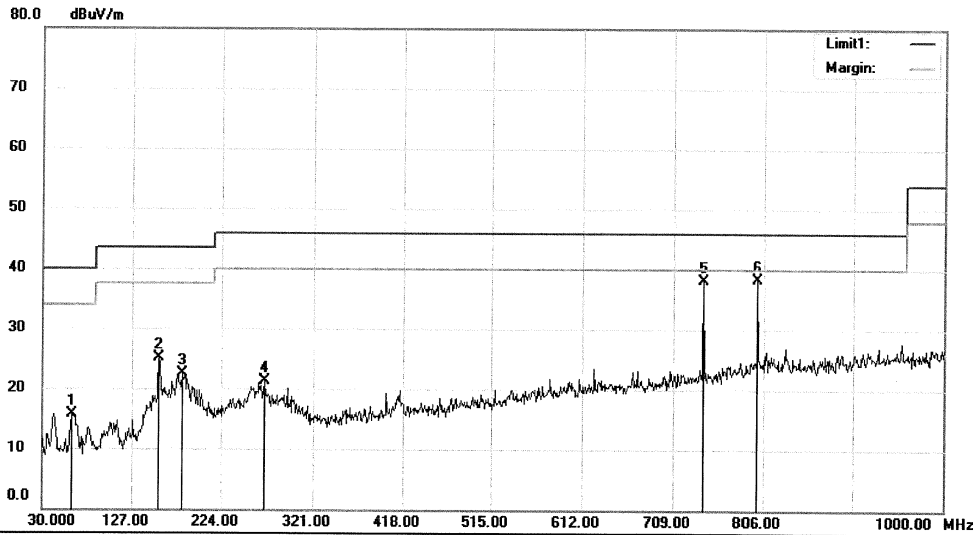
*:Maximum data x:Over limit !:over margin

Operator: KK

Shenzhen EMTEK Co., Ltd.
 Bldg. 69, Majialong Industry Zone, Nanshan District, Shenzhen, Guangdong, 518052 P. R. China
 www.emtek.com.cn Tel: +86-755-2695 4280 Fax: +86-755-2695 4282


Radiated Emission Measurement

File : TUV Data : #2227 Date : 2017/04/22 Time :



Site 3m Chamber #3 Polarization: **Horizontal** Temperature: 24 C
 Limit: (RE)FCC PART 15 CLASS B Power: AC 120V/60Hz Humidity: 53 %
 EUT: Tablet PC
 M/N: MH003/MID1023
 Mode: 11nHT40 5230
 Note:

No. Mk.	Freq.	Reading Level	Correct Factor	Measurement	Limit	Over	Antenna Height	Table Degree	Comment
	MHz	dBuV	dB	dBuV/m	dBuV/m	dB	cm	degree	
1	62.0100	32.31	-16.53	15.78	40.00	-24.22	QP		
2	156.1000	43.69	-18.65	25.04	43.50	-18.46	QP		
3	181.3200	39.24	-16.83	22.41	43.50	-21.09	QP		
4	269.5900	34.35	-13.09	21.26	46.00	-24.74	QP		
5	741.9800	41.22	-3.17	38.05	46.00	-7.95	QP		
6 *	799.2100	40.40	-2.03	38.37	46.00	-7.63	QP		

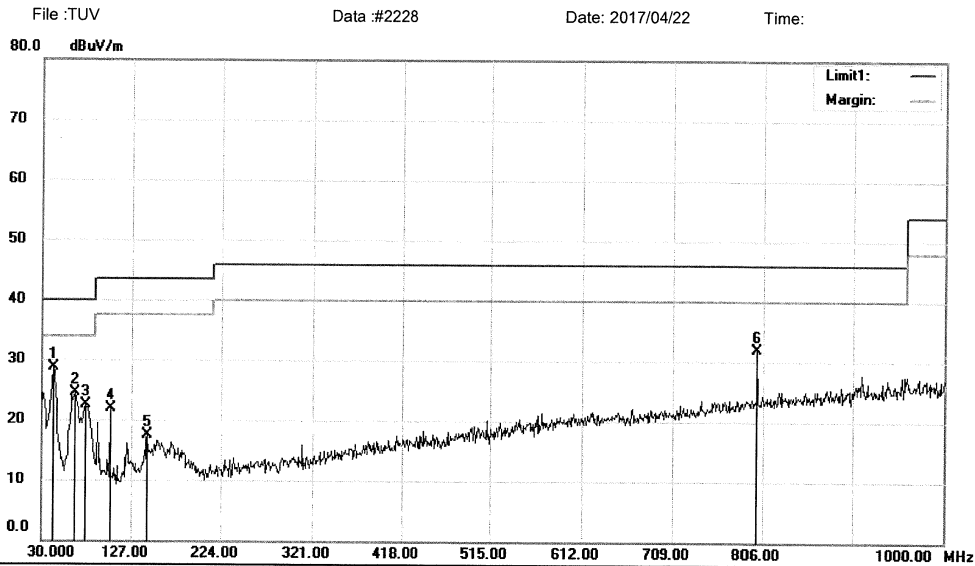
*:Maximum data x:Over limit !:over margin

Operator: KK

File : TUVData : #2227

Page: 1

Shenzhen EMTEK Co., Ltd.
 Bldg. 69, Majialong Industry Zone, Nanshan District, Shenzhen, Guangdong, 518052 P. R. China
 www.emtek.com.cn Tel: +86-755-2695 4280 Fax: +86-755-2695 4282


Radiated Emission Measurement


Site 3m Chamber #3 Polarization: **Vertical** Temperature: 24 C
 Limit: (RE)FCC PART 15 CLASS B Power: AC 120V/60Hz Humidity: 53 %
 EUT: Tablet PC
 M/N: MH003/MID1023
 Mode:11nHT40 5230
 Note:

No.	Mk.	Freq.	Reading Level	Correct Factor	Measurement	Limit	Over	Antenna Height	Table Degree	Comment
		MHz	dBuV	dB	dBuV/m	dBuV/m	dB	cm	degree	
1	*	42.6100	43.73	-14.94	28.79	40.00	-11.21	QP		
2		65.8900	42.67	-18.15	24.52	40.00	-15.48	QP		
3		77.5300	42.60	-20.09	22.51	40.00	-17.49	QP		
4		103.7200	37.25	-15.28	21.97	43.50	-21.53	QP		
5		144.4600	36.65	-19.09	17.56	43.50	-25.94	QP		
6		799.2100	33.96	-2.03	31.93	46.00	-14.07	QP		

*:Maximum data x:Over limit !:over margin

Operator: KK

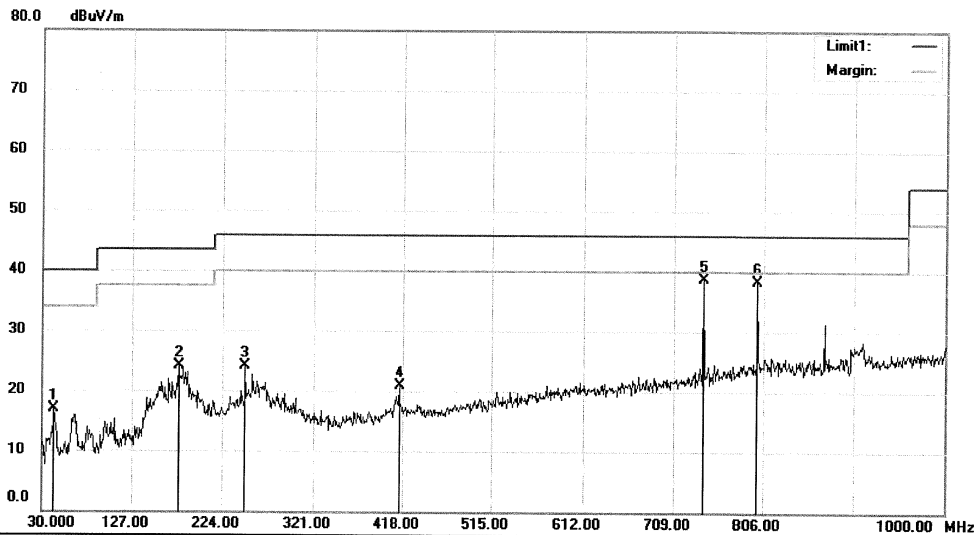
File :TUVData :#2228

Page: 1

Shenzhen EMTEK Co., Ltd.
 Bldg. 69, Majialong Industry Zone, Nanshan District, Shenzhen, Guangdong, 518052 P. R. China
 www.emtek.com.cn Tel:+86-755-2695 4280 Fax:+86-755-2695 4282


Radiated Emission Measurement

File :TUV Data :#2229 Date: 2017/04/22 Time:



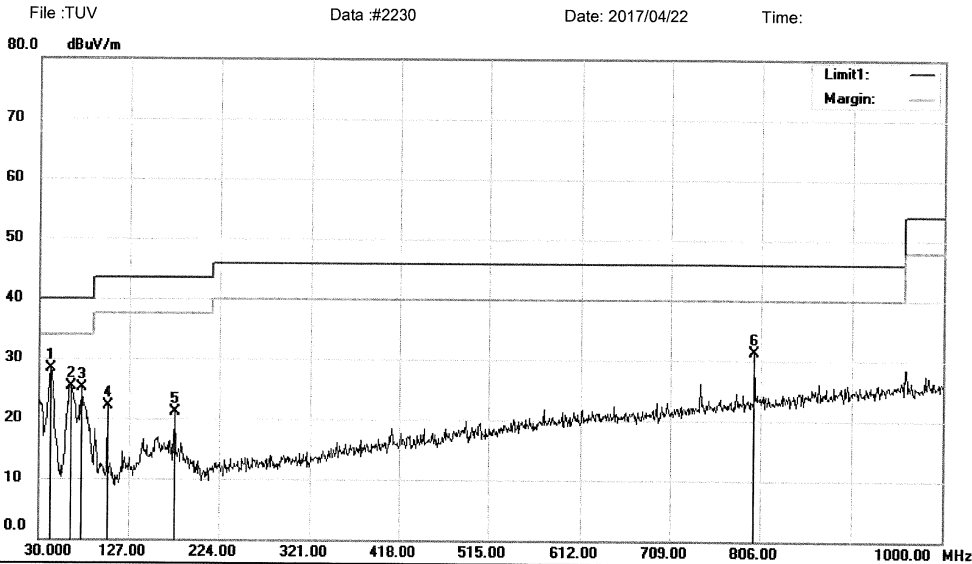
Site 3m Chamber #3 Polarization: **Horizontal** Temperature: 24 C
 Limit: (RE)FCC PART 15 CLASS B Power: AC 120V/60Hz Humidity: 53 %
 EUT: Tablet PC
 M/N: MH003/MID1023
 Mode:11nHT40 5755
 Note:

No.	Mk.	Freq.	Reading Level	Correct Factor	Measurement	Limit	Over	Antenna Height	Table Degree	Comment
		MHz	dBuV	dB	dBuV/m	dBuV/m	dB	cm	degree	
1		42.6100	31.92	-14.94	16.98	40.00	-23.02	QP		
2		177.4400	41.39	-17.20	24.19	43.50	-19.31	QP		
3		248.2500	37.72	-13.68	24.04	46.00	-21.96	QP		
4		414.1200	29.89	-9.08	20.81	46.00	-25.19	QP		
5	*	741.9800	41.92	-3.17	38.75	46.00	-7.25	QP		
6		799.2100	40.26	-2.03	38.23	46.00	-7.77	QP		

*:Maximum data x:Over limit !:over margin

Operator: KK

Shenzhen EMTEK Co., Ltd.
 Bldg. 69, Majialong Industry Zone, Nanshan District, Shenzhen, Guangdong, 518052 P. R. China
 www.emtek.com.cn Tel:+86-755-2695 4280 Fax:+86-755-2695 4282


Radiated Emission Measurement


Site 3m Chamber #3 Polarization: **Vertical** Temperature: 24 C
 Limit: (RE)FCC PART 15 CLASS B Power: AC 120V/60Hz Humidity: 53 %
 EUT: Tablet PC
 M/N: MH003/MID1023
 Mode:11nHT40 5755
 Note:

No.	Mk.	Freq.	Reading Level	Correct Factor	Measurement	Limit	Over	Antenna Height	Table Degree	Comment
		MHz	dBuV	dB	dBuV/m	dBuV/m	dB	cm	degree	
1	*	42.6100	43.26	-14.94	28.32	40.00	-11.68	QP		
2		63.9500	42.60	-17.33	25.27	40.00	-14.73	QP		
3		75.5900	45.56	-20.54	25.02	40.00	-14.98	QP		
4		103.7200	37.40	-15.28	22.12	43.50	-21.38	QP		
5		176.4700	38.50	-17.34	21.16	43.50	-22.34	QP		
6		799.2100	33.31	-2.03	31.28	46.00	-14.72	QP		

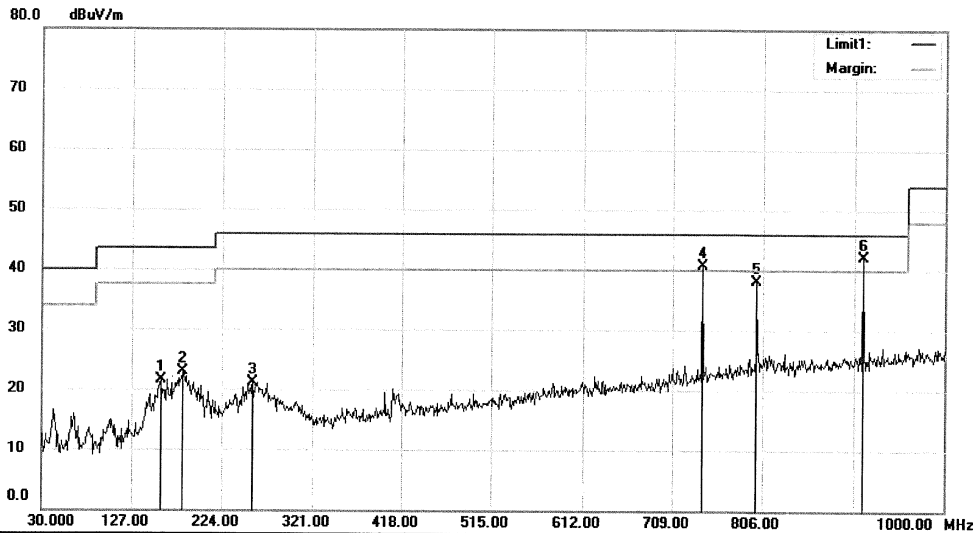
*:Maximum data x:Over limit !:over margin

Operator: KK

Shenzhen EMTEK Co., Ltd.
 Bldg. 69, Majialong Industry Zone, Nanshan District, Shenzhen, Guangdong, 518052 P. R. China
 www.emtek.com.cn Tel: +86-755-2695 4280 Fax: +86-755-2695 4282


Radiated Emission Measurement

File: TUV Data: #2231 Date: 2017/04/22 Time:



Site 3m Chamber #3 Polarization: **Horizontal** Temperature: 24 C
 Limit: (RE)FCC PART 15 CLASS B Power: AC 120V/60Hz Humidity: 53 %
 EUT: Tablet PC
 M/N: MH003/MID1023
 Mode: 11nHT40 5795
 Note:

No.	Mk.	Freq.	Reading Level	Correct Factor	Measurement	Limit	Over	Antenna Height	Table Degree	Comment
		MHz	dBuV	dB	dBuV/m	dBuV/m	dB	cm	degree	
1		158.0400	40.03	-18.50	21.53	43.50	-21.97	QP		
2		182.2900	39.67	-16.83	22.84	43.50	-20.66	QP		
3		256.9800	34.43	-13.26	21.17	46.00	-24.83	QP		
4	!	741.9800	43.83	-3.17	40.66	46.00	-5.34	QP		
5		799.2100	40.19	-2.03	38.16	46.00	-7.84	QP		
6	*	912.7000	42.94	-0.82	42.12	46.00	-3.88	QP		

*:Maximum data x:Over limit !:over margin

Operator: KK

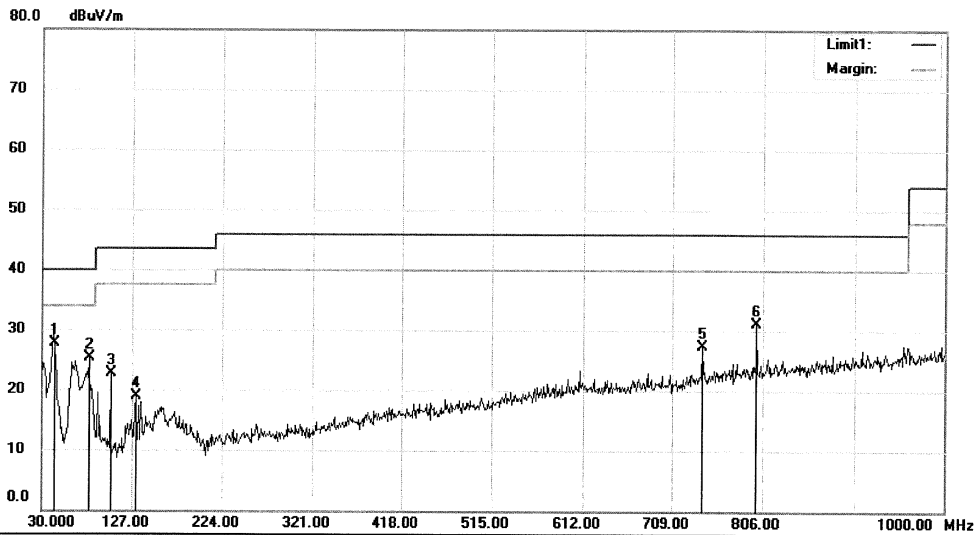
File: TUVData: #2231

Page: 1

Shenzhen EMTEK Co., Ltd.
 Bldg. 69, Majialong Industry Zone, Nanshan District, Shenzhen, Guangdong, 518052 P. R. China
 www.emtek.com.cn Tel:+86-755-2695 4280 Fax:+86-755-2695 4282


Radiated Emission Measurement

File :TUV Data :#2232 Date: 2017/04/22 Time:



Site 3m Chamber #3 Polarization: **Vertical** Temperature: 24 C
 Limit: (RE)FCC PART 15 CLASS B Power: AC 120V/60Hz Humidity: 53 %
 EUT: Tablet PC
 M/N: MH003/MID1023
 Mode:11nHT40 5795
 Note:

No.	Mk.	Freq.	Reading Level	Correct Factor	Measurement	Limit	Over	Antenna Height	Table Degree	Comment
		MHz	dBuV	dB	dBuV/m	dBuV/m	dB	cm	degree	
1	*	43.5800	42.63	-14.92	27.71	40.00	-12.29	QP		
2		80.4400	44.73	-19.39	25.34	40.00	-14.66	QP		
3		103.7200	37.98	-15.28	22.70	43.50	-20.80	QP		
4		130.8800	37.73	-18.87	18.86	43.50	-24.64	QP		
5		741.9800	30.39	-3.17	27.22	46.00	-18.78	QP		
6		799.2100	33.21	-2.03	31.18	46.00	-14.82	QP		

*:Maximum data x:Over limit !:over margin

Operator: KK

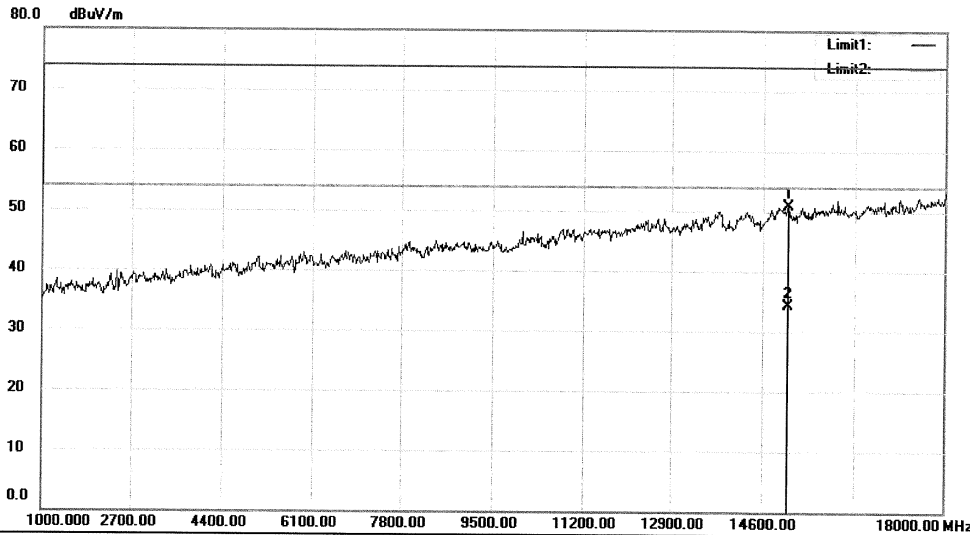
File :TUVData :#2232

Page: 1

Shenzhen EMTEK Co., Ltd.
 Bldg. 69, Majialong Industry Zone, Nanshan District, Shenzhen, Guangdong, 518052 P. R. China
 www.emtek.com.cn Tel: +86-755-2695 4283 Fax: +86-755-2695 4282


Radiated Emission Measurement

File : TUV Data : #2524 Date : 2017/04/20 Time :



Site 3m Chamber #1 Polarization: **Horizontal** Temperature: 24 C
 Limit: (RE)FCC PART 15C Power: AC 120V/60Hz Humidity: 53 %
 EUT: Tablet PC
 M/N: MHK003/MID1023
 Mode: 11a 5180
 Note:

No.	Mk.	Freq.	Reading Level	Correct Factor	Measurement	Limit	Over	Antenna Height	Table Degree	Comment
		MHz	dBuV	dB	dBuV/m	dBuV/m	dB	Detector	cm	degree
1		15059.00	47.30	3.57	50.87	74.00	-23.13	peak		0
2	*	15059.00	30.66	3.57	34.23	54.00	-19.77	AVG		0

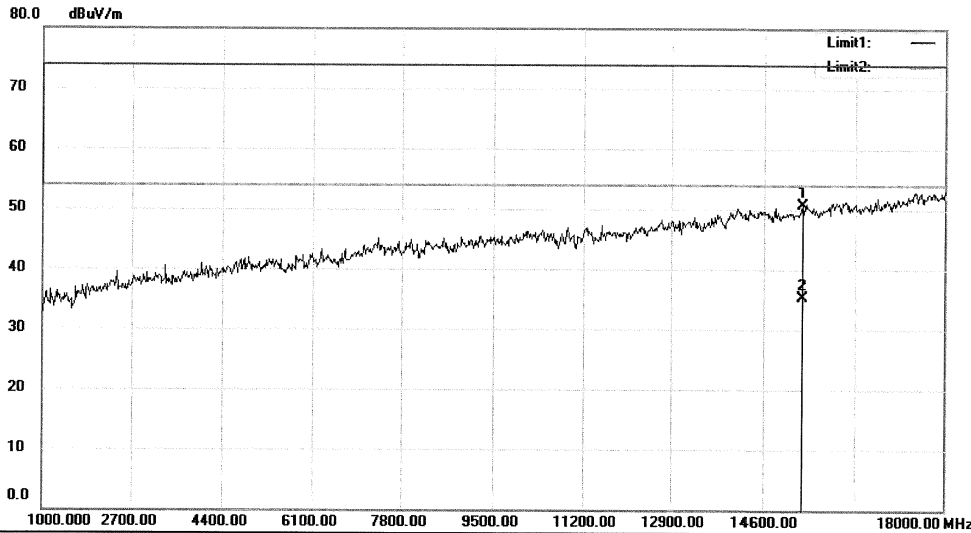
*:Maximum data x:Over limit !:over margin

Operator: KK

Shenzhen EMTEK Co., Ltd.
 Bldg. 69, Majialong Industry Zone, Nanshan District, Shenzhen, Guangdong, 518052 P. R. China
 www.emtek.com.cn Tel: +86-755-2695 4280 Fax: +86-755-2695 4282


Radiated Emission Measurement

File: TUV Data: #2523 Date: 2017/04/20 Time:



Site 3m Chamber #1 Polarization: **Vertical** Temperature: 24 C
 Limit: (RE)FCC PART 15C Power: AC 120V/60Hz Humidity: 53 %
 EUT: Tablet PC
 M/N: MHK003/MID1023
 Mode: 11a 5180
 Note:

No.	Mk.	Freq.	Reading Level	Correct Factor	Measurement	Limit	Over	Antenna Height	Table Degree		
		MHz	dBuV	dB	dBuV/m	dBuV/m	dB	Detector	cm	degree	Comment
1		15314.00	48.00	2.64	50.64	74.00	-23.36	peak		0	
2	*	15314.00	32.59	2.64	35.23	54.00	-18.77	AVG		0	

*:Maximum data x:Over limit !:over margin

Operator: KK

File :TUVData :#2523

Page: 1