



## 6. Photographs of the Test Set-Up


Photograph 1: Set-up for Spurious Emissions for 30 - 1000MHz



Photograph 2: Set-up for Spurious Emissions for 1 - 18GHz




**Photograph 3: Set-up for Spurious Emissions for 18 - 40GHz**




## 7. Photographs of the Test Set-Up


Photograph 1: Test Layout




**Photograph 2: Set-up for Front Face**



**Photograph 3: Set-up for Bottom Face**




**Photograph 4: Set-up for Edge 1**





## 6. Photographs of the Test Set-Up

Photograph 1: Set-up for Conducted Emission



**Photograph 2: Set-up for Radiated Emission of below 1GHz**



**Photograph 3: Set-up for Radiated Emission of above 1GHz**

