



<b>Prüfbericht-Nr.:</b> <i>Test Report No.:</i>	<b>17049861 002</b>	<b>Auftrags-Nr.:</b> <i>Order No.:</i>	<b>164035423</b>	Seite 1 von 36 Page 1 of 36	
<b>Kunden-Referenz-Nr.:</b> <i>Client Reference No.:</i>	<b>N/A</b>	<b>Auftragsdatum:</b> <i>Order date:</i>	<b>07.05.2015</b>		
<b>Auftraggeber:</b> <i>Client:</i>	<b>Lightcomm Technology Co., Ltd.</b> RM1708-10, 17/F, PROSPERITY CENTRE, 25 CHONG YIP STREET, KWUN TONG, HONG KONG				
<b>Prüfgegenstand:</b> <i>Test item:</i>	<b>10.1" Wi-Fi Android Tablet</b>				
<b>Bezeichnung / Typ-Nr.:</b> <i>Identification / Type No.:</i>	<b>NS-P16AT10</b>				
<b>Auftrags-Inhalt:</b> <i>Order content:</i>	<b>FCC Certification</b>				
<b>Prüfgrundlage:</b> <i>Test specification:</i>	<b>CFR47 FCC Part 15: Subpart C Section 15.407</b> <b>CFR47 FCC Part 15: Subpart C Section 15.207</b> <b>CFR47 FCC Part 15: Subpart C Section 15.209</b>				
<b>Wareneingangsdatum:</b> <i>Date of receipt:</i>	<b>04.05.2015</b>				
<b>Prüfmuster-Nr.:</b> <i>Test sample No.:</i>	<b>A000221149-002, A000221149-003</b>				
<b>Prüfzeitraum:</b> <i>Testing period:</i>	<b>28.05.2015 - 25.06.2015</b>				
<b>Ort der Prüfung:</b> <i>Place of testing:</i>	<b>Accurate Technology Co., Ltd.</b>				
<b>Prüflaboratorium:</b> <i>Testing laboratory:</i>	<b>TÜV Rheinland (Shenzhen) Co., Ltd.</b>				
<b>Prüfergebnis*:</b> <i>Test result*:</i>	<b>Pass</b>				
<b>geprüft von / tested by:</b>			<b>kontrolliert von / reviewed by:</b>		
<b>30.06.2015</b>	<b>Lin Lin / Project Manager</b>		<b>30.06.2015</b>	<b>Sam Lin/Technical Certifier</b>	
<b>Datum</b>	<b>Name / Stellung</b>	<b>Unterschrift</b>	<b>Datum</b>	<b>Name / Stellung</b>	<b>Unterschrift</b>
<i>Date</i>	<i>Name / Position</i>	<i>Signature</i>	<i>Date</i>	<i>Name / Position</i>	<i>Signature</i>
<b>Sonstiges / Other:</b>	<b>FCC ID: XMF-NSP16AT10</b>				
<b>Zustand des Prüfgegenstandes bei Anlieferung:</b> <i>Condition of the test item at delivery:</i>	<b>Prüfmuster vollständig und unbeschädigt</b> <i>Test item complete and undamaged</i>				
<b>* Legende:</b>	<b>1 = sehr gut</b>	<b>2 = gut</b>	<b>3 = befriedigend</b>	<b>4 = ausreichend</b>	<b>5 = mangelhaft</b>
	<b>P(ass) = entspricht o.g. Prüfgrundlage(n)</b>	<b>F(all) = entspricht nicht o.g. Prüfgrundlage(n)</b>	<b>N/A = nicht anwendbar</b>	<b>N/T = nicht getestet</b>	
<b>Legend:</b>	<b>1 = very good</b>	<b>2 = good</b>	<b>3 = satisfactory</b>	<b>4 = sufficient</b>	<b>5 = poor</b>
	<b>P(ass) = passed a.m. test specification(s)</b>	<b>F(all) = failed a.m. test specification(s)</b>	<b>N/A = not applicable</b>	<b>N/T = not tested</b>	
<b>Dieser Prüfbericht bezieht sich nur auf das o.g. Prüfmuster und darf ohne Genehmigung der Prüfstelle nicht auszugsweise vervielfältigt werden. Dieser Bericht berechtigt nicht zur Verwendung eines Prüfzeichens.</b> <i>This test report only relates to the a. m. test sample. Without permission of the test center this test report is not permitted to be duplicated in extracts. This test report does not entitle to carry any test mark.</i>					

## TEST SUMMARY

### 5.1.1 ANTENNA REQUIREMENT

RESULT: Pass

### 5.1.2 MAX CONDUCTED TX POWER AND MAX EIRP

RESULT: Pass

### 5.1.3 26dB BANDWIDTH AND 99% BANDWIDTH

RESULT: Pass

### TEST PLOT OF 26dB BANDWIDTH AND 99% BANDWIDTH

### 5.1.4 6dB BANDWIDTH

RESULT: Pass

### 5.1.5 POWER SPECTRAL DENSITY

RESULT: Pass

### TEST PLOT OF POWER SPECTRAL DENSITY

### 5.1.6 SPURIOUS EMISSION

RESULT: Pass

### 5.1.7 CONDUCTED EMISSIONS

RESULT: Pass

### 5.1.8 FREQUENCY STABILITY

RESULT: Pass

## CONTENTS

<b>1.</b>	<b>GENERAL REMARKS .....</b>	<b>4</b>
1.1	COMPLEMENTARY MATERIALS .....	4
<b>2.</b>	<b>TEST SITES .....</b>	<b>4</b>
2.1	TEST FACILITIES .....	4
2.2	LIST OF TEST AND MEASUREMENT INSTRUMENTS .....	5
2.3	TRACEABILITY .....	6
2.4	CALIBRATION .....	6
2.5	MEASUREMENT UNCERTAINTY .....	6
2.6	LOCATION OF ORIGINAL DATA.....	6
2.7	STATUS OF FACILITY USED FOR TESTING .....	6
<b>3.</b>	<b>GENERAL PRODUCT INFORMATION .....</b>	<b>7</b>
3.1	PRODUCT FUNCTION AND INTENDED USE .....	7
3.2	RATINGS AND SYSTEM DETAILS .....	7
3.3	INDEPENDENT OPERATION MODES.....	8
3.4	NOISE GENERATING AND NOISE SUPPRESSING PARTS.....	8
3.5	SUBMITTED DOCUMENTS.....	8
<b>4.</b>	<b>TEST SET-UP AND OPERATION MODES .....</b>	<b>9</b>
4.1	PRINCIPLE OF CONFIGURATION SELECTION .....	9
4.2	TEST OPERATION AND TEST SOFTWARE .....	9
4.3	SPECIAL ACCESSORIES AND AUXILIARY EQUIPMENT .....	9
4.4	COUNTERMEASURES TO ACHIEVE ERM COMPLIANCE .....	9
4.5	TEST SETUP DIAGRAM .....	10
<b>5.</b>	<b>TEST RESULTS .....</b>	<b>12</b>
<b>5.1</b>	<b>TRANSMITTER REQUIREMENT &amp; TEST SUITES .....</b>	<b>12</b>
5.1.1	<i>Antenna Requirement .....</i>	<i>12</i>
5.1.2	<i>Max Conducted TX Power and Max EIRP .....</i>	<i>13</i>
5.1.3	<i>26dB Bandwidth and 99% Bandwidth.....</i>	<i>14</i>
5.1.4	<i>6dB Bandwidth .....</i>	<i>20</i>
5.1.5	<i>Power spectral density.....</i>	<i>23</i>
5.1.6	<i>Spurious Emission .....</i>	<i>27</i>
5.1.7	<i>Conducted emissions.....</i>	<i>28</i>
5.1.8	<i>Frequency Stability.....</i>	<i>31</i>
<b>6.</b>	<b>PHOTOGRAPHS OF THE TEST SET-UP .....</b>	<b>33</b>
<b>7.</b>	<b>LIST OF TABLES .....</b>	<b>36</b>
<b>8.</b>	<b>LIST OF PHOTOGRAPHS .....</b>	<b>36</b>

## 1. General Remarks

### 1.1 Complementary Materials

None.

## 2. Test Sites

### 2.1 Test Facilities

Accurate Technology Co., Ltd.

**(FCC Registration No.: 752051)**

**(Test site Industry Canada No.: 5077A-2)**

F1, Bldg. A, Changyuan New Material Port  
Keyuan Rd., Science & Industry Park, Nanshan  
Shenzhen, P.R. China

The tests at the test site have been conducted under the supervision of a TÜV engineer.

## 2.2 List of Test and Measurement Instruments

**Table 1: List of Test and Measurement Equipment**

Kind of Equipment	Manufacturer	Type	S/N	Calibrated until
<b>Spurious emission and Radiated emission</b>				
Spectrum Analyzer	Rohde&Schwarz	FSV40	101495	2016-01-10
Test Receiver	Rohde & Schwarz	ESCS30	100307	2016-01-10
Bilog Antenna	Schwarzbeck	VULB9163	9163-323	2016-01-10
Loop Antenna	Schwarzbeck	FMZB1516	1516131	2016-01-10
Horn Antenna	Schwarzbeck	BBHA9120D	9120D-655	2016-01-10
Horn Antenna	Schwarzbeck	BBHA9170	9170-359	2016-01-10
Pre-Amplifier	Rohde & Schwarz	CBLU1183540-01	3791	2016-01-10
<b>Radio Test Suite</b>				
Receiver	Rohde & Schwarz	FSV40	101495	2016-01-10
Signal Analyzer	Agilent	N9010A	My53470879	2016-05-17
Power Analyzer	Agilent	PS-X10-200	N/A	2016-05-17
Cable	Agilent	N/A	5#	2016-05-17
<b>Conducted Emission</b>				
Test Receiver	Rohde & Schwarz	ESCS30	100307	2016-01-10
L.I.S.N.	Schwarzbeck	NLSK8126	8126431	2016-01-10
L.I.S.N.	Rohde & Schwarz	ESH3-Z5	100310	2016-01-10
Pulse Limiter	Rohde & Schwarz	ESH3-Z2	100815	2016-01-10
50Ω Coaxial Switch	Anritsu Corp	MP59B	6200283933	2016-01-10
RF Coaxial Cable	SUHNER	N-2m	No.3	2016-01-10

## 2.3 Traceability

All measurement equipment calibrations are traceable to NIST or where calibration is performed outside the United States, to equivalent nationally recognized standards organizations.

## 2.4 Calibration

Equipment requiring calibration is calibrated periodically by the manufacturer or according to manufacturer's specifications. Additionally all equipment is verified for proper performance on a regular basis using in house standards or comparisons.

## 2.5 Measurement Uncertainty

**Table 2: Measurement Uncertainty**

Parameter	Uncertainty
Radio Spectrum	< ± 0.60 dB
Radiated emission of transmitter, valid up to 12.75 GHz	< ± 4.42 dB
Radiated emission of receiver, valid up to 12.75 GHz	< ± 4.42 dB
Conducted Emission	< ± 2.23 dB
Radiated Emission	< ± 4.42 dB

## 2.6 Location of Original Data

The original copies of all test data taken during actual testing were retained in the TÜV Rheinland (Shenzhen) file for certification follow-up purposes.

## 2.7 Status of Facility Used for Testing

Accurate Technology Co., Ltd. test facility located at F1, Bldg. A, Changyuan New Material Port Keyuan Rd., Science & Industry Park, Nanshan, Shenzhen, P.R. China is listed on the US Federal Communications Commission list of facilities approved to perform measurements.

### 3. General Product Information

#### 3.1 Product Function and Intended Use

The EUT is 10" tablet with Wi-Fi & Bluetooth function.  
For details refer to the User Manual and Circuit Diagram.

#### 3.2 Ratings and System Details

**Table 3: Technical Specification**

Device type:	Portable device				
EUT Name:	10.1" Wi-Fi Android Tablet				
Type Identification:	NS-P16AT10				
FCC ID:	XMF-NSP16AT10				
Operating mode(s) / WiFi:	802.11a	802.11b	802.11g	802.11n HT20	802.11n HT40
Test modulation	OFDM	DSSS	OFDM	OFDM	OFDM
Transmit Frequency Range (MHz):	5180-5240; 5745-5825	2412-2462	2412-2462	2412-2462	2422-2452
Operating mode(s) / Bluetooth:	Bluetooth 4.0 Dual mode				
Test modulation	GFSK, $\pi/4$ DQPSK, 8DPSK				
Transmit Frequency Range (MHz):	2402-2480				
Antenna type:	Integrated antenna				
Antenna Gain	2.4GHz: 2.6dBi; 5GHz: 2.8dBi				
Input Rating	5Vdc, 2A				
Battery	3.7Vdc				

**Table 4: List of WLAN Channel of 5GHz 802.11a**

802.11a	
Channel Number	Frequency (MHz)
36	5180
40	5200
44	5220
48	5240
149	5745
153	5765
157	5785
161	5805

165	5825
-----	------

### 3.3 Independent Operation Modes

The basic operation modes are:

- A. On, Wi-Fi mode
  - 1. Transmitting
    - a. 802.11a
  - 2. Receiving
- B. Standby
- C. Off

### 3.4 Noise Generating and Noise Suppressing Parts

Refer to the Circuit Diagram.

### 3.5 Submitted Documents

- Bill of Material
- Constructional Drawing
- PCB Layout
- Photo Document
- Circuit Diagram
- Instruction Manual
- Rating Label



## 4. Test Set-up and Operation Modes

### 4.1 Principle of Configuration Selection

The equipment under test (EUT) was configured to measure its maximum power level. The test modes were adapted accordingly in reference to the instructions for use.

### 4.2 Test Operation and Test Software

Test operation refers to test setup in chapter 5. All testing were performed according to the procedures in ANSI C63.4: 2003.

### 4.3 Special Accessories and Auxiliary Equipment

The EUT was tested together with the following accessories:

Description	Manufacturer	Part No.	Rating
AC/DC Adapter	HUIKE	HK15-HASF0502000	100-240Vac, 50/60Hz

The EUT was tested with following cables:

Interface(s)/Port(s):	Max. cable length, shielding	Cable classification
USB Cable	Shielding USB cable	Type B USB cable

### 4.4 Countermeasures to Achieve ERM Compliance

The test sample which has been tested contained the noise suppression parts as described in the Technical Construction File (TCF). No additional measures were employed to achieve compliance.

## 4.5 Test Setup Diagram

Diagram of Measurement Configuration for Radiation Test

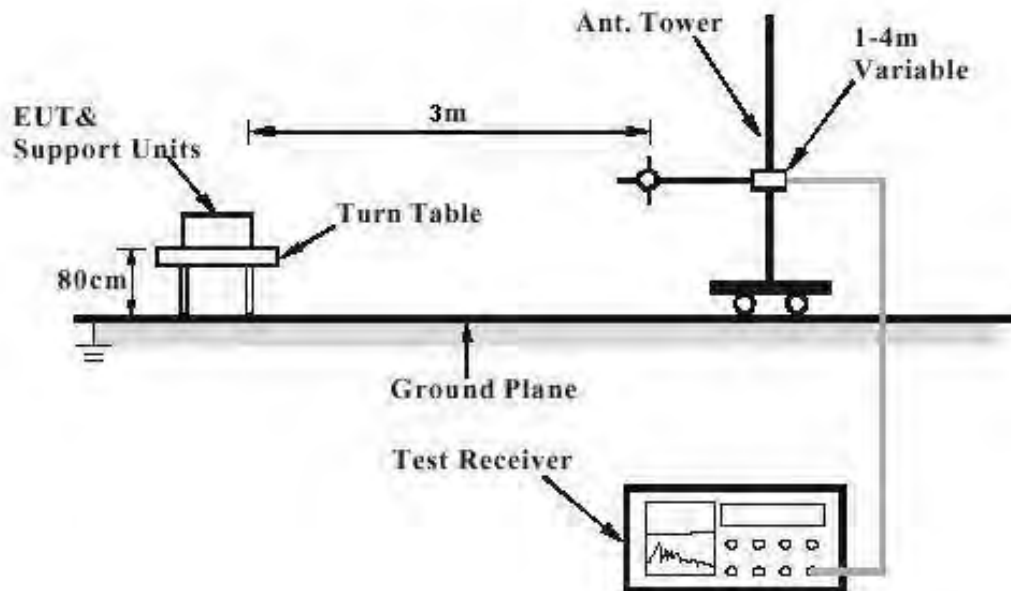
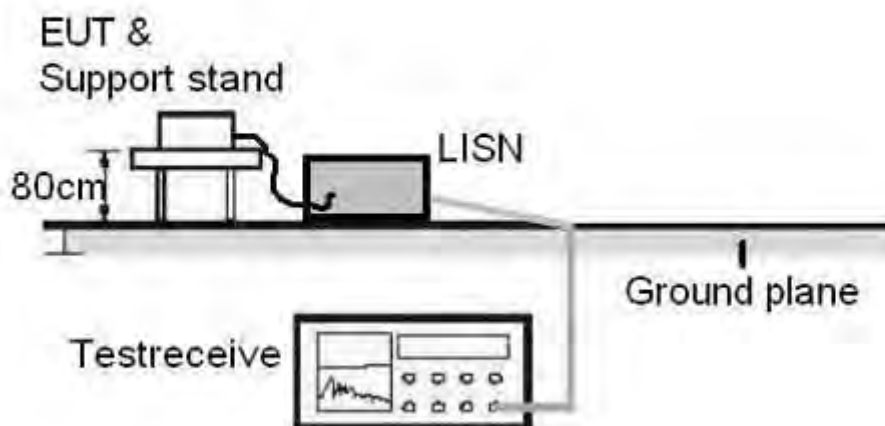
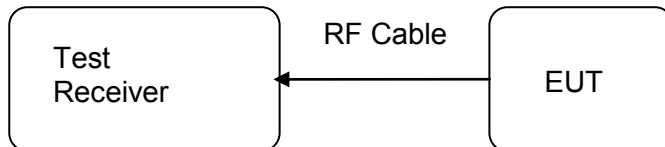


Diagram of Measurement Equipment Configuration for Conduction Measurement



**Diagram of Measurement Equipment Configuration for Transmitter Measurement**



## 5. Test Results

### 5.1 Transmitter Requirement & Test Suites

#### 5.1.1 Antenna Requirement

**RESULT:****Pass**

Test standard : FCC Part 15.203  
Limit The use of antennas with directional gains that do not exceed 6dBi

According to the manufacturer declared, the EUT has an internal antenna, the directional gain of antenna is 2.8dBi, and the antenna connector is designed with permanent attachment and no consideration of replacement. Therefore the EUT is considered sufficient to comply with the provision.

## 5.1.2 Max Conducted TX Power and Max EIRP

**RESULT:**
**Pass**

Test date : 2015-05-27  
 Test standard : KDB 905462 D06  
                   : KDB 789033 D02 v01  
 Basic standard : ANSI C63.4: 2003  
 Limit : Max Conducted TX Power  
           : 24dBm (250mW) for band 5150~5250MHz  
           : 30dBm (1000mW) for band 5725~5850MHz  
           : Max EIRP with 6dBi antenna  
           : 36dBm (4W) for 5150~5250MHz, 5725~5850MHz  
 Kind of test site : Shielded room

**Test setup**

Test Channel : Low/ Middle/ High  
 Operation Mode : A.1  
 Ambient temperature : 25°C  
 Relative humidity : 52%  
 Atmospheric pressure : 101kPa

**Max Conducted TX Power**
**Table 5: Test result of Max Conducted Tx Power of 802.11a**

Channel	Channel Frequency (MHz)	Peak Output Power	Limit
		(dBm)	(dBm)
36	5180	10.40	24
44	5220	10.60	24
48	5240	10.70	24
149	5745	10.42	30
157	5785	10.84	30
165	5825	11.17	30

**Max EIRP**
**Table 6: Test result of Max EIRP of 802.11a**

Channel	Channel Frequency (MHz)	Peak Output Power	Antenna Gain	Total	Limit
		(dBm)	(dBi)	(dBm)	(dBm)
36	5180	10.40	2.8	13.20	36
44	5220	10.60	2.8	13.40	36
48	5240	10.70	2.8	13.50	36
149	5745	10.42	2.8	13.22	36
157	5785	10.84	2.8	13.64	36
165	5825	11.17	2.8	13.97	36

### 5.1.3 26dB Bandwidth and 99% Bandwidth

**RESULT:**
**Pass**

Date of testing : 2015-06-08  
 Test standard : KDB 905462 D06  
                   : KDB 789033 D02 v01  
 Basic standard : ANSI C63.4: 2003  
 Kind of test site : Shielded room

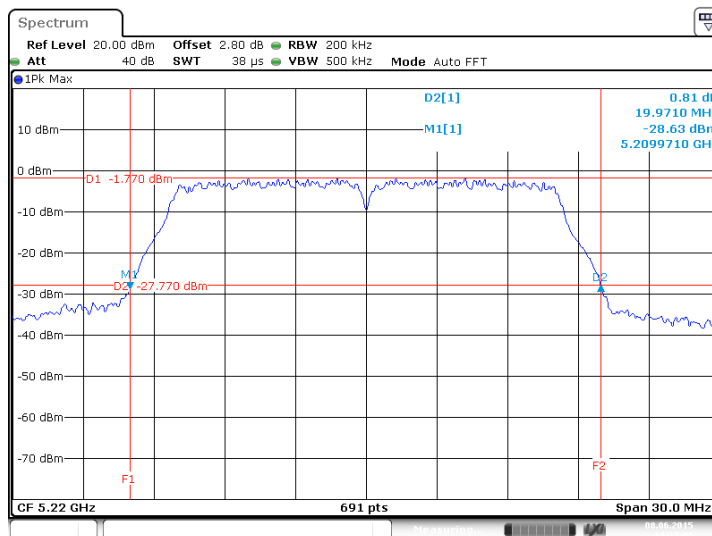
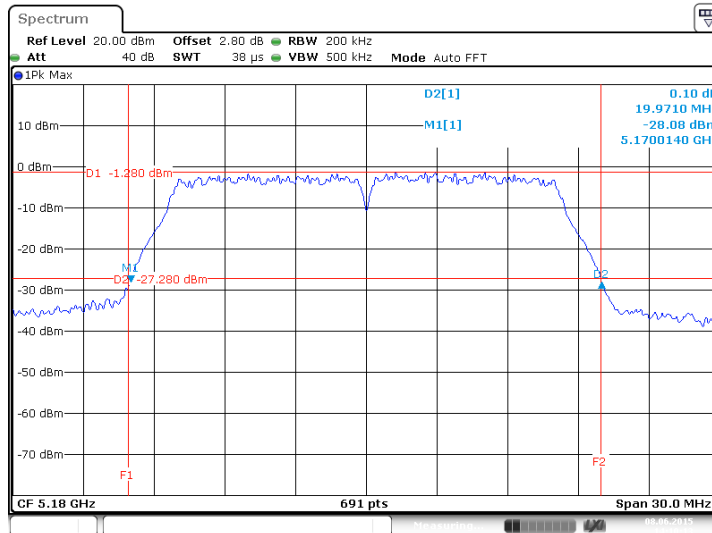
**Test setup**

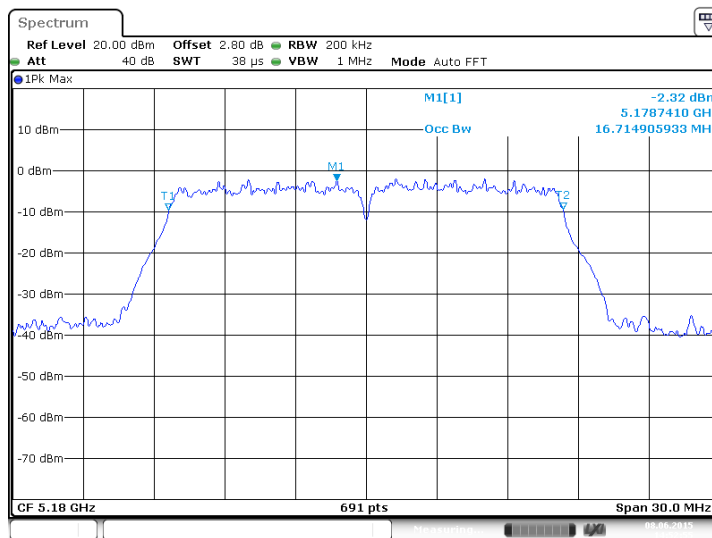
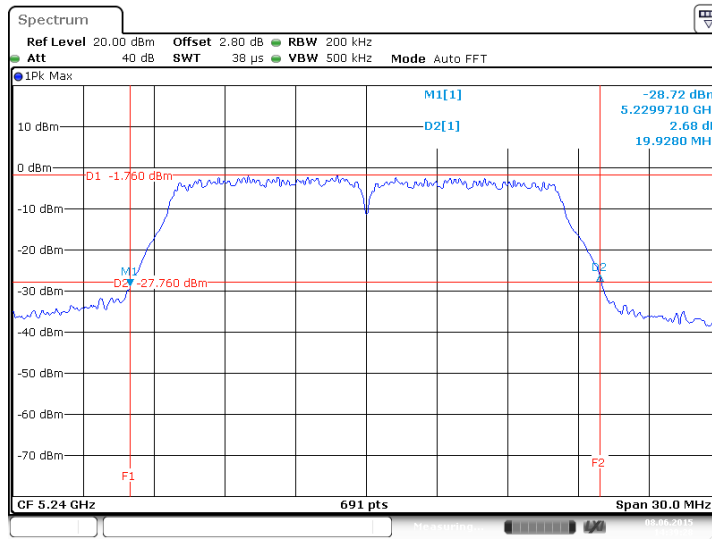
Test Channel : Low/ Middle/ High  
 Operation Mode : A.1  
 Ambient temperature : 25°C  
 Relative humidity : 52%  
 Atmospheric pressure : 101kPa

**Table 7: Test result of 26dB & 99% Bandwidth of 802.11a**

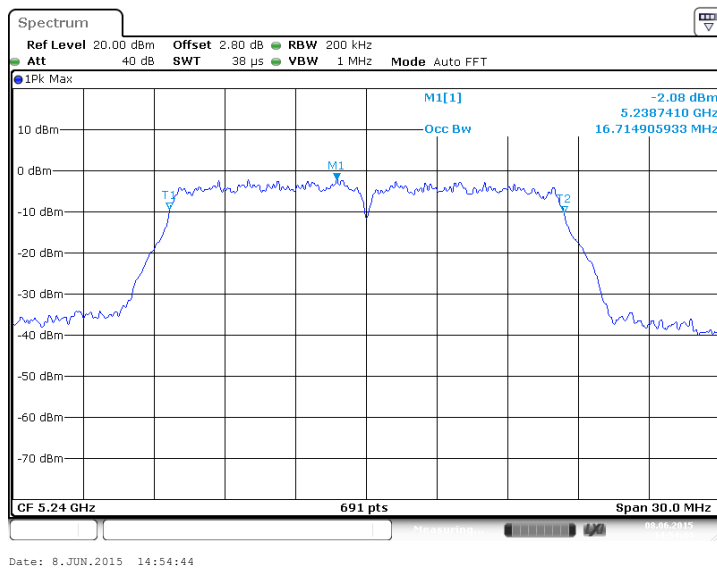
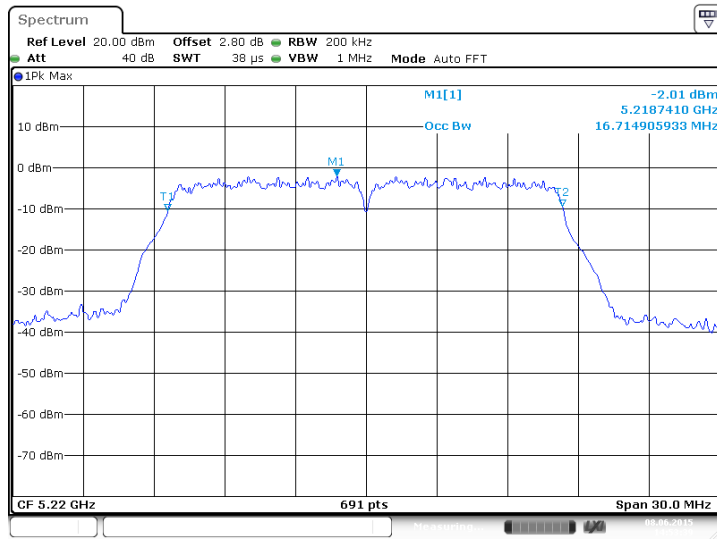
Channel	Channel Frequency (MHz)	26dB Bandwidth (MHz)	99% Bandwidth (MHz)
36	5180	19.97	16.71
44	5220	19.97	16.71
48	5240	19.93	16.71

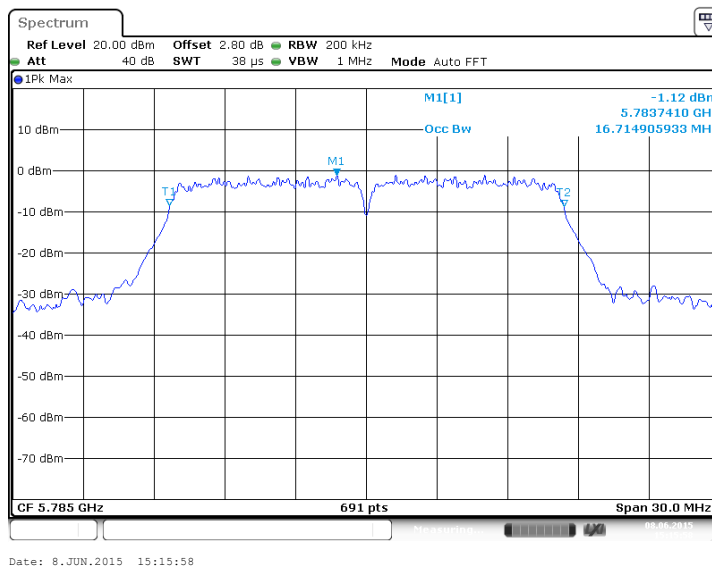
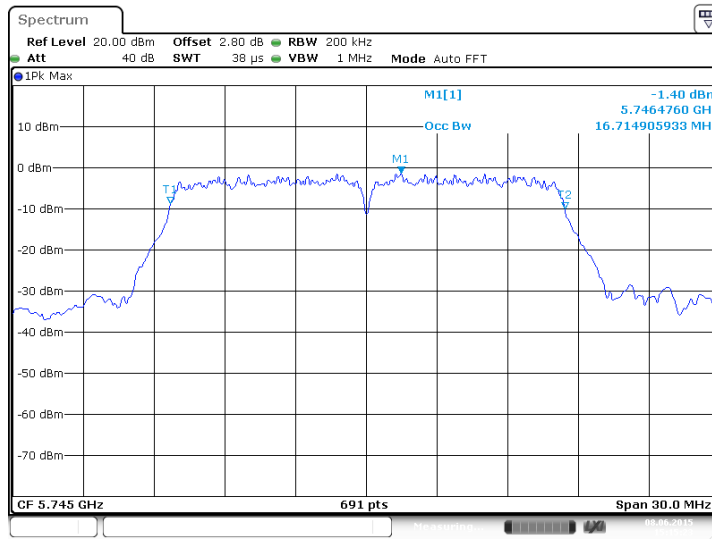
Channel	Channel Frequency (MHz)	99% Bandwidth (MHz)
149	5745	16.71
157	5785	16.71
165	5825	16.80

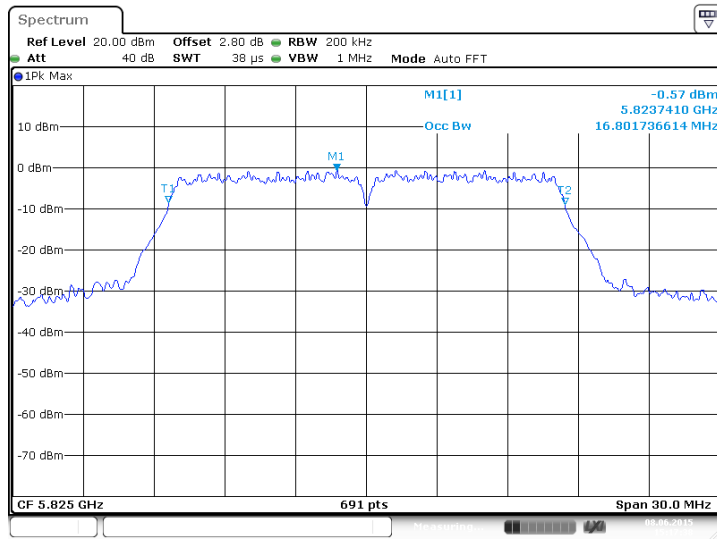
**Test Plot of 26dB Bandwidth and 99% Bandwidth**
**802.11a**












Date: 8. JUN. 2015 15:17:38

**Prüfbericht - Nr.: 17049861 002**

Test Report No.

Seite 20 von 36

Page 20 of 36

### 5.1.4 6dB Bandwidth

**RESULT:****Pass**

Date of testing : 2015-06-08  
Test standard : KDB 905462 D06 v01  
KDB 789033 D02 v01  
Basic standard : ANSI C63.4: 2003  
Limit : 500kHz  
Kind of test site : Shielded room

**Test setup**

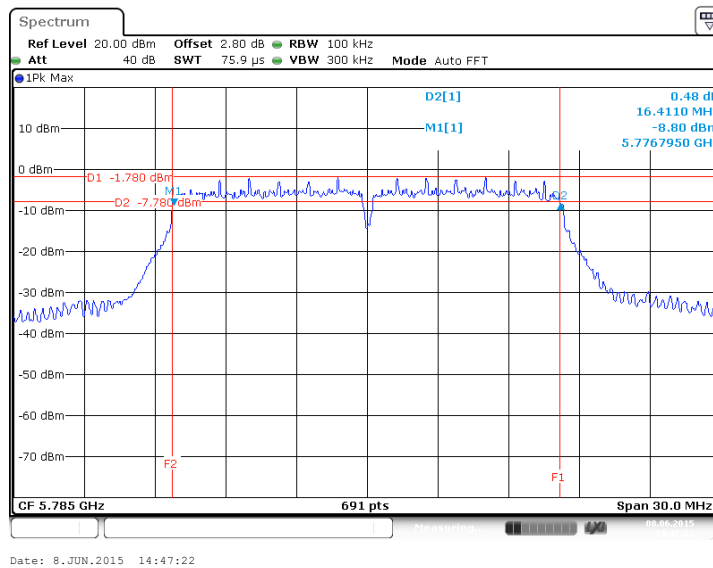
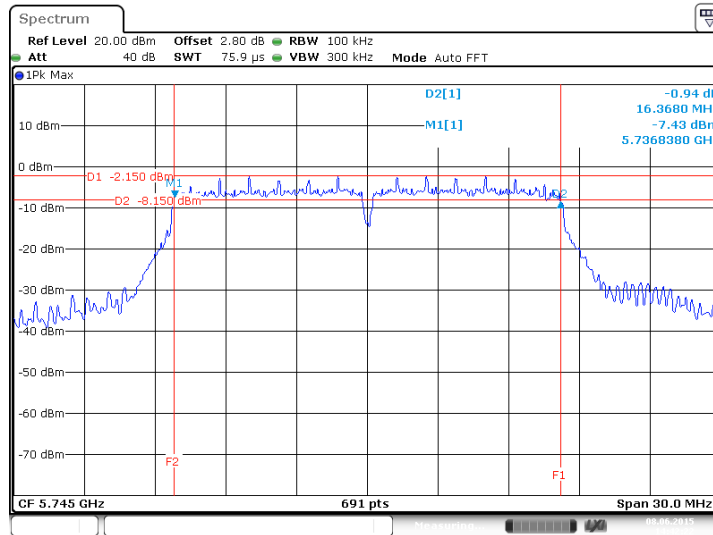
Test Channel : Low/ Middle/ High  
Operation Mode : A.1  
Ambient temperature : 25°C  
Relative humidity : 52%  
Atmospheric pressure : 101kPa

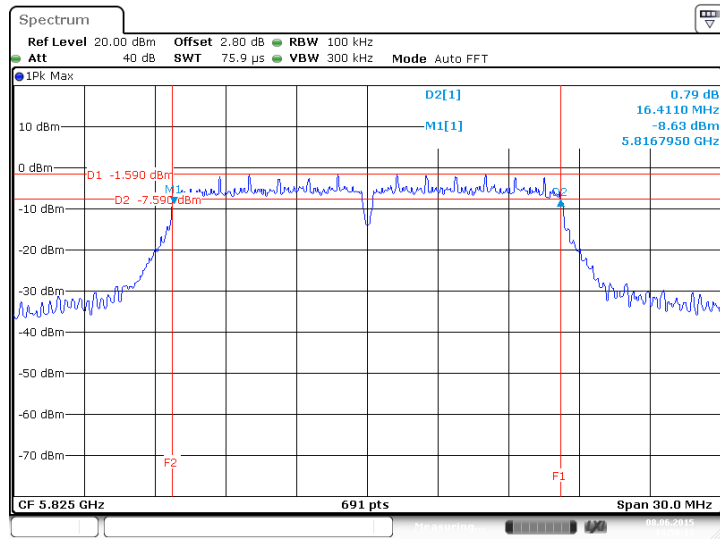
**Table 8: Test result of 6dB Bandwidth of 802.11a**

Channel	Channel Frequency (MHz)	6dB Bandwidth (MHz)	Limit (MHz)
149	5745	16.37	0.5
157	5785	16.41	0.5
165	5825	16.41	0.5

**Test Plot of 6dB Bandwidth**

802.11a





Date: 8. JUN. 2015 14:50:13

### 5.1.5 Power spectral density

**RESULT:**
**Pass**

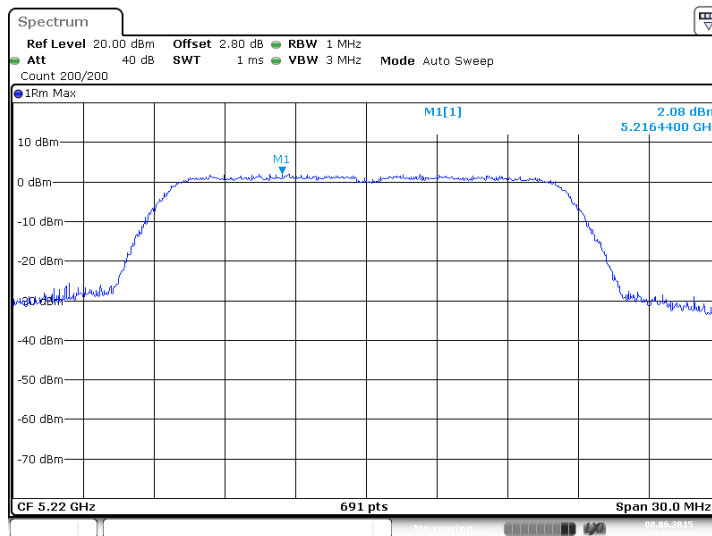
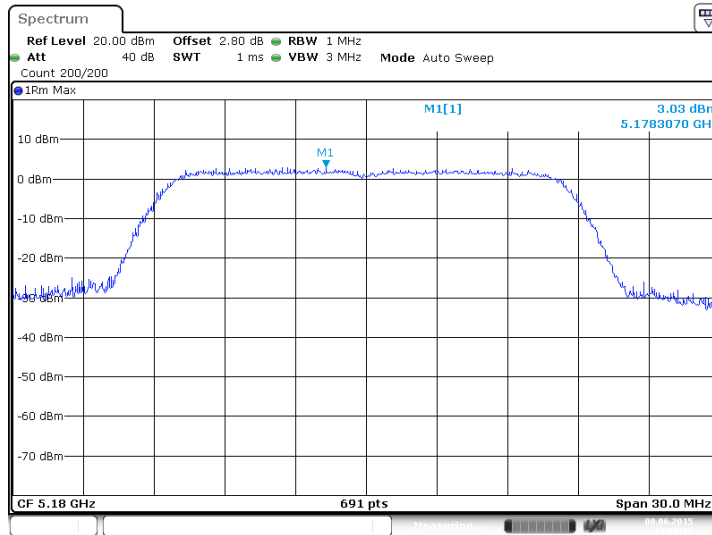
Date of testing : 2015-06-08  
 Test standard : KDB 905462 D06 v01  
                   : KDB 789033 D02 v01  
 Basic standard : ANSI C63.4: 2003  
 Limit : 11dBm/MHz for band 5150~5250MHz  
           : 30dBm/500kHz for band 5725~5850MHz  
 Kind of test site : Shield room

**Test setup**

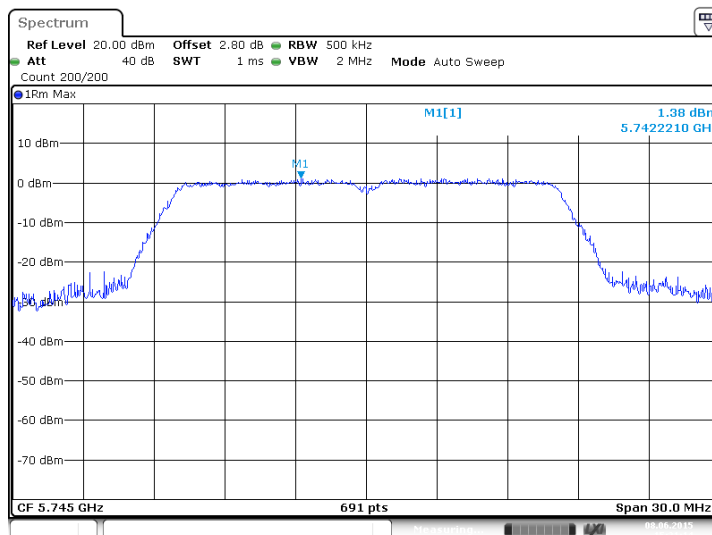
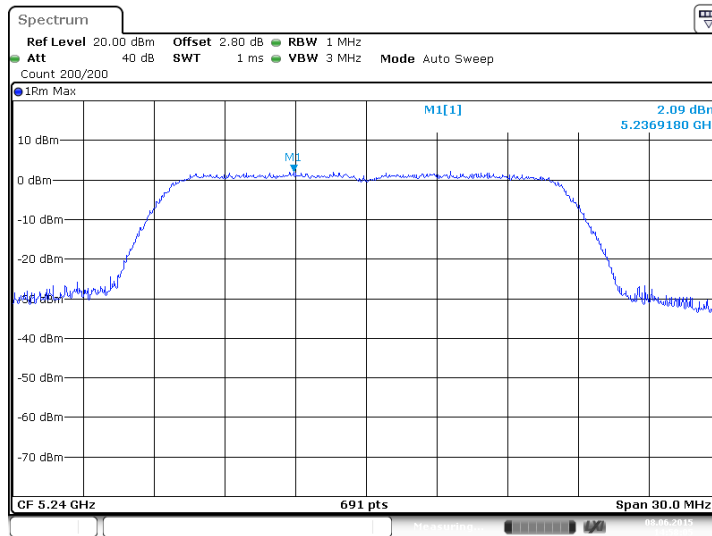
Test Channel : Low/ Middle/ High  
 Operation mode : A.1  
 Ambient temperature : 25°C  
 Relative humidity : 52%  
 Atmospheric pressure : 101kPa

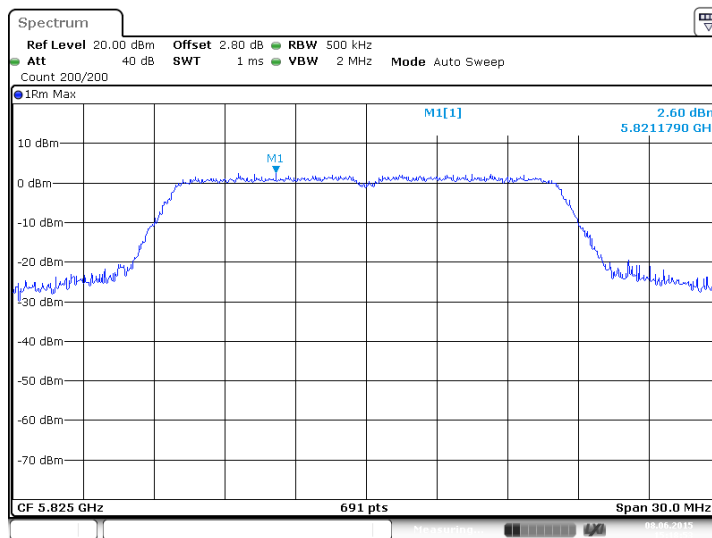
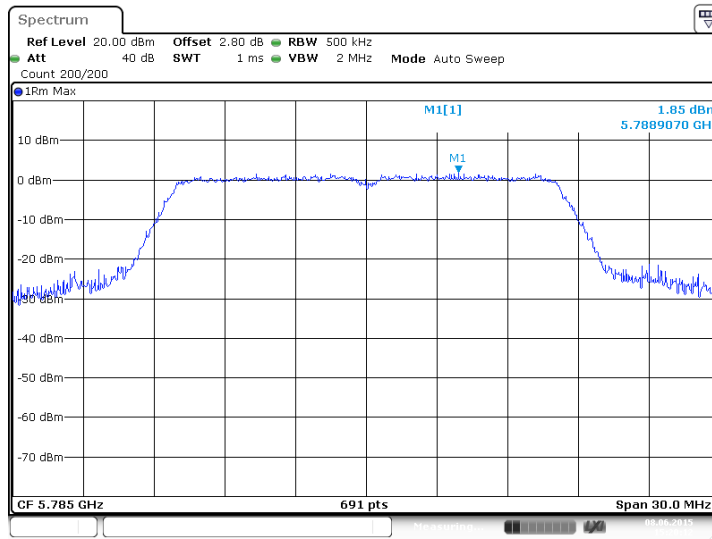
**Table 9: Test result of power spectral density for 802.11a**

Channel	Channel (MHz)	Result	Limit	Conclusion
36	5180	3.03 dBm/MHz	11dBm/MHz	Pass
44	5220	2.08 dBm/MHz	11dBm/MHz	Pass
48	5240	2.09 dBm/MHz	11dBm/MHz	Pass
149	5745	1.38 dBm/500KHz	30dBm/500kHz	Pass
157	5785	1.85 dBm/500KHz	30dBm/500kHz	Pass
165	5825	2.60 dBm/500KHz	30dBm/500kHz	Pass

**Test Plot of Power spectral density**
**802.11a**








**Prüfbericht - Nr.: 17049861 002**  
Test Report No.Seite 27 von 36  
Page 27 of 36

### 5.1.6 Spurious Emission

**RESULT:****Pass**

Date of testing : 2015-05-09 to 2015-06-18  
Test standard : KDB 905462 D06 v01  
KDB 789033 D02 v01  
Basic standard : ANSI C63.4: 2003  
ANSI C63.10: 2013  
Limits : FCC part 15.209(a)  
Kind of test site : 3m Semi-Anechoic Chamber

**Test setup**

Test Channel : Low/ Middle/ High  
Operation mode : A.1, A.2  
Ambient temperature : 23°C  
Relative humidity : 48%  
Atmospheric pressure : 101kPa

**Notes:**

1, All emission out-side of the 5.15-5.35GHz & 5.47-5.725GHz band shall not exceed an EIRP of -27dBm/MHz (68.2dBuV/m, test distance: 3 meter), for band 5.725-5.85GHz shall not exceed an  $\leq$ -17dBm/MHz (78.2dBuV/m, test distance: 3 meter) within 5715-5725MHz and 5850-5860MHz,  $\leq$ -27dBm/MHz (68.2dBuV/m, test distance: 3 meter) outside 5715-5860MHz.

2, The spectrum is measured from 9KHz to the 10<sup>th</sup> harmonic of the fundamental frequency of the transmitter using QP detector below 1GHz, above 1GHz, average & peak measurements were taken using for test. The worst-case emission are reported however emission whose levels were not within 20dB of the respective limited were not reported.

3, The test was performed on EUT under 802.11a continuously transmitting mode.

Please refer Appendix A for Spurious emission.

**Prüfbericht - Nr.: 17049861 002**

Test Report No.

Seite 28 von 36

Page 28 of 36

### 5.1.7 Conducted emissions

**RESULT:****Pass**

Date of testing : 2015-05-28  
Test standard : FCC Part 15.207  
FCC part 15.407(b)(6)  
Basic standard : ANSI C63.4: 2003  
ANSI C63.10: 2013  
Frequency range : 0.15 – 30MHz  
Limits : FCC Part 15.207  
Kind of test site : Shield room

**Test setup**

Input Voltage : AC 120V, 60Hz  
Operation Mode : A  
Earthing : Not Connected  
Ambient temperature : 25°C  
Relative humidity : 52%  
Atmospheric pressure : 101kPa

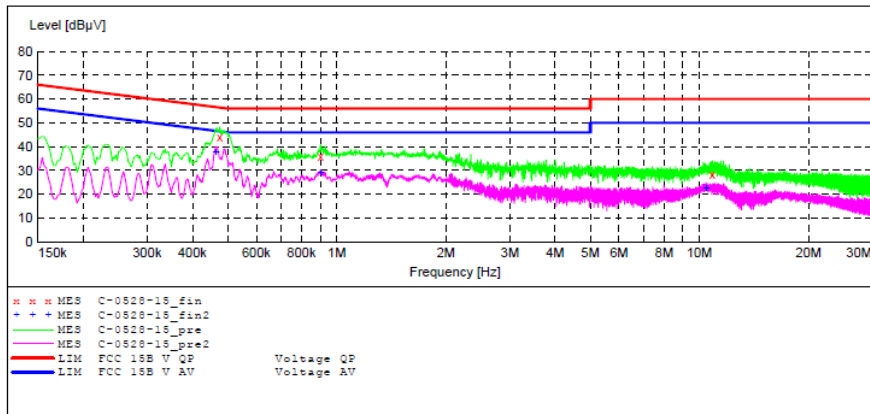
For details refer to following test plot.

**ACCURATE TECHNOLOGY CO., LTD**
**CONDUCTED EMISSION STANDARD FCC PART 15 B**

EUT: 10.1" Android Tablet PC M/N:NS-P16AT10  
 Manufacturer: Lightcomm Technology Co., Ltd.  
 Operating Condition: On with WiFi  
 Test Site: 1#Shielding Room  
 Operator: LAN  
 Test Specification: L 120V/60Hz  
 Comment: Mains Port  
 Start of Test: 2015-5-28 /

**SCAN TABLE: "V 150K-30MHz fin"**

Short Description: \_SUB\_STD\_VTERM2 1.70  
 Start Stop Step Detector Meas. IF Transducer  
 Frequency Frequency Width Time Bandw.  
 150.0 kHz 30.0 MHz 4.5 kHz QuasiPeak 1.0 s 9 kHz NSLK8126 2008  
 Average


**MEASUREMENT RESULT: "C-0528-15\_fin"**

2015-5-28

Frequency MHz	Level dBµV	Transd dB	Limit dBµV	Margin dB	Detector	Line	PE
0.476000	43.80	11.4	56	12.6	QP	L1	GND
0.902000	35.90	11.6	56	20.1	QP	L1	GND
10.856000	28.50	11.9	60	31.5	QP	L1	GND

**MEASUREMENT RESULT: "C-0528-15\_fin2"**

2015-5-28

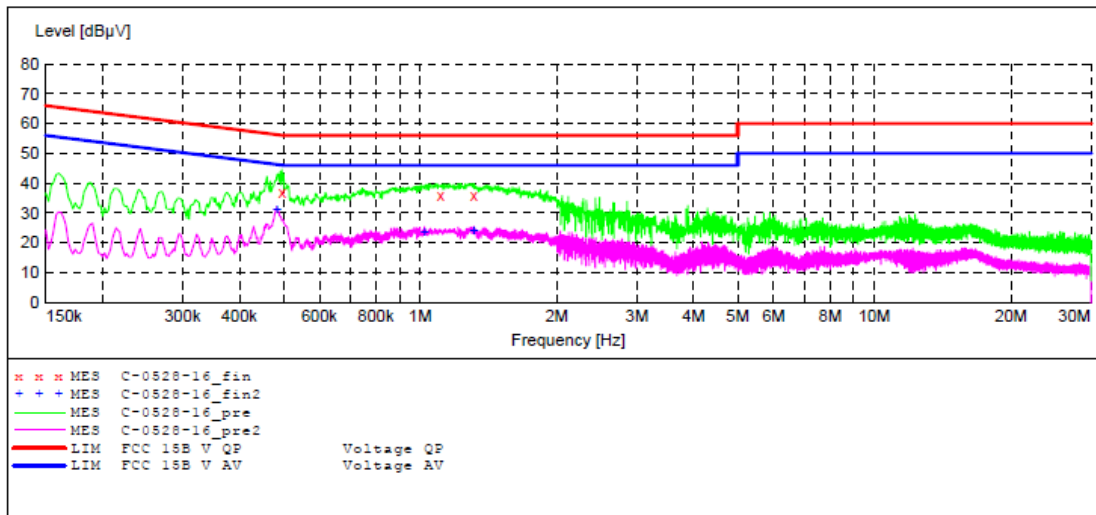
Frequency MHz	Level dBµV	Transd dB	Limit dBµV	Margin dB	Detector	Line	PE
0.464000	37.90	11.4	47	8.7	AV	L1	GND
0.904000	29.20	11.6	46	16.8	AV	L1	GND
10.428500	22.60	11.9	50	27.4	AV	L1	GND

**ACCURATE TECHNOLOGY CO., LTD**
**CONDUCTED EMISSION STANDARD FCC PART 15 B**

EUT: 10.1" Android Tablet PC M/N:NS-P16AT10  
 Manufacturer: Lightcomm Technology Co., Ltd.  
 Operating Condition: On with WiFi  
 Test Site: 1#Shielding Room  
 Operator: LAN  
 Test Specification: N 120V/60Hz  
 Comment: Mains Port  
 Start of Test: 2015-5-28 /

**SCAN TABLE: "V 150K-30MHz fin"**

Start	Stop	Step	Detector	Meas. Time	IF Bandw.	Transducer
150.0 kHz	30.0 MHz	4.5 kHz	QuasiPeak	1.0 s	9 kHz	NSLK8126 2008
Average						


**MEASUREMENT RESULT: "C-0528-16\_fin"**

2015-5-28

Frequency MHz	Level dBµV	Transd dB	Limit dBµV	Margin dB	Detector	Line	PE
0.496000	36.80	11.5	56	19.3	QP	N	GND
1.108000	36.10	11.6	56	19.9	QP	N	GND
1.314000	35.80	11.6	56	20.2	QP	N	GND

**MEASUREMENT RESULT: "C-0528-16\_fin2"**

2015-5-28

Frequency MHz	Level dBµV	Transd dB	Limit dBµV	Margin dB	Detector	Line	PE
0.484000	31.50	11.5	46	14.8	AV	N	GND
1.022000	23.90	11.6	46	22.1	AV	N	GND
1.312000	24.00	11.6	46	22.0	AV	N	GND

## 5.1.8 Frequency Stability

**RESULT:****Pass**

Date of testing : 2015-05-20  
Test standard : FCC part 15.407(b)(6)  
Basic standard : ANSI C63.10: 2013  
Limits : Ensuring frequency stability such that an  
emission is maintained within the band of  
operation  
Kind of test site : Shield room

**Test setup**

Input Voltage : AC 120V, 60Hz  
Operation Mode : A  
Earthing : Not Connected  
Ambient temperature : 25°C  
Relative humidity : 52%  
Atmospheric pressure : 101kPa

For details refer to following test data.

\*Note: 802.11a 5180MHz test mode was selected to evaluation of Frequency Stability.

**Produkte**
*Products*
**Prüfbericht - Nr.: 17049861 002**
*Test Report No.*
**Seite 32 von 36**
*Page 32 of 36*

Model: 802.11n, Operation frequency: 5180MHz

Input voltage (VAC)	Temperature (°C)	Measured Frequency (MHz)	Frequency deviation (Hz)	ppm
120	-30	5180.000127	127	0.02
	-20	5180.000320	320	0.06
	-10	5180.000109	109	0.02
	0	5180.000113	113	0.02
	+10	5180.000233	233	0.05
	+20	5180.000186	186	0.04
	+30	5180.000144	144	0.03
	+40	5180.000150	150	0.03
	+50	5180.000122	126	0.02
102	+20	5180.000200	200	0.04
138	+20	5180.000221	221	0.04



## 6. Photographs of the Test Set-Up


Photograph 1: Set-up for Conducted Emissions




Photograph 2: Set-up for Spurious Emissions below 30MHz




**Photograph 3: Set-up for Spurious Emissions, 30MHz-1GHz**



**Photograph 4: Set-up for Spurious Emissions, 1GHz-18GHz**



**Photograph 5: Set-up for Spurious Emissions, 18GHz-25GHz**



**Photograph 6: Set-up for radio spectrum test**



## 7. List of Tables

Table 1: List of Test and Measurement Equipment.....	5
Table 2: Measurement Uncertainty .....	6
Table 3: Technical Specification .....	7
Table 4: List of WLAN Channel of 5GHz 802.11a .....	7
Table 6: Test result of Max Conducted Tx Power of 802.11a.....	13
Table 7: Test result of Max EIRP of 802.11a.....	13
Table 8: Test result of 26dB & 99% Bandwidth of 802.11a .....	14
Table 9: Test result of 6dB Bandwidth of 802.11a.....	20
Table 10: Test result of power spectral density for 802.11a .....	23

## 8. List of Photographs

Photograph 1: Set-up for Conducted Emissions .....	33
Photograph 2: Set-up for Spurious Emissions below 30MHz .....	33
Photograph 3: Set-up for Spurious Emissions, 30MHz-1GHz .....	34
Photograph 4: Set-up for Spurious Emissions, 1GHz-18GHz .....	34
Photograph 5: Set-up for Spurious Emissions, 18GHz-25GHz.....	35
Photograph 6: Set-up for radio spectrum test.....	35

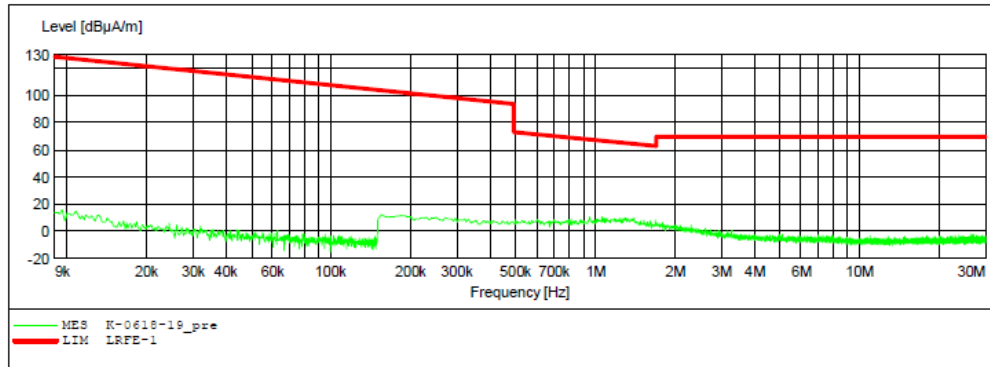
Appendix A

## Spurious Emission (9K-30M)

EUT: 10.1" Android Tablet PC M/N:NS-P16AT10  
 Manufacturer: Lightcomm Technology Co., Ltd.  
 Operating Condition: TX 5180MHz  
 Test Site: 2# Chamber  
 Operator: LAN  
 Test Specification: AC 120V/60Hz  
 Comment: X  
 Start of Test: 2015-6-18 /

**SCAN TABLE: "LFRE Fin"**

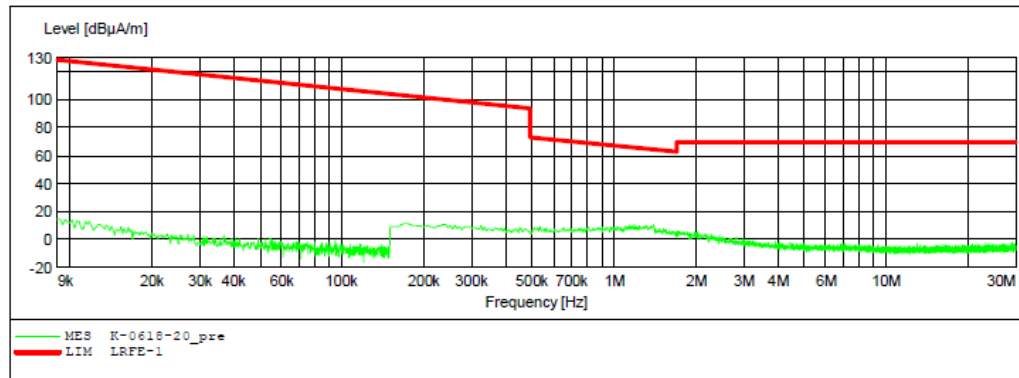
Short Description:			SUB STD VTERM2 1.70			
Start	Stop	Step	Detector	Meas. Time	IF Bandw.	Transducer
9.0 kHz	150.0 kHz	100.0 Hz	QuasiPeak	1.0 s	200 Hz	1516M
150.0 kHz	30.0 MHz	5.0 kHz	QuasiPeak	1.0 s	9 kHz	1516M



EUT: 10.1" Android Tablet PC M/N:NS-P16AT10  
 Manufacturer: Lightcomm Technology Co., Ltd.  
 Operating Condition: TX 5180MHz  
 Test Site: 2# Chamber  
 Operator: LAN  
 Test Specification: AC 120V/60Hz  
 Comment: Y  
 Start of Test: 2015-6-18 /

**SCAN TABLE: "LFRE Fin"**

Short Description:			SUB STD VTERM2 1.70			
Start	Stop	Step	Detector	Meas. Time	IF Bandw.	Transducer
9.0 kHz	150.0 kHz	100.0 Hz	QuasiPeak	1.0 s	200 Hz	1516M
150.0 kHz	30.0 MHz	5.0 kHz	QuasiPeak	1.0 s	9 kHz	1516M

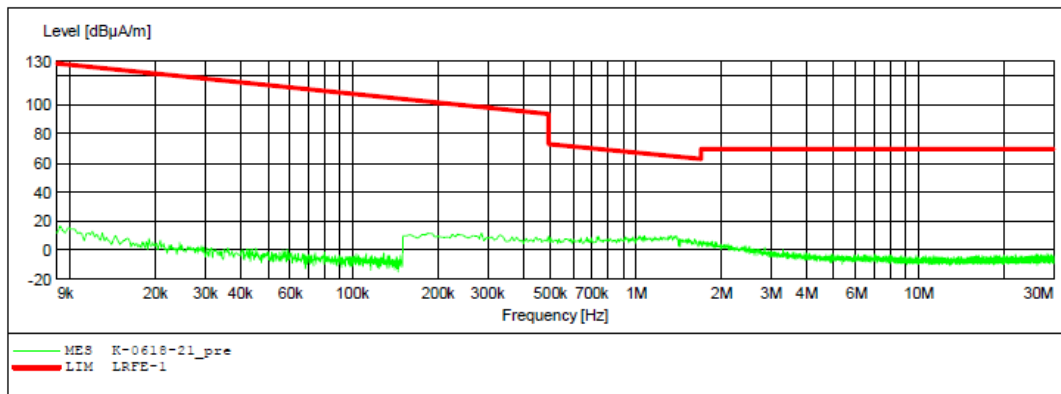




EUT: 10.1" Android Tablet PC M/N:NS-P16AT10  
 Manufacturer: Lightcomm Technology Co., Ltd.  
 Operating Condition: TX 5180MHz  
 Test Site: 2# Chamber  
 Operator: LAN  
 Test Specification: AC 120V/60Hz  
 Comment: Z  
 Start of Test: 2015-6-18 /

**SCAN TABLE: "LFRE Fin"**

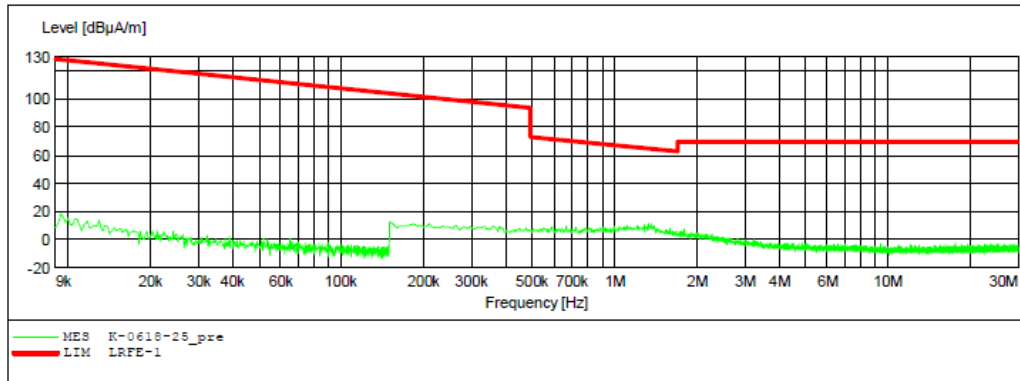
Short Description:			SUB STD VTERM2 1.70			
Start	Stop	Step	Detector	Meas. Time	IF Bandw.	Transducer
9.0 kHz	150.0 kHz	100.0 Hz	QuasiPeak	1.0 s	200 Hz	1516M
150.0 kHz	30.0 MHz	5.0 kHz	QuasiPeak	1.0 s	9 kHz	1516M



EUT: 10.1" Android Tablet PC M/N:NS-P16AT10  
 Manufacturer: Lightcomm Technology Co., Ltd.  
 Operating Condition: TX 5220MHz  
 Test Site: 2# Chamber  
 Operator: LAN  
 Test Specification: AC 120V/60Hz  
 Comment: X  
 Start of Test: 2015-6-18 /

**SCAN TABLE: "LFRE Fin"**

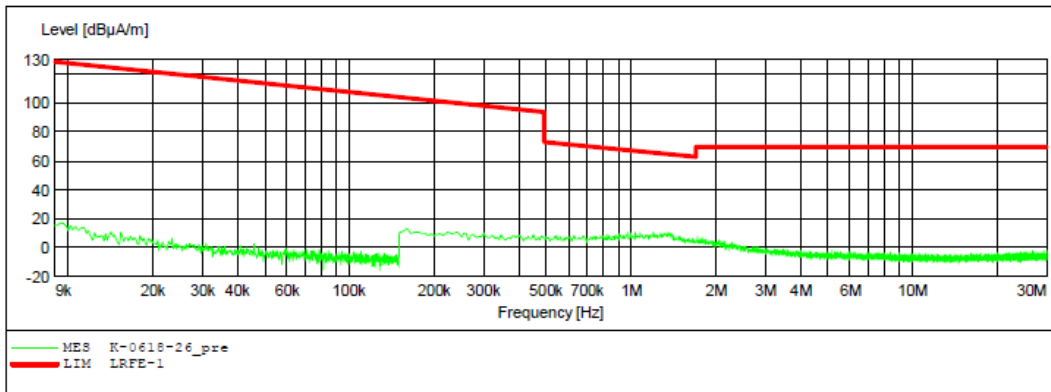
Short Description:			SUB STD VTERM2 1.70			
Start	Stop	Step	Detector	Meas. Time	IF Bandw.	Transducer
Frequency	Frequency	Width				
9.0 kHz	150.0 kHz	100.0 Hz	QuasiPeak	1.0 s	200 Hz	1516M
150.0 kHz	30.0 MHz	5.0 kHz	QuasiPeak	1.0 s	9 kHz	1516M



EUT: 10.1" Android Tablet PC M/N:NS-P16AT10  
Manufacturer: Lightcomm Technology Co., Ltd.  
Operating Condition: TX 5220MHz  
Test Site: 2# Chamber  
Operator: LAN  
Test Specification: AC 120V/60Hz  
Comment: Y  
Start of Test: 2015-6-18 /

**SCAN TABLE: "LFRE Fin"**

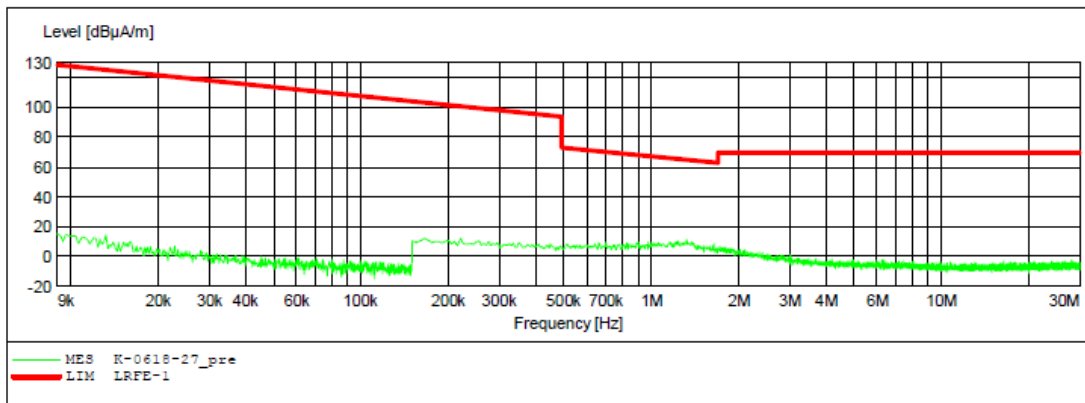
Short Description:			SUB STD VTERM2 1.70			
Start	Stop	Step	Detector	Meas. Time	IF Bandw.	Transducer
9.0 kHz	150.0 kHz	100.0 Hz	QuasiPeak	1.0 s	200 Hz	1516M
150.0 kHz	30.0 MHz	5.0 kHz	QuasiPeak	1.0 s	9 kHz	1516M



EUT: 10.1" Android Tablet PC M/N:NS-P16AT10  
 Manufacturer: Lightcomm Technology Co., Ltd.  
 Operating Condition: TX 5220MHz  
 Test Site: 2# Chamber  
 Operator: LAN  
 Test Specification: AC 120V/60Hz  
 Comment: Z  
 Start of Test: 2015-6-18 /

**SCAN TABLE: "LFRE Fin"**

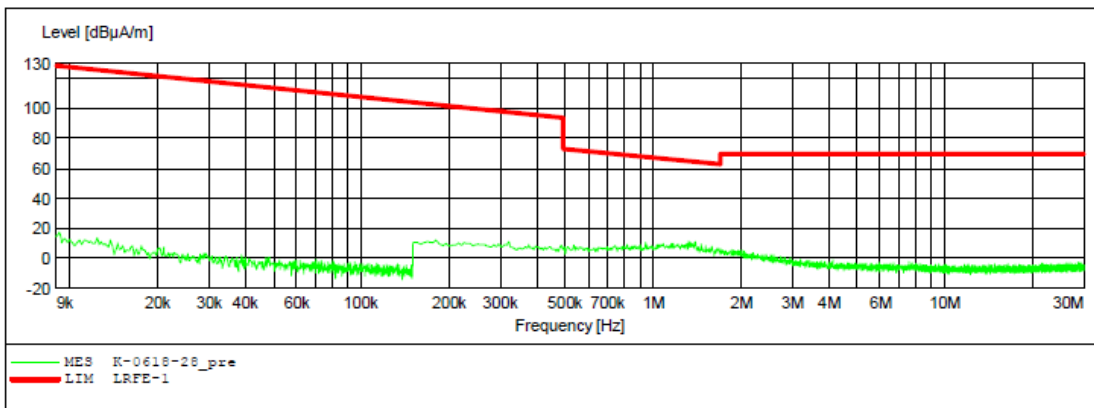
Short Description:			SUB STD VTERM2 1.70			
Start	Stop	Step	Detector	Meas. Time	IF Bandw.	Transducer
9.0 kHz	150.0 kHz	100.0 Hz	QuasiPeak	1.0 s	200 Hz	1516M
150.0 kHz	30.0 MHz	5.0 kHz	QuasiPeak	1.0 s	9 kHz	1516M



EUT: 10.1" Android Tablet PC M/N:NS-P16AT10  
 Manufacturer: Lightcomm Technology Co., Ltd.  
 Operating Condition: TX 5240MHz  
 Test Site: 2# Chamber  
 Operator: LAN  
 Test Specification: AC 120V/60Hz  
 Comment: X  
 Start of Test: 2015-6-18 /

**SCAN TABLE: "LFRE Fin"**

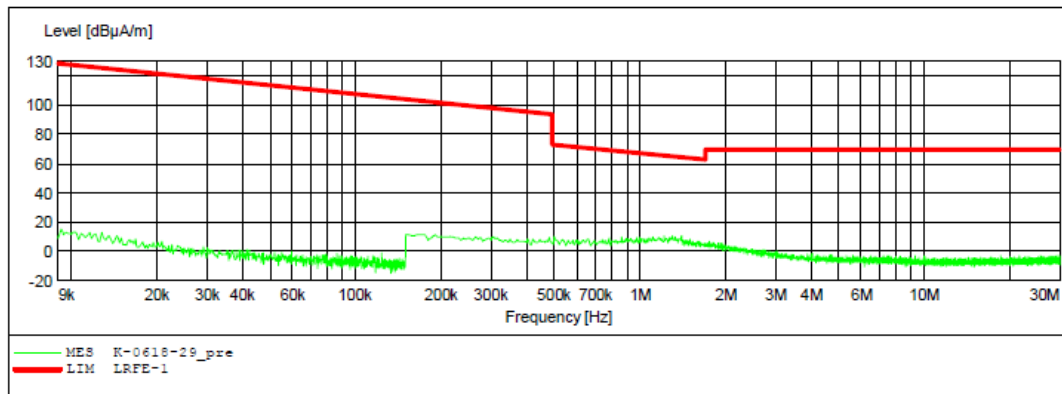
Short Description:			SUB STD VTERM2 1.70			
Start	Stop	Step	Detector	Meas. Time	IF Bandw.	Transducer
9.0 kHz	150.0 kHz	100.0 Hz	QuasiPeak	1.0 s	200 Hz	1516M
150.0 kHz	30.0 MHz	5.0 kHz	QuasiPeak	1.0 s	9 kHz	1516M



EUT: 10.1" Android Tablet PC M/N:NS-P16AT10  
 Manufacturer: Lightcomm Technology Co., Ltd.  
 Operating Condition: TX 5240MHz  
 Test Site: 2# Chamber  
 Operator: LAN  
 Test Specification: AC 120V/60Hz  
 Comment: Y  
 Start of Test: 2015-6-18 /

**SCAN TABLE: "LFRE Fin"**

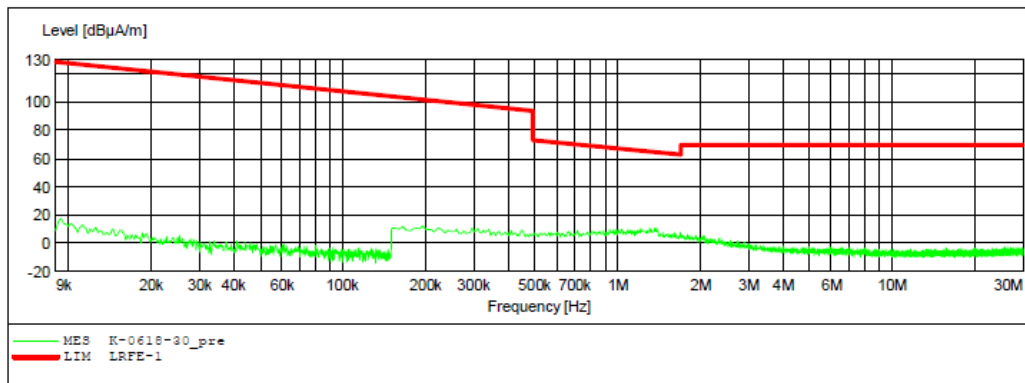
Short Description:			SUB STD VTERM2 1.70			
Start	Stop	Step	Detector	Meas. Time	IF Bandw.	Transducer
9.0 kHz	150.0 kHz	100.0 Hz	QuasiPeak	1.0 s	200 Hz	1516M
150.0 kHz	30.0 MHz	5.0 kHz	QuasiPeak	1.0 s	9 kHz	1516M



EUT: 10.1" Android Tablet PC M/N:NS-P16AT10  
 Manufacturer: Lightcomm Technology Co., Ltd.  
 Operating Condition: TX 5240MHz  
 Test Site: 2# Chamber  
 Operator: LAN  
 Test Specification: AC 120V/60Hz  
 Comment: Z  
 Start of Test: 2015-6-18 /

**SCAN TABLE: "LFRE Fin"**

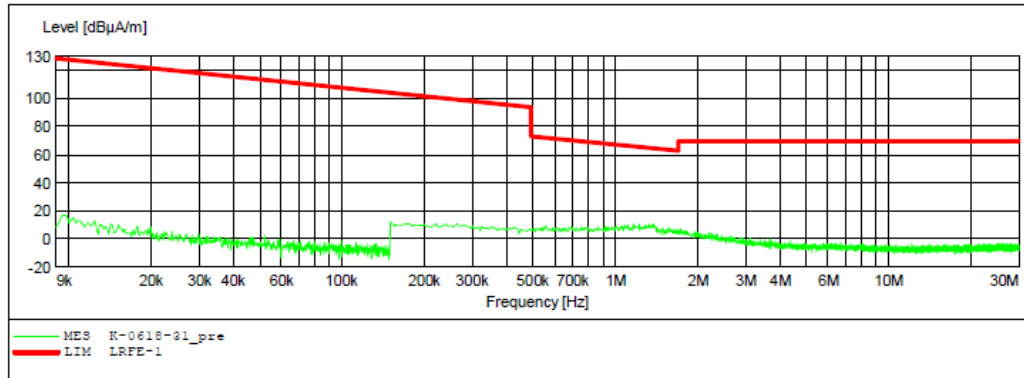
Short Description:		SUB STD VTERM2 1.70				
Start	Stop	Step	Detector	Meas. Time	IF Bandw.	Transducer
9.0 kHz	150.0 kHz	100.0 Hz	QuasiPeak	1.0 s	200 Hz	1516M
150.0 kHz	30.0 MHz	5.0 kHz	QuasiPeak	1.0 s	9 kHz	1516M



EUT: 10.1"Android Tablet PC M/N:NS-P16AT10  
 Manufacturer: Lightcomm Technology Co., Ltd.  
 Operating Condition: TX 5745MHz  
 Test Site: 2# Chamber  
 Operator: LAN  
 Test Specification: AC 120V/60Hz  
 Comment: X  
 Start of Test: 2015-6-18 /

**SCAN TABLE: "LFRE Fin"**

Start	Stop	Step	Detector	Meas. Time	IF Bandw.	Transducer
9.0 kHz	150.0 kHz	100.0 Hz	QuasiPeak	1.0 s	200 Hz	1516M
150.0 kHz	30.0 MHz	5.0 kHz	QuasiPeak	1.0 s	9 kHz	1516M

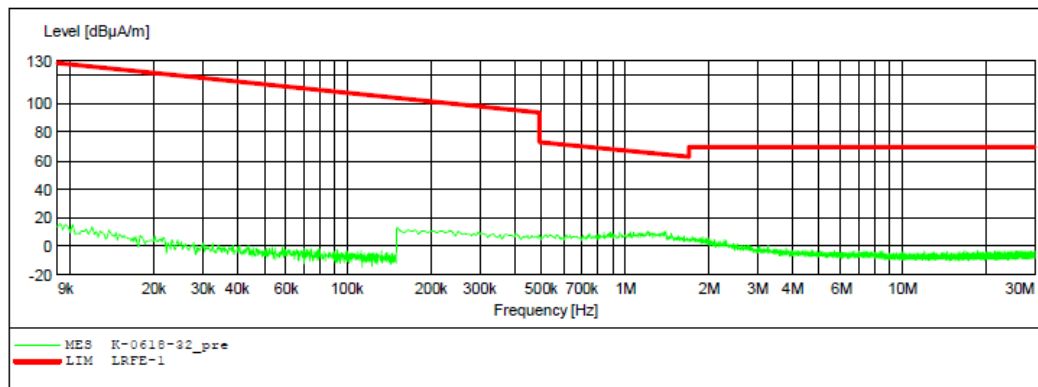




EUT: 10.1"Android Tablet PC M/N:NS-P16AT10  
 Manufacturer: Lightcomm Technology Co., Ltd.  
 Operating Condition: TX 5745MHz  
 Test Site: 2# Chamber  
 Operator: LAN  
 Test Specification: AC 120V/60Hz  
 Comment: Y  
 Start of Test: 2015-6-18 /

**SCAN TABLE: "LFRE Fin"**

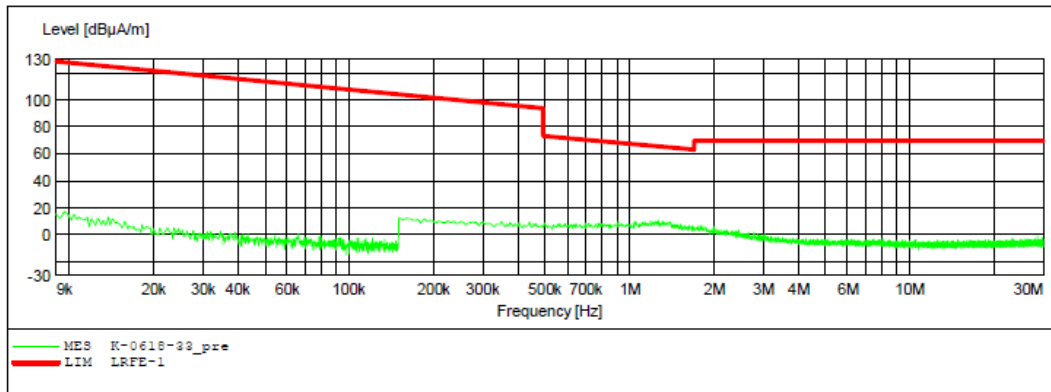
Start	Stop	Step	Detector	Meas. Time	IF Bandw.	Transducer
9.0 kHz	150.0 kHz	100.0 Hz	QuasiPeak	1.0 s	200 Hz	1516M
150.0 kHz	30.0 MHz	5.0 kHz	QuasiPeak	1.0 s	9 kHz	1516M



EUT: 10.1"Android Tablet PC M/N:NS-P16AT10  
 Manufacturer: Lightcomm Technology Co., Ltd.  
 Operating Condition: TX 5745MHz  
 Test Site: 2# Chamber  
 Operator: LAN  
 Test Specification: AC 120V/60Hz  
 Comment: Z  
 Start of Test: 2015-6-18 /

**SCAN TABLE: "LFRE Fin"**

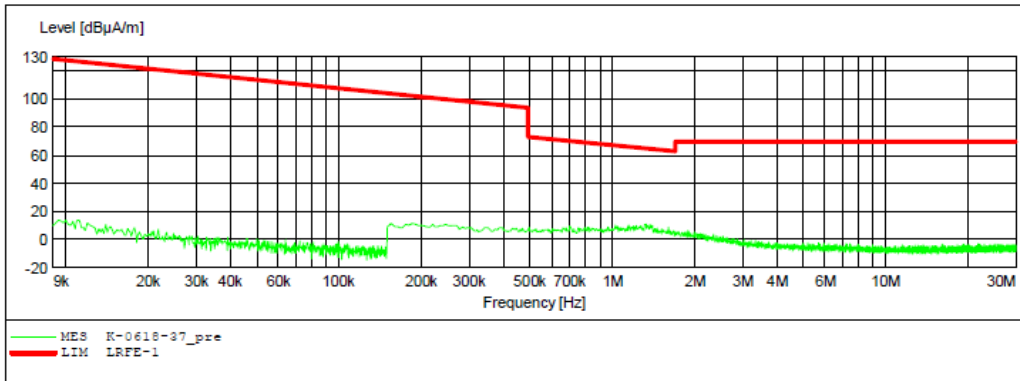
Short Description:			SUB STD VTERM2 1.70			
Start	Stop	Step	Detector	Meas. Time	IF Bandw.	Transducer
9.0 kHz	150.0 kHz	100.0 Hz	QuasiPeak	1.0 s	200 Hz	1516M
150.0 kHz	30.0 MHz	5.0 kHz	QuasiPeak	1.0 s	9 kHz	1516M



EUT: 10.1"Android Tablet PC M/N:NS-P16AT10  
 Manufacturer: Lightcomm Technology Co., Ltd.  
 Operating Condition: TX 5785MHz  
 Test Site: 2# Chamber  
 Operator: LAN  
 Test Specification: AC 120V/60Hz  
 Comment: X  
 Start of Test: 2015-6-18 /

**SCAN TABLE: "LFRE Fin"**

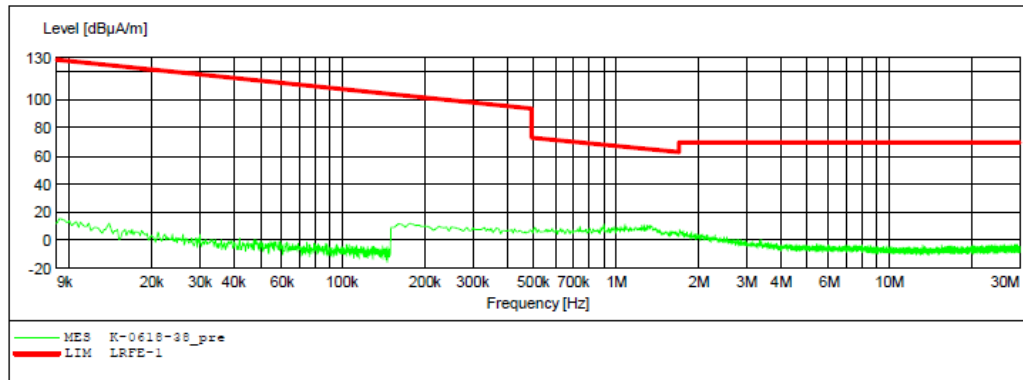
Start	Stop	Step	SUB STD	VTERM2	1.70	Detector	Meas.	IF	Transducer
Frequency	Frequency	Width					Time	Bandw.	
9.0 kHz	150.0 kHz	100.0 Hz				QuasiPeak	1.0 s	200 Hz	1516M
150.0 kHz	30.0 MHz	5.0 kHz				QuasiPeak	1.0 s	9 kHz	1516M



EUT: 10.1"Android Tablet PC M/N:NS-P16AT10  
 Manufacturer: Lightcomm Technology Co., Ltd.  
 Operating Condition: TX 5785MHz  
 Test Site: 2# Chamber  
 Operator: LAN  
 Test Specification: AC 120V/60Hz  
 Comment: Y  
 Start of Test: 2015-6-18 /

**SCAN TABLE: "LFRE Fin"**

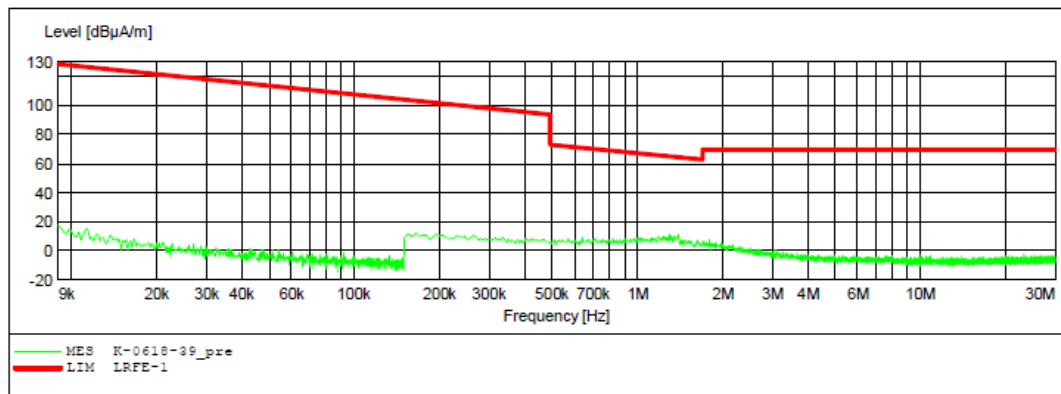
Start	Stop	Step	Detector	Meas. Time	IF Bandw.	Transducer
9.0 kHz	150.0 kHz	100.0 Hz	QuasiPeak	1.0 s	200 Hz	1516M
150.0 kHz	30.0 MHz	5.0 kHz	QuasiPeak	1.0 s	9 kHz	1516M



EUT: 10.1"Android Tablet PC M/N:NS-P16AT10  
Manufacturer: Lightcomm Technology Co., Ltd.  
Operating Condition: TX 5785MHz  
Test Site: 2# Chamber  
Operator: LAN  
Test Specification: AC 120V/60Hz  
Comment: Z  
Start of Test: 2015-6-18 /

**SCAN TABLE: "LFRE Fin"**

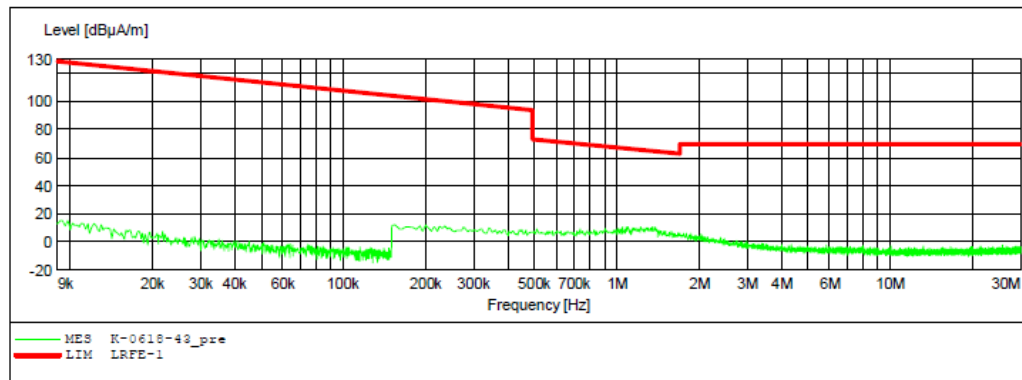
Short Description:			SUB STD VTERM2 1.70			
Start	Stop	Step	Detector	Meas. Time	IF Bandw.	Transducer
9.0 kHz	150.0 kHz	100.0 Hz	QuasiPeak	1.0 s	200 Hz	1516M
150.0 kHz	30.0 MHz	5.0 kHz	QuasiPeak	1.0 s	9 kHz	1516M



EUT: 10.1"Android Tablet PC M/N:NS-P16AT10  
 Manufacturer: Lightcomm Technology Co., Ltd.  
 Operating Condition: TX 5825MHz  
 Test Site: 2# Chamber  
 Operator: LAN  
 Test Specification: AC 120V/60Hz  
 Comment: X  
 Start of Test: 2015-6-18 /

**SCAN TABLE: "LFRE Fin"**

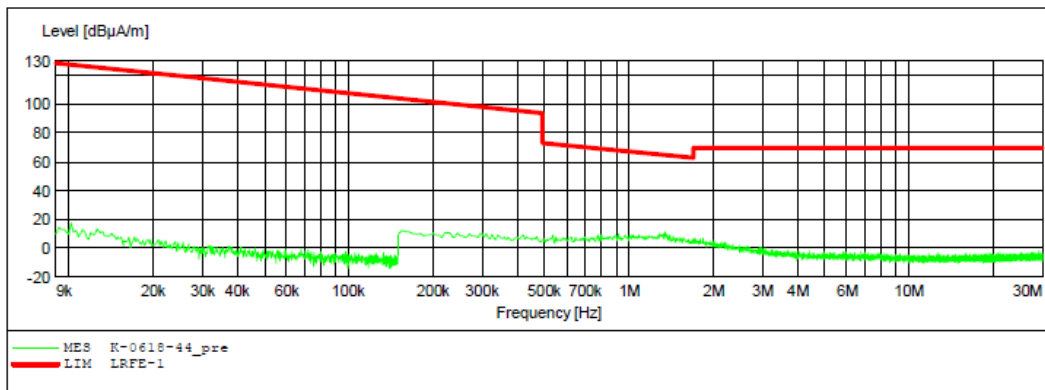
Start	Stop	Step	Detector	Meas. Time	IF Bandw.	Transducer
9.0 kHz	150.0 kHz	100.0 Hz	QuasiPeak	1.0 s	200 Hz	1516M
150.0 kHz	30.0 MHz	5.0 kHz	QuasiPeak	1.0 s	9 kHz	1516M



EUT: 10.1"Android Tablet PC M/N:NS-P16AT10  
 Manufacturer: Lightcomm Technology Co., Ltd.  
 Operating Condition: TX 5825MHz  
 Test Site: 2# Chamber  
 Operator: LAN  
 Test Specification: AC 120V/60Hz  
 Comment: Y  
 Start of Test: 2015-6-18 /

**SCAN TABLE: "LFRE Fin"**

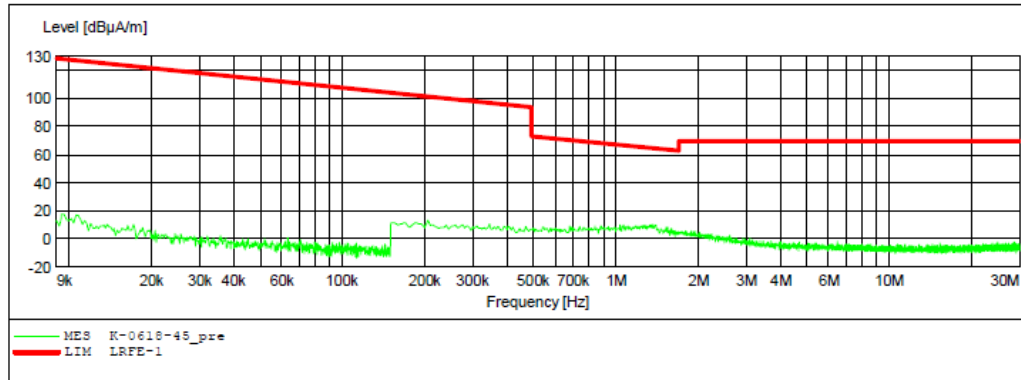
Start	Stop	Step	Detector	Meas. Time	IF Bandw.	Transducer
9.0 kHz	150.0 kHz	100.0 Hz	QuasiPeak	1.0 s	200 Hz	1516M
150.0 kHz	30.0 MHz	5.0 kHz	QuasiPeak	1.0 s	9 kHz	1516M



EUT: 10.1"Android Tablet PC M/N:NS-P16AT10  
 Manufacturer: Lightcomm Technology Co., Ltd.  
 Operating Condition: TX 5825MHz  
 Test Site: 2# Chamber  
 Operator: LAN  
 Test Specification: AC 120V/60Hz  
 Comment: Z  
 Start of Test: 2015-6-18 /

**SCAN TABLE: "LFRE Fin"**

Start	Stop	Step	Detector	Meas. Time	IF Bandw.	Transducer
9.0 kHz	150.0 kHz	100.0 Hz	QuasiPeak	1.0 s	200 Hz	1516M
150.0 kHz	30.0 MHz	5.0 kHz	QuasiPeak	1.0 s	9 kHz	1516M





## Spurious Emission (30M-1G)



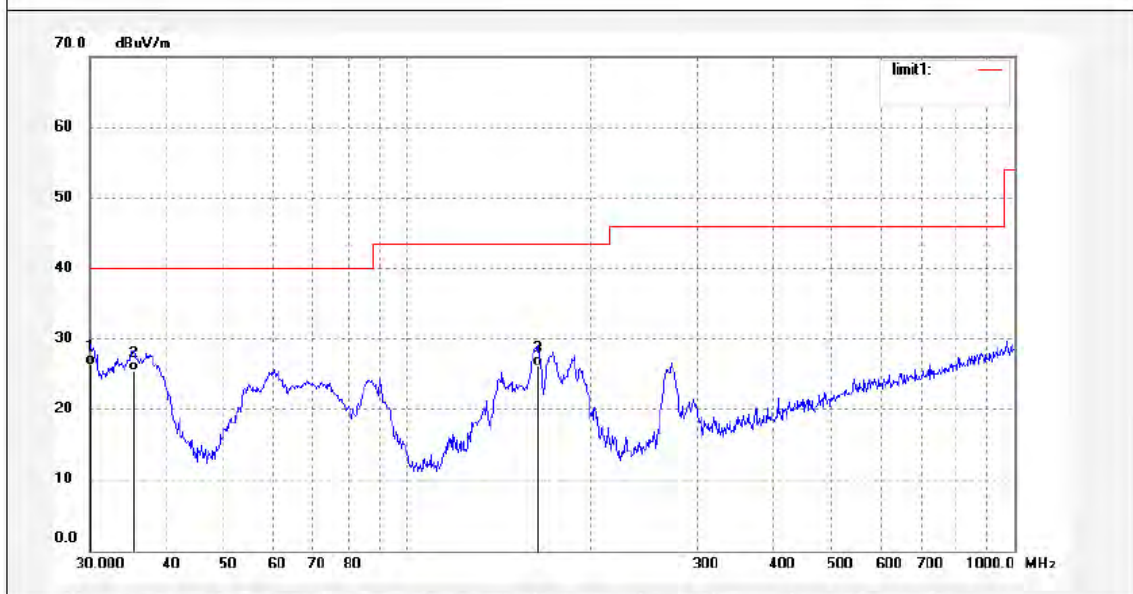
**ACCURATE TECHNOLOGY CO., LTD.**

F1,Bldg,A,Changyuan New Material Port Keyuan Rd,  
 Science & Industry Park,Nanshan Shenzhen,P.R.China

Site: 2# Chamber  
 Tel:+86-0755-26503290  
 Fax:+86-0755-26503396

Job No.: Ian2015-2 #765	Polarization: Vertical
Standard: FCC Class B 3M Radiated	Power Source: AC 120V/60Hz
Test item: Radiation Test	Date: 2015/06/17
Temp.( C)/Hum.(%) 23 C / 48 %	Time:
EUT: 10.1"Android Tablet PC	Engineer Signature:
Mode: TX 5180MHz	Distance: 3m
Model: NS-P16AT10	
Manufacturer: Lightcomm Technology Co., Ltd.	

Note: 802.11a



No.	Freq. (MHz)	Reading (dBuV/m)	Factor (dB)	Result (dBuV/m)	Limit (dBuV/m)	Margin (dB)	Detector	Height (cm)	Degree (deg.)	Remark
1	30.0000	36.25	-9.93	26.32	40.00	-13.68	QP			
2	35.3750	35.88	-10.50	25.38	40.00	-14.62	QP			
3	163.7548	40.62	-14.48	26.14	43.50	-17.36	QP			



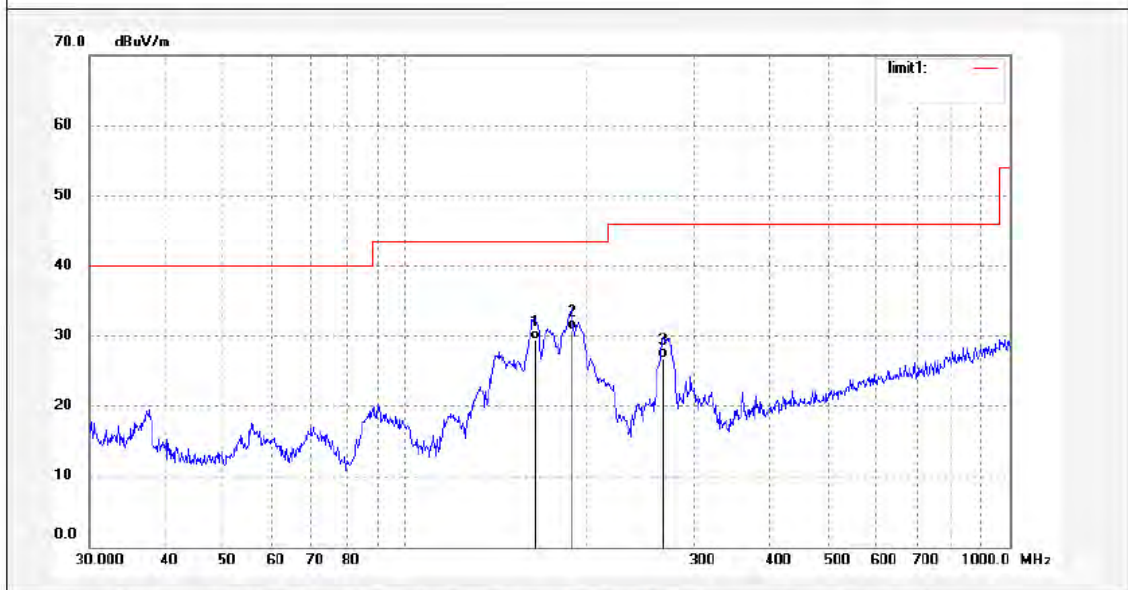
**ACCURATE TECHNOLOGY CO., LTD.**

F1,Bldg,A,Changyuan New Material Port Keyuan Rd,  
 Science & Industry Park,Nanshan Shenzhen,P.R.China

Site: 2# Chamber  
 Tel:+86-0755-26503290  
 Fax:+86-0755-26503396

Job No.: Ian2015-2 #766	Polarization: Horizontal
Standard: FCC Class B 3M Radiated	Power Source: AC 120V/60Hz
Test item: Radiation Test	Date: 2015/06/17
Temp.( C)/Hum.(%) 23 C / 48 %	Time:
EUT: 10.1"Android Tablet PC	Engineer Signature:
Mode: TX 5180MHz	Distance: 3m
Model: NS-P16AT10	
Manufacturer: Lightcomm Technology Co., Ltd.	

Note: 802.11a



No.	Freq. (MHz)	Reading (dBuV/m)	Factor (dB)	Result (dBuV/m)	Limit (dBuV/m)	Margin (dB)	Detector	Height (cm)	Degree (deg.)	Remark
1	163.7548	43.97	-14.48	29.49	43.50	-14.01	QP			
2	188.4123	43.63	-12.66	30.97	43.50	-12.53	QP			
3	266.6089	37.21	-10.35	26.86	46.00	-19.14	QP			



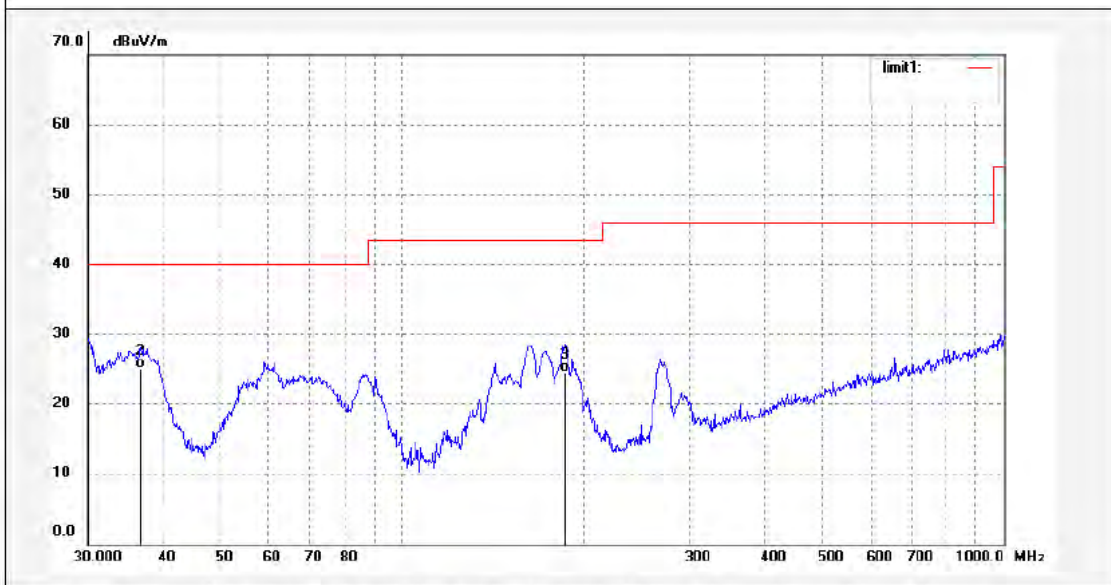
**ACCURATE TECHNOLOGY CO., LTD.**

F1,Bldg,A,Changyuan New Material Port Keyuan Rd,  
 Science & Industry Park,Nanshan Shenzhen,P.R.China

Site: 2# Chamber  
 Tel:+86-0755-26503290  
 Fax:+86-0755-26503396

Job No.: lan2015-2 #769	Polarization: Vertical
Standard: FCC Class B 3M Radiated	Power Source: AC 120V/60Hz
Test item: Radiation Test	Date: 2015/06/17
Temp.( C)/Hum.(%) 23 C / 48 %	Time:
EUT: 10.1"Android Tablet PC	Engineer Signature:
Mode: TX 5220MHz	Distance: 3m
Model: NS-P16AT10	
Manufacturer: Lightcomm Technology Co., Ltd.	

Note: 802.11a



No.	Freq. (MHz)	Reading (dBuV/m)	Factor (dB)	Result (dBuV/m)	Limit (dBuV/m)	Margin (dB)	Detector	Height (cm)	Degree (deg.)	Remark
1	30.1053	3623.00	-9.94	3613.06	40.00	3573.	QP			
2	36.7661	35.84	-10.81	25.03	40.00	-14.97	QP			
3	186.4408	37.28	-12.69	24.59	43.50	-18.91	QP			



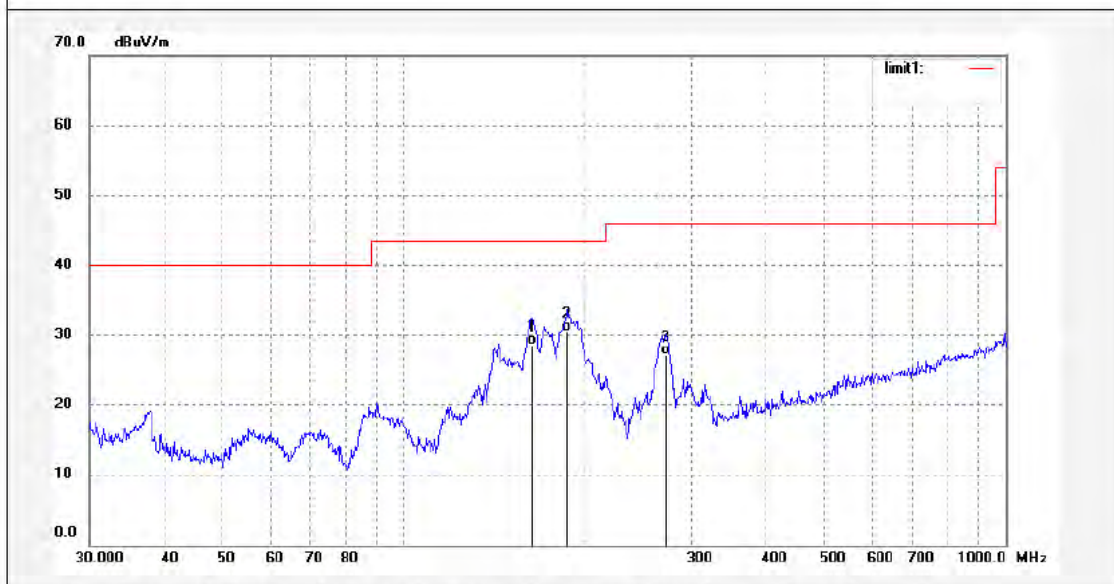
**ACCURATE TECHNOLOGY CO., LTD.**

F1,Bldg,A,Changyuan New Material Port Keyuan Rd,  
 Science & Industry Park,Nanshan Shenzhen,P.R.China

Site: 2# Chamber  
 Tel:+86-0755-26503290  
 Fax:+86-0755-26503396

Job No.: Ian2015-2 #770	Polarization: Horizontal
Standard: FCC Class B 3M Radiated	Power Source: AC 120V/60Hz
Test item: Radiation Test	Date: 2015/06/17
Temp.( C)/Hum.(%) 23 C / 48 %	Time:
EUT: 10.1"Android Tablet PC	Engineer Signature:
Mode: TX 5220MHz	Distance: 3m
Model: NS-P16AT10	
Manufacturer: Lightcomm Technology Co., Ltd.	

Note: 802.11a



No.	Freq. (MHz)	Reading (dBuV/m)	Factor (dB)	Result (dBuV/m)	Limit (dBuV/m)	Margin (dB)	Detector	Height (cm)	Degree (deg.)	Remark
1	163.1818	43.17	-14.49	28.68	43.50	-14.82	QP			
2	186.4408	43.31	-12.69	30.62	43.50	-12.88	QP			
3	271.3245	37.26	-10.13	27.13	46.00	-18.87	QP			



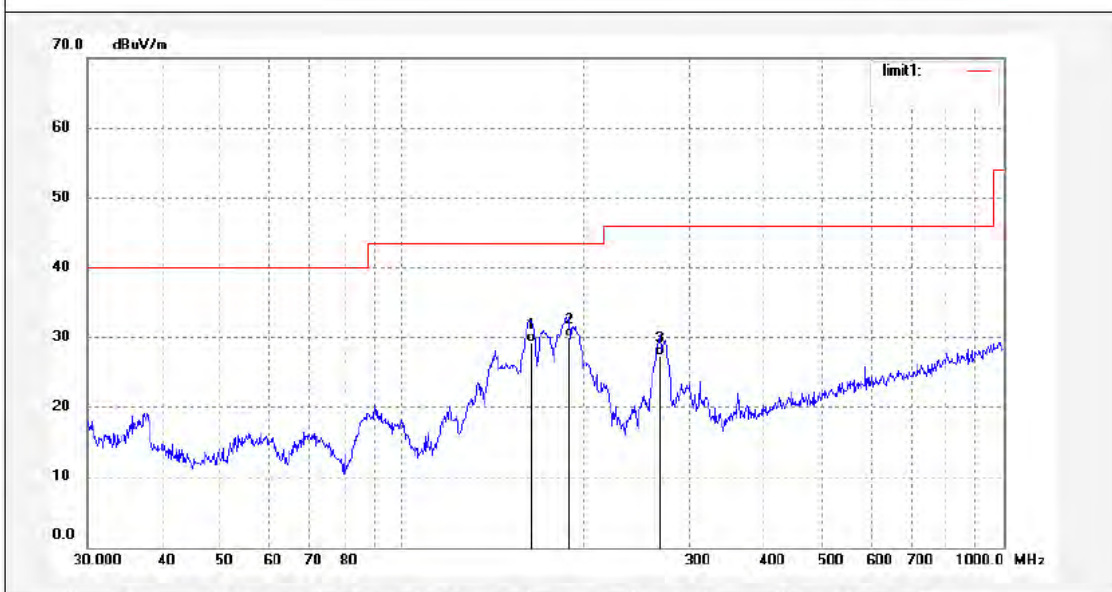
**ACCURATE TECHNOLOGY CO., LTD.**

F1,Bldg,A,Changyuan New Material Port Keyuan Rd,  
 Science & Industry Park,Nanshan Shenzhen,P.R.China

Site: 2# Chamber  
 Tel:+86-0755-26503290  
 Fax:+86-0755-26503396

Job No.: Ian2015-2 #771	Polarization: Horizontal
Standard: FCC Class B 3M Radiated	Power Source: AC 120V/60Hz
Test item: Radiation Test	Date: 2015/06/17
Temp.( C)/Hum.(%) 23 C / 48 %	Time:
EUT: 10.1"Android Tablet PC	Engineer Signature:
Mode: TX 5240MHz	Distance: 3m
Model: NS-P16AT10	
Manufacturer: Lightcomm Technology Co., Ltd.	

Note: 802.11a



No.	Freq. (MHz)	Reading (dBuV/m)	Factor (dB)	Result (dBuV/m)	Limit (dBuV/m)	Margin (dB)	Detector	Height (cm)	Degree (deg.)	Remark
1	163.7549	43.85	-14.48	29.37	43.50	-14.13	QP			
2	189.7384	42.70	-12.65	30.05	43.50	-13.45	QP			
3	267.5455	37.64	-10.30	27.34	46.00	-18.66	QP			



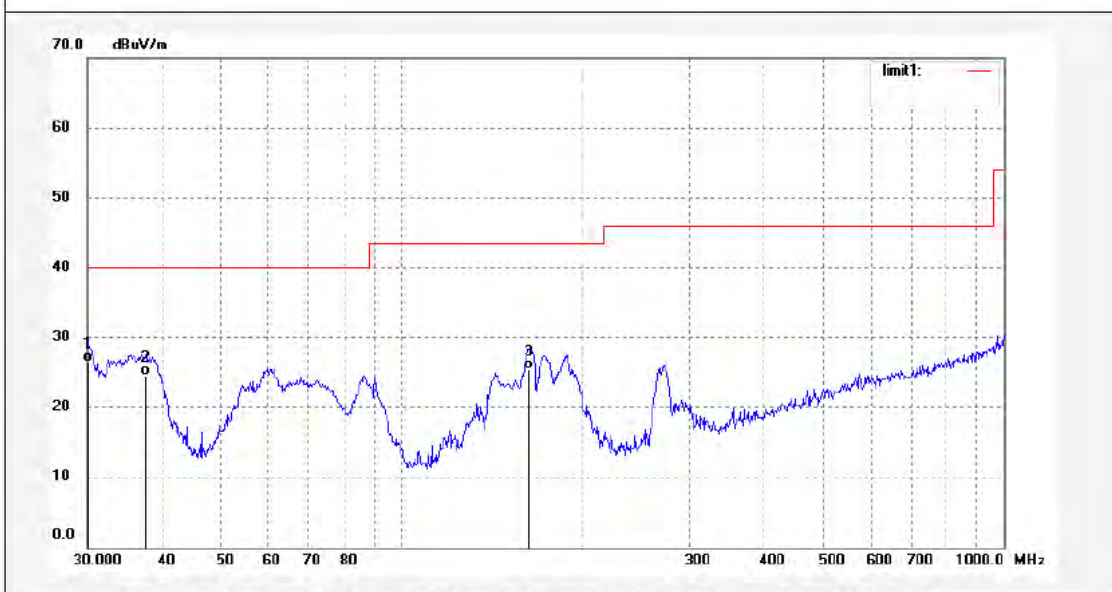
**ACCURATE TECHNOLOGY CO., LTD.**

F1,Bldg,A,Changyuan New Material Port Keyuan Rd,  
 Science & Industry Park,Nanshan Shenzhen,P.R.China

Site: 2# Chamber  
 Tel:+86-0755-26503290  
 Fax:+86-0755-26503396

Job No.: Ian2015-2 #772	Polarization: Vertical
Standard: FCC Class B 3M Radiated	Power Source: AC 120V/60Hz
Test item: Radiation Test	Date: 2015/06/17
Temp.( C)/Hum.(%) 23 C / 48 %	Time:
EUT: 10.1"Android Tablet PC	Engineer Signature:
Mode: TX 5240MHz	Distance: 3m
Model: NS-P16AT10	
Manufacturer: Lightcomm Technology Co., Ltd.	

Note: 802.11a



No.	Freq. (MHz)	Reading (dBuV/m)	Factor (dB)	Result (dBuV/m)	Limit (dBuV/m)	Margin (dB)	Detector	Height (cm)	Degree (deg.)	Remark
1	30.0000	36.52	-9.93	26.59	40.00	-13.41	QP			
2	37.4164	35.55	-10.96	24.59	40.00	-15.41	QP			
3	162.6106	39.94	-14.50	25.44	43.50	-18.06	QP			



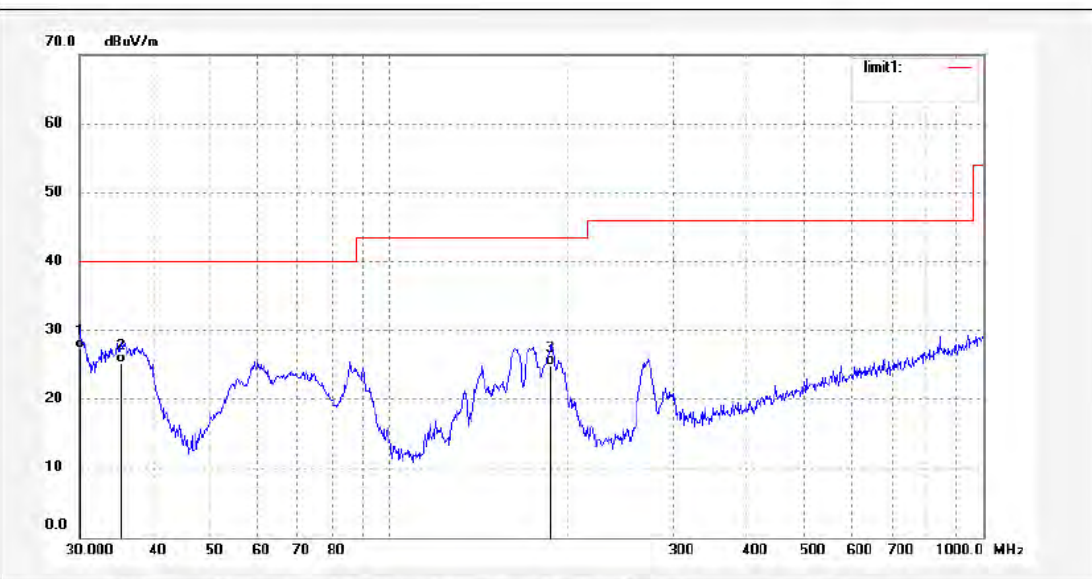
**ACCURATE TECHNOLOGY CO., LTD.**

F1,Bldg,A,Changyuan New Material Port Keyuan Rd,  
 Science & Industry Park,Nanshan Shenzhen,P.R.China

Site: 2# Chamber  
 Tel:+86-0755-26503290  
 Fax:+86-0755-26503396

Job No.: Ian2015-2 #773	Polarization: Vertical
Standard: FCC Class B 3M Radiated	Power Source: AC 120V/60Hz
Test item: Radiation Test	Date: 2015/06/17
Temp.( C)/Hum.(%) 23 C / 48 %	Time:
EUT: 10.1"Android Tablet PC	Engineer Signature:
Mode: TX 5745MHz	Distance: 3m
Model: NS-P16AT10	
Manufacturer: Lightcomm Technology Co., Ltd.	

Note: 802.11a



No.	Freq. (MHz)	Reading (dBuV/m)	Factor (dB)	Result (dBuV/m)	Limit (dBuV/m)	Margin (dB)	Detector	Height (cm)	Degree (deg.)	Remark
1	30.0000	37.25	-9.93	27.32	40.00	-12.68	QP			
2	35.2511	35.75	-10.48	25.27	40.00	-14.73	QP			
3	186.4407	37.68	-12.69	24.99	43.50	-18.51	QP			





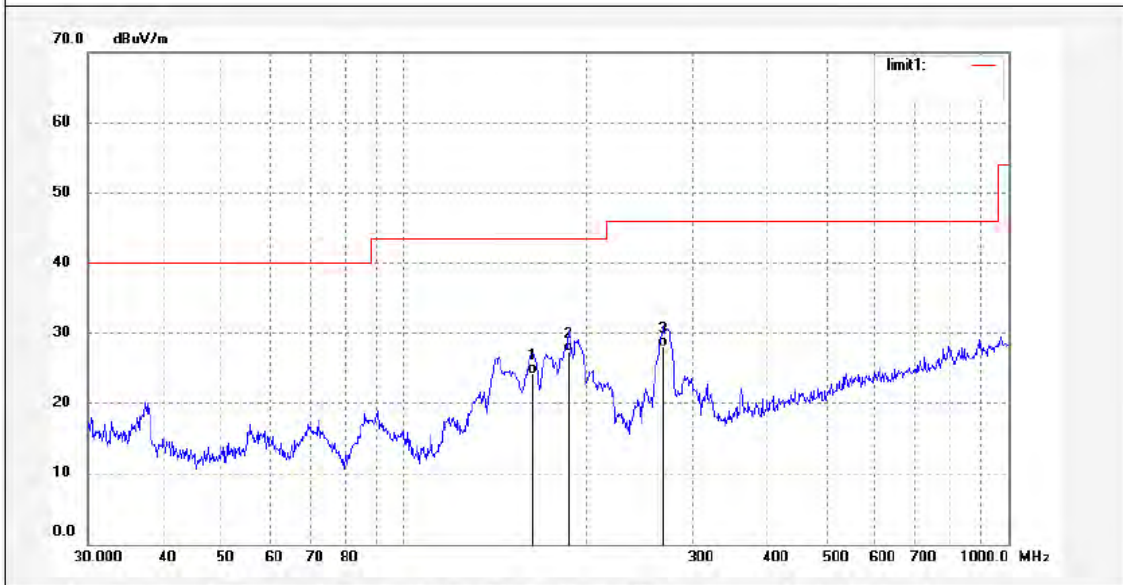
**ACCURATE TECHNOLOGY CO., LTD.**

F1,Bldg,A,Changyuan New Material Port Keyuan Rd,  
 Science & Industry Park,Nanshan Shenzhen,P.R.China

Site: 2# Chamber  
 Tel:+86-0755-26503290  
 Fax:+86-0755-26503396

Job No.: lan2015-2 #774	Polarization: Horizontal
Standard: FCC Class B 3M Radiated	Power Source: AC 120V/60Hz
Test item: Radiation Test	Date: 2015/06/17
Temp.( C)/Hum.(%) 23 C / 48 %	Time:
EUT: 10.1"Android Tablet PC	Engineer Signature:
Mode: TX 5745MHz	Distance: 3m
Model: NS-P16AT10	
Manufacturer: Lightcomm Technology Co., Ltd.	

Note: 802.11a



No.	Freq. (MHz)	Reading (dBuV/m)	Factor (dB)	Result (dBuV/m)	Limit (dBuV/m)	Margin (dB)	Detector	Height (cm)	Degree (deg.)	Remark
1	163.1818	38.67	-14.49	24.18	43.50	-19.32	QP			
2	187.0956	40.03	-12.69	27.34	43.50	-16.16	QP			
3	268.4852	38.30	-10.25	28.05	46.00	-17.95	QP			



**ACCURATE TECHNOLOGY CO., LTD.**

F1,Bldg,A,Changyuan New Material Port Keyuan Rd,  
 Science & Industry Park,Nanshan Shenzhen,P.R.China

Site: 2# Chamber  
 Tel:+86-0755-26503290  
 Fax:+86-0755-26503396

Job No.: lan2015-2 #777	Polarization: Vertical
Standard: FCC Class B 3M Radiated	Power Source: AC 120V/60Hz
Test item: Radiation Test	Date: 2015/06/17
Temp.( C)/Hum.(%) 23 C / 48 %	Time:
EUT: 10.1"Android Tablet PC	Engineer Signature:
Mode: TX 5785MHz	Distance: 3m
Model: NS-P16AT10	
Manufacturer: Lightcomm Technology Co., Ltd.	

Note: 802.11a



No.	Freq. (MHz)	Reading (dBuV/m)	Factor (dB)	Result (dBuV/m)	Limit (dBuV/m)	Margin (dB)	Detector	Height (cm)	Degree (deg.)	Remark
1	30.0000	36.70	-9.93	26.77	40.00	-13.23	QP			
2	37.6798	37.07	-11.02	26.05	40.00	-13.95	QP			
3	163.7547	40.37	-14.48	25.89	43.50	-17.61	QP			



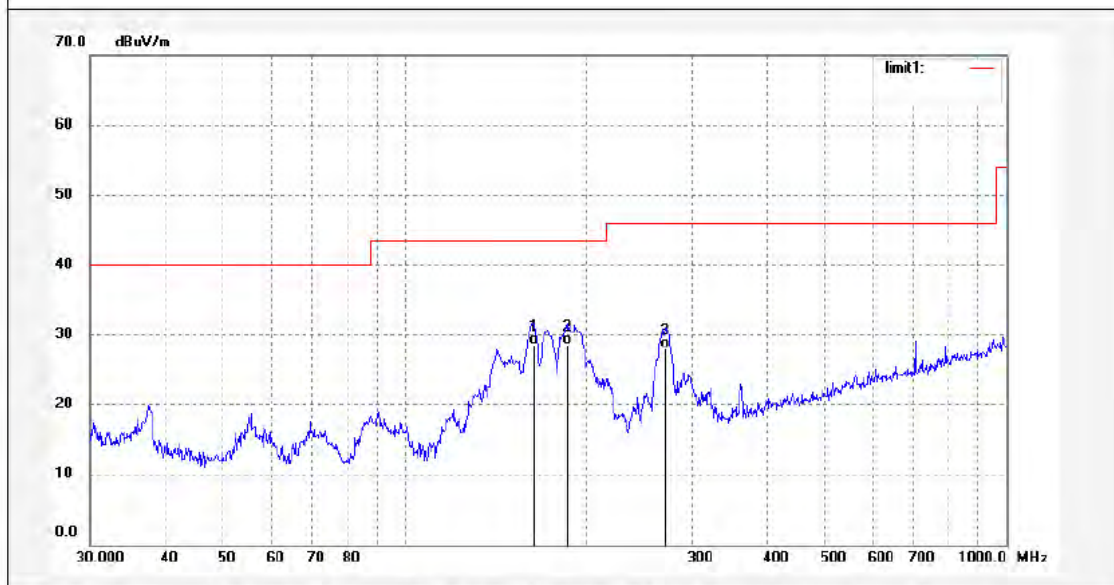
**ACCURATE TECHNOLOGY CO., LTD.**

F1,Bldg,A,Changyuan New Material Port Keyuan Rd,  
 Science & Industry Park,Nanshan Shenzhen,P.R.China

Site: 2# Chamber  
 Tel:+86-0755-26503290  
 Fax:+86-0755-26503396

Job No.: Ian2015-2 #778	Polarization: Horizontal
Standard: FCC Class B 3M Radiated	Power Source: AC 120V/60Hz
Test item: Radiation Test	Date: 2015/06/17
Temp.( C)/Hum.(%) 23 C / 48 %	Time:
EUT: 10.1"Android Tablet PC	Engineer Signature:
Mode: TX 5785MHz	Distance: 3m
Model: NS-P16AT10	
Manufacturer: Lightcomm Technology Co., Ltd.	

Note: 802.11a



No.	Freq. (MHz)	Reading (dBuV/m)	Factor (dB)	Result (dBuV/m)	Limit (dBuV/m)	Margin (dB)	Detector	Height (cm)	Degree (deg.)	Remark
1	163.7549	43.11	-14.48	28.63	43.50	-14.87	QP			
2	185.7881	41.28	-12.71	28.57	43.50	-14.93	QP			
3	270.3747	38.20	-10.17	28.03	46.00	-17.97	QP			



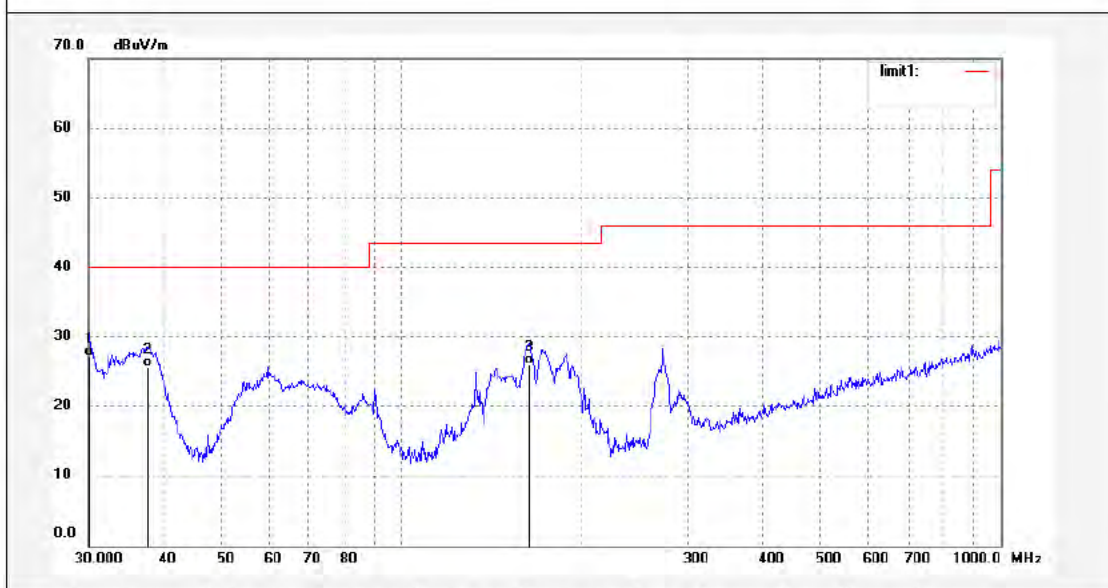
**ACCURATE TECHNOLOGY CO., LTD.**

F1,Bldg,A,Changyuan New Material Port Keyuan Rd,  
 Science & Industry Park,Nanshan Shenzhen,P.R.China

Site: 2# Chamber  
 Tel:+86-0755-26503290  
 Fax:+86-0755-26503396

Job No.: Ian2015-2 #781	Polarization: Vertical
Standard: FCC Class B 3M Radiated	Power Source: AC 120V/60Hz
Test item: Radiation Test	Date: 2015/06/17
Temp.( C)/Hum.(%) 23 C / 48 %	Time:
EUT: 10.1"Android Tablet PC	Engineer Signature:
Mode: TX 5825MHz	Distance: 3m
Model: NS-P16AT10	
Manufacturer: Lightcomm Technology Co., Ltd.	

Note: 802.11a



No.	Freq. (MHz)	Reading (dBuV/m)	Factor (dB)	Result (dBuV/m)	Limit (dBuV/m)	Margin (dB)	Detector	Height (cm)	Degree (deg.)	Remark
1	30.0000	37.22	-9.93	27.29	40.00	-12.71	QP			
2	37.6798	36.66	-11.02	25.64	40.00	-14.36	QP			
3	163.1818	40.56	-14.49	26.07	43.50	-17.43	QP			



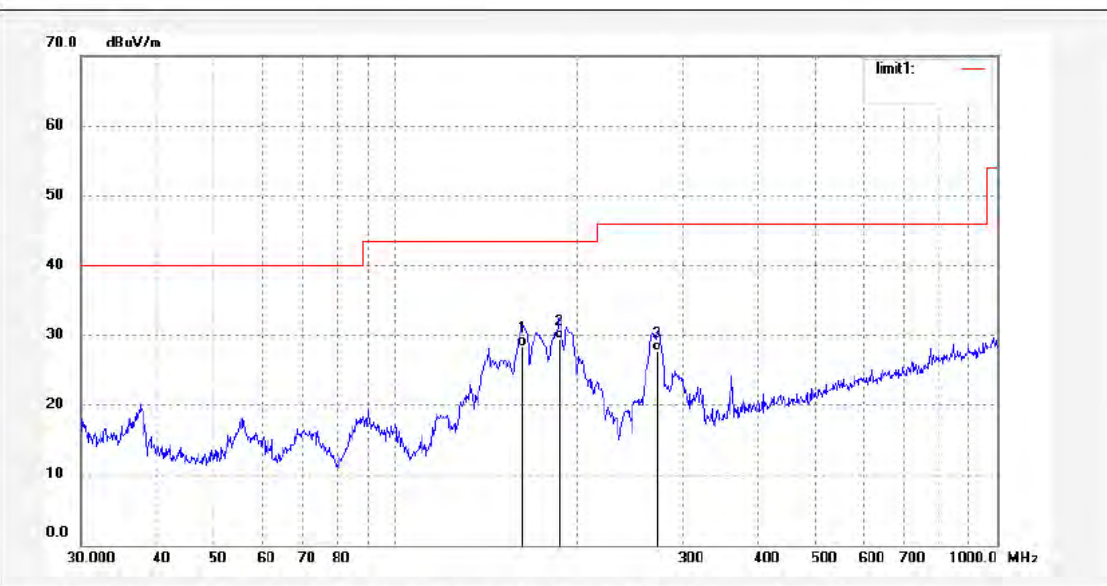
**ACCURATE TECHNOLOGY CO., LTD.**

F1,Bldg,A,Changyuan New Material Port Keyuan Rd,  
 Science & Industry Park,Nanshan Shenzhen,P.R.China

Site: 2# Chamber  
 Tel:+86-0755-26503290  
 Fax:+86-0755-26503396

Job No.: lan2015-2 #782	Polarization: Horizontal
Standard: FCC Class B 3M Radiated	Power Source: AC 120V/60Hz
Test item: Radiation Test	Date: 2015/06/17
Temp.( C)/Hum.(%) 23 C / 48 %	Time:
EUT: 10.1"Android Tablet PC	Engineer Signature:
Mode: TX 5825MHz	Distance: 3m
Model: NS-P16AT10	
Manufacturer: Lightcomm Technology Co., Ltd.	

Note: 802.11a



No.	Freq. (MHz)	Reading (dBuV/m)	Factor (dB)	Result (dBuV/m)	Limit (dBuV/m)	Margin (dB)	Detector	Height (cm)	Degree (deg.)	Remark
1	162.6106	42.93	-14.50	28.43	43.50	-15.07	QP			
2	187.0956	42.23	-12.69	29.54	43.50	-13.96	QP			
3	271.3245	37.89	-10.13	27.76	46.00	-18.24	QP			

## Spurious Emission (1G-18G)



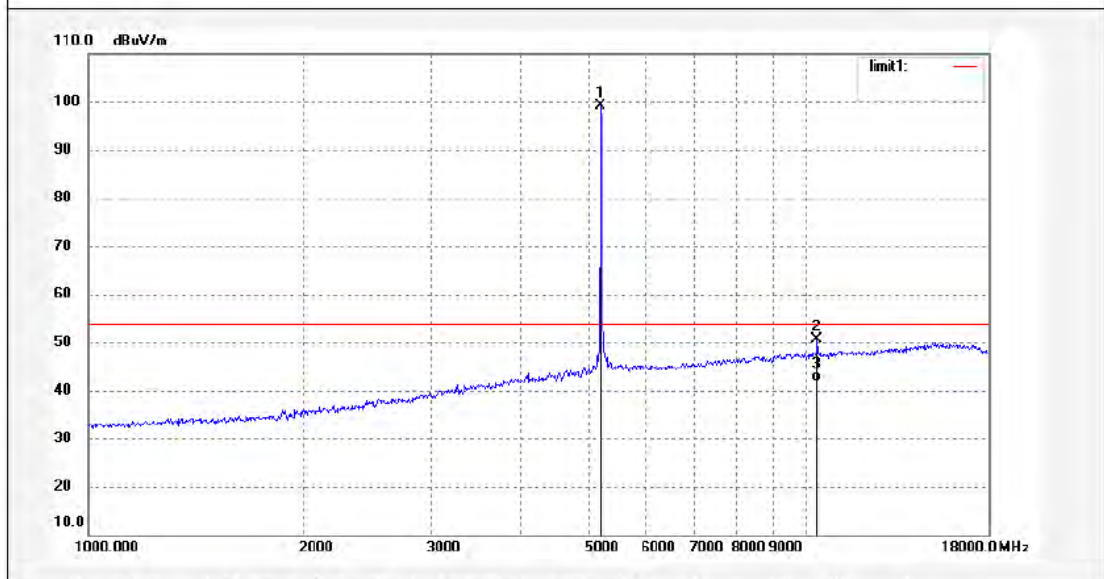
**ACCURATE TECHNOLOGY CO., LTD.**

F1,Bldg,A,Changyuan New Material Port Keyuan Rd,  
 Science & Industry Park,Nanshan Shenzhen,P.R.China

Site: 2# Chamber  
 Tel:+86-0755-26503290  
 Fax:+86-0755-26503396

Job No.: lan2015-2 #552	Polarization: Vertical
Standard: FCC Class B 3M Radiated	Power Source: AC 120V/60Hz
Test item: Radiation Test	Date: 2015/06/17
Temp.( C)/Hum.(%) 23 C / 48 %	Time:
EUT: 10.1"Android Tablet PC	Engineer Signature:
Mode: TX 5180MHz	Distance: 3m
Model: NS-P16AT10	
Manufacturer: Lightcomm Technology Co., Ltd.	

Note: 802.11a



No.	Freq. (MHz)	Reading (dBuV/m)	Factor (dB)	Result (dBuV/m)	Limit (dBuV/m)	Margin (dB)	Detector	Height (cm)	Degree (deg.)	Remark
1	5180.000	98.60	0.61	99.21	/	/	peak			
2	10360.315	41.56	8.97	50.53	74.00	-23.47	peak			
3	10360.315	32.89	8.97	41.86	54.00	-12.14	AVG			



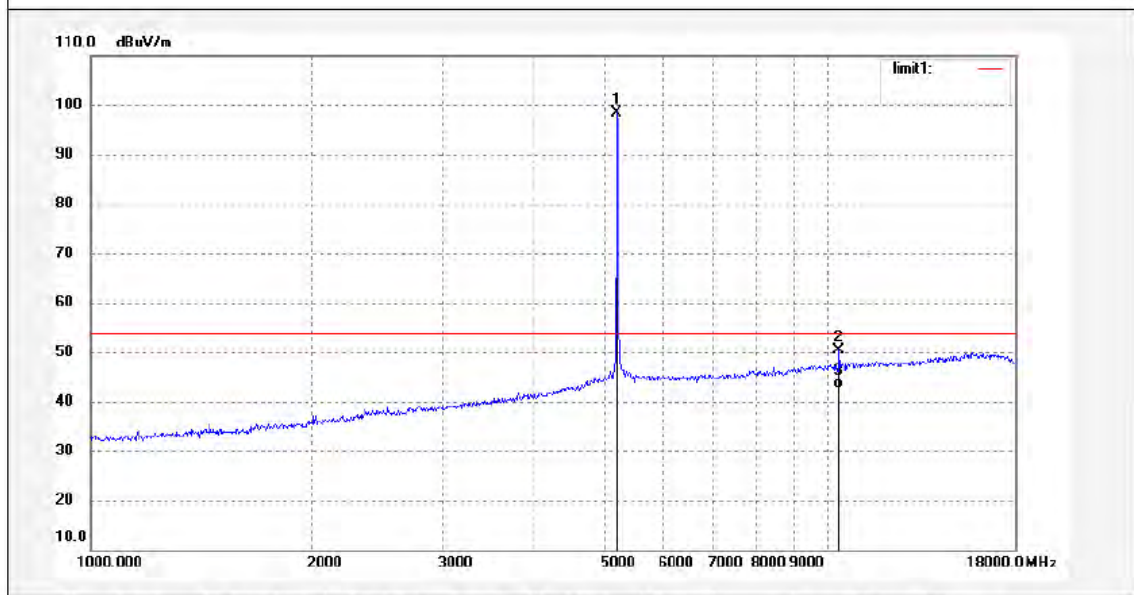
**ACCURATE TECHNOLOGY CO., LTD.**

F1,Bldg,A,Changyuan New Material Port Keyuan Rd,  
 Science & Industry Park,Nanshan Shenzhen,P.R.China

Site: 2# Chamber  
 Tel:+86-0755-26503290  
 Fax:+86-0755-26503396

Job No.: lan2015-2 #553	Polarization: Horizontal
Standard: FCC Class B 3M Radiated	Power Source: AC 120V/60Hz
Test item: Radiation Test	Date: 2015/06/17
Temp.( C)/Hum.(%) 23 C / 48 %	Time:
EUT: 10.1"Android Tablet PC	Engineer Signature:
Mode: TX 5180MHz	Distance: 3m
Model: NS-P16AT10	
Manufacturer: Lightcomm Technology Co., Ltd.	

Note: 802.11a



No.	Freq. (MHz)	Reading (dBuV/m)	Factor (dB)	Result (dBuV/m)	Limit (dBuV/m)	Margin (dB)	Detector	Height (cm)	Degree (deg.)	Remark
1	5180.000	97.76	0.61	98.37	/	/	peak			
2	10360.347	41.36	8.97	50.33	74.00	-23.67	peak			
3	10360.347	33.67	8.97	42.64	54.00	-11.36	AVG			





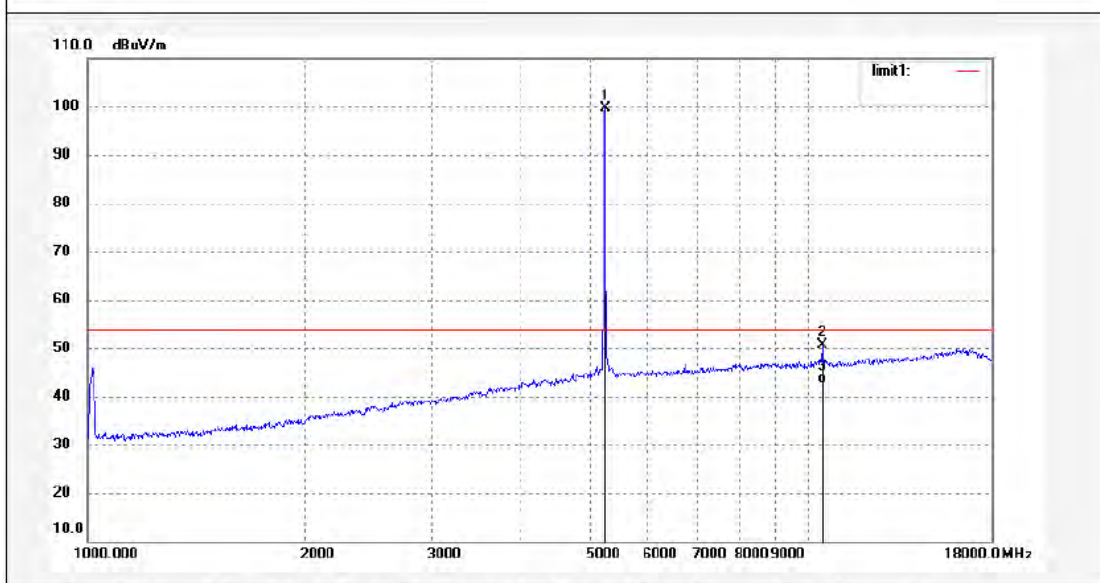
**ACCURATE TECHNOLOGY CO., LTD.**

F1,Bldg,A,Changyuan New Material Port Keyuan Rd,  
 Science & Industry Park,Nanshan Shenzhen,P.R.China

Site: 2# Chamber  
 Tel:+86-0755-26503290  
 Fax:+86-0755-26503396

Job No.: Ian2015-2 #556	Polarization: Vertical
Standard: FCC Class B 3M Radiated	Power Source: AC 120V/60Hz
Test item: Radiation Test	Date: 2015/06/17
Temp.( C)/Hum.(%) 23 C / 48 %	Time:
EUT: 10.1"Android Tablet PC	Engineer Signature:
Mode: TX 5220MHz	Distance: 3m
Model: NS-P16AT10	
Manufacturer: Lightcomm Technology Co., Ltd.	

Note: 802.11a



No.	Freq. (MHz)	Reading (dBuV/m)	Factor (dB)	Result (dBuV/m)	Limit (dBuV/m)	Margin (dB)	Detector	Height (cm)	Degree (deg.)	Remark
1	5220.000	98.79	0.75	99.54	/	/	peak			
2	10440.251	41.77	8.75	50.52	74.00	-23.48	peak			
3	10440.251	33.81	8.75	42.56	54.00	-11.44	AVG			



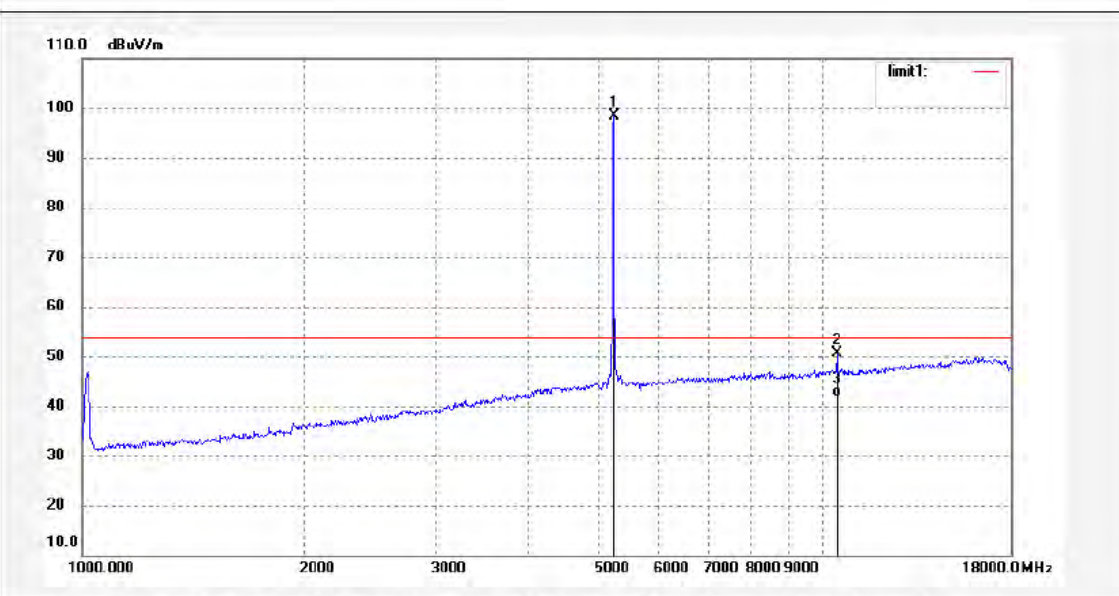
**ACCURATE TECHNOLOGY CO., LTD.**

F1,Bldg,A,Changyuan New Material Port Keyuan Rd,  
 Science & Industry Park,Nanshan Shenzhen,P.R.China

Site: 2# Chamber  
 Tel:+86-0755-26503290  
 Fax:+86-0755-26503396

Job No.: lan2015-2 #557	Polarization: Horizontal
Standard: FCC Class B 3M Radiated	Power Source: AC 120V/60Hz
Test item: Radiation Test	Date: 2015/06/17
Temp.( C)/Hum.(%) 23 C / 48 %	Time:
EUT: 10.1"Android Tablet PC	Engineer Signature:
Mode: TX 5220MHz	Distance: 3m
Model: NS-P16AT10	
Manufacturer: Lightcomm Technology Co., Ltd.	

Note: 802.11a



No.	Freq. (MHz)	Reading (dBuV/m)	Factor (dB)	Result (dBuV/m)	Limit (dBuV/m)	Margin (dB)	Detector	Height (cm)	Degree (deg.)	Remark
1	5220.000	97.70	0.75	98.45	/	/	peak			
2	10440.448	41.76	8.75	50.51	74.00	-23.49	peak			
3	10440.448	33.25	8.75	42.00	54.00	-12.00	AVG			



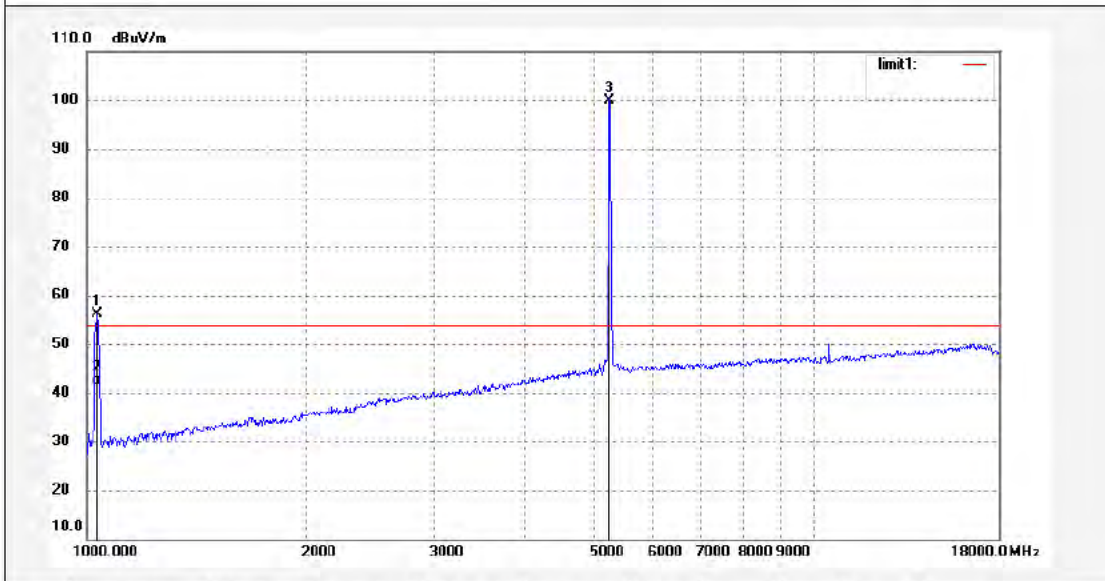
**ACCURATE TECHNOLOGY CO., LTD.**

F1,Bldg,A,Changyuan New Material Port Keyuan Rd,  
 Science & Industry Park,Nanshan Shenzhen,P.R.China

Site: 2# Chamber  
 Tel:+86-0755-26503290  
 Fax:+86-0755-26503396

Job No.: lan2015-2 #558	Polarization: Horizontal
Standard: FCC Class B 3M Radiated	Power Source: AC 120V/60Hz
Test item: Radiation Test	Date: 2015/06/17
Temp.( C)/Hum.(%) 23 C / 48 %	Time:
EUT: 10.1"Android Tablet PC	Engineer Signature:
Mode: TX 5240MHz	Distance: 3m
Model: NS-P16AT10	
Manufacturer: Lightcomm Technology Co., Ltd.	

Note: 802.11a



No.	Freq. (MHz)	Reading (dBuV/m)	Factor (dB)	Result (dBuV/m)	Limit (dBuV/m)	Margin (dB)	Detector	Height (cm)	Degree (deg.)	Remark
1	1034.431	68.68	-12.61	56.07	74.00	22.07	peak			
2	1034.431	54.21	-12.61	41.60	54.00	-12.40	AVG			
3	5240.000	99.09	0.82	99.91	/	/	peak			



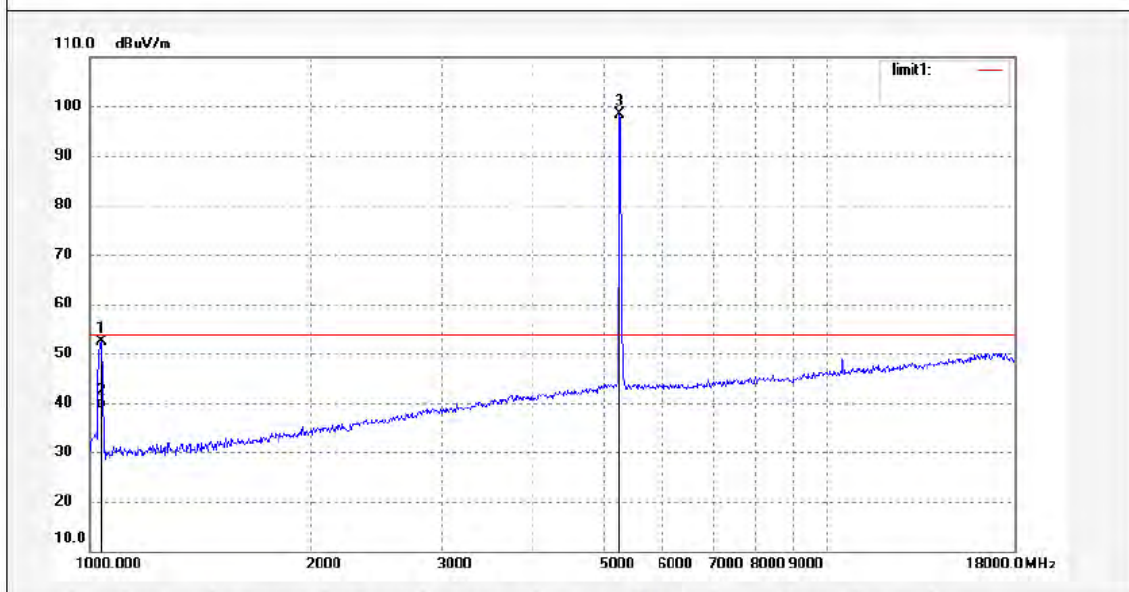
**ACCURATE TECHNOLOGY CO., LTD.**

F1,Bldg,A,Changyuan New Material Port Keyuan Rd,  
 Science & Industry Park,Nanshan Shenzhen,P.R.China

Site: 2# Chamber  
 Tel:+86-0755-26503290  
 Fax:+86-0755-26503396

Job No.: Ian2015-2 #559	Polarization: Vertical
Standard: FCC Class B 3M Radiated	Power Source: AC 120V/60Hz
Test item: Radiation Test	Date: 2015/06/17
Temp.( C)/Hum.(%) 23 C / 48 %	Time:
EUT: 10.1"Android Tablet PC	Engineer Signature:
Mode: TX 5240MHz	Distance: 3m
Model: NS-P16AT10	
Manufacturer: Lightcomm Technology Co., Ltd.	

Note: 802.11a



No.	Freq. (MHz)	Reading (dBuV/m)	Factor (dB)	Result (dBuV/m)	Limit (dBuV/m)	Margin (dB)	Detector	Height (cm)	Degree (deg.)	Remark
1	1034.293	65.09	-12.60	52.49	74.00	-21.51	peak			
2	1034.293	51.47	-12.60	38.87	54.00	-15.13	AVG			
3	5240.000	97.64	0.82	98.46	/	/	peak			



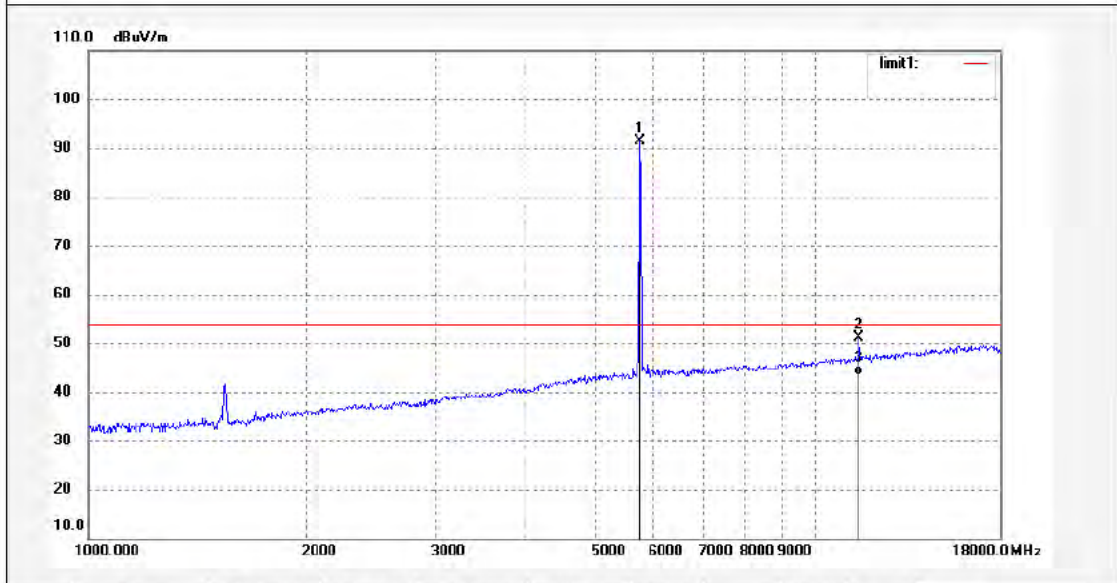
**ACCURATE TECHNOLOGY CO., LTD.**

F1,Bldg,A,Changyuan New Material Port Keyuan Rd,  
 Science & Industry Park,Nanshan Shenzhen,P.R.China

Site: 2# Chamber  
 Tel:+86-0755-26503290  
 Fax:+86-0755-26503396

Job No.: Ian2015-2 #560	Polarization: Vertical
Standard: FCC Class B 3M Radiated	Power Source: AC 120V/60Hz
Test item: Radiation Test	Date: 2015/06/17
Temp.( C)/Hum.(%) 23 C / 48 %	Time:
EUT: 10.1"Android Tablet PC	Engineer Signature:
Mode: TX 5745MHz	Distance: 3m
Model: NS-P16AT10	
Manufacturer: Lightcomm Technology Co., Ltd.	

Note: 802.11a



No.	Freq. (MHz)	Reading (dBuV/m)	Factor (dB)	Result (dBuV/m)	Limit (dBuV/m)	Margin (dB)	Detector	Height (cm)	Degree (deg.)	Remark
1	5745.000	89.88	1.50	91.38	/	/	peak			
2	11500.326	40.47	10.55	51.02	74.00	-22.98	peak			
3	11500.326	32.76	10.55	43.31	54.00	-10.69	AVG			



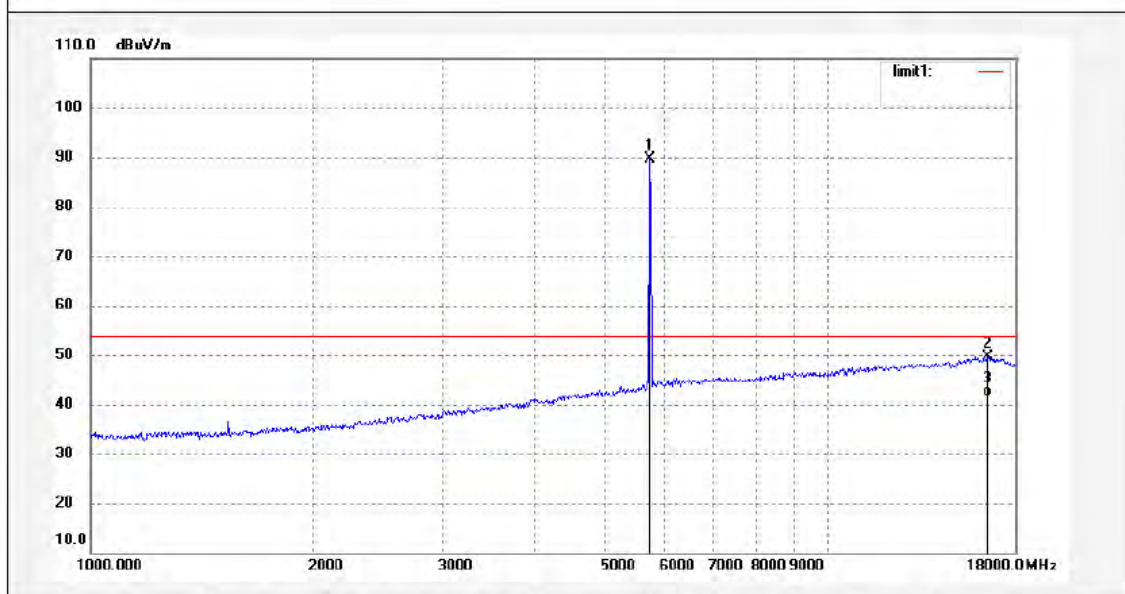
**ACCURATE TECHNOLOGY CO., LTD.**

F1,Bldg,A,Changyuan New Material Port Keyuan Rd,  
 Science & Industry Park,Nanshan Shenzhen,P.R.China

Site: 2# Chamber  
 Tel:+86-0755-26503290  
 Fax:+86-0755-26503396

Job No.: Ian2015-2 #561	Polarization: Horizontal
Standard: FCC Class B 3M Radiated	Power Source: AC 120V/60Hz
Test item: Radiation Test	Date: 2015/06/17
Temp.( C)/Hum.(%) 23 C / 48 %	Time:
EUT: 10.1"Android Tablet PC	Engineer Signature:
Mode: TX 5745MHz	Distance: 3m
Model: NS-P16AT10	
Manufacturer: Lightcomm Technology Co., Ltd.	

Note: 802.11a



No.	Freq. (MHz)	Reading (dBuV/m)	Factor (dB)	Result (dBuV/m)	Limit (dBuV/m)	Margin (dB)	Detector	Height (cm)	Degree (deg.)	Remark
1	5745.000	88.02	1.50	89.52	/	/	peak			
2	16504.954	9.39	40.31	49.70	74.00	-24.30	peak			
3	16504.954	1.36	40.31	41.67	54.00	-12.33	AVG			



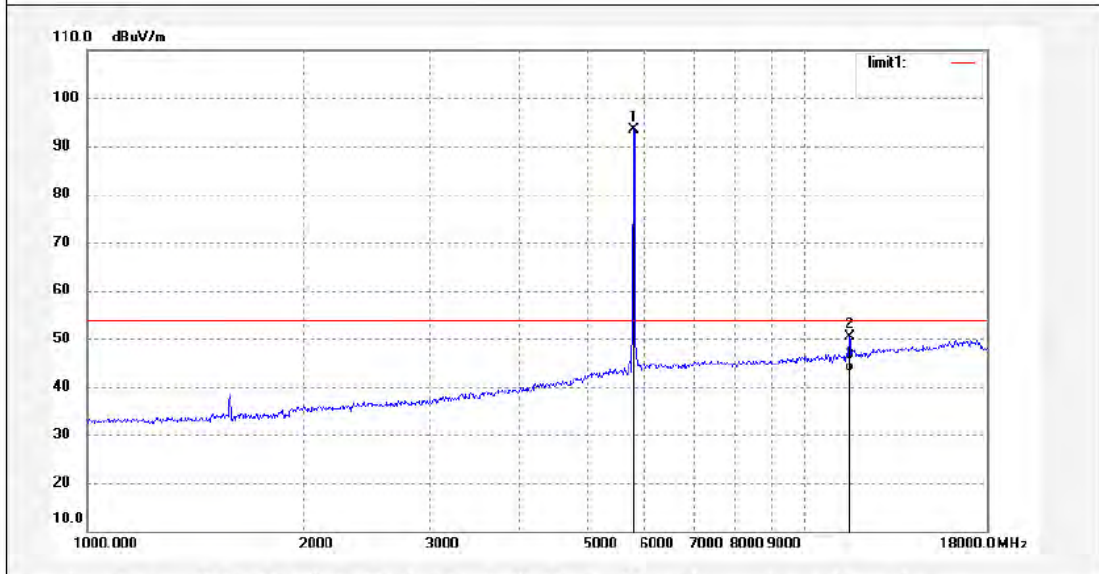
**ACCURATE TECHNOLOGY CO., LTD.**

F1,Bldg,A,Changyuan New Material Port Keyuan Rd,  
 Science & Industry Park,Nanshan Shenzhen,P.R.China

Site: 2# Chamber  
 Tel:+86-0755-26503290  
 Fax:+86-0755-26503396

Job No.: Ian2015-2 #564	Polarization: Vertical
Standard: FCC Class B 3M Radiated	Power Source: AC 120V/60Hz
Test item: Radiation Test	Date: 2015/06/17
Temp.( C)/Hum.(%) 23 C / 48 %	Time:
EUT: 10.1"Android Tablet PC	Engineer Signature:
Mode: TX 5785MHz	Distance: 3m
Model: NS-P16AT10	
Manufacturer: Lightcomm Technology Co., Ltd.	

Note: 802.11a



No.	Freq. (MHz)	Reading (dBuV/m)	Factor (dB)	Result (dBuV/m)	Limit (dBuV/m)	Margin (dB)	Detector	Height (cm)	Degree (deg.)	Remark
1	5785.000	91.47	1.86	93.33	/	/	peak			
2	11570.416	39.72	10.55	50.27	74.00	-23.73	peak			
3	11570.416	32.48	10.55	43.03	54.00	-10.97	AVG			



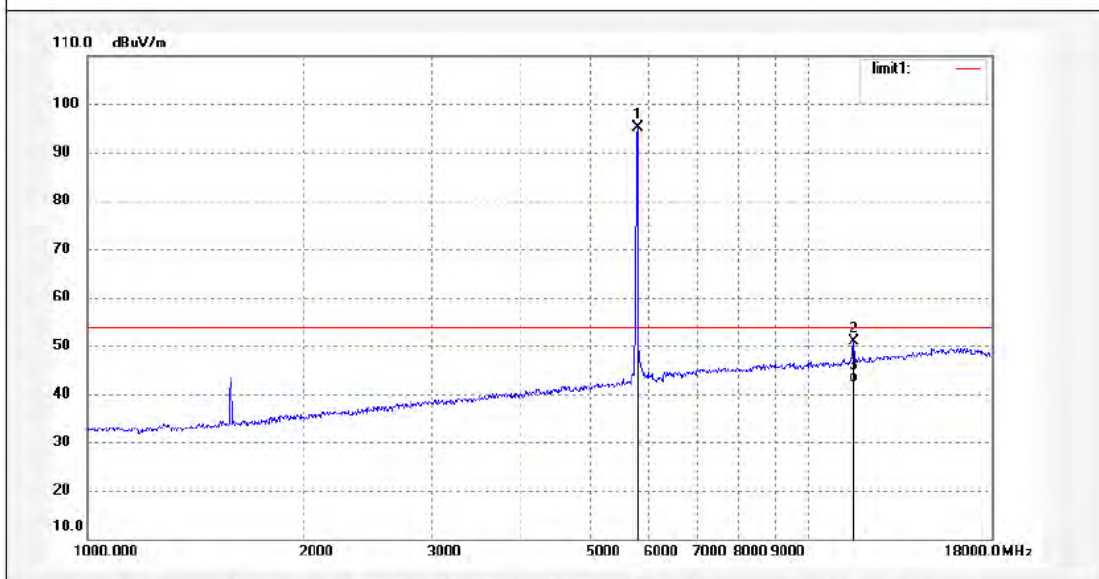
**ACCURATE TECHNOLOGY CO., LTD.**

F1,Bldg,A,Changyuan New Material Port Keyuan Rd,  
 Science & Industry Park,Nanshan Shenzhen,P.R.China

Site: 2# Chamber  
 Tel:+86-0755-26503290  
 Fax:+86-0755-26503396

Job No.: Ian2015-2 #565	Polarization: Horizontal
Standard: FCC Class B 3M Radiated	Power Source: AC 120V/60Hz
Test item: Radiation Test	Date: 2015/06/17
Temp.( C)/Hum.(%) 23 C / 48 %	Time:
EUT: 10.1"Android Tablet PC	Engineer Signature:
Mode: TX 5785MHz	Distance: 3m
Model: NS-P16AT10	
Manufacturer: Lightcomm Technology Co., Ltd.	

Note: 802.11a



No.	Freq. (MHz)	Reading (dBuV/m)	Factor (dB)	Result (dBuV/m)	Limit (dBuV/m)	Margin (dB)	Detector	Height (cm)	Degree (deg.)	Remark
1	5785.000	93.25	1.86	95.11	/	/	peak			
2	11570.471	40.24	10.55	50.79	74.00	-23.21	peak			
3	11570.471	31.87	10.55	42.42	54.00	-11.58	AVG			





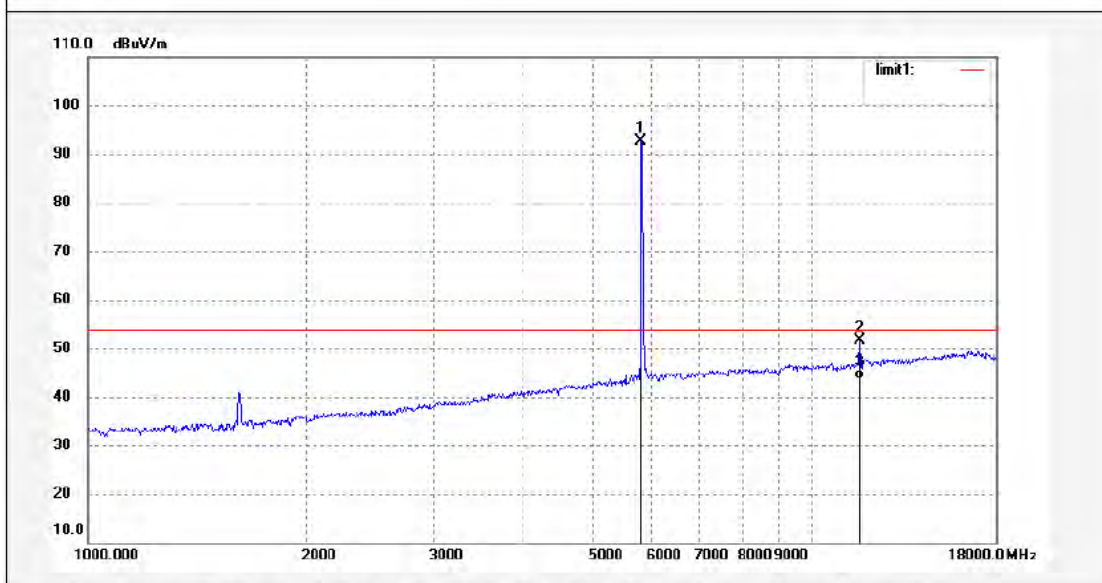
**ACCURATE TECHNOLOGY CO., LTD.**

F1,Bldg,A,Changyuan New Material Port Keyuan Rd,  
 Science & Industry Park,Nanshan Shenzhen,P.R.China

Site: 2# Chamber  
 Tel:+86-0755-26503290  
 Fax:+86-0755-26503396

Job No.: Ian2015-2 #569	Polarization: Vertical
Standard: FCC Class B 3M Radiated	Power Source: AC 120V/60Hz
Test item: Radiation Test	Date: 2015/06/17
Temp.( C)/Hum.(%) 23 C / 48 %	Time:
EUT: 10.1"Android Tablet PC	Engineer Signature:
Mode: TX 5825MHz	Distance: 3m
Model: NS-P16AT10	
Manufacturer: Lightcomm Technology Co., Ltd.	

Note: 802.11a



No.	Freq. (MHz)	Reading (dBuV/m)	Factor (dB)	Result (dBuV/m)	Limit (dBuV/m)	Margin (dB)	Detector	Height (cm)	Degree (deg.)	Remark
1	5825.000	90.69	1.97	92.66	/	/	peak			
2	11650.373	40.75	10.95	51.70	74.00	-22.30	peak			
3	11650.373	32.68	10.95	43.63	54.00	-10.37	AVG			



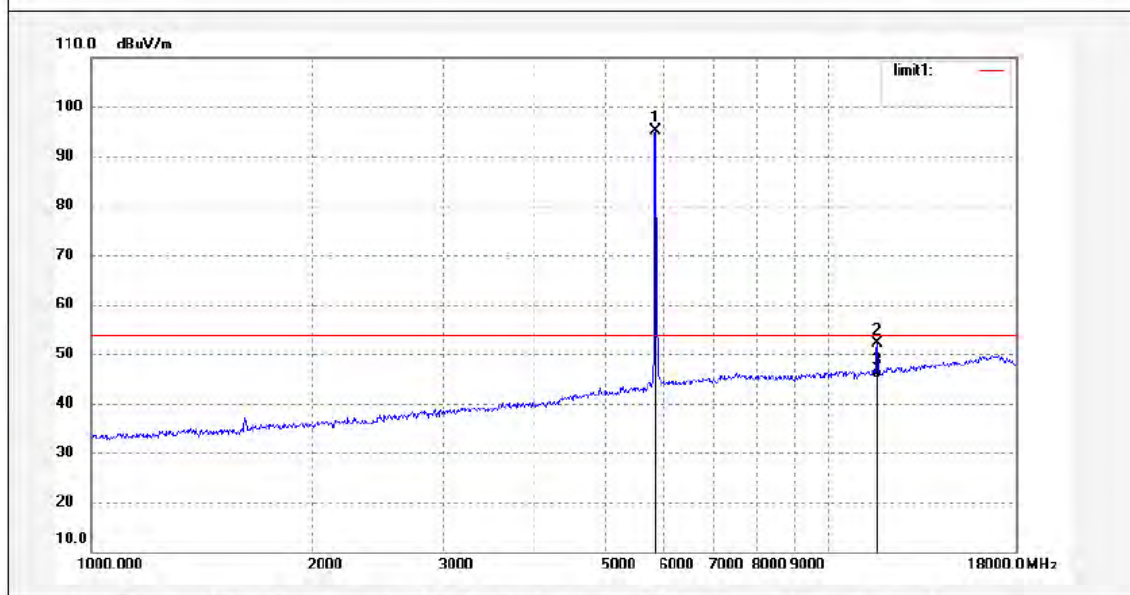
**ACCURATE TECHNOLOGY CO., LTD.**

F1,Bldg,A,Changyuan New Material Port Keyuan Rd,  
 Science & Industry Park,Nanshan Shenzhen,P.R.China

Site: 2# Chamber  
 Tel:+86-0755-26503290  
 Fax:+86-0755-26503396

Job No.: lan2015-2 #570	Polarization: Horizontal
Standard: FCC Class B 3M Radiated	Power Source: AC 120V/60Hz
Test item: Radiation Test	Date: 2015/06/17
Temp.( C)/Hum.(%) 23 C / 48 %	Time:
EUT: 10.1"Android Tablet PC	Engineer Signature:
Mode: TX 5825MHz	Distance: 3m
Model: NS-P16AT10	
Manufacturer: Lightcomm Technology Co., Ltd.	

Note: 802.11a



No.	Freq. (MHz)	Reading (dBuV/m)	Factor (dB)	Result (dBuV/m)	Limit (dBuV/m)	Margin (dB)	Detector	Height (cm)	Degree (deg.)	Remark
1	5825.000	93.18	1.97	95.15	/	/	peak			
2	11650.412	41.13	10.95	52.08	74.00	-21.92	peak			
3	11650.412	34.28	10.95	45.23	54.00	-8.77	AVG			

## Spurious Emission (18G-26.5G)

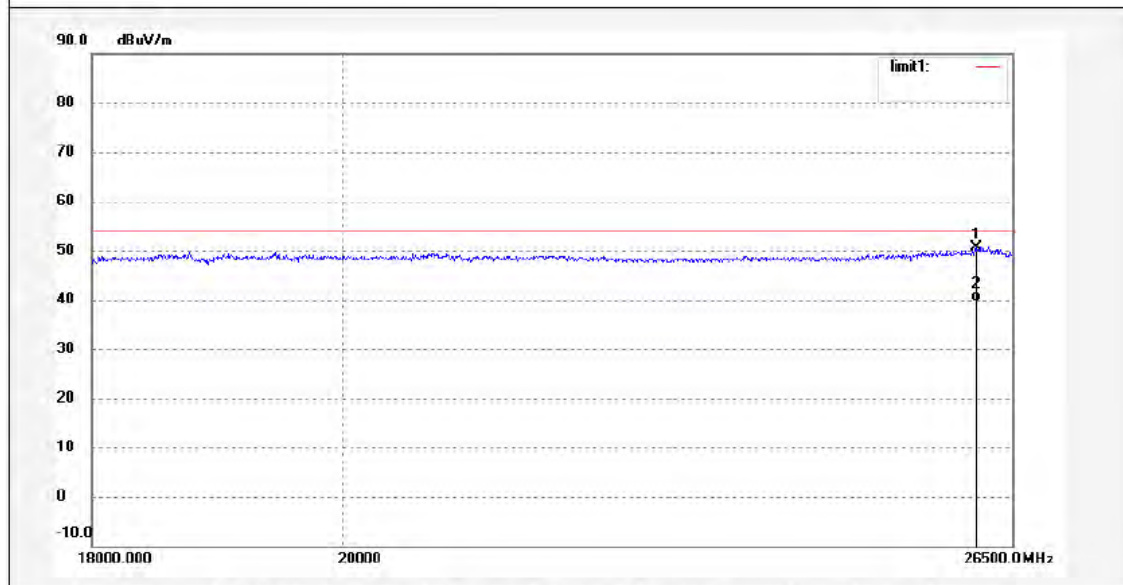


**ACCURATE TECHNOLOGY CO., LTD.**

F1,Bldg,A,Changyuan New Material Port Keyuan Rd,  
 Science & Industry Park,Nanshan Shenzhen,P.R.China

Site: 2# Chamber  
 Tel:+86-0755-26503290  
 Fax:+86-0755-26503396

Job No.: Ian2015-2 #669	Polarization: Vertical
Standard: FCC Class B 3M Radiated	Power Source: AC 120V/60Hz
Test item: Radiation Test	Date: 15/06/17/
Temp.( C)/Hum.(%) 23 C / 48 %	Time:
EUT: 10.1"Android Tablet PC	Engineer Signature:
Mode: TX 5180MHz	Distance: 3m
Model: NS-P16AT10	
Manufacturer: Lightcomm Technology Co., Ltd.	
Note: 802.11a	



No.	Freq. (MHz)	Reading (dBuV/m)	Factor (dB)	Result (dBuV/m)	Limit (dBuV/m)	Margin (dB)	Detector	Height (cm)	Degree (deg.)	Remark
1	26093.176	33.43	17.17	50.60	74.00	-23.40	peak			
2	26093.176	22.50	17.17	39.67	54.00	-14.33	AVG			



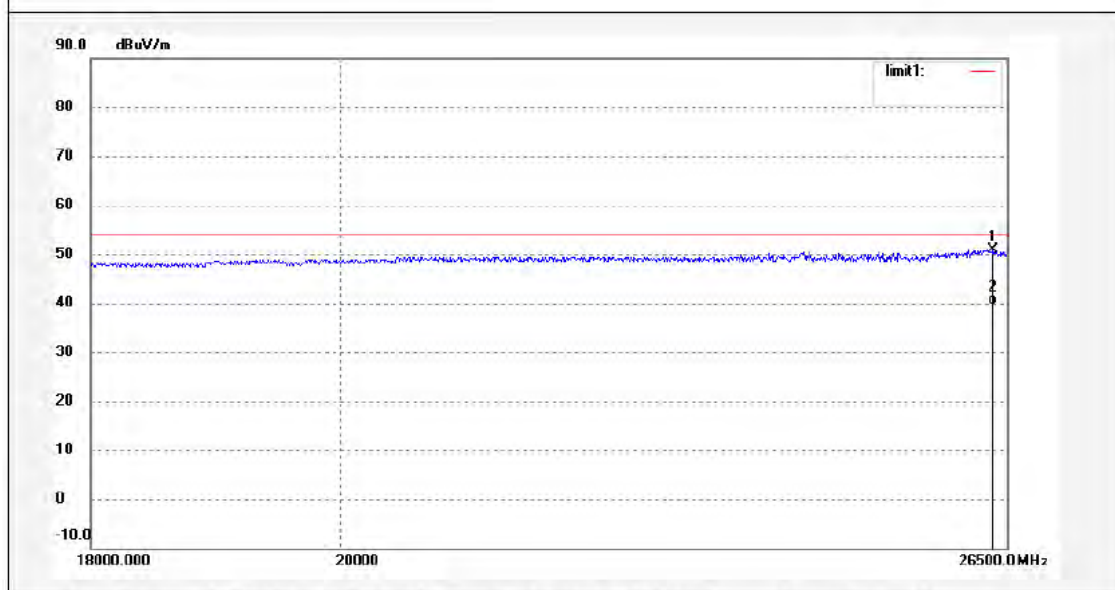
**ACCURATE TECHNOLOGY CO., LTD.**

F1,Bldg,A,Changyuan New Material Port Keyuan Rd,  
 Science & Industry Park,Nanshan Shenzhen,P.R.China

Site: 2# Chamber  
 Tel:+86-0755-26503290  
 Fax:+86-0755-26503396

Job No.: Ian2015-2 #670	Polarization: Horizontal
Standard: FCC Class B 3M Radiated	Power Source: AC 120V/60Hz
Test item: Radiation Test	Date: 15/06/17/
Temp.( C)/Hum.(%) 23 C / 48 %	Time:
EUT: 10.1"Android Tablet PC	Engineer Signature:
Mode: TX 5180MHz	Distance: 3m
Model: NS-P16AT10	
Manufacturer: Lightcomm Technology Co., Ltd.	

Note: 802.11a



No.	Freq. (MHz)	Reading (dBuV/m)	Factor (dB)	Result (dBuV/m)	Limit (dBuV/m)	Margin (dB)	Detector	Height (cm)	Degree (deg.)	Remark
1	26346.703	33.93	17.00	50.93	74.00	-23.07	peak			
2	26346.703	22.67	17.00	39.67	54.00	-14.33	AVG			



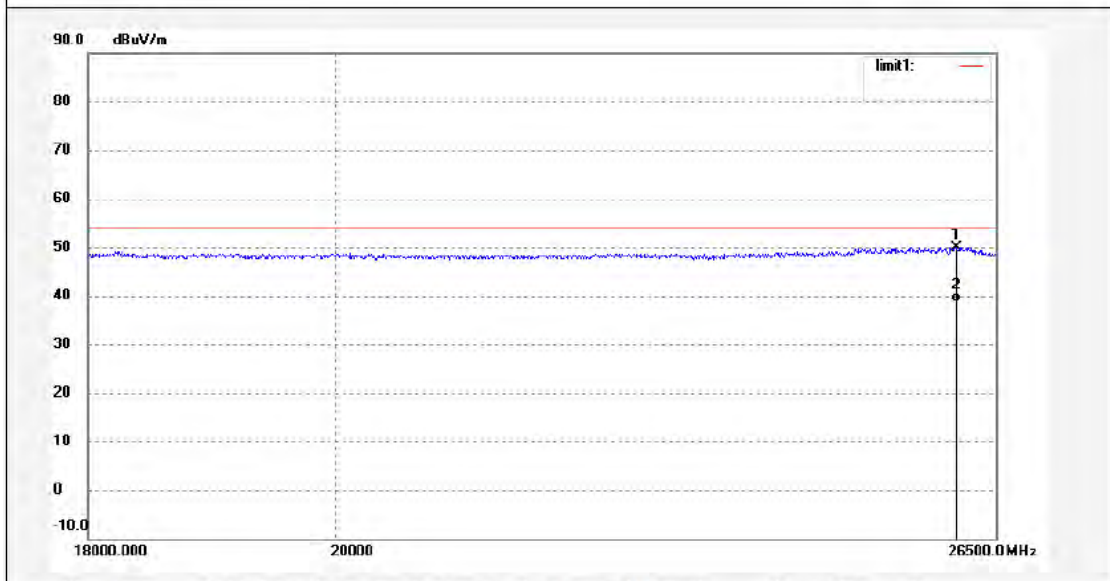
**ACCURATE TECHNOLOGY CO., LTD.**

F1,Bldg,A,Changyuan New Material Port Keyuan Rd,  
 Science & Industry Park,Nanshan Shenzhen,P.R.China

Site: 2# Chamber  
 Tel:+86-0755-26503290  
 Fax:+86-0755-26503396

Job No.: Ian2015-2 #673	Polarization: Vertical
Standard: FCC Class B 3M Radiated	Power Source: AC 120V/60Hz
Test item: Radiation Test	Date: 15/06/17/
Temp.( C)/Hum.(%) 23 C / 48 %	Time:
EUT: 10.1"Android Tablet PC	Engineer Signature:
Mode: TX 5220MHz	Distance: 3m
Model: NS-P16AT10	
Manufacturer: Lightcomm Technology Co., Ltd.	

Note: 802.11a



No.	Freq. (MHz)	Reading (dBuV/m)	Factor (dB)	Result (dBuV/m)	Limit (dBuV/m)	Margin (dB)	Detector	Height (cm)	Degree (deg.)	Remark
1	26052.838	32.76	17.20	49.96	74.00	-24.04	peak			
2	26052.838	21.43	17.20	38.63	54.00	-15.37	AVG			



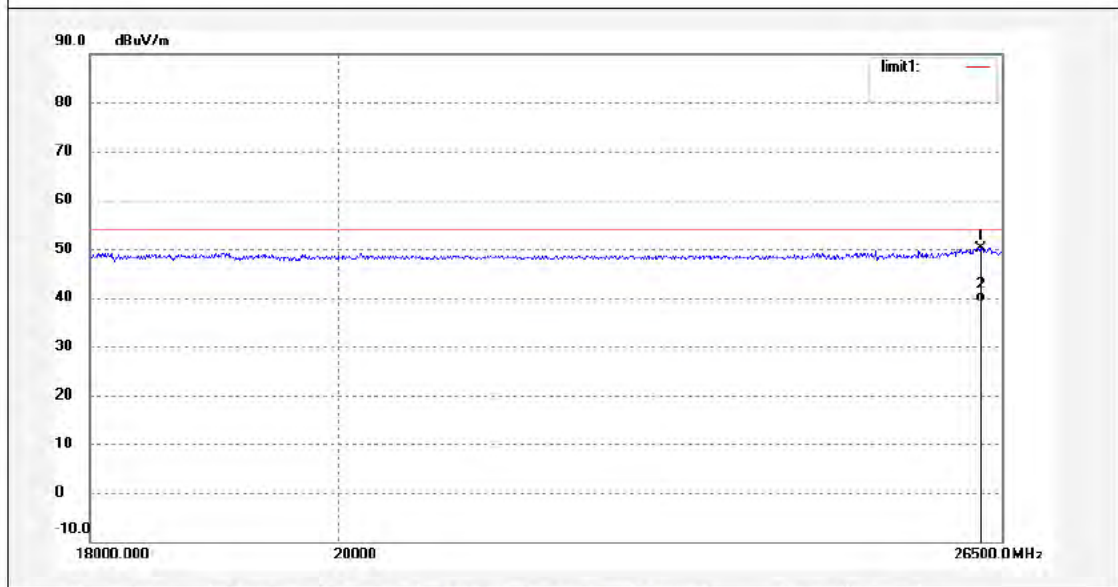
**ACCURATE TECHNOLOGY CO., LTD.**

F1,Bldg,A,Changyuan New Material Port Keyuan Rd,  
 Science & Industry Park,Nanshan Shenzhen,P.R.China

Site: 2# Chamber  
 Tel:+86-0755-26503290  
 Fax:+86-0755-26503396

Job No.: lan2015-2 #674	Polarization: Horizontal
Standard: FCC Class B 3M Radiated	Power Source: AC 120V/60Hz
Test item: Radiation Test	Date: 15/06/17/
Temp.( C)/Hum.(%) 23 C / 48 %	Time:
EUT: 10.1"Android Tablet PC	Engineer Signature:
Mode: TX 5220MHz	Distance: 3m
Model: NS-P16AT10	
Manufacturer: Lightcomm Technology Co., Ltd.	

Note: 802.11a



No.	Freq. (MHz)	Reading (dBuV/m)	Factor (dB)	Result (dBuV/m)	Limit (dBuV/m)	Margin (dB)	Detector	Height (cm)	Degree (deg.)	Remark
1	26255.151	33.08	17.06	50.14	74.00	-23.86	peak			
2	26255.151	22.01	17.06	39.07	54.00	-14.93	AVG			



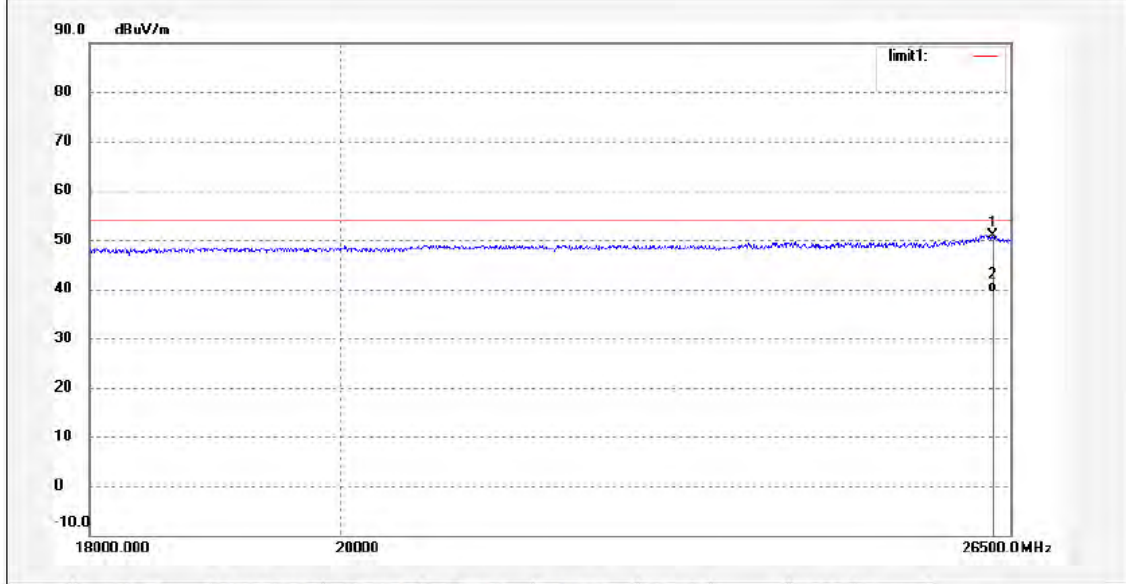
**ACCURATE TECHNOLOGY CO., LTD.**

F1,Bldg,A,Changyuan New Material Port Keyuan Rd,  
 Science & Industry Park,Nanshan Shenzhen,P.R.China

Site: 2# Chamber  
 Tel:+86-0755-26503290  
 Fax:+86-0755-26503396

Job No.: lan2015-2 #675	Polarization: Horizontal
Standard: FCC Class B 3M Radiated	Power Source: AC 120V/60Hz
Test item: Radiation Test	Date: 15/06/17/
Temp.( C)/Hum.(%) 23 C / 48 %	Time:
EUT: 10.1"Android Tablet PC	Engineer Signature:
Mode: TX 5240MHz	Distance: 3m
Model: NS-P16AT10	
Manufacturer: Lightcomm Technology Co., Ltd.	

Note: 802.11a



No.	Freq. (MHz)	Reading (dBuV/m)	Factor (dB)	Result (dBuV/m)	Limit (dBuV/m)	Margin (dB)	Detector	Height (cm)	Degree (deg.)	Remark
1	26305.974	33.87	17.03	50.90	74.00	-23.10	peak			
2	26305.974	22.34	17.03	39.37	54.00	-14.63	AVG			



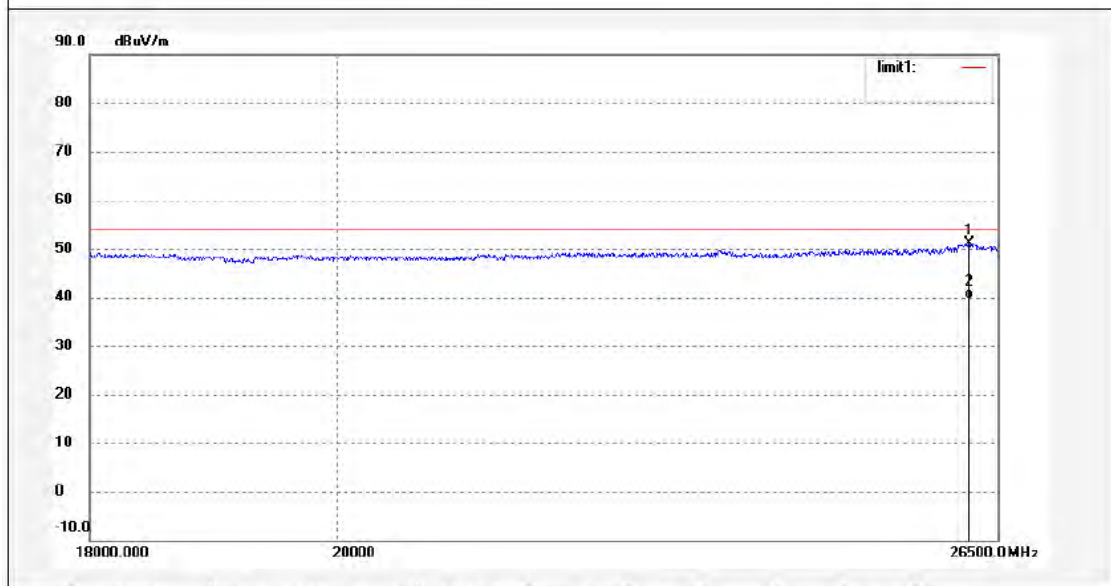


**ACCURATE TECHNOLOGY CO., LTD.**

F1,Bldg,A,Changyuan New Material Port Keyuan Rd,  
 Science & Industry Park,Nanshan Shenzhen,P.R.China

Site: 2# Chamber  
 Tel:+86-0755-26503290  
 Fax:+86-0755-26503396

Job No.: Ian2015-2 #676	Polarization: Vertical
Standard: FCC Class B 3M Radiated	Power Source: AC 120V/60Hz
Test item: Radiation Test	Date: 15/06/17/
Temp.( C)/Hum.(%) 23 C / 48 %	Time:
EUT: 10.1"Android Tablet PC	Engineer Signature:
Mode: TX 5240MHz	Distance: 3m
Model: NS-P16AT10	
Manufacturer: Lightcomm Technology Co., Ltd.	
Note: 802.11a	



No.	Freq. (MHz)	Reading (dBuV/m)	Factor (dB)	Result (dBuV/m)	Limit (dBuV/m)	Margin (dB)	Detector	Height (cm)	Degree (deg.)	Remark
1	26184.163	33.95	17.11	51.06	74.00	-22.94	peak			
2	26184.163	22.62	17.11	39.73	54.00	-14.27	AVG			



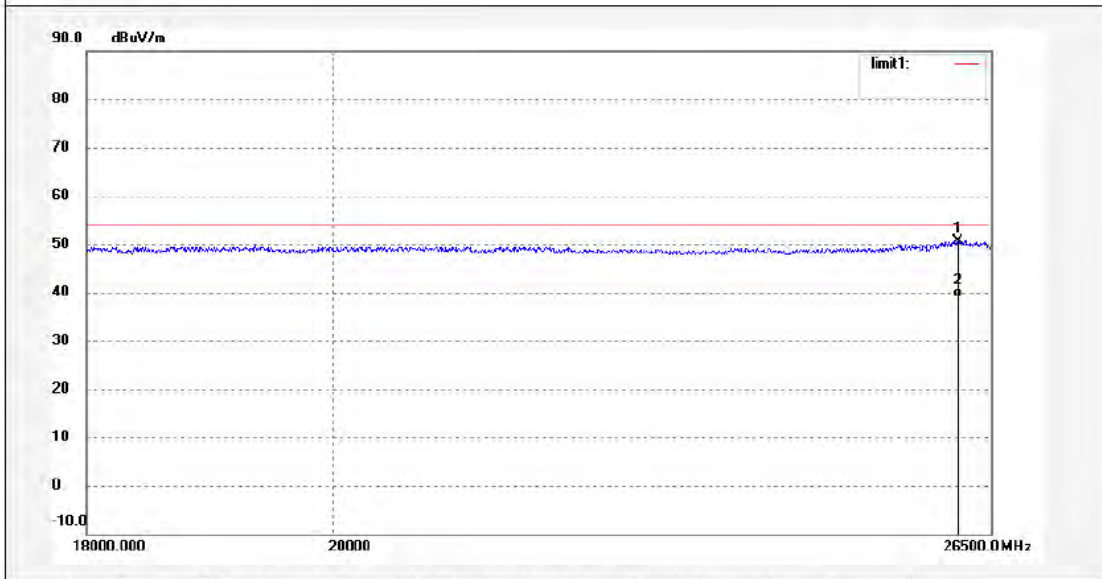
**ACCURATE TECHNOLOGY CO., LTD.**

F1,Bldg,A,Changyuan New Material Port Keyuan Rd,  
 Science & Industry Park,Nanshan Shenzhen,P.R.China

Site: 2# Chamber  
 Tel:+86-0755-26503290  
 Fax:+86-0755-26503396

Job No.: Ian2015-2 #677	Polarization: Vertical
Standard: FCC Class B 3M Radiated	Power Source: AC 120V/60Hz
Test item: Radiation Test	Date: 15/06/17/
Temp.( C)/Hum.(%) 23 C / 48 %	Time:
EUT: 10.1"Android Tablet PC	Engineer Signature:
Mode: TX 5745MHz	Distance: 3m
Model: NS-P16AT10	
Manufacturer: Lightcomm Technology Co., Ltd.	

Note: 802.11a



No.	Freq. (MHz)	Reading (dBuV/m)	Factor (dB)	Result (dBuV/m)	Limit (dBuV/m)	Margin (dB)	Detector	Height (cm)	Degree (deg.)	Remark
1	26123.470	33.47	17.15	50.62	74.00	-23.38	peak			
2	26123.470	21.74	17.15	38.89	54.00	-15.11	AVG			



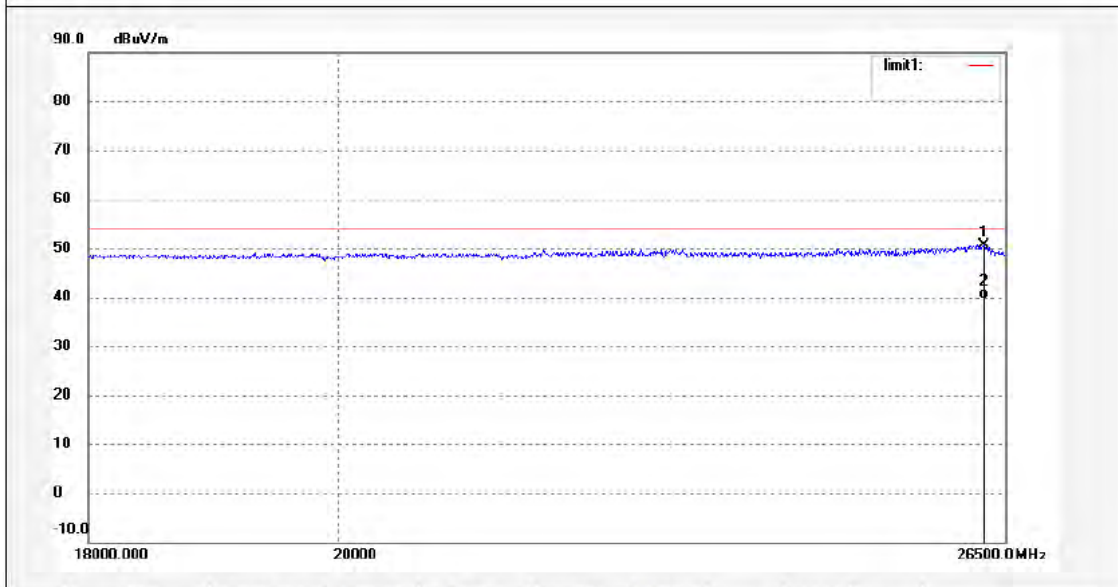
**ACCURATE TECHNOLOGY CO., LTD.**

F1,Bldg,A,Changyuan New Material Port Keyuan Rd,  
 Science & Industry Park,Nanshan Shenzhen,P.R.China

Site: 2# Chamber  
 Tel:+86-0755-26503290  
 Fax:+86-0755-26503396

Job No.: Ian2015-2 #678	Polarization: Horizontal
Standard: FCC Class B 3M Radiated	Power Source: AC 120V/60Hz
Test item: Radiation Test	Date: 15/06/17/
Temp.( C)/Hum.(%) 23 C / 48 %	Time:
EUT: 10.1"Android Tablet PC	Engineer Signature:
Mode: TX 5745MHz	Distance: 3m
Model: NS-P16AT10	
Manufacturer: Lightcomm Technology Co., Ltd.	

Note: 802.11a



No.	Freq. (MHz)	Reading (dBuV/m)	Factor (dB)	Result (dBuV/m)	Limit (dBuV/m)	Margin (dB)	Detector	Height (cm)	Degree (deg.)	Remark
1	26265.307	33.61	17.06	50.67	74.00	-23.33	peak			
2	26265.307	22.53	17.06	39.59	54.00	-14.41	AVG			



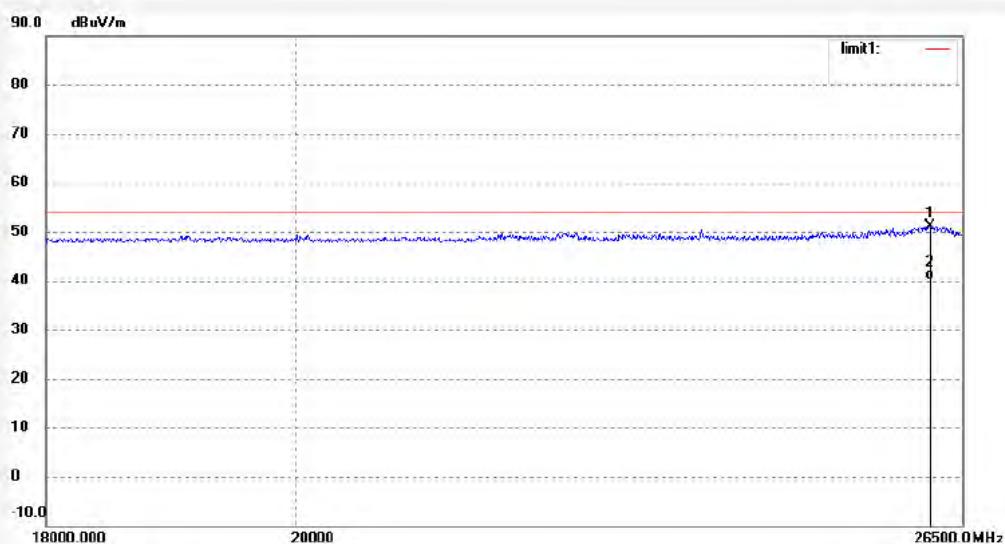
**ACCURATE TECHNOLOGY CO., LTD.**

F1,Bldg,A,Changyuan New Material Port Keyuan Rd,  
 Science & Industry Park,Nanshan Shenzhen,P.R.China

Site: 2# Chamber  
 Tel:+86-0755-26503290  
 Fax:+86-0755-26503396

Job No.: lan2015-2 #681	Polarization: Vertical
Standard: FCC Class B 3M Radiated	Power Source: AC 120V/60Hz
Test item: Radiation Test	Date: 15/06/17/
Temp.( C)/Hum.(%) 23 C / 48 %	Time:
EUT: 10.1"Android Tablet PC	Engineer Signature:
Mode: TX 5785MHz	Distance: 3m
Model: NS-P16AT10	
Manufacturer: Lightcomm Technology Co., Ltd.	

Note: 802.11a



No.	Freq. (MHz)	Reading (dBuV/m)	Factor (dB)	Result (dBuV/m)	Limit (dBuV/m)	Margin (dB)	Detector	Height (cm)	Degree (deg.)	Remark
1	26143.685	34.06	17.14	51.20	74.00	-22.80	peak			
2	26143.685	23.03	17.14	40.17	54.00	-13.83	AVG			



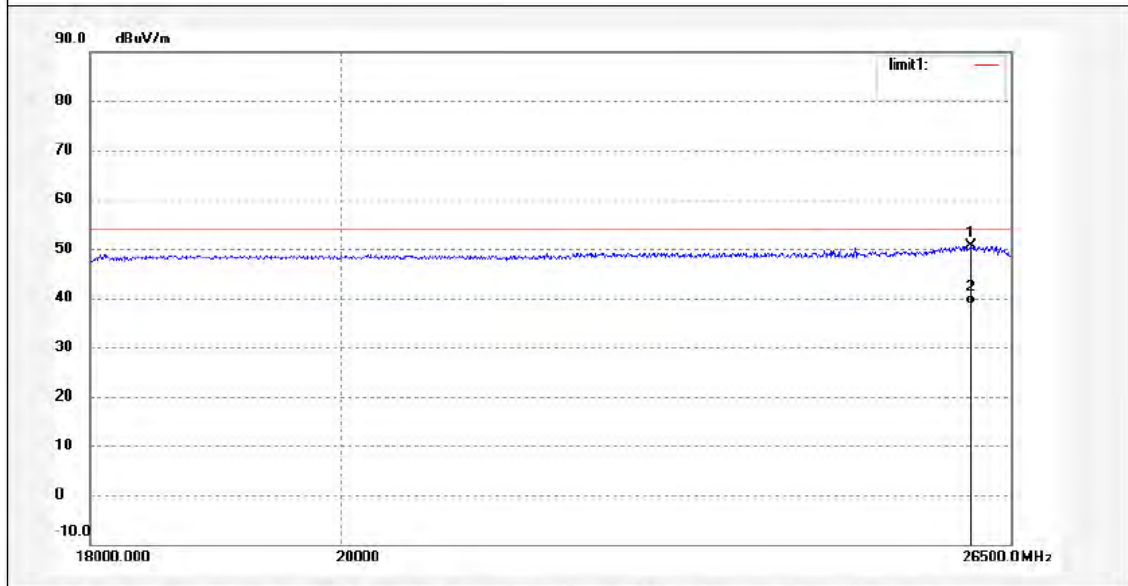
**ACCURATE TECHNOLOGY CO., LTD.**

F1,Bldg,A,Changyuan New Material Port Keyuan Rd,  
 Science & Industry Park,Nanshan Shenzhen,P.R.China

Site: 2# Chamber  
 Tel:+86-0755-26503290  
 Fax:+86-0755-26503396

Job No.: lan2015-2 #682	Polarization: Horizontal
Standard: FCC Class B 3M Radiated	Power Source: AC 120V/60Hz
Test item: Radiation Test	Date: 15/06/17/
Temp.( C)/Hum.(%) 23 C / 48 %	Time:
EUT: 10.1"Android Tablet PC	Engineer Signature:
Mode: TX 5785MHz	Distance: 3m
Model: NS-P16AT10	
Manufacturer: Lightcomm Technology Co., Ltd.	

Note: 802.11a



No.	Freq. (MHz)	Reading (dBuV/m)	Factor (dB)	Result (dBuV/m)	Limit (dBuV/m)	Margin (dB)	Detector	Height (cm)	Degree (deg.)	Remark
1	26062.917	33.36	17.19	50.55	74.00	-23.45	peak			
2	26062.917	21.48	17.19	38.67	54.00	-15.33	AVG			

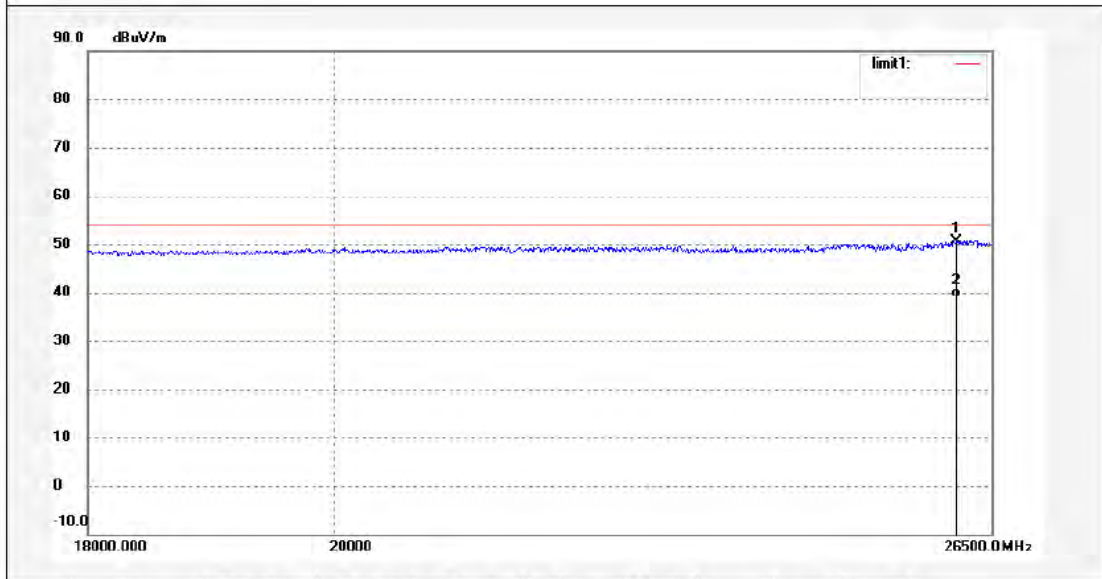


**ACCURATE TECHNOLOGY CO., LTD.**  
 F1,Bldg,A,Changyuan New Material Port Keyuan Rd,  
 Science & Industry Park,Nanshan Shenzhen,P.R.China

Site: 2# Chamber  
 Tel:+86-0755-26503290  
 Fax:+86-0755-26503396

Job No.: lan2015-2 #685	Polarization: Vertical
Standard: FCC Class B 3M Radiated	Power Source: AC 120V/60Hz
Test item: Radiation Test	Date: 15/06/17/
Temp.( C)/Hum.(%) 23 C / 48 %	Time:
EUT: 10.1"Android Tablet PC	Engineer Signature:
Mode: TX 5825MHz	Distance: 3m
Model: NS-P16AT10	
Manufacturer: Lightcomm Technology Co., Ltd.	

Note: 802.11a



No.	Freq. (MHz)	Reading (dBuV/m)	Factor (dB)	Result (dBuV/m)	Limit (dBuV/m)	Margin (dB)	Detector	Height (cm)	Degree (deg.)	Remark
1	26103.270	33.56	17.16	50.72	74.00	-23.28	peak			
2	26103.270	21.83	17.16	38.99	54.00	-15.01	AVG			



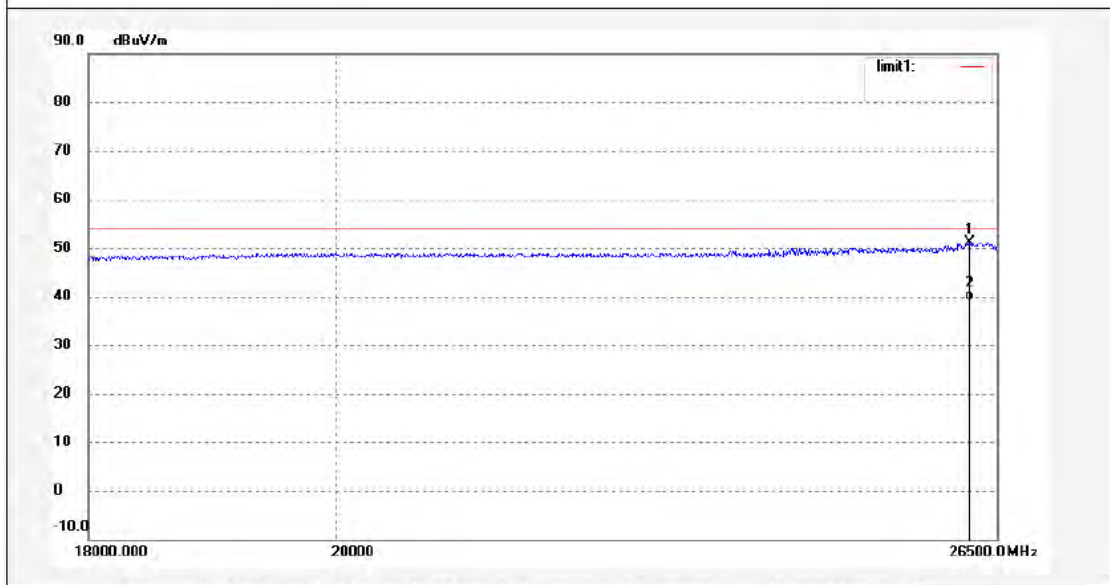
**ACCURATE TECHNOLOGY CO., LTD.**

F1,Bldg,A,Changyuan New Material Port Keyuan Rd,  
 Science & Industry Park,Nanshan Shenzhen,P.R.China

Site: 2# Chamber  
 Tel:+86-0755-26503290  
 Fax:+86-0755-26503396

Job No.: Ian2015-2 #686	Polarization: Horizontal
Standard: FCC Class B 3M Radiated	Power Source: AC 120V/60Hz
Test item: Radiation Test	Date: 15/06/17/
Temp.( C)/Hum.(%) 23 C / 48 %	Time:
EUT: 10.1"Android Tablet PC	Engineer Signature:
Mode: TX 5825MHz	Distance: 3m
Model: NS-P16AT10	
Manufacturer: Lightcomm Technology Co., Ltd.	

Note: 802.11a



No.	Freq. (MHz)	Reading (dBuV/m)	Factor (dB)	Result (dBuV/m)	Limit (dBuV/m)	Margin (dB)	Detector	Height (cm)	Degree (deg.)	Remark
1	26194.292	34.11	17.10	51.21	74.00	-22.79	peak			
2	26194.292	22.08	17.10	39.18	54.00	-14.82	AVG			

## Spurious Emission (26.5G-40G)



EMI Sweep(1)

1 / 1

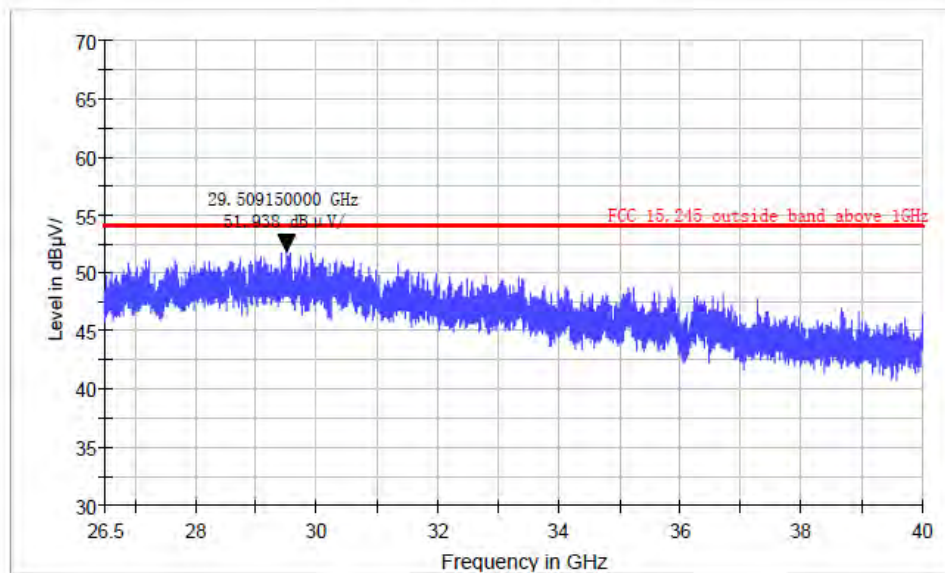
## Radiated Emission

### EUT Information

EUT Model Name: 10.1"Android Tablet PC M/N:NS-P16AT10  
Operation mode: TX 5180MHz  
Test Voltage: AC 120V/60Hz  
Comment:

Horizontal

FCC Electric Field Strength 26.5-40GHz



EMI Sweep(1)

1 / 1

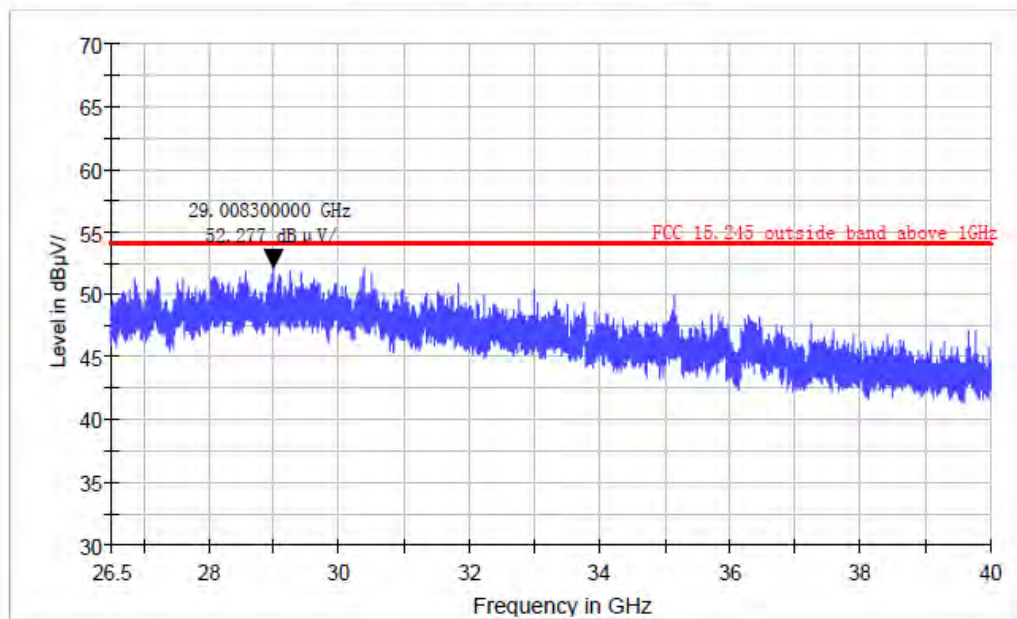
## Radiated Emission

### EUT Information

EUT Model Name:	10.1"Android Tablet PC M/N:NS-P16AT10
Operation mode:	TX 5180MHz
Test Voltage:	AC 120V/60Hz
Comment:	

### Vertical

FCC Electric Field Strength 26.5-40GHz



EMI Sweep(1)

1 / 1

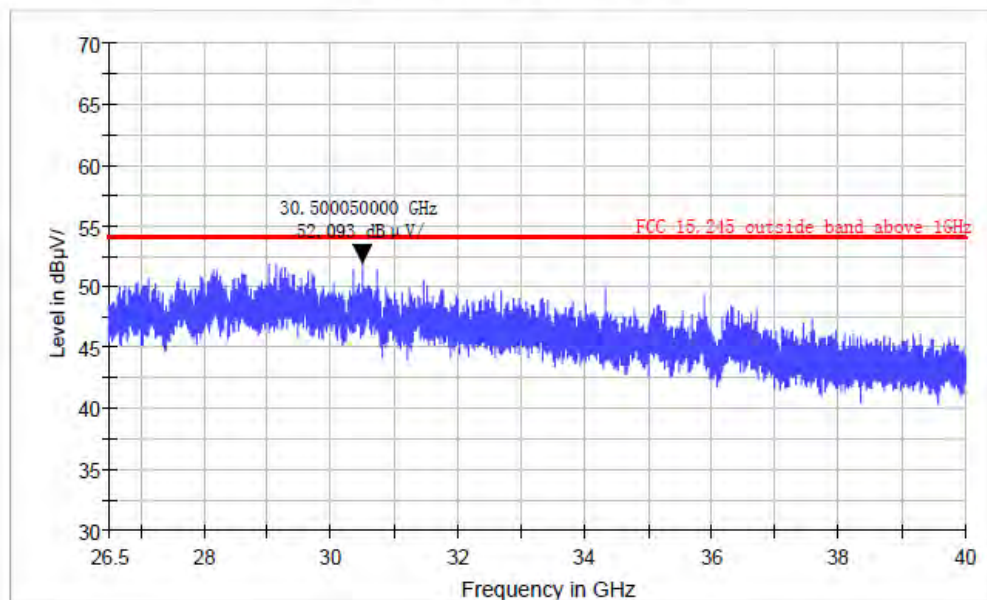
## Radiated Emission

### EUT Information

EUT Model Name: 10.1"Android Tablet PC M/N:NS-P16AT10  
Operation mode: TX 5220MHz  
Test Voltage: AC 120V/60Hz  
Comment:

### Horizontal

FCC Electric Field Strength 26.5-40GHz



EMI Sweep(1)

1 / 1

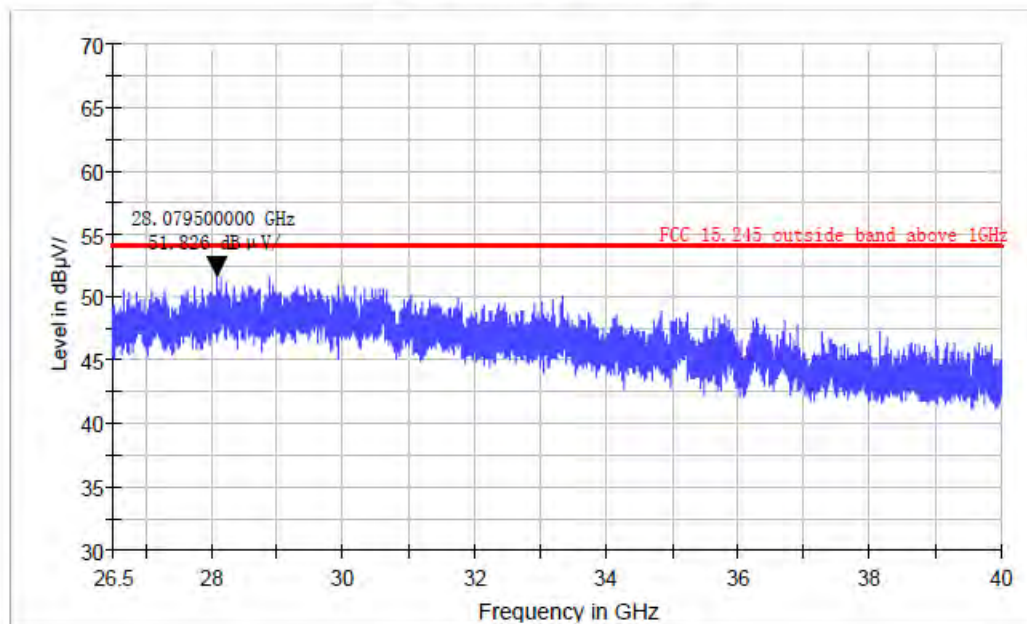
## Radiated Emission

### EUT Information

EUT Model Name: 10.1"Android Tablet PC M/N:NS-P16AT10  
Operation mode: TX 5220MHz  
Test Voltage: AC 120V/60Hz  
Comment:

Vertical

FCC Electric Field Strength 26.5-40GHz



EMI Sweep(1)

1 / 1

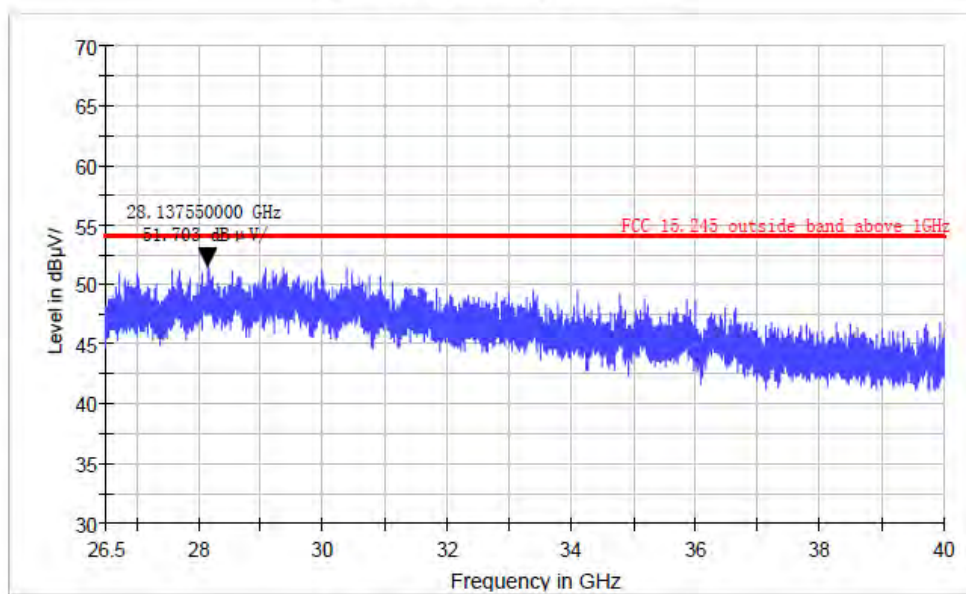
## Radiated Emission

### EUT Information

EUT Model Name: 10.1"Android Tablet PC M/N:NS-P16AT10  
Operation mode: TX 5240MHz  
Test Voltage: AC 120V/60Hz  
Comment:

### Horizontal

FCC Electric Field Strength 26.5-40GHz



EMI Sweep(1)

1 / 1

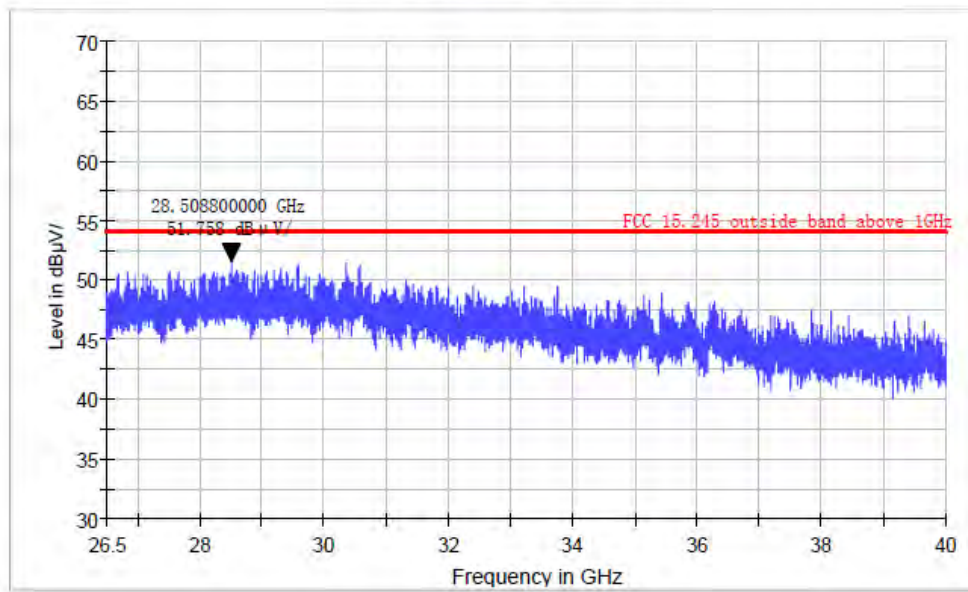
## Radiated Emission

### EUT Information

EUT Model Name: 10.1"Android Tablet PC M/N:NS-P16AT10  
Operation mode: TX 5240MHz  
Test Voltage: AC 120V/60Hz  
Comment:

Vertical

FCC Electric Field Strength 26.5-40GHz



EMI Sweep(1)

1 / 1

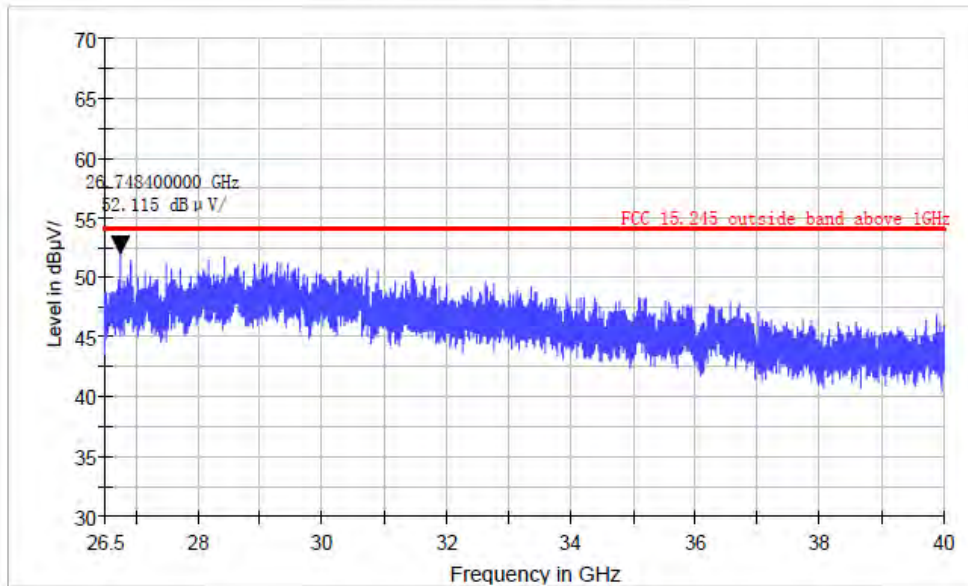
## Radiated Emission

### EUT Information

EUT Model Name:	10.1"Android Tablet PC M/N: NS-P16AT10
Operation mode:	TX 5745MHz
Test Voltage:	AC 120V/60Hz
Comment:	

### Horizontal

FCC Electric Field Strength 26.5-40GHz



EMI Sweep(1)

1 / 1

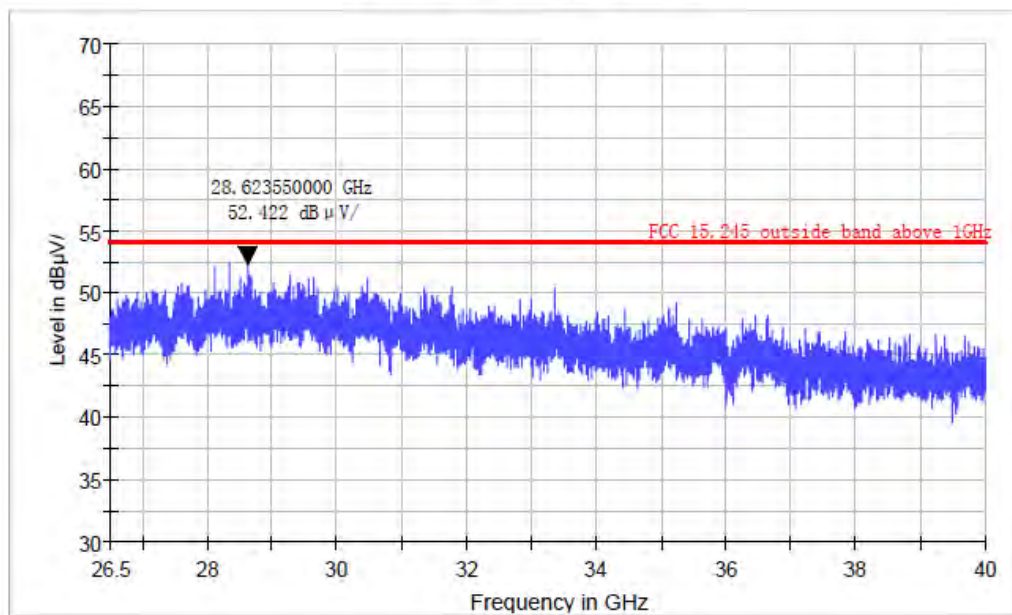
## Radiated Emission

### EUT Information

EUT Model Name: 10.1"Android Tablet PC M/N: NS-P16AT10  
Operation mode: TX 5745MHz  
Test Voltage: AC 120V/60Hz  
Comment:

### Vertical

FCC Electric Field Strength 26.5-40GHz





EMI Sweep(1)

1 / 1

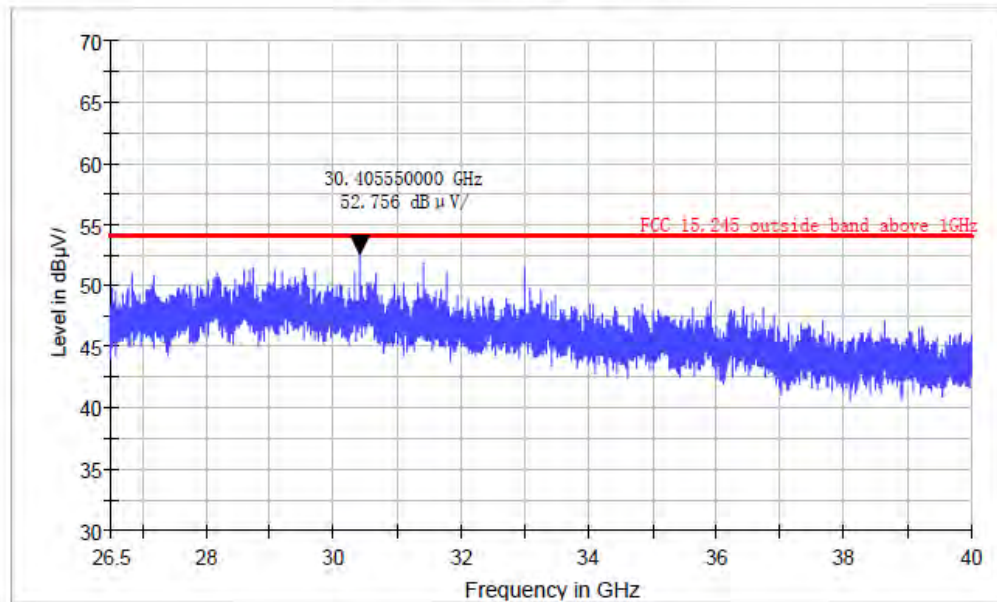
## Radiated Emission

### EUT Information

EUT Model Name: 10.1"Android Tablet PC M/N: NS-P16AT10  
Operation mode: TX 5785MHz  
Test Voltage: AC 120V/60Hz  
Comment:

### Horizontal

FCC Electric Field Strength 26.5-40GHz



EMI Sweep(1)

1 / 1

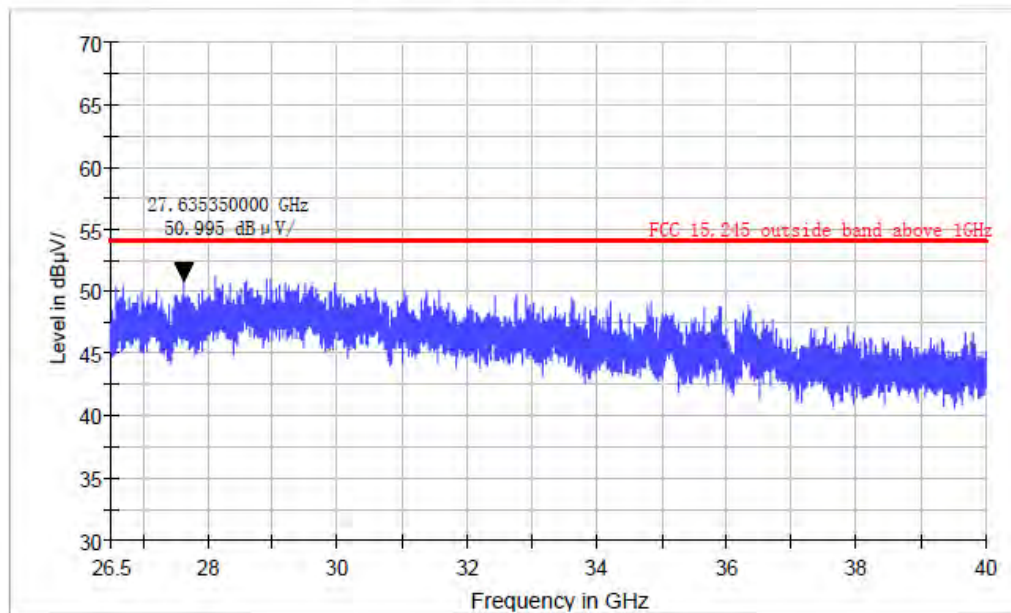
## Radiated Emission

### EUT Information

EUT Model Name: 10.1"Android Tablet PC M/N: NS-P16AT10  
Operation mode: TX 5785MHz  
Test Voltage: AC 120V/60Hz  
Comment:

Vertical

FCC Electric Field Strength 26.5-40GHz



EMI Sweep(1)

1 / 1

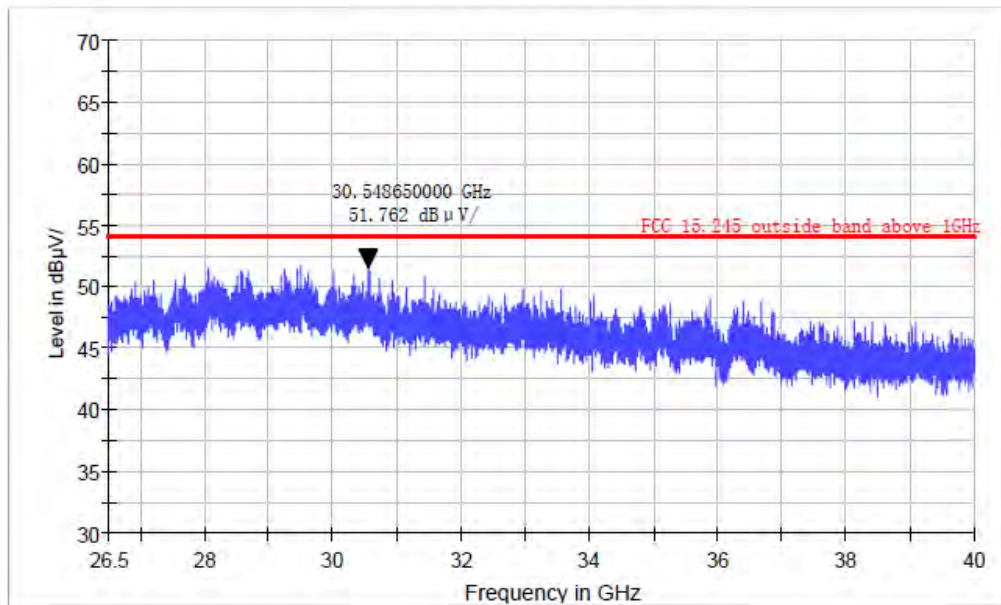
## Radiated Emission

### EUT Information

EUT Model Name: 10.1"Android Tablet PC M/N: NS-P16AT10  
Operation mode: TX 5825MHz  
Test Voltage: AC 120V/60Hz  
Comment:

### Horizontal

FCC Electric Field Strength 26.5-40GHz



EMI Sweep(1)

1 / 1

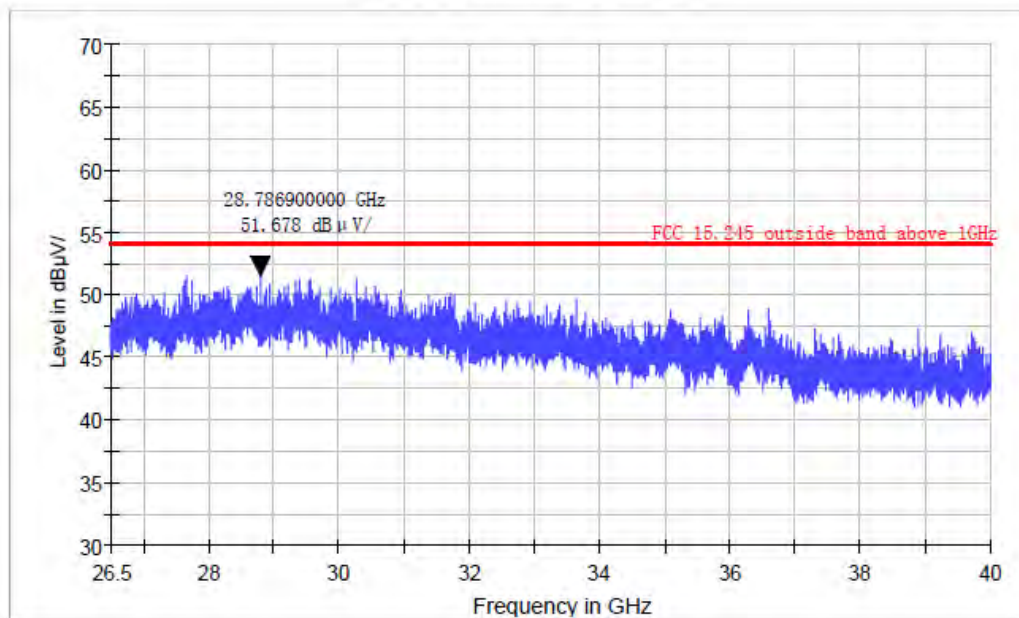
## Radiated Emission

### EUT Information

EUT Model Name:	10.1"Android Tablet PC M/N: NS-P16AT10
Operation mode:	TX 5825MHz
Test Voltage:	AC 120V/60Hz
Comment:	

### Vertical

FCC Electric Field Strength 26.5-40GHz



Band Edge



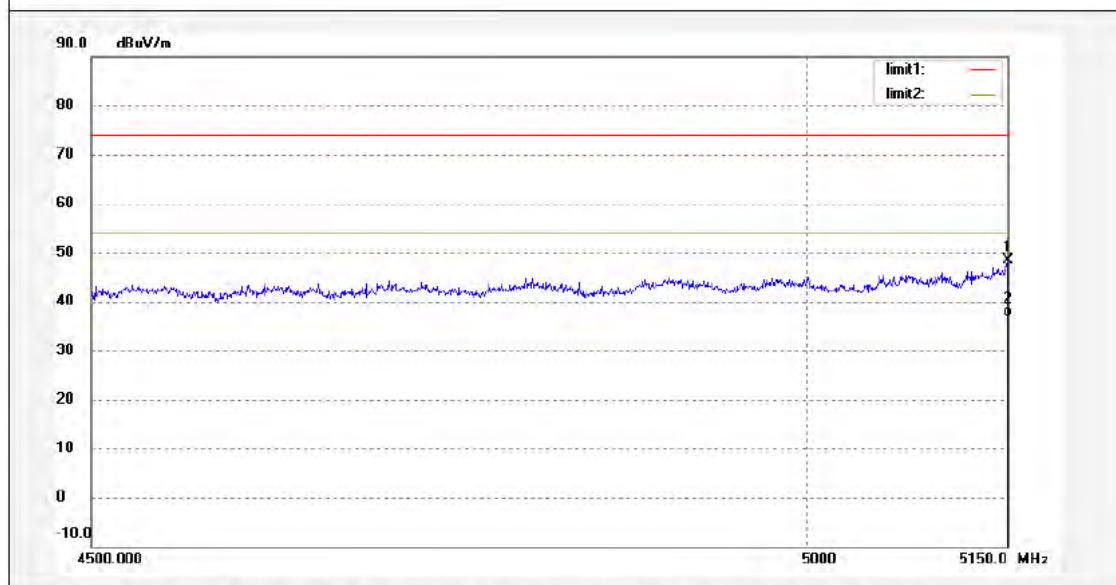
**ACCURATE TECHNOLOGY CO., LTD.**

F1,Bldg,A,Changyuan New Material Port Keyuan Rd,  
 Science & Industry Park,Nanshan Shenzhen,P.R.China

Site: 2# Chamber  
 Tel: +86-0755-26503290  
 Fax: +86-0755-26503396

Job No.: Ian2015-2 #571	Polarization: Horizontal
Standard: FCC (Band Edge)	Power Source: AC 120V/60Hz
Test item: Radiation Test	Date: 2015/06/17
Temp.( C)/Hum.(%) 23 C / 48 %	Time:
EUT: 10.1"Android Tablet PC	Engineer Signature:
Mode: TX 5180MHz	Distance: 3m
Model: NS-P16AT10	
Manufacturer: Lightcomm Technology Co., Ltd.	

Note: 802.11a



No.	Freq. (MHz)	Reading (dBuV/m)	Factor (dB)	Result (dBuV/m)	Limit (dBuV/m)	Margin (dB)	Detector	Height (cm)	Degree (deg.)	Remark
1	5150.000	47.82	0.51	48.33	74.00	-25.67	peak			
2	5150.000	36.43	0.51	36.94	54.00	-17.06	AVG			

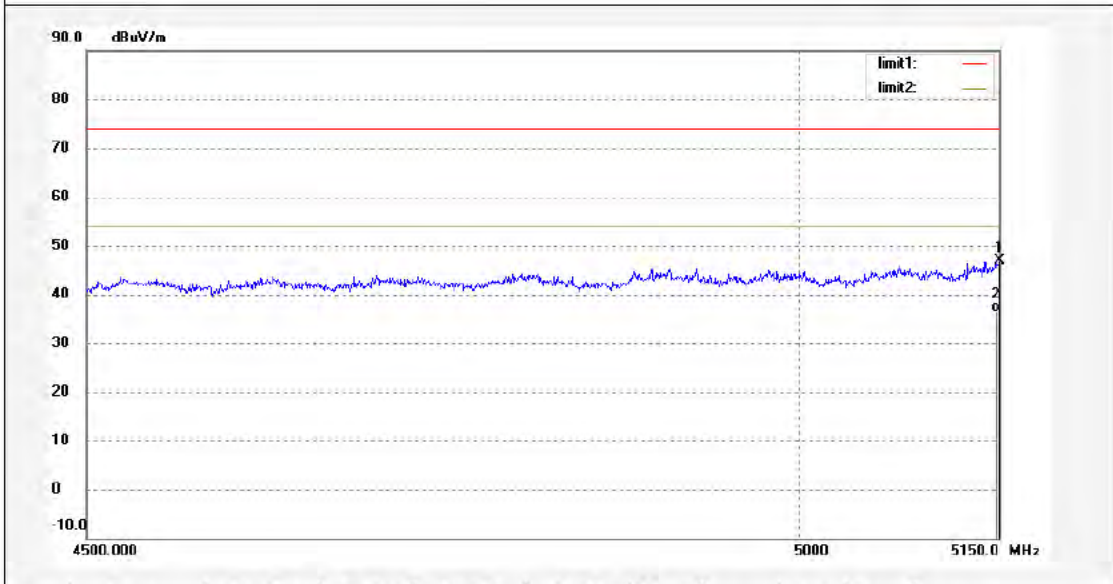


**ACCURATE TECHNOLOGY CO., LTD.**  
 F1,Bldg,A,Changyuan New Material Port Keyuan Rd,  
 Science & Industry Park,Nanshan Shenzhen,P.R.China

Site: 2# Chamber  
 Tel:+86-0755-26503290  
 Fax:+86-0755-26503396

Job No.: Ian2015-2 #572	Polarization: Vertical
Standard: FCC (Band Edge)	Power Source: AC 120V/60Hz
Test item: Radiation Test	Date: 2015/06/17
Temp.( C)/Hum.(%) 23 C / 48 %	Time:
EUT: 10.1"Android Tablet PC	Engineer Signature:
Mode: TX 5180MHz	Distance: 3m
Model: NS-P16AT10	
Manufacturer: Lightcomm Technology Co., Ltd.	

Note: 802.11a



No.	Freq. (MHz)	Reading (dBuV/m)	Factor (dB)	Result (dBuV/m)	Limit (dBuV/m)	Margin (dB)	Detector	Height (cm)	Degree (deg.)	Remark
1	5150.000	46.45	0.51	46.96	74.00	-27.04	peak			
2	5150.000	35.86	0.51	36.37	54.00	-17.63	AVG			



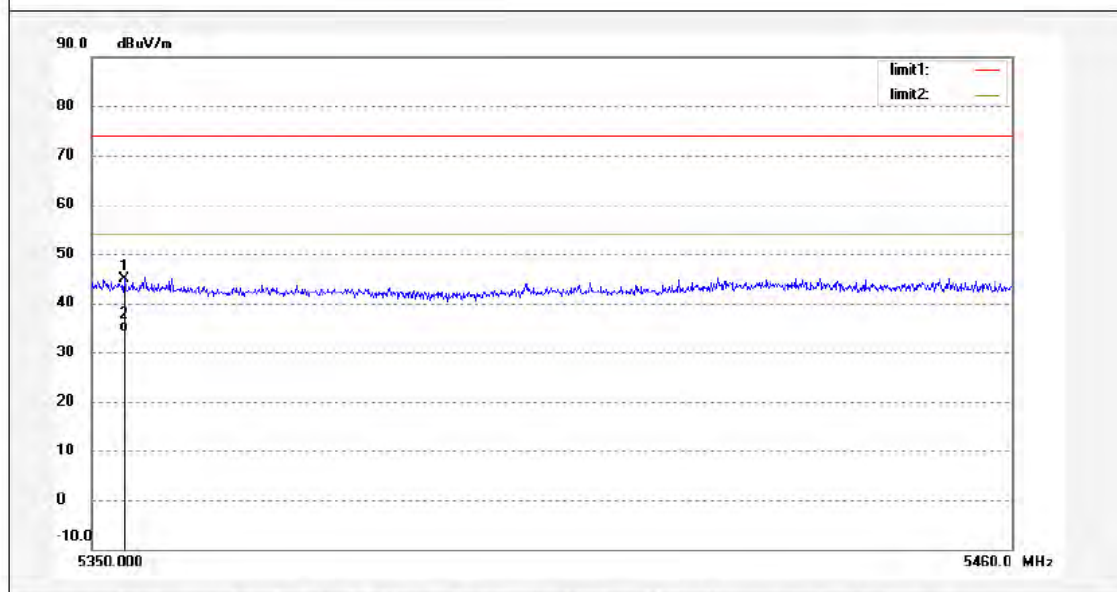
**ACCURATE TECHNOLOGY CO., LTD.**

F1,Bldg,A,Changyuan New Material Port Keyuan Rd,  
 Science & Industry Park,Nanshan Shenzhen,P.R.China

Site: 2# Chamber  
 Tel:+86-0755-26503290  
 Fax:+86-0755-26503396

Job No.: Ian2015-2 #573	Polarization: Vertical
Standard: FCC (Band Edge)	Power Source: AC 120V/60Hz
Test item: Radiation Test	Date: 2015/06/17
Temp.( C)/Hum.(%) 23 C / 48 %	Time:
EUT: 10.1"Android Tablet PC	Engineer Signature:
Mode: TX 5240MHz	Distance: 3m
Model: NS-P16AT10	
Manufacturer: Lightcomm Technology Co., Ltd.	

Note: 802.11a



No.	Freq. (MHz)	Reading (dBuV/m)	Factor (dB)	Result (dBuV/m)	Limit (dBuV/m)	Margin (dB)	Detector	Height (cm)	Degree (deg.)	Remark
1	5353.850	44.08	0.83	44.91	74.00	-29.09	peak			
2	5353.850	33.24	0.83	34.07	54.00	-19.93	AVG			





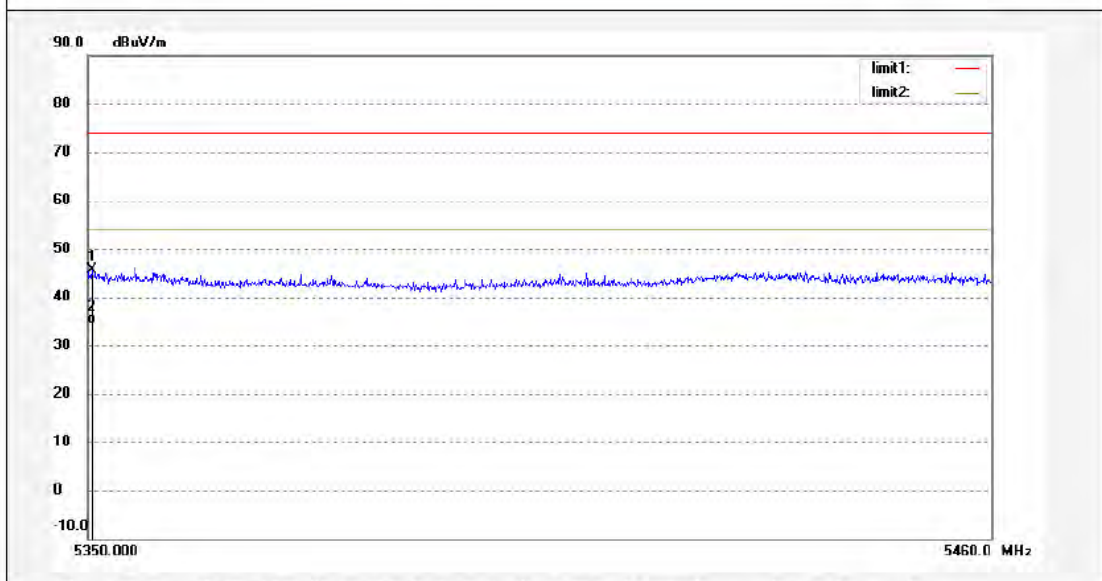
**ACCURATE TECHNOLOGY CO., LTD.**

F1,Bldg,A,Changyuan New Material Port Keyuan Rd,  
 Science & Industry Park,Nanshan Shenzhen,P.R.China

Site: 2# Chamber  
 Tel:+86-0755-26503290  
 Fax:+86-0755-26503396

Job No.: lan2015-2 #574	Polarization: Horizontal
Standard: FCC (Band Edge)	Power Source: AC 120V/60Hz
Test item: Radiation Test	Date: 2015/06/17
Temp.( C)/Hum.(%) 23 C / 48 %	Time:
EUT: 10.1"Android Tablet PC	Engineer Signature:
Mode: TX 5240MHz	Distance: 3m
Model: NS-P16AT10	
Manufacturer: Lightcomm Technology Co., Ltd.	

Note: 802.11a



No.	Freq. (MHz)	Reading (dBuV/m)	Factor (dB)	Result (dBuV/m)	Limit (dBuV/m)	Margin (dB)	Detector	Height (cm)	Degree (deg.)	Remark
1	5350.440	44.71	0.84	45.55	74.00	-28.45	peak			
2	5350.440	33.62	0.84	34.46	54.00	-19.54	AVG			



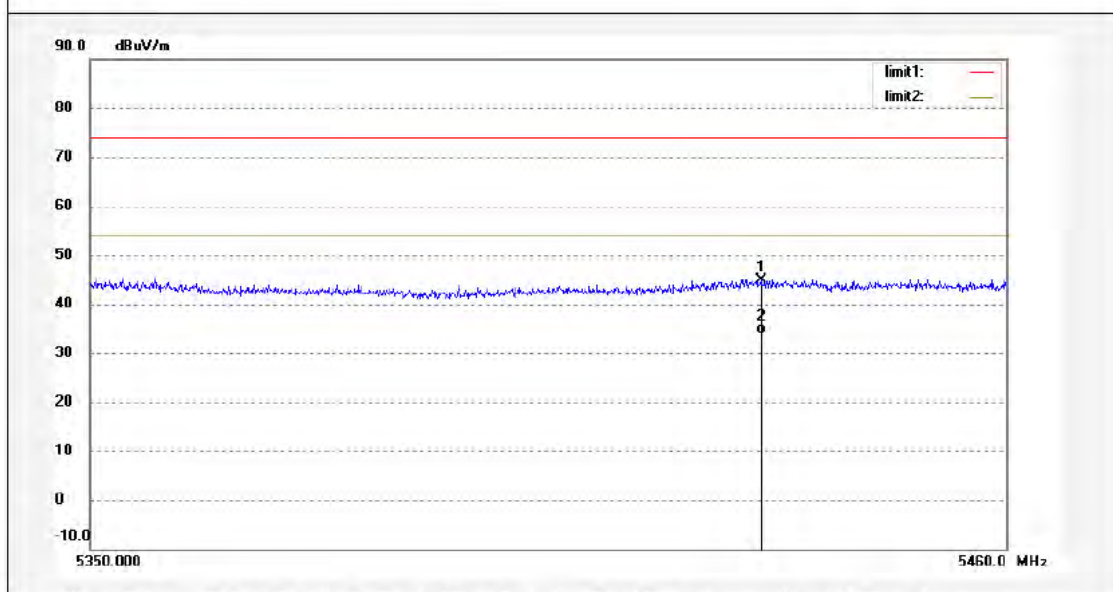
**ACCURATE TECHNOLOGY CO., LTD.**

F1,Bldg,A,Changyuan New Material Port Keyuan Rd,  
 Science & Industry Park,Nanshan Shenzhen,P.R.China

Site: 2# Chamber  
 Tel:+86-0755-26503290  
 Fax:+86-0755-26503396

Job No.: Ian2015-2 #575	Polarization: Horizontal
Standard: FCC (Band Edge)	Power Source: AC 120V/60Hz
Test item: Radiation Test	Date: 2015/06/17
Temp.( C)/Hum.(%) 23 C / 48 %	Time:
EUT: 10.1"Android Tablet PC	Engineer Signature:
Mode: TX 5745MHz	Distance: 3m
Model: NS-P16AT10	
Manufacturer: Lightcomm Technology Co., Ltd.	

Note: 802.11a



No.	Freq. (MHz)	Reading (dBuV/m)	Factor (dB)	Result (dBuV/m)	Limit (dBuV/m)	Margin (dB)	Detector	Height (cm)	Degree (deg.)	Remark
1	5430.410	44.14	0.82	44.96	74.00	-29.04	peak			
2	5430.410	32.97	0.82	33.79	54.00	-20.21	AVG			



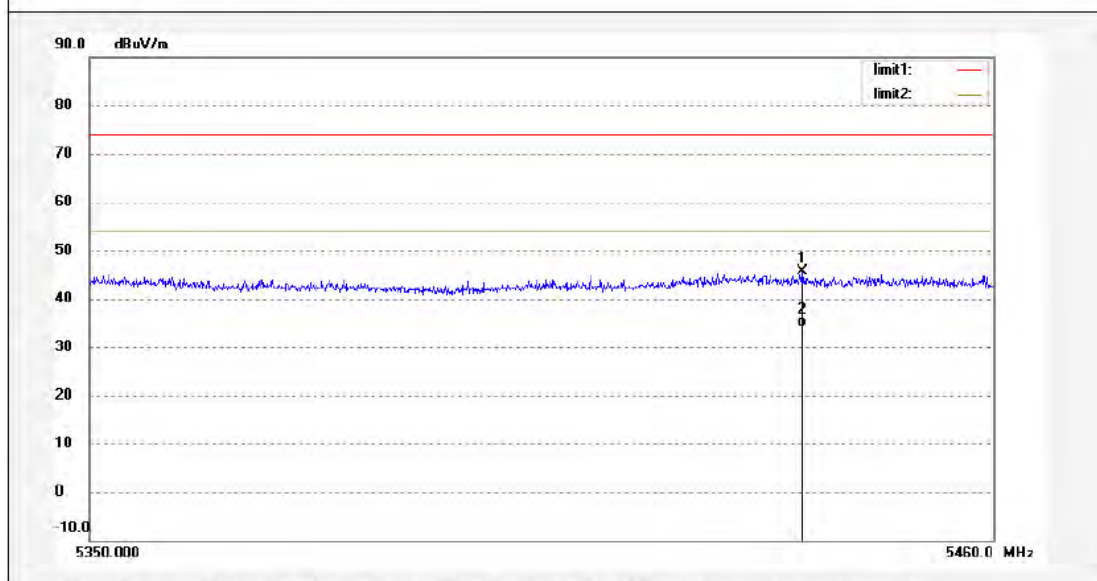
**ACCURATE TECHNOLOGY CO., LTD.**

F1,Bldg,A,Changyuan New Material Port Keyuan Rd,  
 Science & Industry Park,Nanshan Shenzhen,P.R.China

Site: 2# Chamber  
 Tel:+86-0755-26503290  
 Fax:+86-0755-26503396

Job No.: Ian2015-2 #576	Polarization: Vertical
Standard: FCC (Band Edge)	Power Source: AC 120V/60Hz
Test item: Radiation Test	Date: 2015/06/17
Temp.( C)/Hum.(%) 23 C / 48 %	Time:
EUT: 10.1"Android Tablet PC	Engineer Signature:
Mode: TX 5745MHz	Distance: 3m
Model: NS-P16AT10	
Manufacturer: Lightcomm Technology Co., Ltd.	

Note: 802.11a



No.	Freq. (MHz)	Reading (dBuV/m)	Factor (dB)	Result (dBuV/m)	Limit (dBuV/m)	Margin (dB)	Detector	Height (cm)	Degree (deg.)	Remark
1	5436.680	44.65	0.86	45.51	74.00	-28.49	peak			
2	5436.680	33.17	0.86	34.03	54.00	-19.97	AVG			



**ACCURATE TECHNOLOGY CO., LTD.**  
 F1,Bldg,A,Changyuan New Material Port Keyuan Rd,  
 Science & Industry Park,Nanshan Shenzhen,P.R.China

Site: 2# Chamber  
 Tel:+86-0755-26503290  
 Fax:+86-0755-26503396

Job No.: Ian2015-2 #577	Polarization: Vertical
Standard: FCC (Band Edge)	Power Source: AC 120V/60Hz
Test item: Radiation Test	Date: 2015/06/17
Temp.( C)/Hum.(%) 23 C / 48 %	Time:
EUT: 10.1"Android Tablet PC	Engineer Signature:
Mode: TX 5825MHz	Distance: 3m
Model: NS-P16AT10	
Manufacturer: Lightcomm Technology Co., Ltd.	

Note: 802.11a



No.	Freq. (MHz)	Reading (dBuV/m)	Factor (dB)	Result (dBuV/m)	Limit (dBuV/m)	Margin (dB)	Detector	Height (cm)	Degree (deg.)	Remark
1	7269.500	44.21	3.12	47.33	74.00	-26.67	peak			
2	7269.500	33.79	3.12	36.91	54.00	-17.09	AVG			



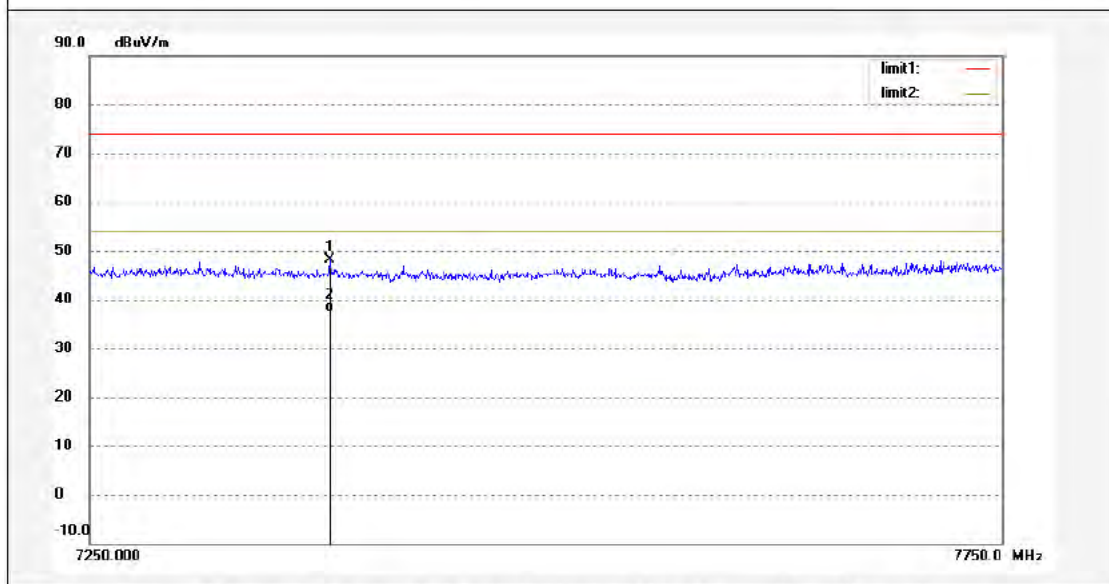
**ACCURATE TECHNOLOGY CO., LTD.**

F1,Bldg,A,Changyuan New Material Port Keyuan Rd,  
 Science & Industry Park,Nanshan Shenzhen,P.R.China

Site: 2# Chamber  
 Tel: +86-0755-26503290  
 Fax: +86-0755-26503396

Job No.: Ian2015-2 #578	Polarization: Horizontal
Standard: FCC (Band Edge)	Power Source: AC 120V/60Hz
Test item: Radiation Test	Date: 2015/06/17
Temp.( C)/Hum.(%) 23 C / 48 %	Time:
EUT: 10.1"Android Tablet PC	Engineer Signature:
Mode: TX 5825MHz	Distance: 3m
Model: NS-P16AT10	
Manufacturer: Lightcomm Technology Co., Ltd.	

Note: 802.11a



No.	Freq. (MHz)	Reading (dBuV/m)	Factor (dB)	Result (dBuV/m)	Limit (dBuV/m)	Margin (dB)	Detector	Height (cm)	Degree (deg.)	Remark
1	7378.500	44.64	3.37	48.01	74.00	-25.99	peak			
2	7378.500	33.91	3.37	37.28	54.00	-16.72	AVG			