



Prüfbericht-Nr.: <i>Test Report No.:</i>	17049861 001	Auftrags-Nr.: <i>Order No.:</i>	164035423	Seite 1 von 31 Page 1 of 31	
Kunden-Referenz-Nr.: <i>Client Reference No.:</i>	N/A	Auftragsdatum: <i>Order date:</i>	07.05.2015		
Auftraggeber: <i>Client:</i>	Lightcomm Technology Co.,Ltd. RM1708-10,17/F,PROSPERITY CENTRE, 25 CHONG YIP STREET,KWUN TONG,HONGKONG				
Prüfgegenstand: <i>Test item:</i>	10.1" Wi-Fi Android Tablet				
Bezeichnung / Typ-Nr.: <i>Identification / Type No.:</i>	NS-P16AT10				
Auftrags-Inhalt: <i>Order content:</i>	FCC Certification				
Prüfgrundlage: <i>Test specification:</i>	CFR47 FCC Part 15: Subpart C Section 15.247 CFR47 FCC Part 15: Subpart C Section 15.207 CFR47 FCC Part 15: Subpart C Section 15.209				
Wareneingangsdatum: <i>Date of receipt:</i>	04.05.2015				
Prüfmuster-Nr.: <i>Test sample No.:</i>	A000221149-002, A000221149-003				
Prüfzeitraum: <i>Testing period:</i>	28.05.2015 - 25.06.2015				
Ort der Prüfung: <i>Place of testing:</i>	Accurate Technology Co., Ltd.				
Prüflaboratorium: <i>Testing laboratory:</i>	TÜV Rheinland (Shenzhen) Co., Ltd.				
Prüfergebnis*: <i>Test result*:</i>	Pass				
geprüft von / tested by:			kontrolliert von / reviewed by:		
30-06-2015	Lin Lin / Project Manager		30-06-2015	Sam Lin/Technical Certifier	
Datum <i>Date</i>	Name / Stellung <i>Name / Position</i>	Unterschrift <i>Signature</i>	Datum <i>Date</i>	Name / Stellung <i>Name / Position</i>	Unterschrift <i>Signature</i>
Sonstiges / Other: FCC ID: XMF-NSP16AT10 This test report is for approval of 2.4G band operation.					
Zustand des Prüfgegenstandes bei Anlieferung: <i>Condition of the test item at delivery:</i>			Prüfmuster vollständig und unbeschädigt <i>Test item complete and undamaged</i>		
* Legende: 1 = sehr gut 2 = gut 3 = befriedigend 4 = ausreichend 5 = mangelhaft P(ass) = entspricht o.g. Prüfgrundlage(n) F(ail) = entspricht nicht o.g. Prüfgrundlage(n) N/A = nicht anwendbar N/T = nicht getestet					
Legend: 1 = very good 2 = good 3 = satisfactory 4 = sufficient 5 = poor P(ass) = passed a.m. test specification(s) F(ail) = failed a.m. test specification(s) N/A = not applicable N/T = not tested					
Dieser Prüfbericht bezieht sich nur auf das o.g. Prüfmuster und darf ohne Genehmigung der Prüfstelle nicht auszugsweise vervielfältigt werden. Dieser Bericht berechtigt nicht zur Verwendung eines Prüfzeichens. <i>This test report only relates to the a. m. test sample. Without permission of the test center this test report is not permitted to be duplicated in extracts. This test report does not entitle to carry any test mark.</i>					

v04

TEST SUMMARY

5.1.1 ANTENNA REQUIREMENT*RESULT: Pass***5.1.2 PEAK OUTPUT POWER***RESULT: Pass***5.1.3 20dB BANDWIDTH***RESULT: Pass***5.1.4 6dB BANDWIDTH***RESULT: Pass***5.1.5 CONDUCTED SPURIOUS EMISSIONS MEASURED IN 100 KHZ BANDWIDTH***RESULT: Pass***5.1.6 POWER SPECTRAL DENSITY***RESULT: Pass***5.1.7 SPURIOUS EMISSION***RESULT: Pass***5.1.8 FREQUENCY SEPARATION***RESULT: Pass***5.1.9 NUMBER OF HOPPING FREQUENCY***RESULT: Pass***5.1.10 TIME OF OCCUPANCY***RESULT: Pass***5.1.11 CONDUCTED EMISSIONS***RESULT: Pass*

Contents

1.	GENERAL REMARKS	4
1.1	COMPLEMENTARY MATERIALS.....	4
2.	TEST SITES.....	4
2.1	TEST FACILITIES	4
2.2	LIST OF TEST AND MEASUREMENT INSTRUMENTS	5
2.3	TRACEABILITY	5
2.4	CALIBRATION.....	5
2.5	MEASUREMENT UNCERTAINTY	6
2.6	LOCATION OF ORIGINAL DATA	6
2.7	STATUS OF FACILITY USED FOR TESTING	6
3.	GENERAL PRODUCT INFORMATION	7
3.1	PRODUCT FUNCTION AND INTENDED USE	7
3.2	RATINGS AND SYSTEM DETAILS.....	7
3.3	INDEPENDENT OPERATION MODES.....	8
3.4	NOISE GENERATING AND NOISE SUPPRESSING PARTS.....	8
3.5	SUBMITTED DOCUMENTS.....	8
4.	TEST SET-UP AND OPERATION MODES.....	9
4.1	PRINCIPLE OF CONFIGURATION SELECTION	9
4.2	TEST OPERATION AND TEST SOFTWARE	9
4.3	SPECIAL ACCESSORIES AND AUXILIARY EQUIPMENT	9
4.4	COUNTERMEASURES TO ACHIEVE EMC COMPLIANCE	9
4.5	TEST SETUP DIAGRAM	10
5.	TEST RESULTS	12
5.1	TRANSMITTER REQUIREMENT & TEST SUITES.....	12
5.1.1	<i>Antenna Requirement.....</i>	12
5.1.2	<i>Peak Output Power.....</i>	13
5.1.3	<i>20dB Bandwidth.....</i>	15
5.1.4	<i>6dB Bandwidth.....</i>	16
5.1.5	<i>Conducted Spurious Emissions measured in 100 kHz Bandwidth.....</i>	17
5.1.6	<i>Power spectral density.....</i>	18
5.1.7	<i>Spurious Emission</i>	19
5.1.8	<i>Frequency Separation</i>	20
5.1.9	<i>Number of hopping frequency</i>	24
5.1.10	<i>Time of Occupancy</i>	26
5.1.11	<i>Conducted emissions</i>	27
6.	PHOTOGRAPHS OF THE TEST SET-UP	28
7.	LIST OF TABLES.....	31
8.	LIST OF PHOTOGRAPHS.....	31

1. General Remarks

1.1 Complementary Materials

All attachments are integral parts of this test report. This applies especially to the following appendix:

Appendix A: Test Results

2. Test Sites

2.1 Test Facilities

Accurate Technology Co., Ltd.

(FCC Registration No.: 752051)

(Test site Industry Canada No.: 5077A-2)

F1, Bldg. A, Changyuan New Material Port
Keyuan Rd., Science & Industry Park, Nanshan
Shenzhen, P.R. China

The tests at the test site have been conducted under the supervision of a TÜV engineer.

2.2 List of Test and Measurement Instruments

Table 1: List of Test and Measurement Equipment

Kind of Equipment	Manufacturer	Type	S/N	Calibrated until
Spurious emission and Radiated emission				
Spectrum Analyzer	Rohde&Schwarz	FSV40	101495	2016-01-10
Test Receiver	Rohde & Schwarz	ESCS30	100307	2016-01-10
Bilog Antenna	Schwarzbeck	VULB9163	9163-323	2016-01-10
Loop Antenna	Schwarzbeck	FMZB1516	1516131	2016-01-10
Horn Antenna	Schwarzbeck	BBHA9120D	9120D-655	2016-01-10
Horn Antenna	Schwarzbeck	BBHA9170	9170-359	2016-01-10
Pre-Amplifier	Rohde & Schwarz	CBLU1183540-01	3791	2016-01-10
Radio Test Suite				
Receiver	Rohde & Schwarz	FSV40	101495	2016-01-10
Signal Analyzer	Agilent	N9010A	My53470879	2016-05-17
Power Analyzer	Agilent	PS-X10-200	N/A	2016-05-17
Cable	Agilent	N/A	5#	2016-05-17
Conducted Emission				
Test Receiver	Rohde & Schwarz	ESCS30	100307	2016-01-10
L.I.S.N.	Schwarzbeck	NLSK8126	8126431	2016-01-10
L.I.S.N.	Rohde & Schwarz	ESH3-Z5	100310	2016-01-10
Pulse Limiter	Rohde & Schwarz	ESH3-Z2	100815	2016-01-10
50Ω Coaxial Switch	Anritsu Corp	MP59B	6200283933	2016-01-10
RF Coaxial Cable	SUHNER	N-2m	No.3	2016-01-10

2.3 Traceability

All measurement equipment calibrations are traceable to NIST or where calibration is performed outside the United States, to equivalent nationally recognized standards organizations.

2.4 Calibration

Equipment requiring calibration is calibrated periodically by the manufacturer or according to manufacturer's specifications. Additionally all equipment is verified for proper performance on a regular basis using in house standards or comparisons.

2.5 Measurement Uncertainty

Table 2: Measurement Uncertainty

Parameter	Uncertainty
Radio Spectrum	< ± 0.60 dB
Radiated emission of transmitter, valid up to 12.75 GHz	< ± 4.42 dB
Radiated emission of receiver, valid up to 12.75 GHz	< ± 4.42 dB
Conducted Emission	< ± 2.23 dB
Radiated Emission	< ± 4.42 dB

2.6 Location of Original Data

The original copies of all test data taken during actual testing were retained in the TÜV Rheinland (Shenzhen) file for certification follow-up purposes.

2.7 Status of Facility Used for Testing

Accurate Technology Co., Ltd. test facility located at F1, Bldg. A, Changyuan New Material Port Keyuan Rd., Science & Industry Park, Nanshan, Shenzhen, P.R. China is listed on the US Federal Communications Commission list of facilities approved to perform measurements.

3. General Product Information

3.1 Product Function and Intended Use

The EUT is 10" tablet with Wi-Fi & Bluetooth function.
 For details refer to the User Manual and Circuit Diagram.

3.2 Ratings and System Details

Table 3: Technical Specification

Device type:	Portable device				
EUT Name:	10.1" Wi-Fi Android Tablet				
Type Identification:	NS-P16AT10				
FCC ID:	XMF-NSP16AT10				
Operating mode(s) / WiFi:	802.11a	802.11b	802.11g	802.11n HT20	802.11n HT40
Test modulation	OFDM	DSSS	OFDM	OFDM	OFDM
Transmit Frequency Range (MHz):	5180- 5240; 5745-5825	2412-2462	2412-2462	2412- 2462	2422-2452
Operating mode(s) / Bluetooth:	Bluetooth 4.0 Dual mode				
Test modulation	GFSK, $\pi/4$ DQPSK, 8DPSK				
Transmit Frequency Range (MHz):	2402-2480				
Antenna type:	Integrated antenna				
Antenna Gain	2.4GHz: 2.6dBi; 5GHz: 2.8dBi				
Input Rating	5Vdc, 2A				
Battery	3.7Vdc				

3.3 Independent Operation Modes

The basic operation modes are:

- A. On
 - 1. Bluetooth mode (BDR & EDR mode)
 - a. Transmitting
 - i. Low Channel
 - ii. Middle Channel
 - iii. High Channel
 - b. Receiving
 - 2. Bluetooth mode (LE mode)
 - a. Transmitting
 - i. Low Channel
 - ii. Middle Channel
 - iii. High Channel
 - b. Receiving
 - 3. Wi-Fi mode
 - a. Transmitting
 - i. Low Channel
 - ii. Middle Channel
 - iii. High Channel
 - b. Receiving
- B. Standby
- C. Off

3.4 Noise Generating and Noise Suppressing Parts

Refer to the Circuit Diagram.

3.5 Submitted Documents

- Bill of Material
- PCB Layout
- Photo Document
- Circuit Diagram
- Instruction Manual
- Rating Label

4. Test Set-up and Operation Modes

4.1 Principle of Configuration Selection

The equipment under test (EUT) was configured to measure its maximum power level. The test modes were adapted accordingly in reference to the instructions for use.

4.2 Test Operation and Test Software

Test operation refers to test setup in chapter 5. All testing were performed according to the procedures in ANSI C63.4: 2003.

4.3 Special Accessories and Auxiliary Equipment

The EUT was tested together with the following accessories:

Description	Manufacturer	Part No.	Rating
AC/DC Adapter	HUIKE	HK15-HASF0502000	100-240Vac, 50/60Hz

The EUT was tested with following cables:

Interface(s)/Port(s):	Max. cable length, shielding	Cable classification
USB Cable	Shielding USB cable	Type B USB cable

4.4 Countermeasures to achieve EMC Compliance

The test sample which has been tested contained the noise suppression parts as described in the Constructional Data Form or the Technical Construction File. No additional measures were employed to achieve compliance.

4.5 Test Setup Diagram

Diagram of Measurement Configuration for Radiation Test

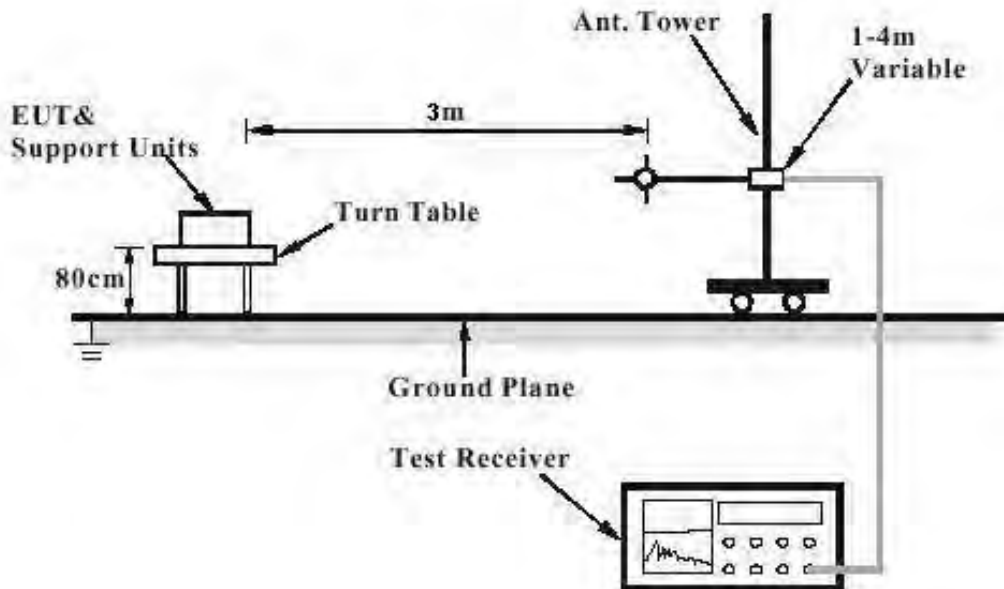


Diagram of Measurement Equipment Configuration for Conduction Measurement

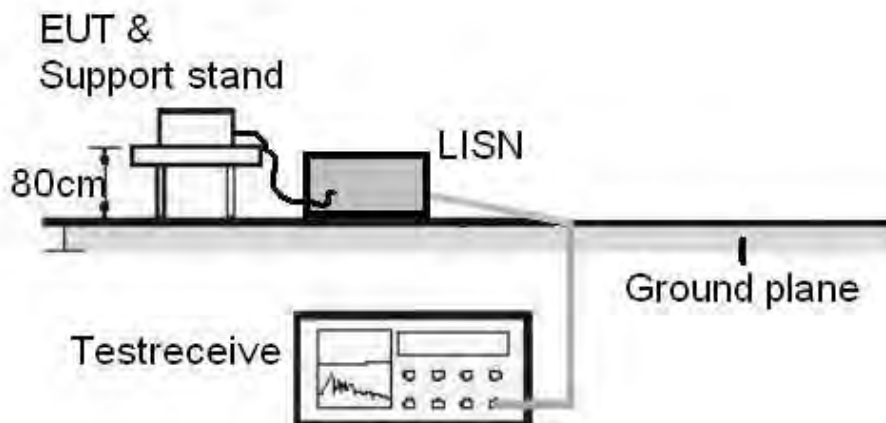
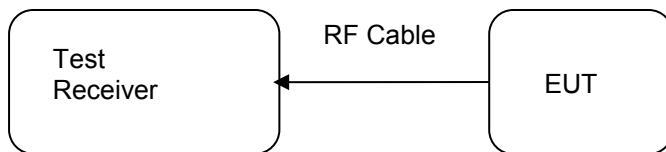


Diagram of Measurement Equipment Configuration for Transmitter Measurement

5. Test Results

5.1 Transmitter Requirement & Test Suites

5.1.1 Antenna Requirement

RESULT:**Pass**

Test standard : FCC Part 15.247(b)(4) and Part 15.203
Limit The use of antennas with directional gains that do not exceed 6dBi

According to the manufacturer declared, the EUT has an internal antenna, the maximum directional gain of antenna is 2.6dBi, and the antenna connector is designed with permanent attachment and no consideration of replacement. Therefore the EUT is considered sufficient to comply with the provision.

5.1.2 Peak Output Power

RESULT:
Pass

Test standard : FCC Part 15.247(b)(1)
 FCC Part 15.247(b)(3)
 Basic standard : ANSI C63.4: 2003
 DA00-705
 Clause 9.1 of KDB 558074 v03r03
 Limit : 1W
 Kind of test site : Shielded room

Test setup

Test Channel : Low/ Middle/ High
 Operation Mode : A.1.a, A.2.a, A.3.a
 Ambient temperature : 23°C
 Relative humidity : 48%
 Atmospheric pressure : 101kPa

Table 4: Test result of Peak Output Power of Bluetooth (BDR mode)

Channel	Channel Frequency (MHz)	Peak Output Power	Limit
		(dBm)	(dBm)
Low Channel	2402	4.16	30
Middle Channel	2441	4.09	30
High Channel	2480	4.19	30

Table 5: Test result of Peak Output Power of Bluetooth (EDR mode)

Channel	Channel Frequency (MHz)	Peak Output Power	Limit
		(dBm)	(dBm)
Low Channel	2402	3.86	30
Middle Channel	2441	3.80	30
High Channel	2480	3.85	30

Table 6: Test result of Peak Output Power of Bluetooth (LE mode)

Channel	Channel Frequency (MHz)	Peak Output Power	Limit
		(dBm)	(dBm)
Low Channel	2402	-3.36	30
Middle Channel	2440	-3.63	30
High Channel	2480	-3.82	30

Table 7: Test result of Peak Output Power of Wi-F (802.11b)

Channel	Channel Frequency (MHz)	Peak Output Power	Limit
		(dBm)	(dBm)
Low Channel	2412	14.2	30
Middle Channel	2437	13.8	30
High Channel	2462	13.7	30

Table 8: Test result of Peak Output Power of Wi-Fi (802.11g)

Channel	Channel Frequency (MHz)	Peak Output Power	Limit
		(dBm)	(dBm)
Low Channel	2412	14.3	30
Middle Channel	2437	14.2	30
High Channel	2462	14.4	30

Table 9: Test result of Peak Output Power of Wi-Fi (802.11n H20)

Channel	Channel Frequency (MHz)	Peak Output Power	Limit
		(dBm)	(dBm)
Low Channel	2412	14.1	30
Middle Channel	2437	13.8	30
High Channel	2462	13.9	30

Table 10: Test result of Peak Output Power of Wi-Fi (802.11n H40)

Channel	Channel Frequency (MHz)	Peak Output Power	Limit
		(dBm)	(dBm)
Low Channel	2422	13.9	30
Middle Channel	2437	13.7	30
High Channel	2452	13.6	30

5.1.3 20dB Bandwidth

RESULT:
Pass

Test standard : FCC Part 15.247(a)(1)
 Basic standard : ANSI C63.4: 2003
 DA 00-705

Kind of test site : Shielded room

Test setup

Test Channel : Low/ Middle/ High
 Operation Mode : A.1.a
 Ambient temperature : 23°C
 Relative humidity : 48%
 Atmospheric pressure : 101kPa

Table 11: Test result of 20dB Bandwidth of BDR mode

Channel	Channel Frequency (MHz)	20dB Bandwidth (MHz)
Low Channel	2402	0.634
Mid Channel	2441	0.634
High Channel	2480	0.634

Table 12: Test result of 20dB Bandwidth of EDR mode

Channel	Channel Frequency (MHz)	20dB Bandwidth (MHz)
Low Channel	2402	0.786
Mid Channel	2441	0.786
High Channel	2480	0.786

5.1.4 6dB Bandwidth

RESULT:
Pass

Test standard : FCC Part 15.247(a)(2)
 Basic standard : ANSI C63.4: 2003
 Clause 8 of KDB 558074 v03r03
 Kind of test site : Shielded room

Test setup

Test Channel : Low/ Middle/ High
 Operation Mode : A.2.a, A.3.a
 Ambient temperature : 23°C
 Relative humidity : 48%
 Atmospheric pressure : 101kPa

Table 13: Test result of 6dB Bandwidth of Bluetooth, LE mode

Channel	Channel Frequency (MHz)	6dB Bandwidth (MHz)
Low Channel	2402	0.308
Mid Channel	2440	0.417
High Channel	2480	0.352

Table 14: Test result of 6dB Bandwidth of 802.11b

Channel	Channel Frequency (MHz)	6dB Bandwidth (MHz)
Low Channel	2412	10.1
Mid Channel	2437	10.1
High Channel	2462	10.1

Table 15: Test result of 6dB Bandwidth of 802.11g

Channel	Channel Frequency (MHz)	6dB Bandwidth (MHz)
Low Channel	2412	16.4
Mid Channel	2437	16.4
High Channel	2462	16.4

Table 16: Test result of 6dB Bandwidth of 802.11n HT20

Channel	Channel Frequency (MHz)	6dB Bandwidth (MHz)
Low Channel	2412	17.67
Mid Channel	2437	17.67
High Channel	2462	17.67

Table 17: Test result of 6dB Bandwidth of 802.11n HT40

Channel	Channel Frequency (MHz)	6dB Bandwidth (MHz)
Low Channel	2422	36.0
Mid Channel	2437	35.9
High Channel	2452	35.9

5.1.5 Conducted Spurious Emissions measured in 100 kHz Bandwidth

RESULT:
Pass

Test standard : FCC part 15.247(d)
 Basic standard : ANSI C63.4: 2003
 Limit : 20dB (below that in the 100kHz bandwidth within the band that contains the highest level of the desired power with the peak conducted output power)
 Kind of test site : Shield room

Test setup

Test Channel : Low/ Middle/ High
 Operation mode : A.1.a, A.2.a, A.3.a
 Ambient temperature : 23°C
 Relative humidity : 48%
 Atmospheric pressure : 101kPa

For details refer to test plots in Appendix A.

5.1.6 Power spectral density

RESULT:
Pass

Test standard : FCC part 15.247(e)
 Basic standard : ANSI C63.4: 2003
 : Clause 10 of KDB 558074 v03r03
 Limit : 8dBm/3kHz
 Kind of test site : Shield room

Test setup

Test Channel : Low/ Middle/ High
 Operation mode : A.2.a, A.3.a
 Ambient temperature : 25°C
 Relative humidity : 52%
 Atmospheric pressure : 101kPa

Table 18: Test result of power spectral density:

Mode	Channel (MHz)	Result (dBm/3kHz)	Limit (dBm/3kHz)	Conclusion
Bluetooth LE mode	2402	-18.95	8	Pass
	2440	-19.31	8	Pass
	2480	-19.36	8	Pass
802.11b	2412	-13.36	8	Pass
	2437	-13.94	8	Pass
	2462	-14.23	8	Pass
802.11g	2412	-13.81	8	Pass
	2437	-13.03	8	Pass
	2462	-12.60	8	Pass
802.11n HT20	2412	-14.80	8	Pass
	2437	-12.82	8	Pass
	2462	-12.50	8	Pass
802.11n HT40	2422	-15.25	8	Pass
	2437	-14.13	8	Pass
	2452	-14.81	8	Pass

5.1.7 Spurious Emission

RESULT:**Pass**

Test standard : FCC part 15.247(d)
Basic standard : ANSI C63.4: 2003
DA 00-705
Clause 11 of KDB 558074 v03r03
Limits : FCC part 15.209(a)
Kind of test site : 3m Semi-Anechoic Chamber

Test setup

Test Channel : Low/ Middle/ High
Operation mode : A.1.a, A.2.a, A.3.a
Ambient temperature : 23°C
Relative humidity : 48%
Atmospheric pressure : 101kPa

For details refer to test plots in Appendix A.

5.1.8 Frequency Separation

RESULT:
Pass

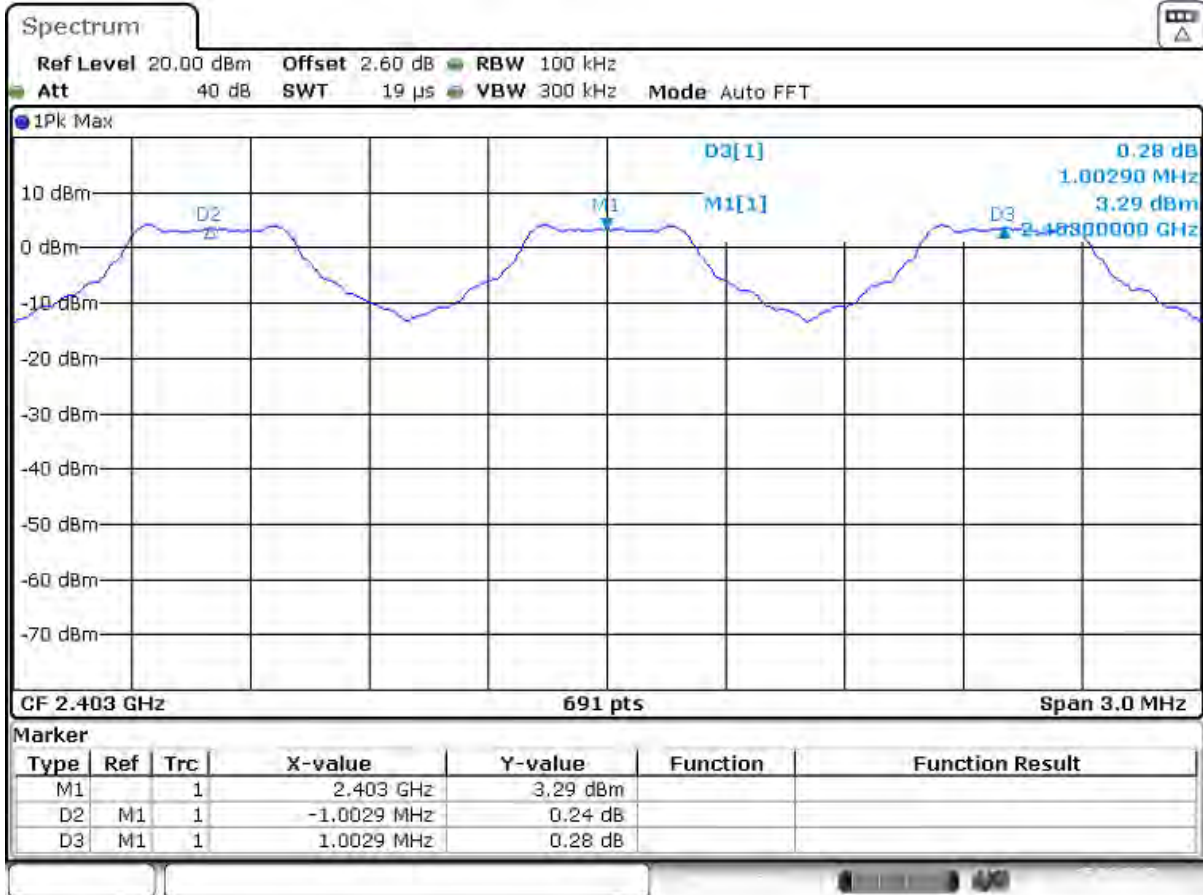
Test standard : FCC part 15.247(a)(1)
 Basic standard : ANSI C63.4: 2003
 DA 00-705
 Limit : $\geq 25\text{kHz}$ or two-thirds of 20dB bandwidth, whichever is greater
 Kind of test site : Shield room

Test setup

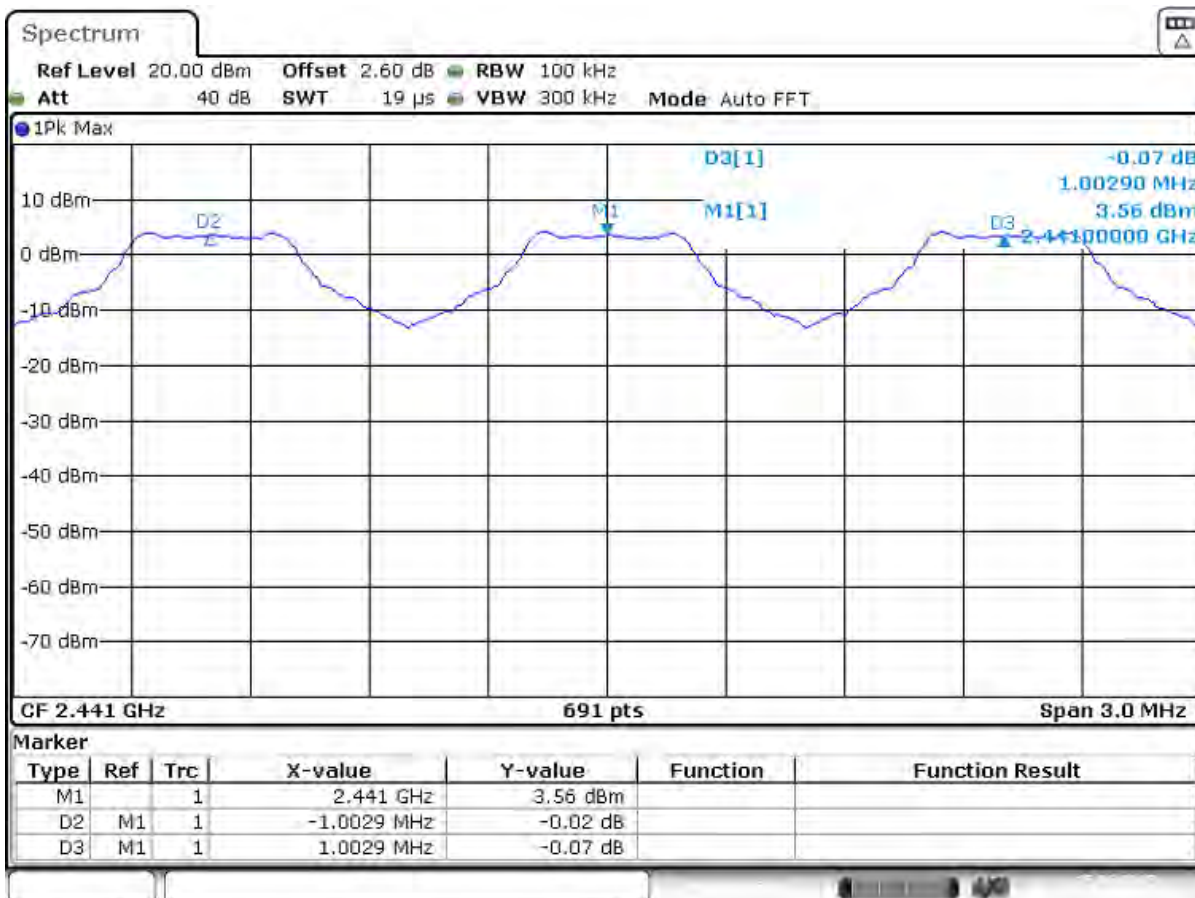
Test Channel : Low/ Middle/ High
 Operation Mode : A.1.a
 Ambient temperature : 23°C
 Relative humidity : 48%
 Atmospheric pressure : 101kPa

Table 19: Test result of Frequency Separation

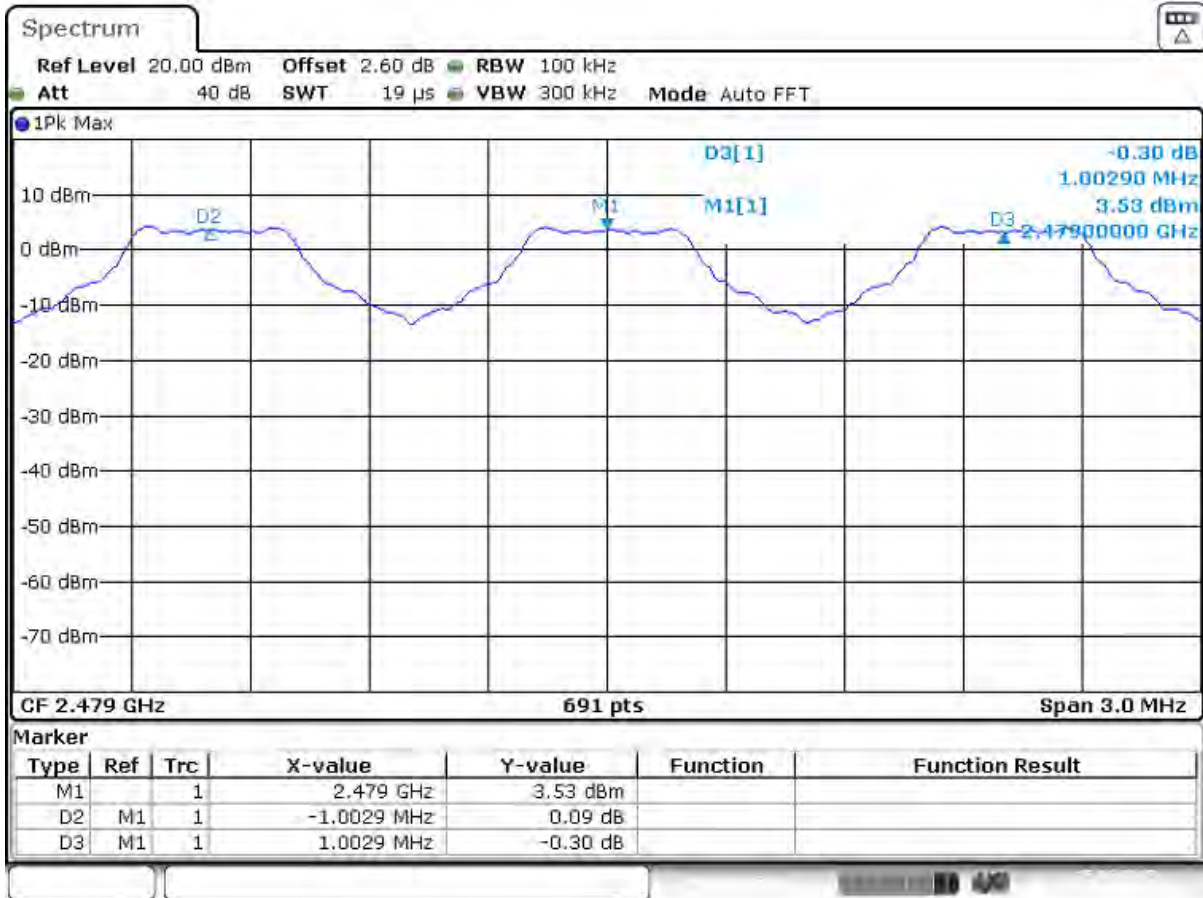
Channel	Channel Frequency (MHz)	Measured Channel Separation (MHz)	Limit (kHz)	Result
Low Channel	2402	1.003	$\geq 25\text{kHz}$ or two-thirds of 20dB bandwidth	Pass
Adjacency Channel	2403			
Mid Channel	2441	1.003	$\geq 25\text{kHz}$ or two-thirds of 20dB bandwidth	Pass
Adjacency Channel	2442			
High Channel	2479	1.003	$\geq 25\text{kHz}$ or two-thirds of 20dB bandwidth	Pass
Adjacency Channel	2480			

Test Plot of Frequency Separation


Date: 15.JUN.2015 14:59:35



Date: 15.JUN.2015 14:58:28



Date: 15.JUN.2015 14:59:03

5.1.9 Number of hopping frequency

RESULT:

Pass

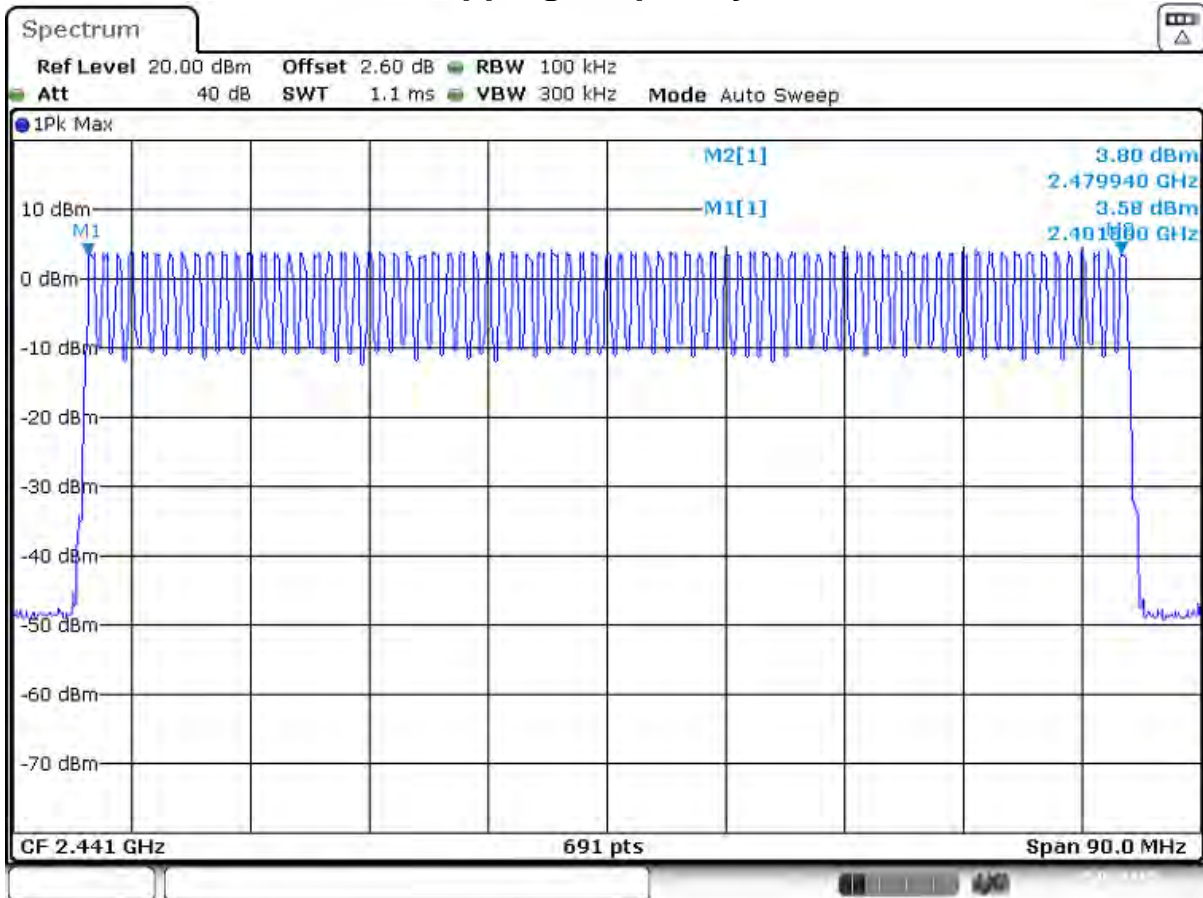
Test standard : FCC part 15.247(a)(1)(iii)
 Basic standard : ANSI C63.4: 2003
 : DA 00-705
 Limits : ≥ 15 non-overlapping channels
 Kind of test site : Shield room

Test setup

Test Channel : Low/ Middle/ High
 Operation Mode : A.1.a
 Ambient temperature : 23°C
 Relative humidity : 48%
 Atmospheric pressure : 101kPa

Table 20: Test result of Number of hopping frequency

Frequency Range	Measured Quantity of Hopping Channel	Limit	Result
2402 to 2480MHz	79	≥ 15	Pass

Test Plot of Number of hopping frequency


Date: 15.JUN.2015 14:54:41

5.1.10 Time of Occupancy

RESULT:
Pass

Test standard : FCC part 15.247(a)(1)(iii)
 Basic standard : ANSI C63.4: 2003
 : DA 00-705
 Limits : 0.4s
 Kind of test site : Shield room

Test setup

Test Channel : Low/ Middle/ High
 Operation Mode : A.1.a
 Ambient temperature : 23°C
 Relative humidity : 48%
 Atmospheric pressure : 101kPa

Table 21: Test result of Time of Occupancy

Mode	Packet Type	Channel Frequency (MHz)	Packet Duration [ms]	Number of Hops per Channel	Dwell Time (ms)	Limit [ms]
BDR	DH1	2402	0.4	278	111.2	400
		2441	0.4	280	112	400
		2480	0.4	285	114	400
	DH3	2402	1.7	147	249.9	400
		2441	1.7	160	272	400
		2480	1.7	160	272	400
	DH5	2402	2.9	107	310.3	400
		2441	2.9	109	316.1	400
		2480	2.9	99	287.1	400
EDR	DH1	2402	0.4	283	113.2	400
		2441	0.4	285	114	400
		2480	0.4	271	108.4	400
	DH3	2402	1.7	158	268.6	400
		2441	1.7	148	251.6	400
		2480	1.7	153	260.1	400
	DH5	2402	2.9	94	272.6	400
		2441	3.0	112	336	400
		2480	3.0	105	315	400

5.1.11 Conducted emissions

RESULT:**Pass**

Test standard	:	FCC Part 15.207
Basic standard	:	ANSI C63.4: 2003
Frequency range	:	0.15 – 30MHz
Limits	:	FCC Part 15.207
Kind of test site	:	Shield room

Test setup

Input Voltage	:	AC 120V, 60Hz
Operation Mode	:	A
Earthing	:	Not Connected
Ambient temperature	:	23°C
Relative humidity	:	48%
Atmospheric pressure	:	101kPa


For details refer to test plot in Appendix A.

6. Photographs of the Test Set-Up


Photograph 1: Set-up for Conducted Emissions




Photograph 2: Set-up for Spurious Emissions below 30MHz




Photograph 3: Set-up for Spurious Emissions, 30MHz-1GHz




Photograph 4: Set-up for Spurious Emissions, 1GHz-18GHz



Photograph 5: Set-up for Spurious Emissions, 18GHz-25GHz



Photograph 6: Set-up for radio spectrum test



7. List of Tables

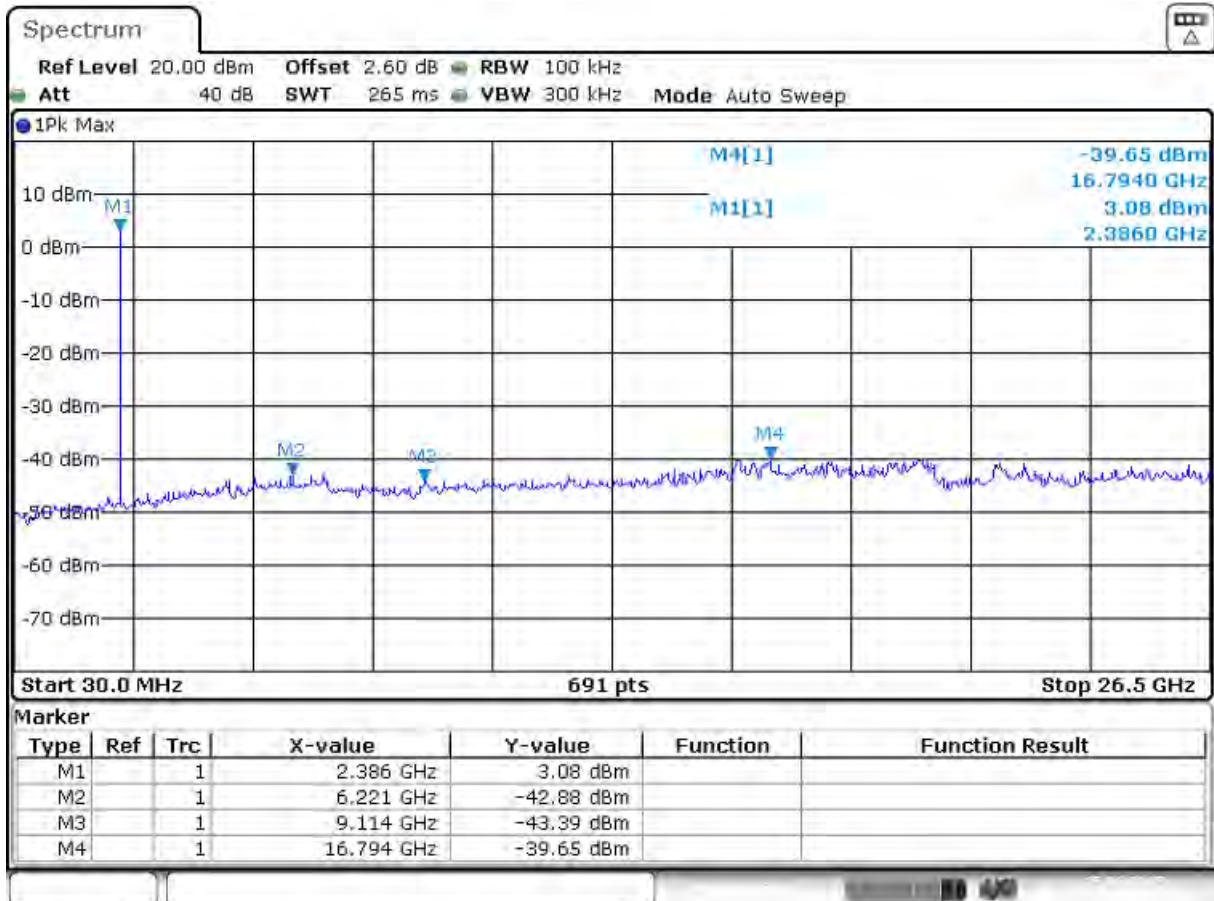
Table 1: List of Test and Measurement Equipment	5
Table 2: Measurement Uncertainty	6
Table 3: Technical Specification	7
Table 4: Test result of Peak Output Power of Bluetooth (BDR mode)	13
Table 5: Test result of Peak Output Power of Bluetooth (EDR mode)	13
Table 6: Test result of Peak Output Power of Bluetooth (LE mode).....	13
Table 7: Test result of Peak Output Power of Wi-F (802.11b).....	14
Table 8: Test result of Peak Output Power of Wi-Fi (802.11g).....	14
Table 9: Test result of Peak Output Power of Wi-Fi (802.11n H20)	14
Table 10: Test result of Peak Output Power of Wi-Fi (802.11n H40)	14
Table 11: Test result of 20dB Bandwidth of BDR mode	15
Table 12: Test result of 20dB Bandwidth of EDR mode	15
Table 13: Test result of 6dB Bandwidth of Bluetooth, LE mode	16
Table 14: Test result of 6dB Bandwidth of 802.11b.....	16
Table 15: Test result of 6dB Bandwidth of 802.11g.....	16
Table 16: Test result of 6dB Bandwidth of 802.11n HT20	17
Table 17: Test result of 6dB Bandwidth of 802.11n HT40	17
Table 18: Test result of power spectral density:	18
Table 19: Test result of Frequency Separation.....	20
Table 20: Test result of Number of hopping frequency.....	24
Table 21: Test result of Time of Occupancy	26

8. List of Photographs

Photograph 1: Set-up for Conducted Emissions.....	28
Photograph 2: Set-up for Spurious Emissions below 30MHz	28
Photograph 3: Set-up for Spurious Emissions, 30MHz-1GHz	29
Photograph 4: Set-up for Spurious Emissions, 1GHz-18GHz	29
Photograph 5: Set-up for Spurious Emissions, 18GHz-25GHz	30
Photograph 6: Set-up for radio spectrum test.....	30

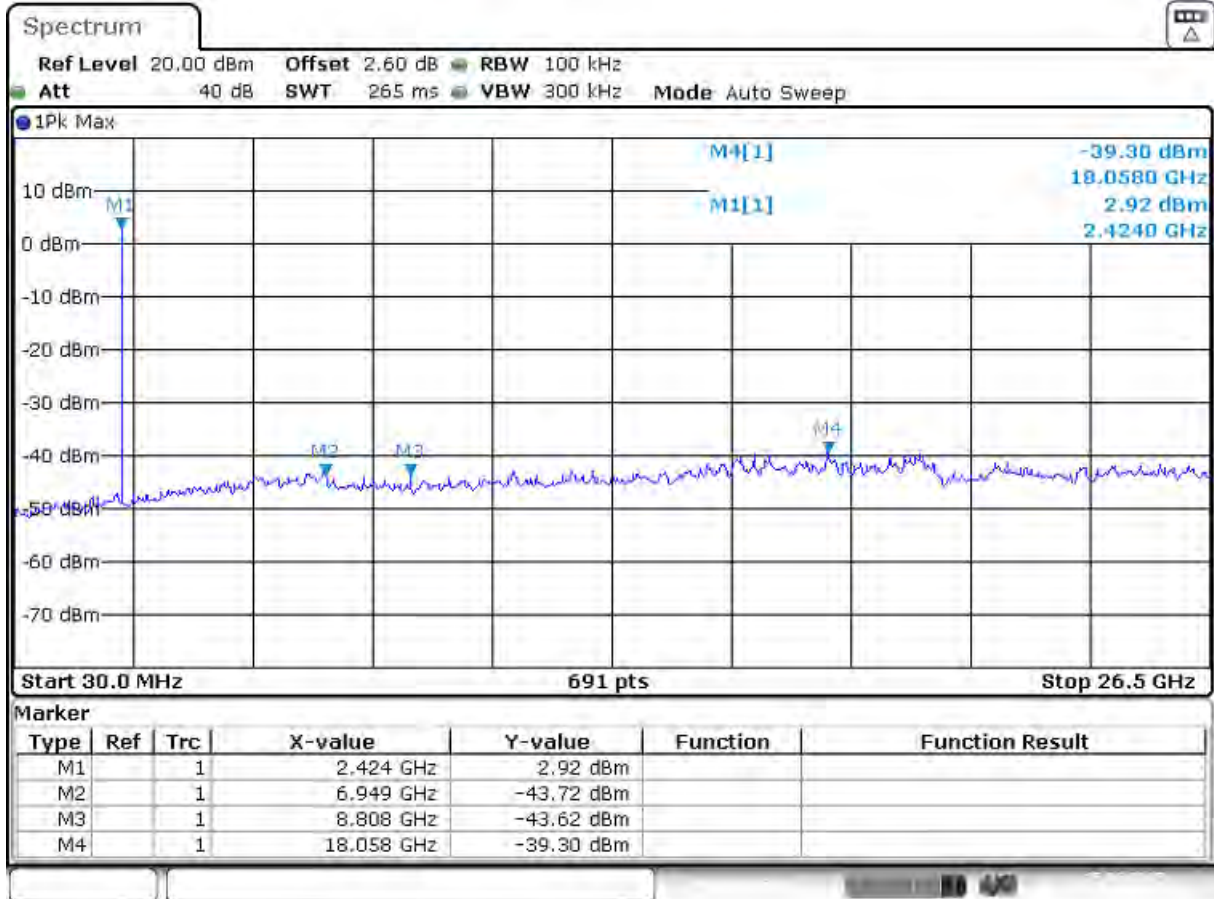
1 Test Plot of Conducted spurious emissions measured in 100kHz Bandwidth of BDR mode

Low Channel



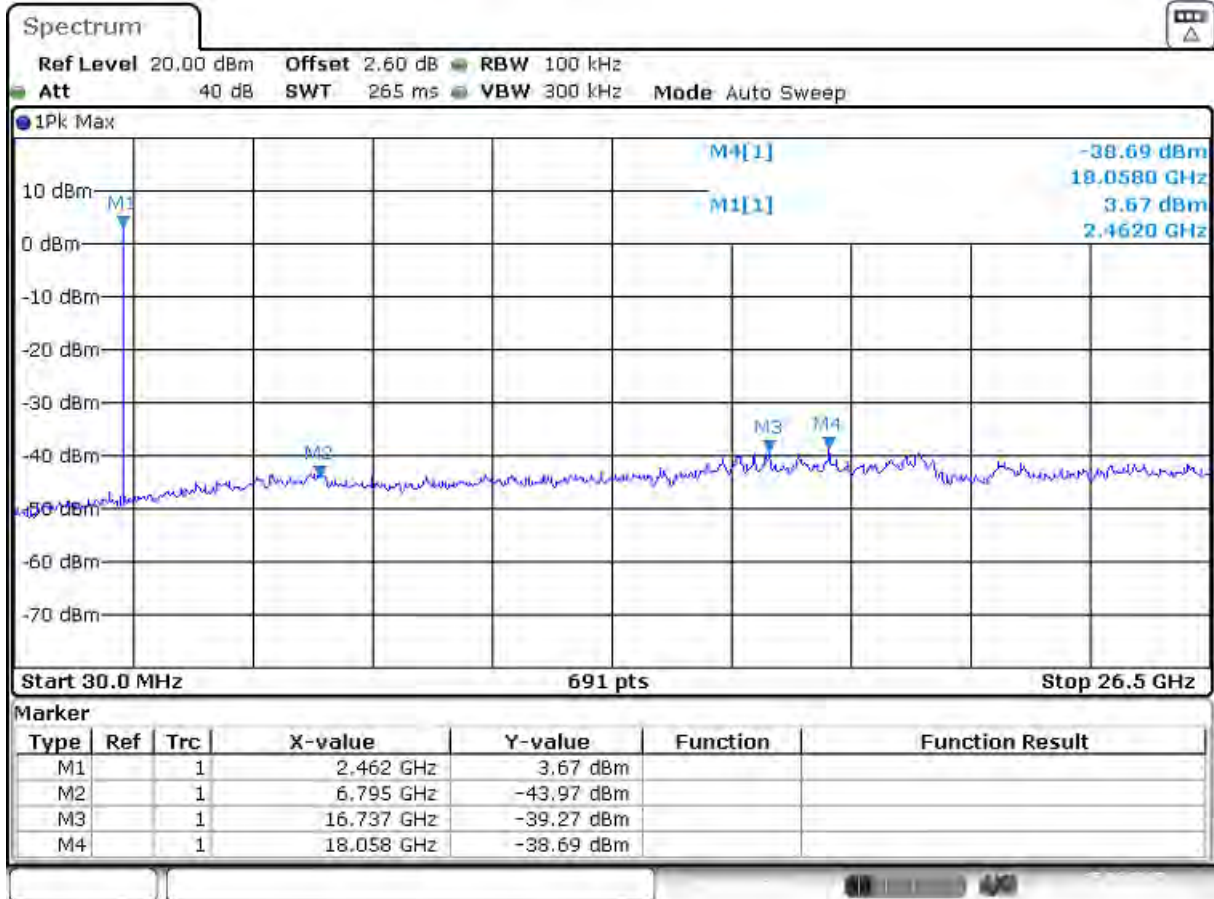
Date: 15.JUN.2015 14:49:23

Middle Channel



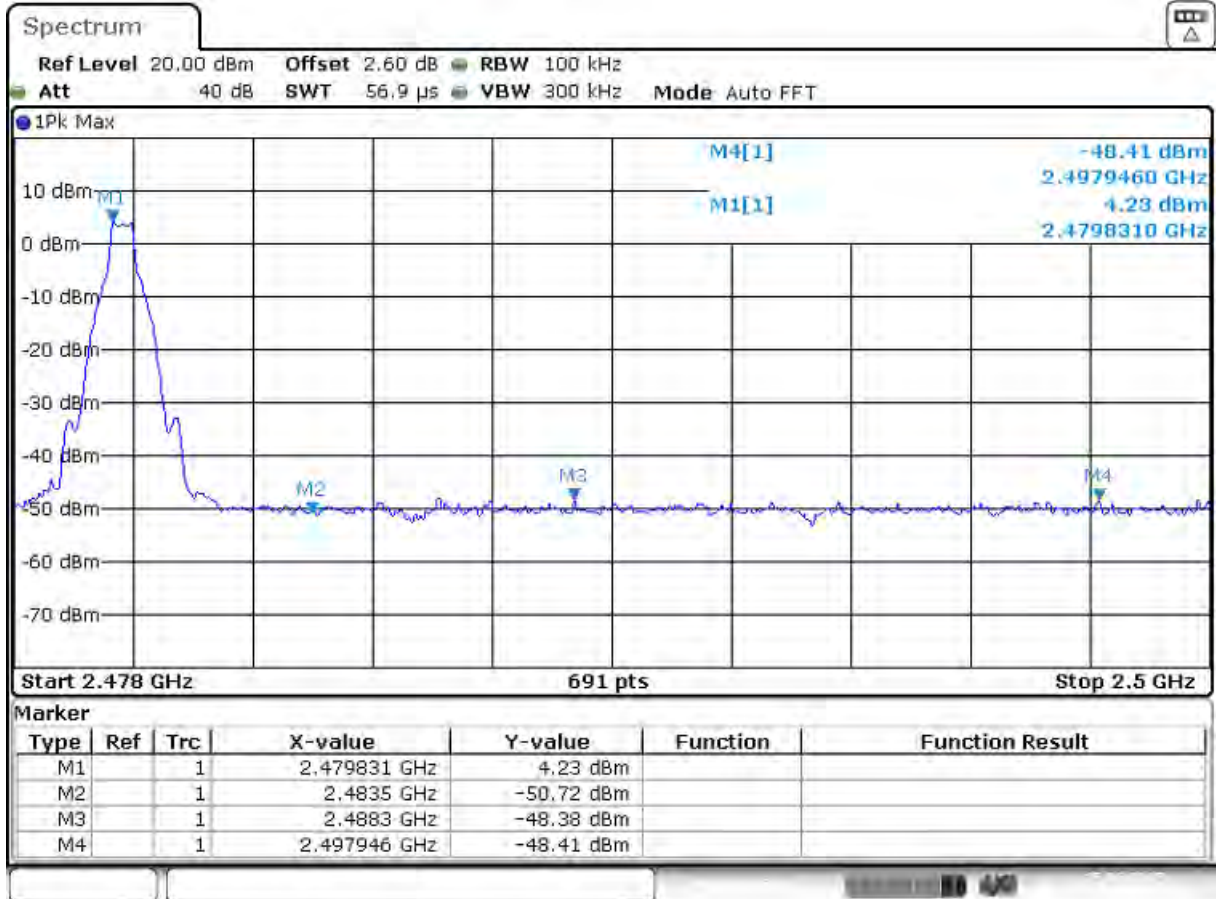
Date: 15.JUN.2015 14:49:57

High Channel

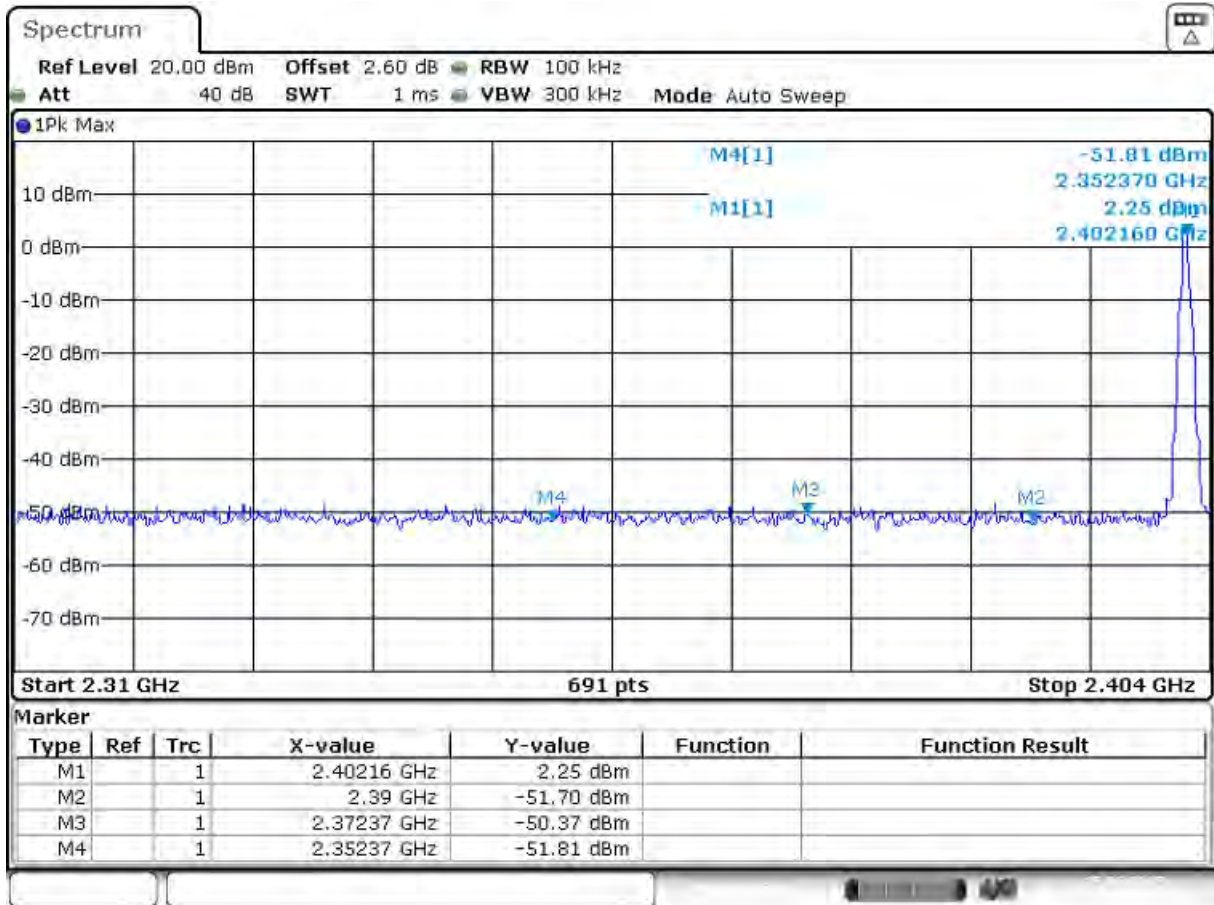


Date: 15.JUN.2015 14:50:39

Band edge



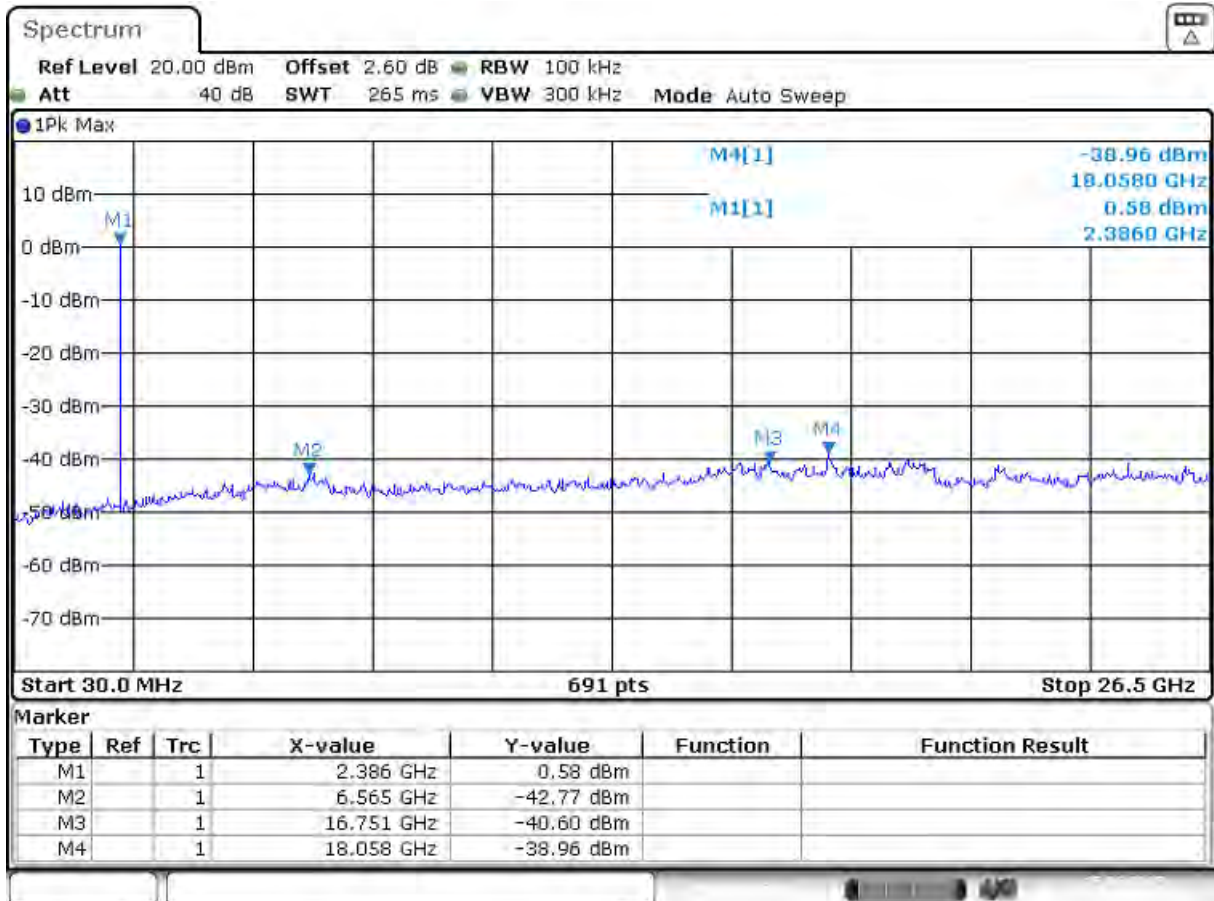
Date: 15.JUN.2015 14:47:08



Date: 15.JUN.2015 14:47:41

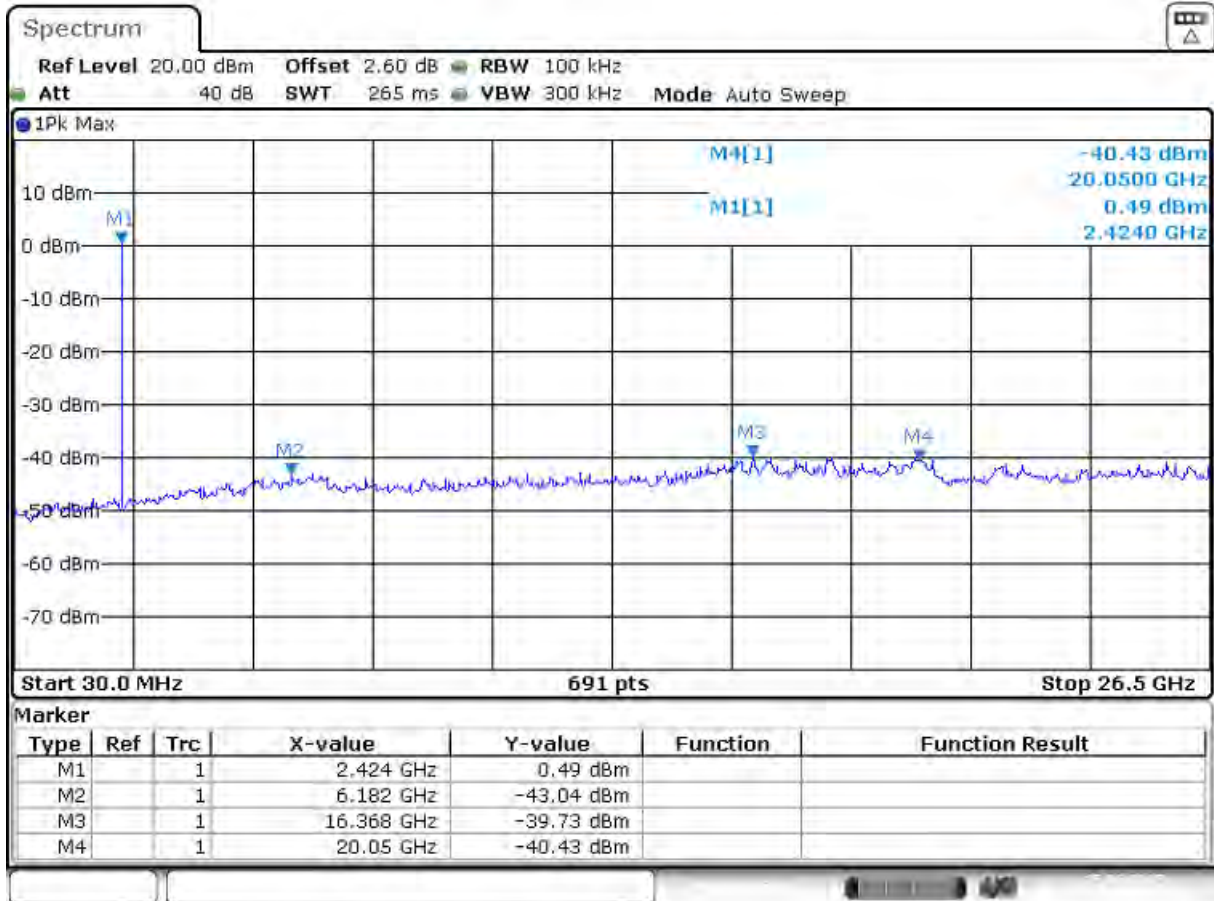
2 Test Plot of Conducted spurious emissions measured in 100kHz Bandwidth of EDR mode

Low Channel



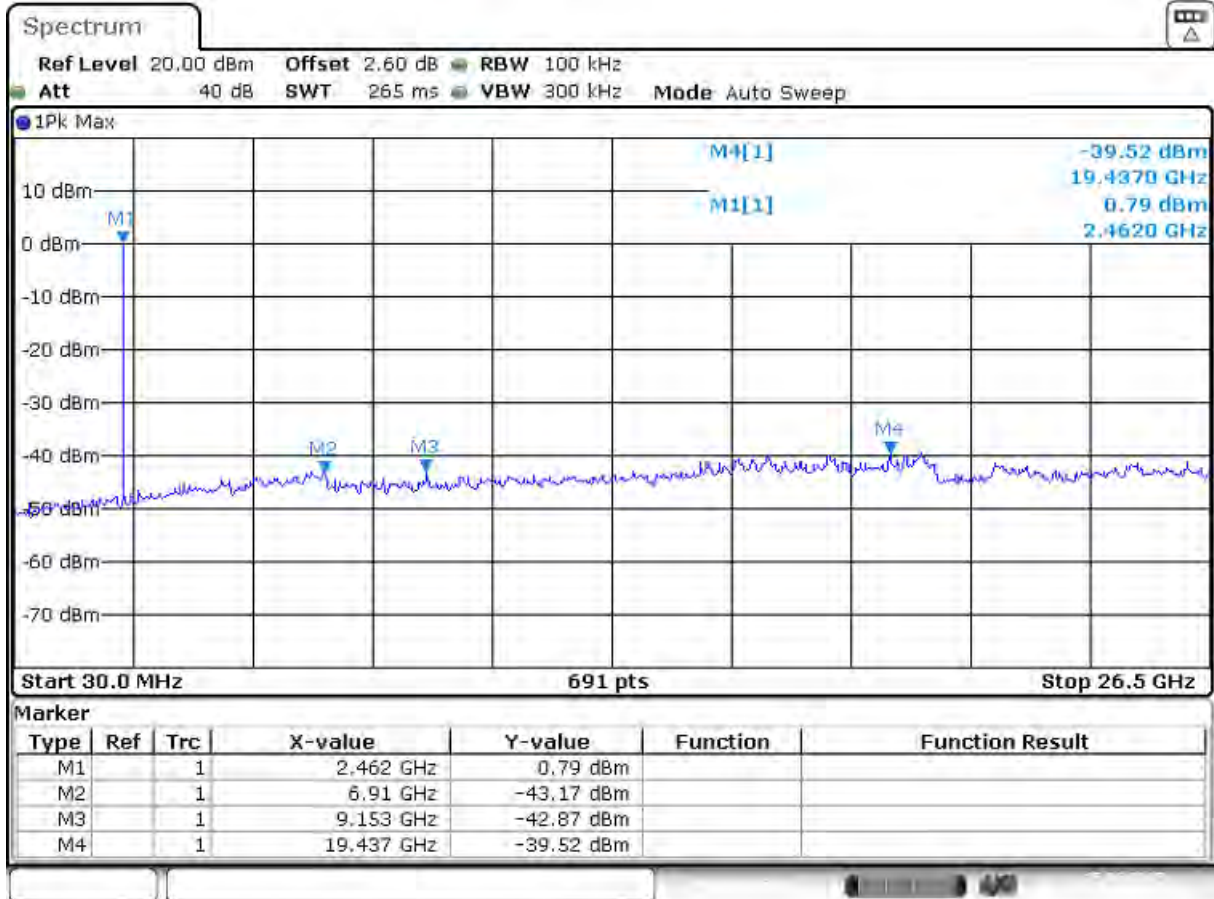
Date: 15.JUN.2015 14:52:35

Middle Channel



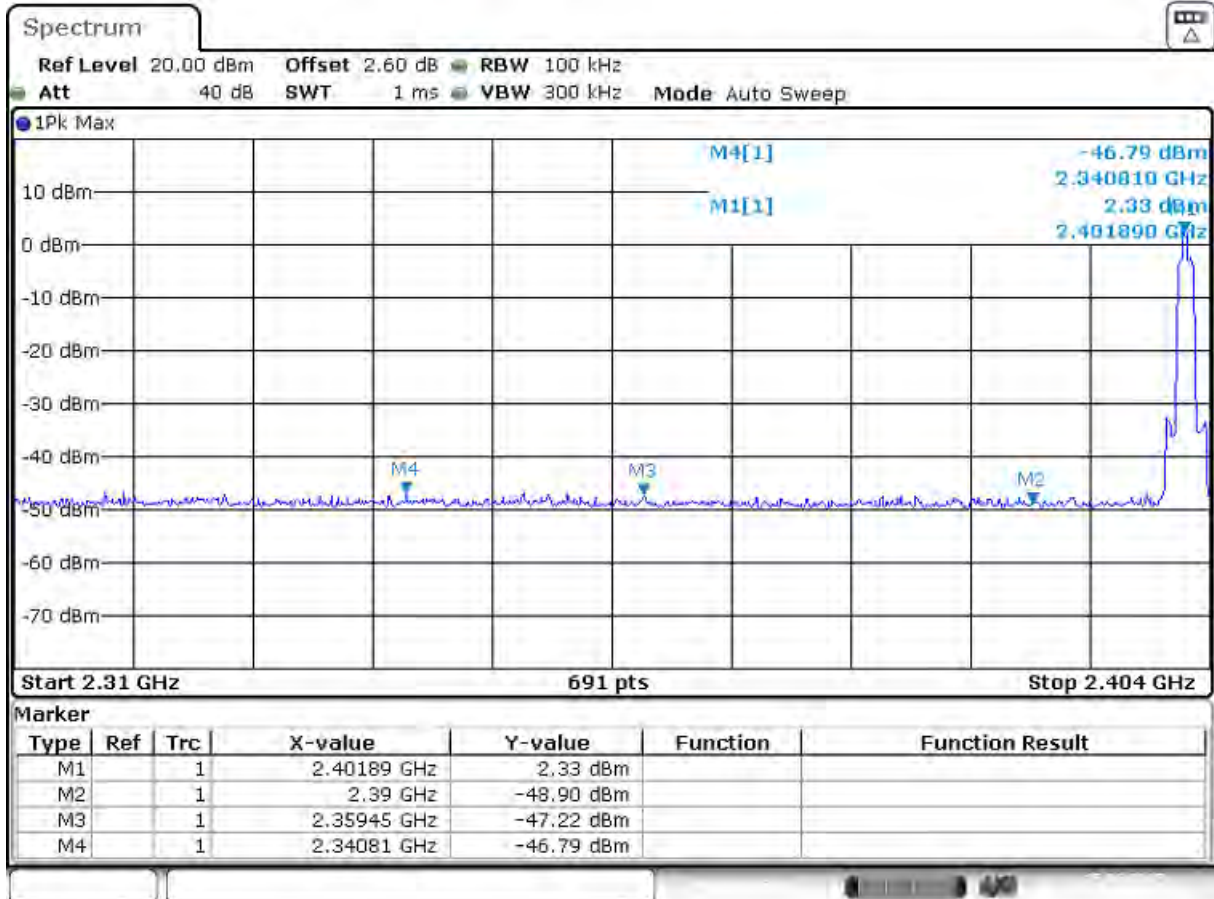
Date: 15.JUN.2015 14:52:08

High channel

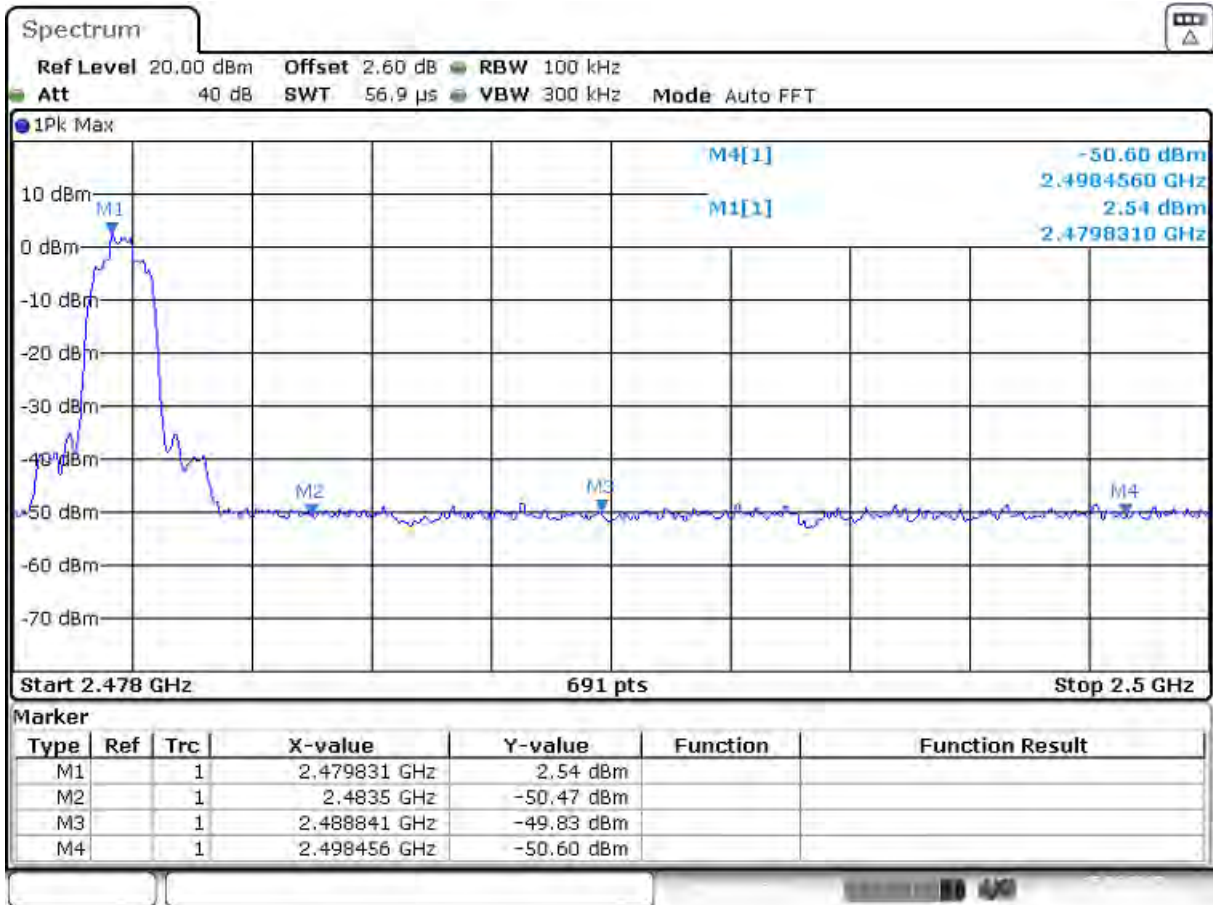


Date: 15.JUN.2015 14:51:31

Band edge



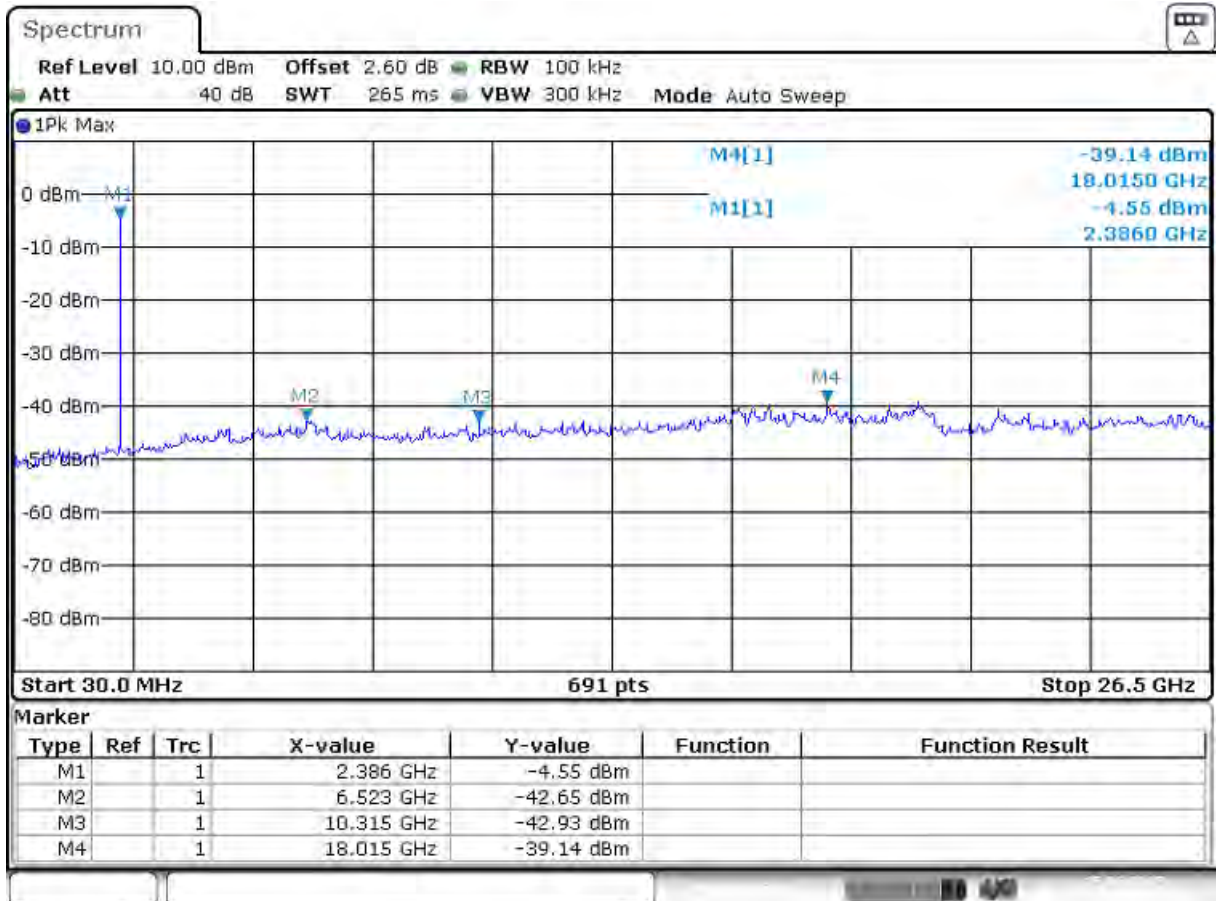
Date: 15.JUN.2015 14:45:48



Date: 15.JUN.2015 14:46:32

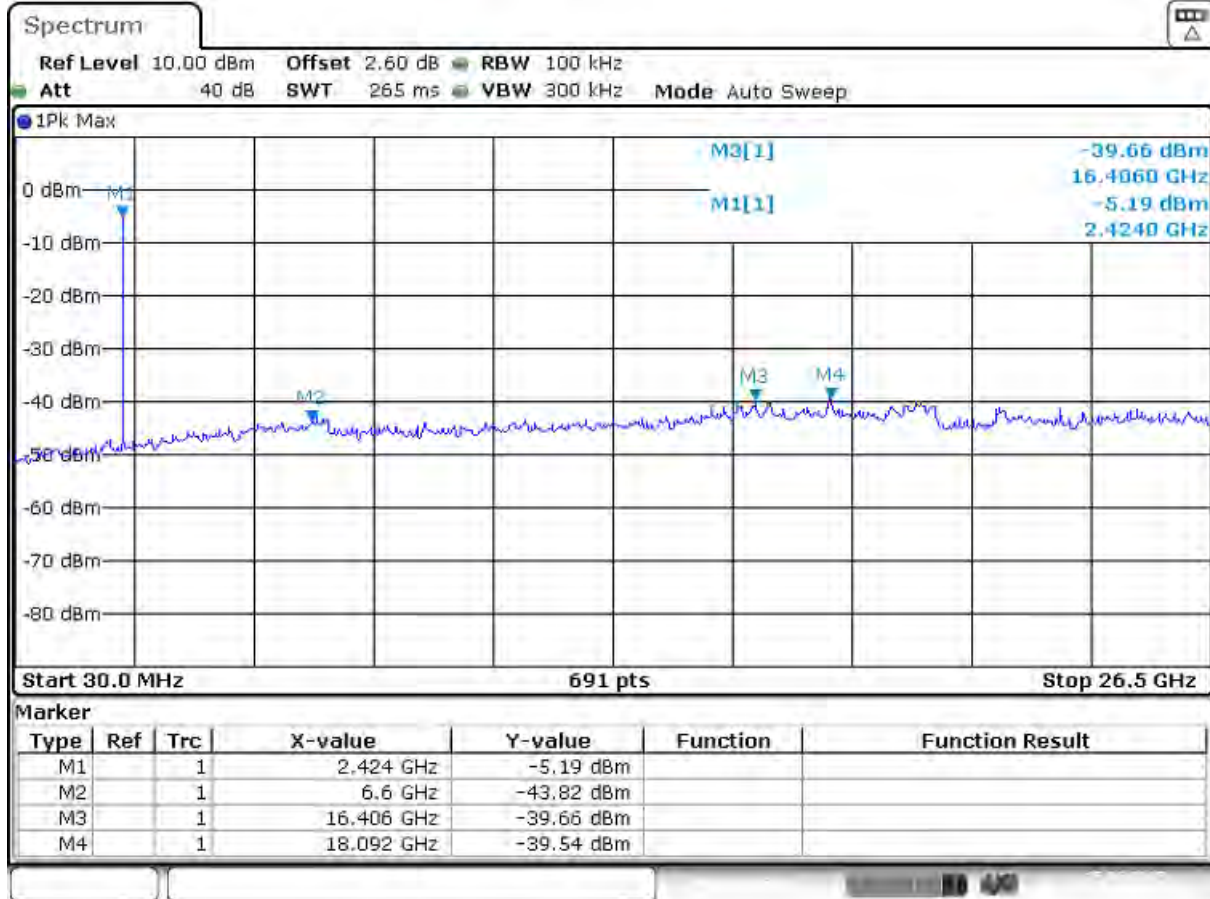
3 Test Plot of Conducted spurious emissions measured in 100kHz Bandwidth of LE mode

Low Channel



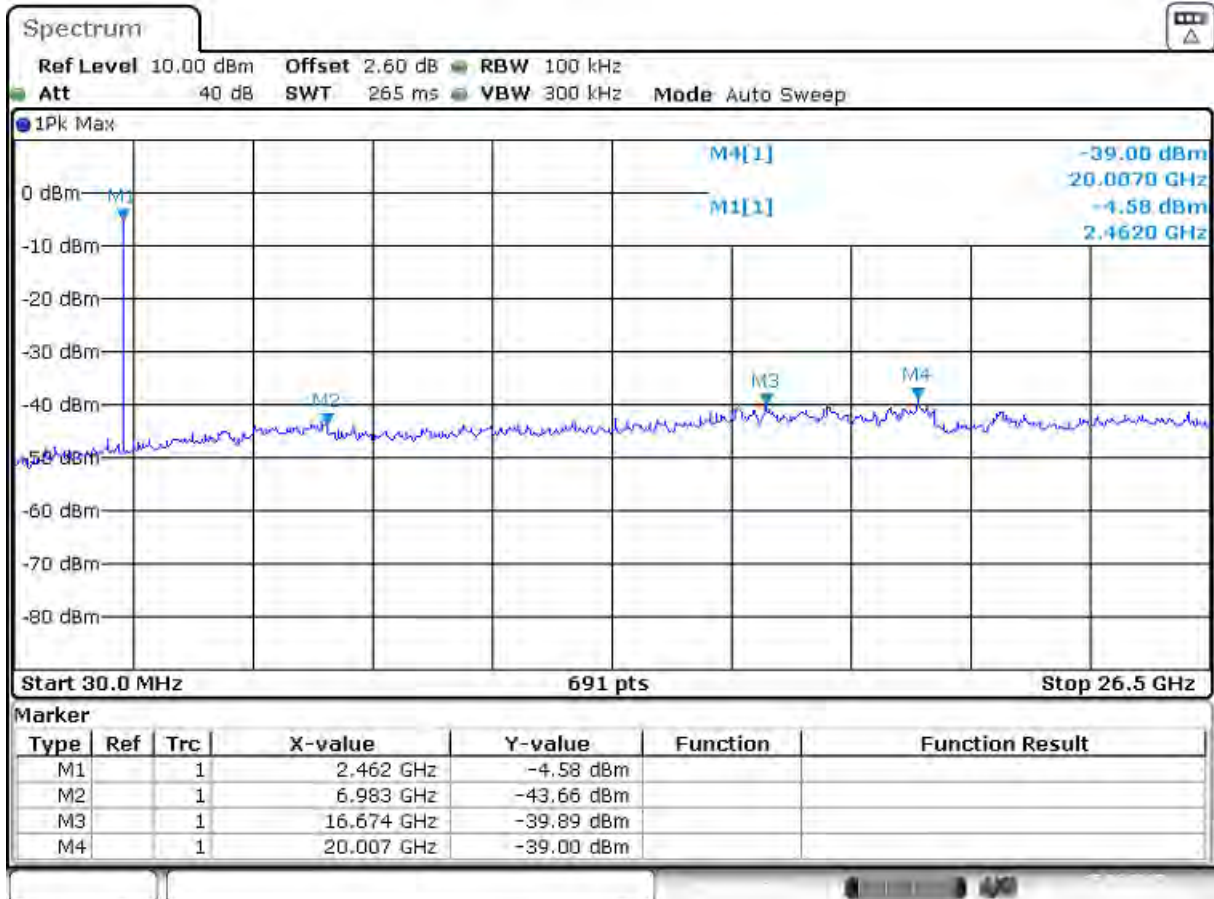
Date: 15.JUN.2015 14:25:28

Middle Channel



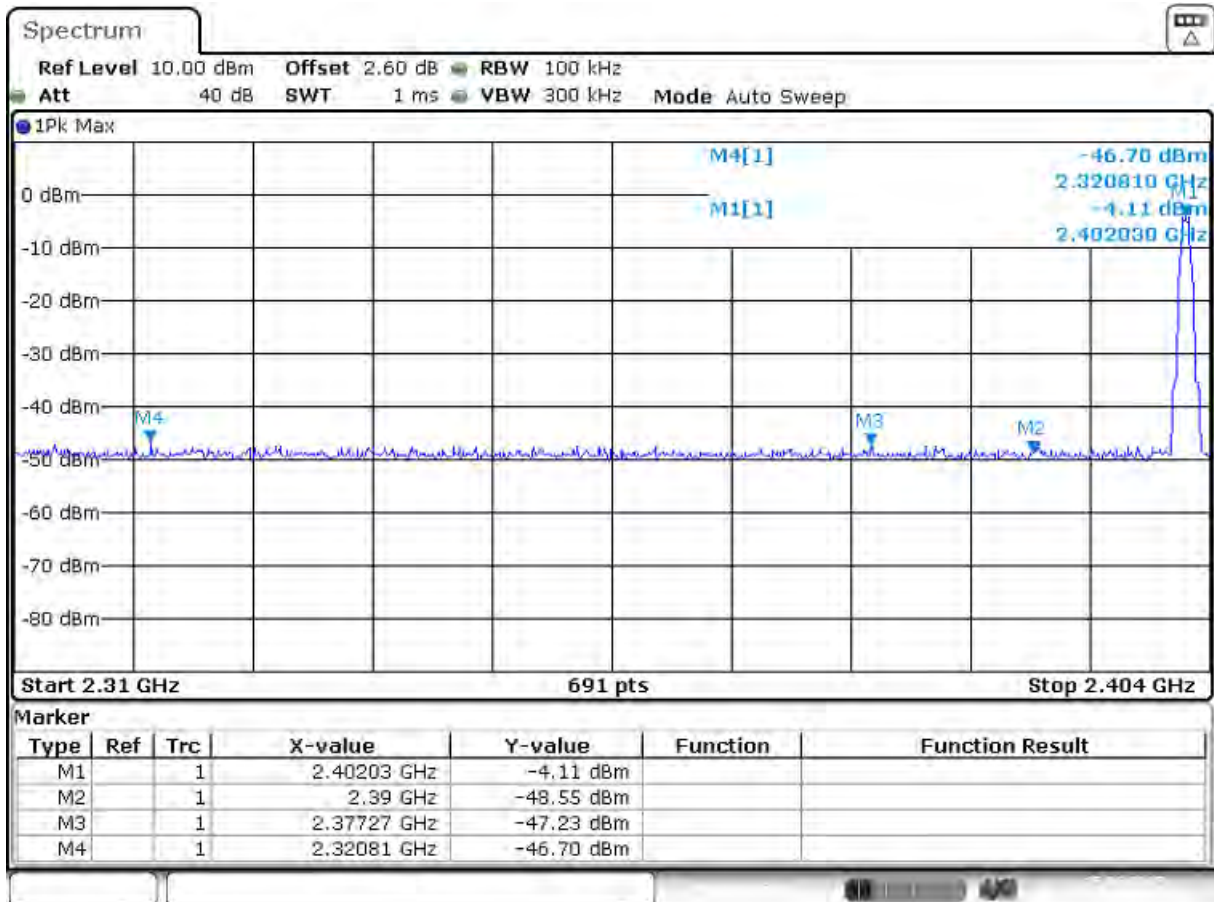
Date: 15.JUN.2015 14:26:05

High Channel

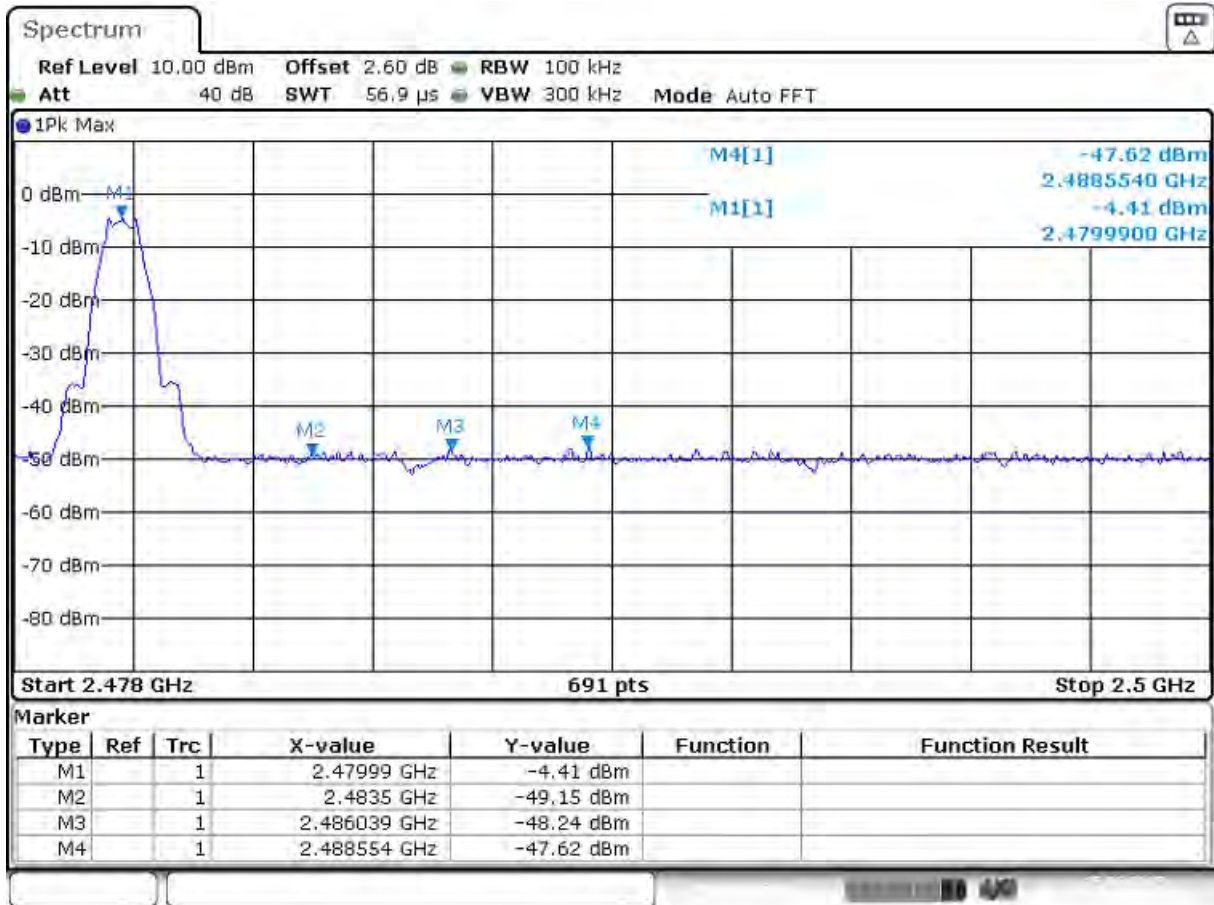


Date: 15.JUN.2015 14:26:38

Band Edge



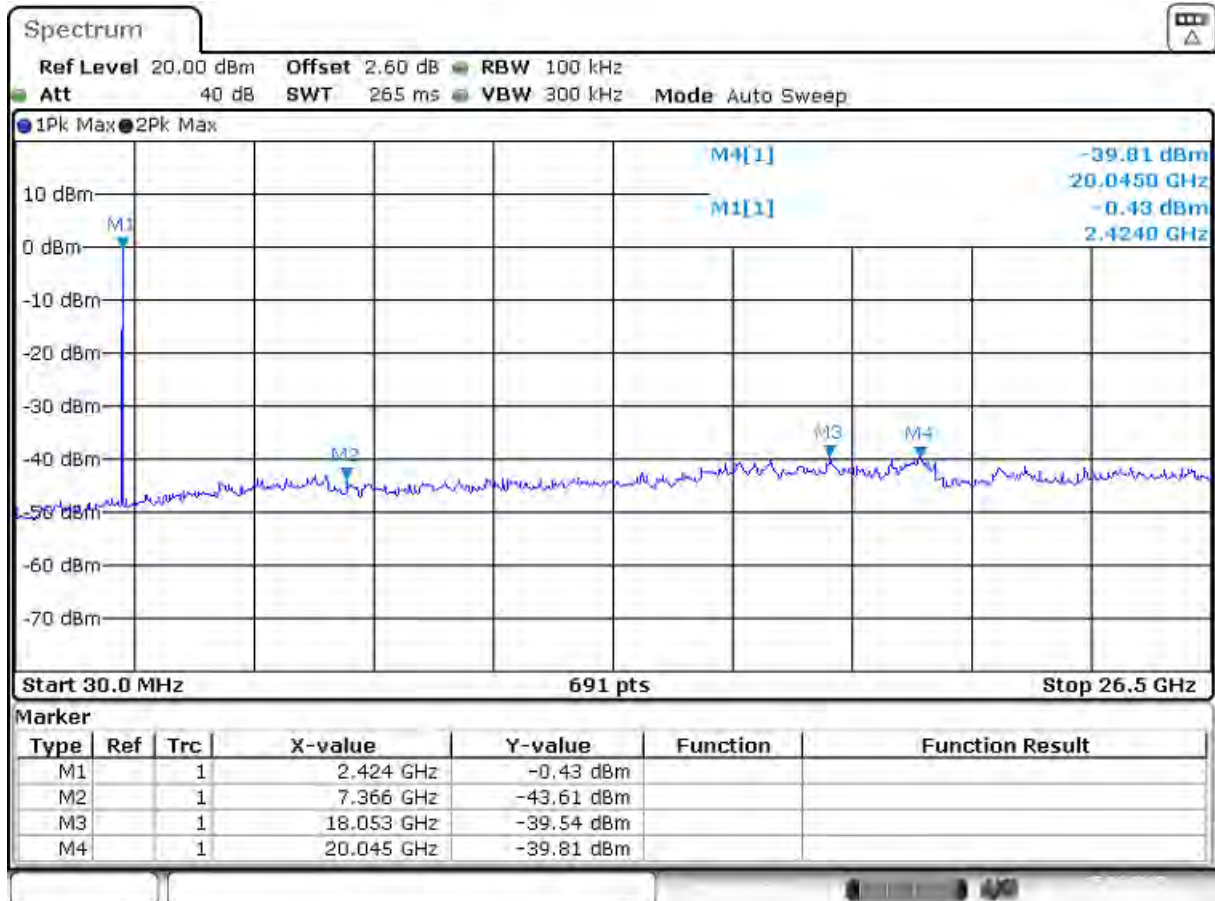
Date: 15.JUN.2015 14:23:42



Date: 15.JUN.2015 14:24:33

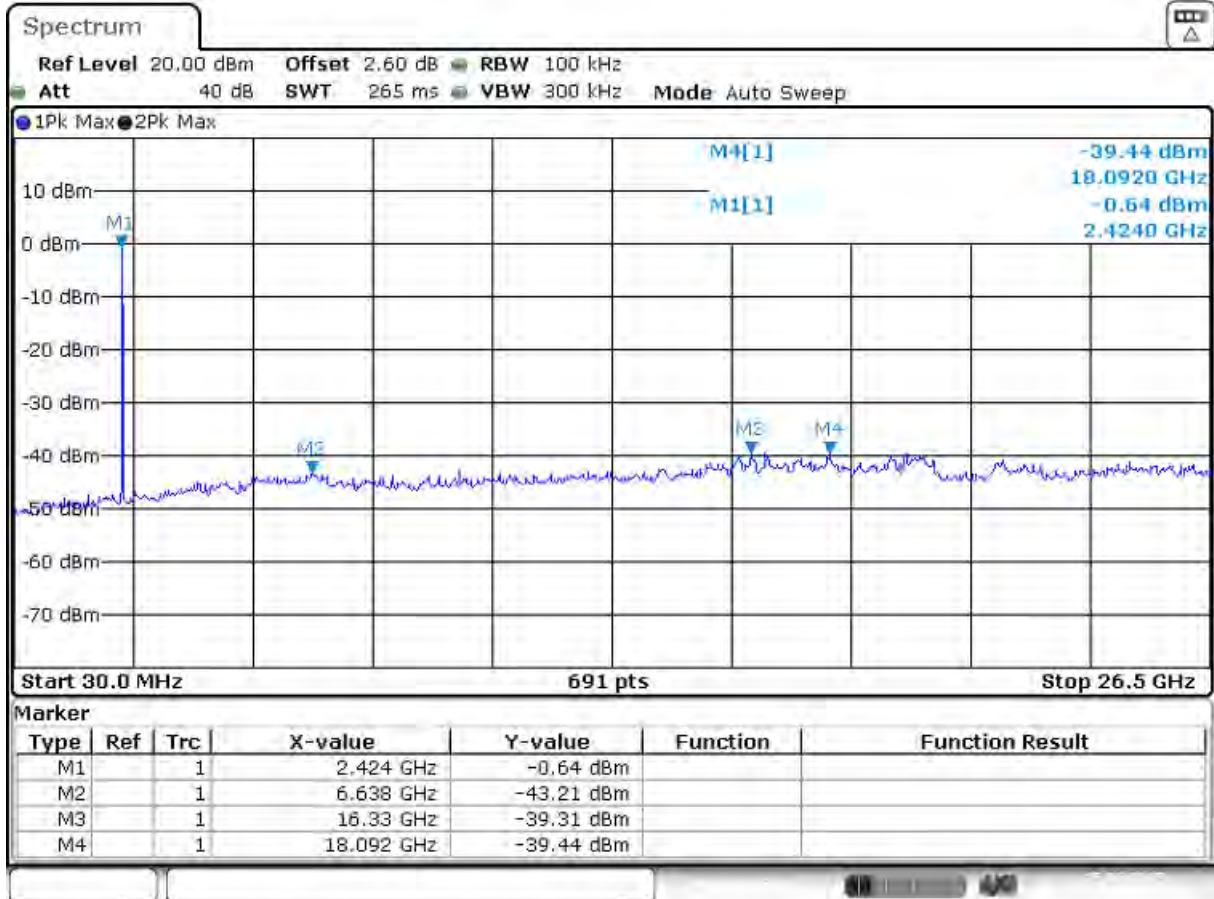
4 Test Plot of Conducted spurious emissions measured in 100kHz Bandwidth of 802.11b

Low Channel



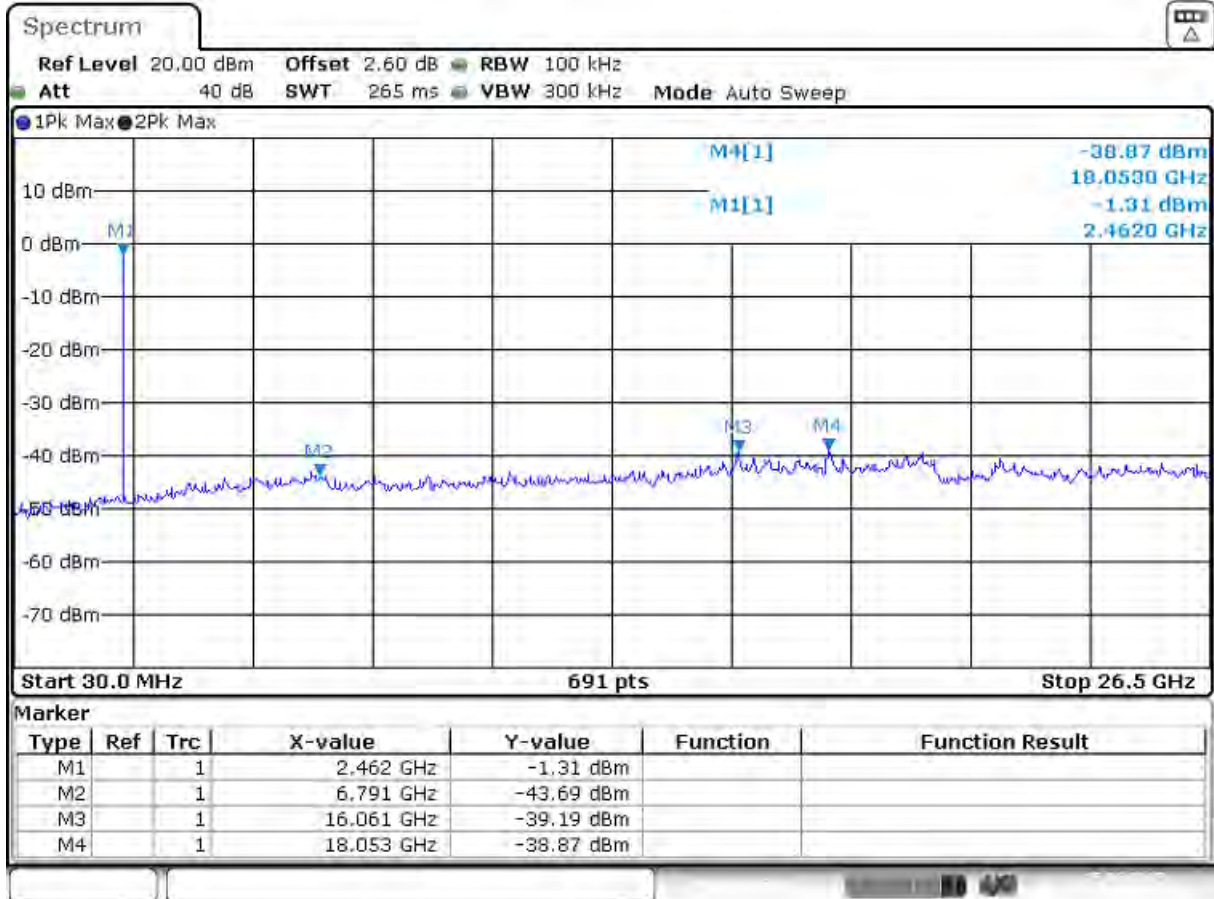
Date: 15.JUN.2015 14:01:47

Middle channel



Date: 15.JUN.2015 14:02:57

High Channel



Date: 15.JUN.2015 14:03:40

Band Edge



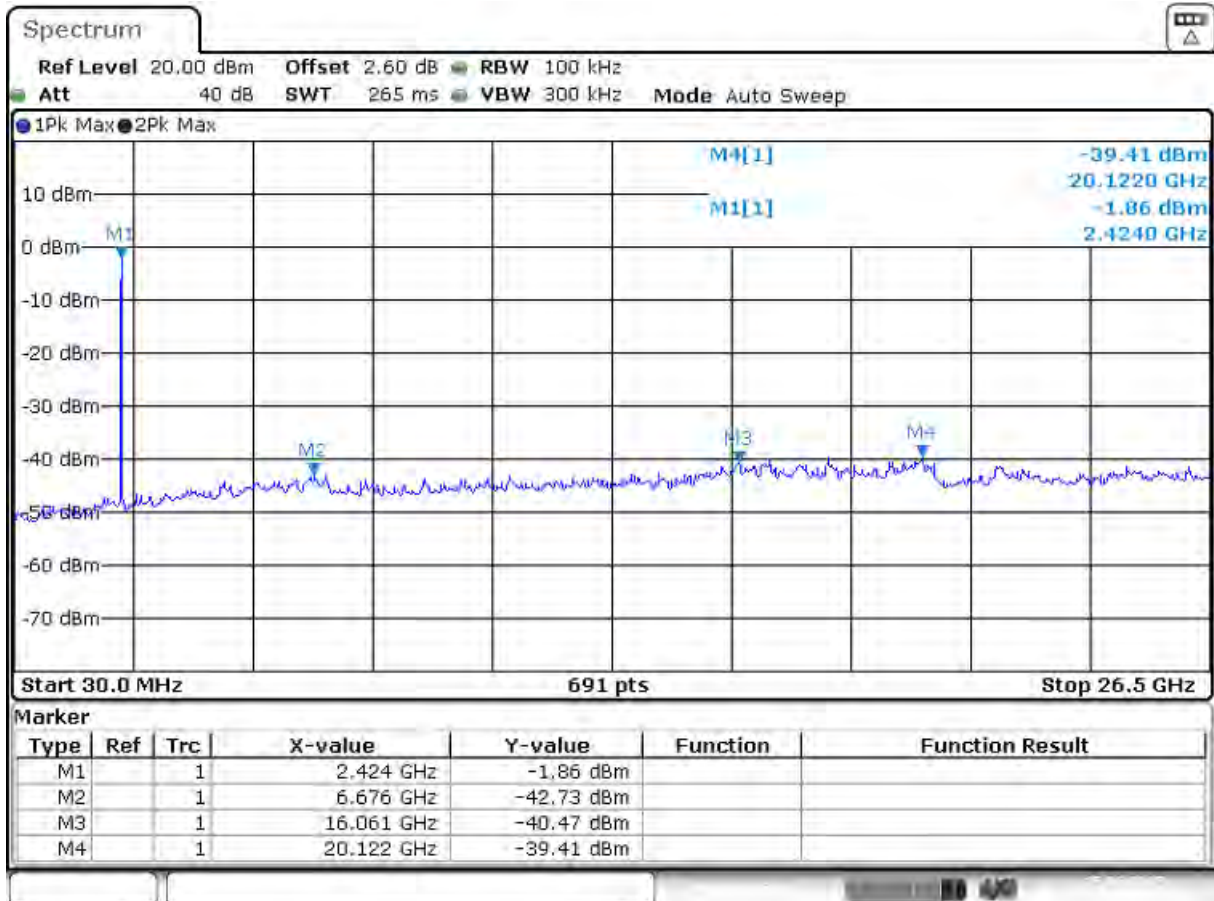
Date: 15.JUN.2015 13:57:33



Date: 15.JUN.2015 13:58:44

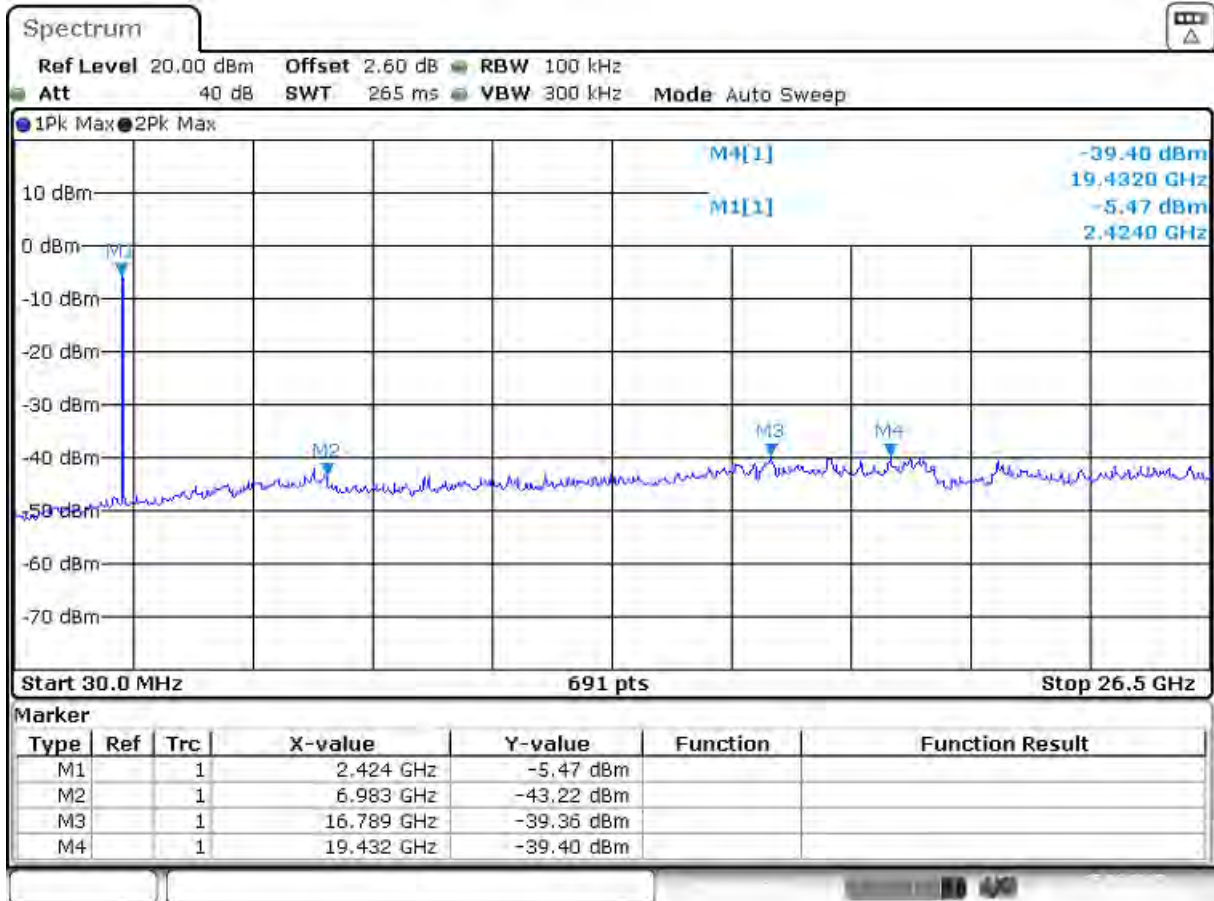
5 Test Plot of Conducted spurious emissions measured in 100kHz Bandwidth of 802.11g

Low Channel



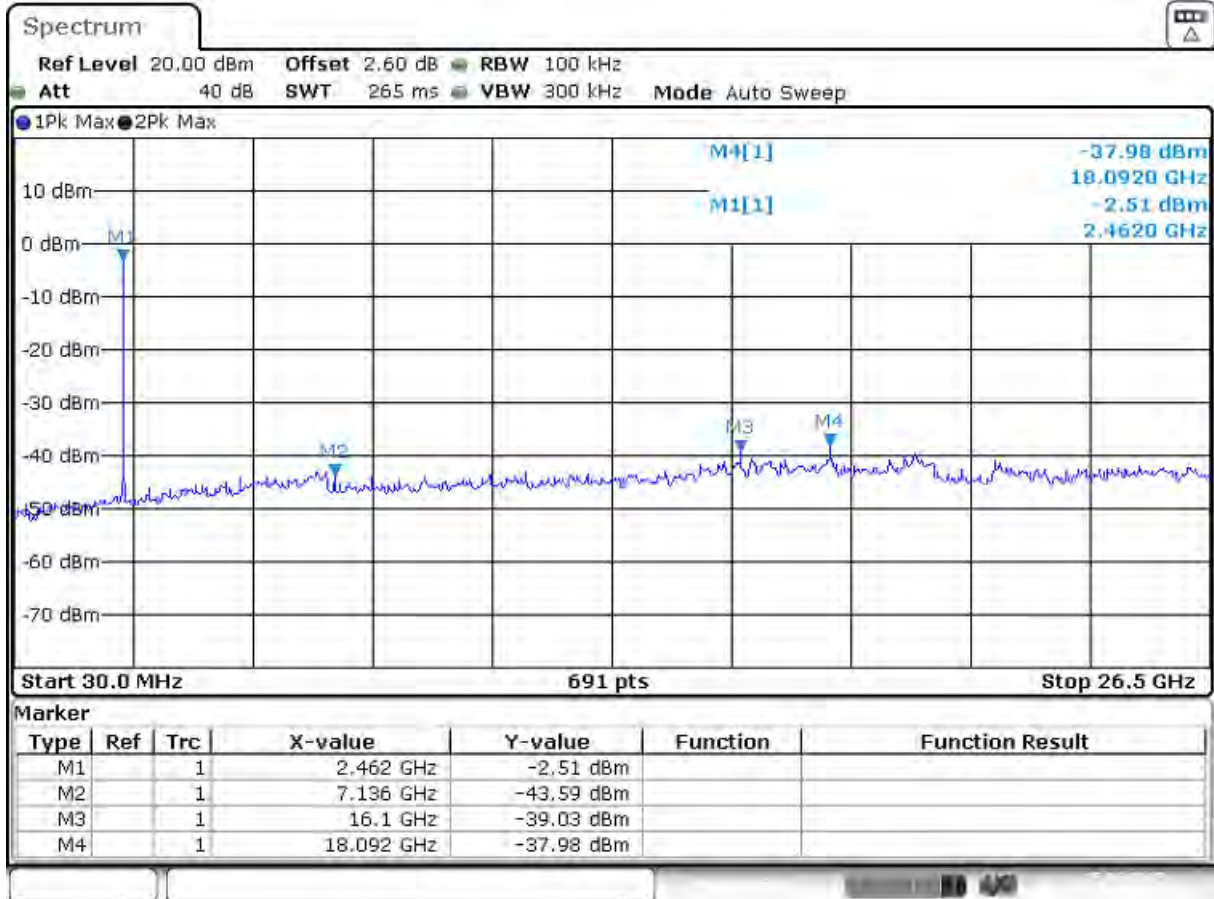
Date: 15.JUN.2015 14:04:23

Middle Channel



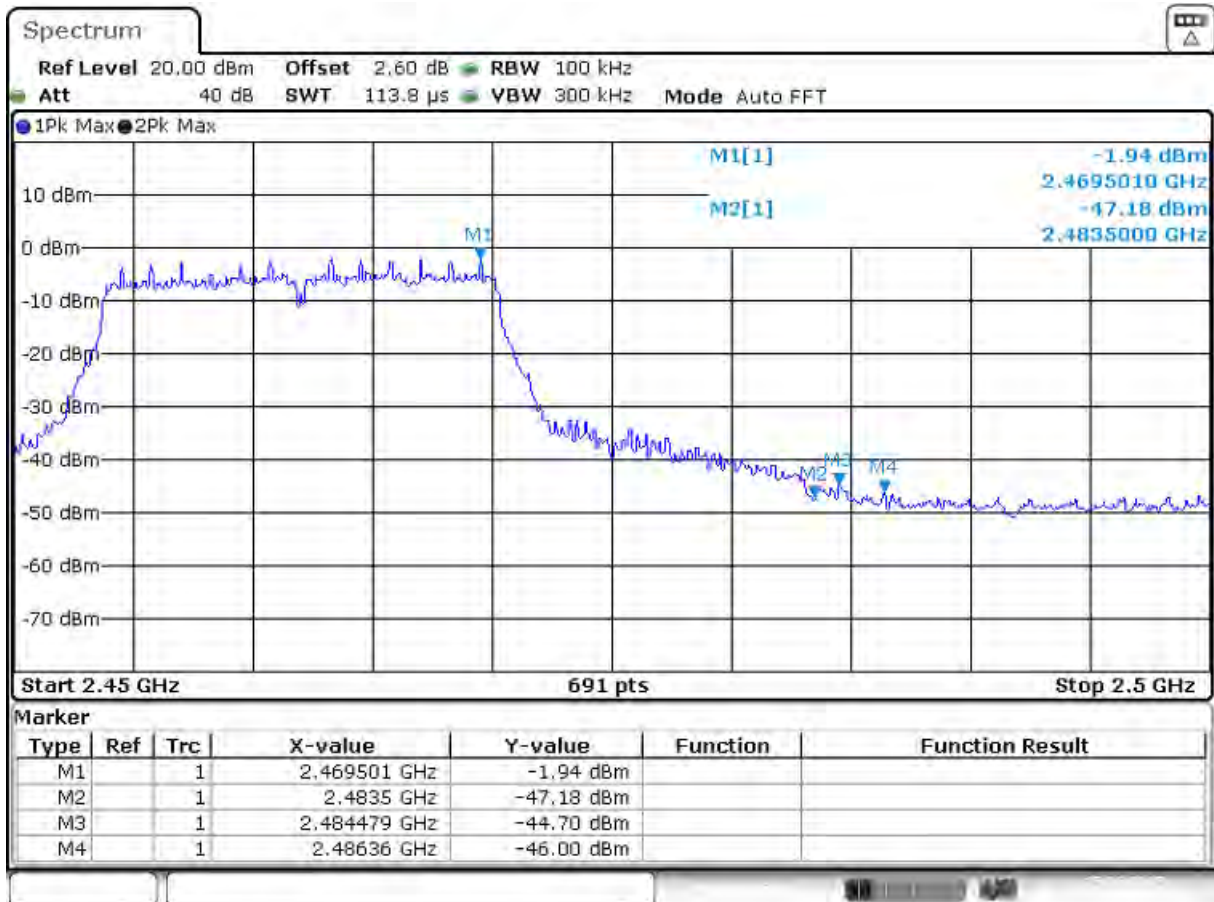
Date: 15.JUN.2015 14:05:10

High Channel

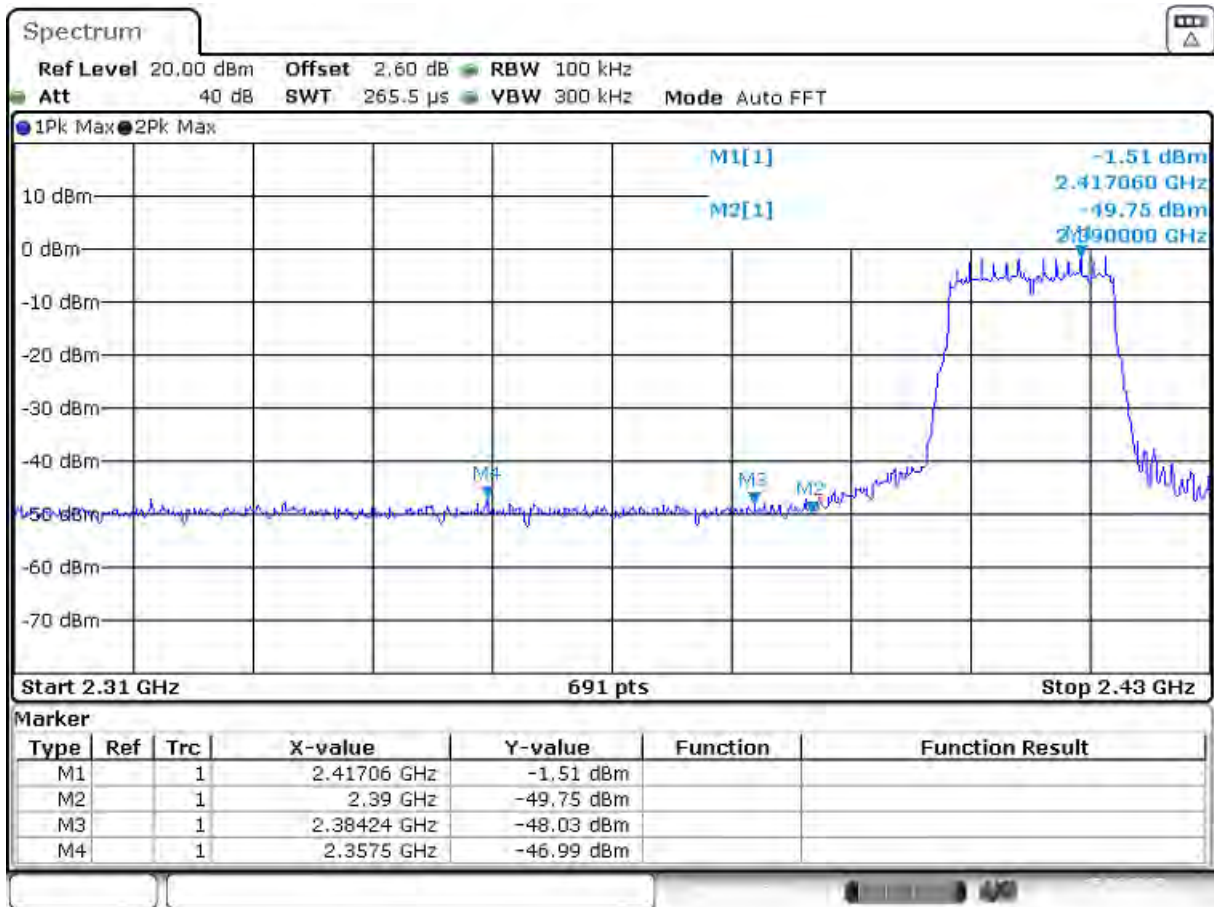


Date: 15.JUN.2015 14:05:40

Band Edge



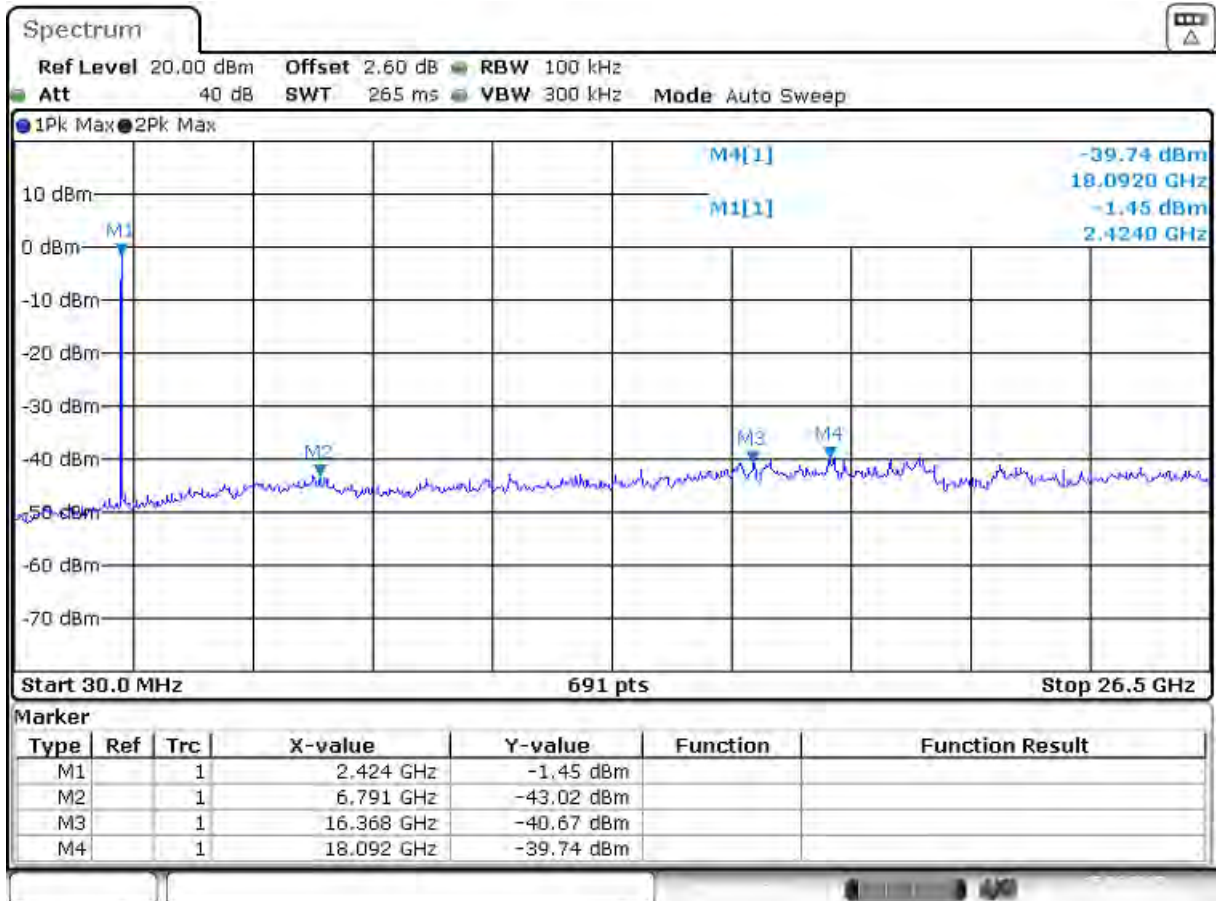
Date: 15.JUN.2015 13:59:36



Date: 15.JUN.2015 13:56:08

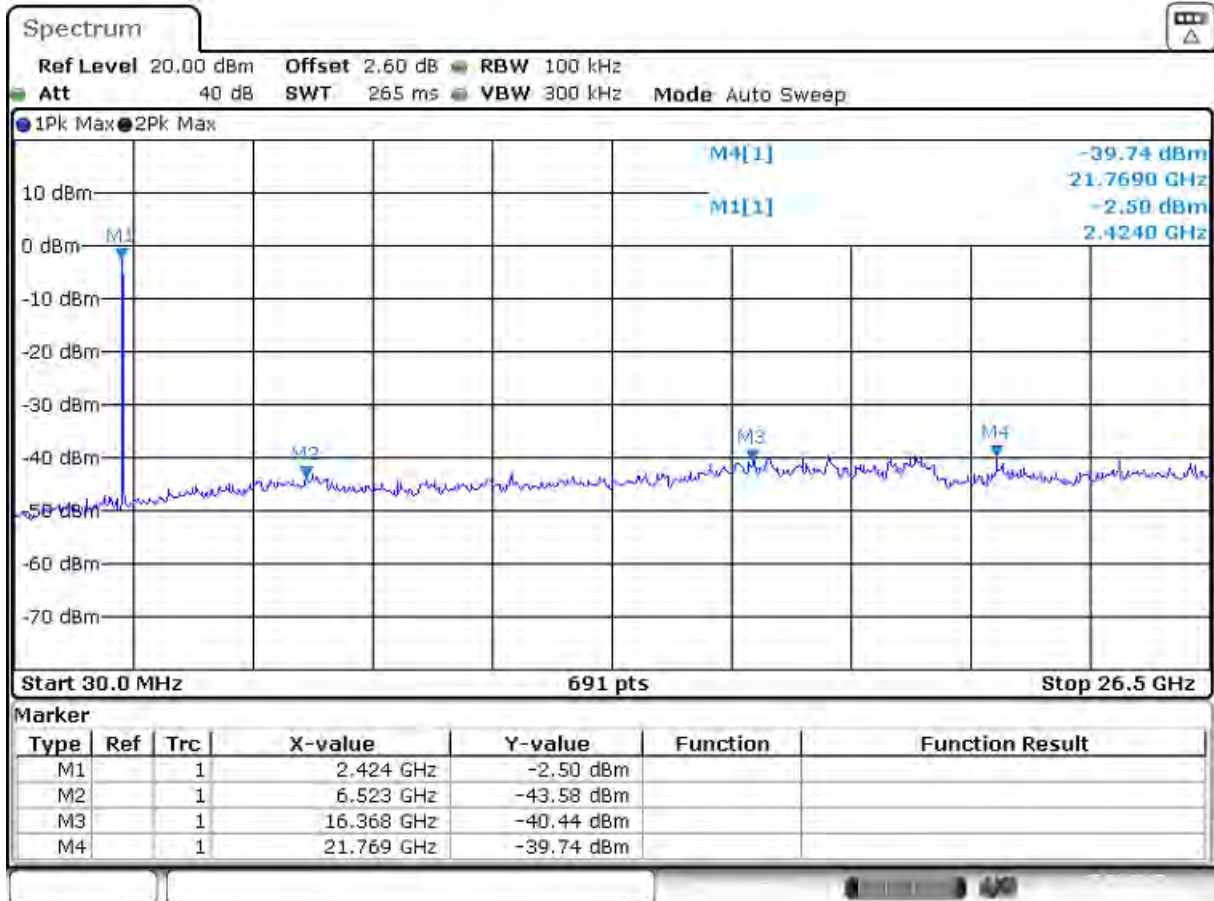
6 Test Plot of Conducted spurious emissions measured in 100kHz Bandwidth of 802.11n HT20

Low Channel



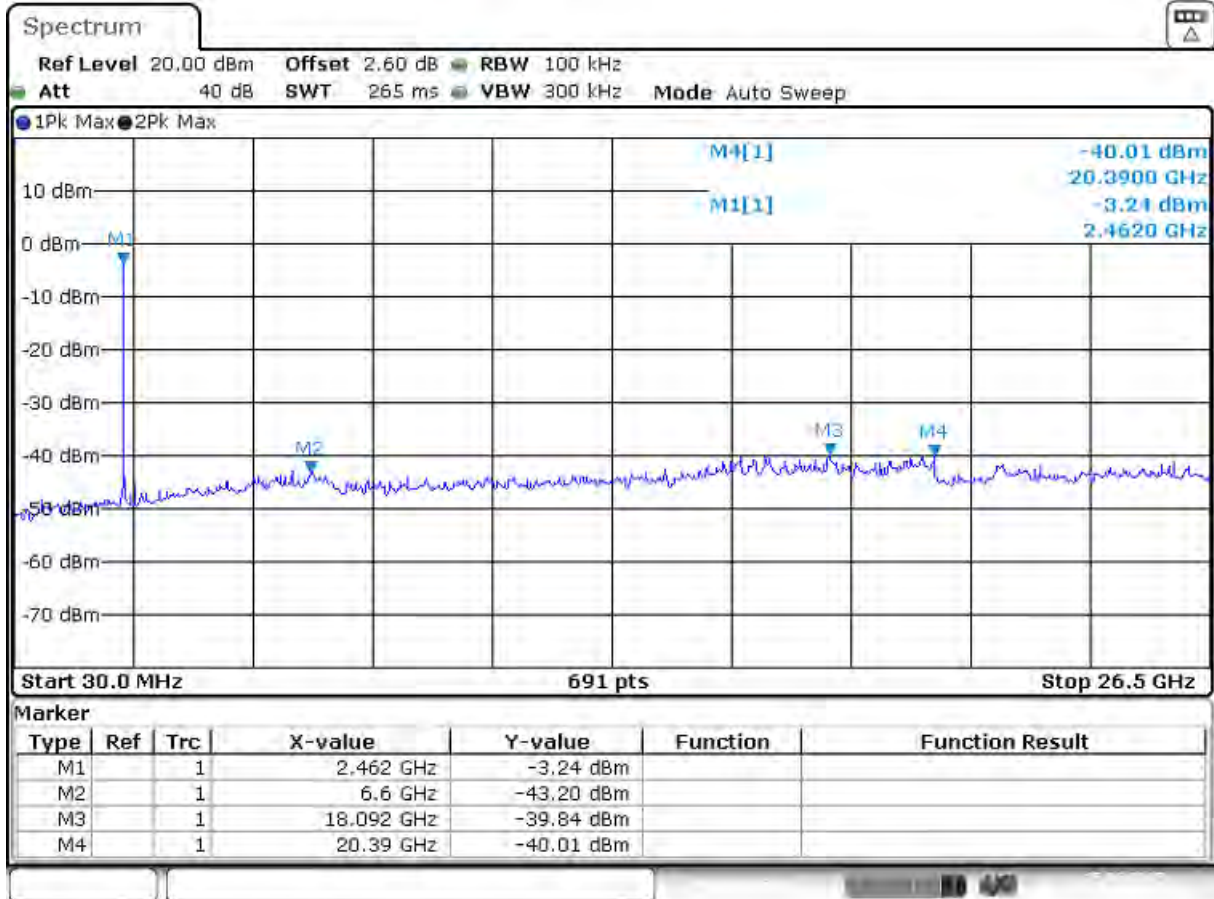
Date: 15.JUN.2015 14:06:13

Middle Channel



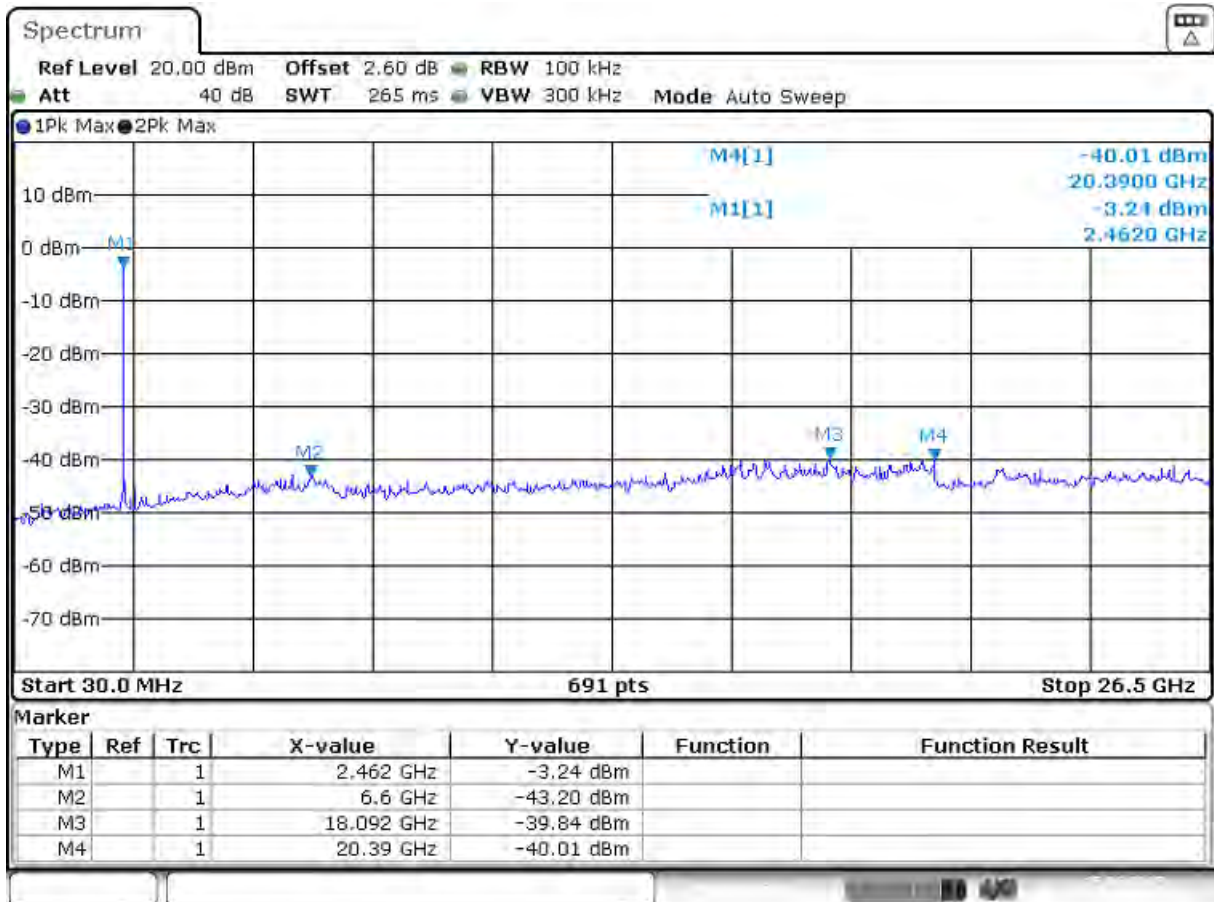
Date: 15.JUN.2015 14:06:54

High Channel

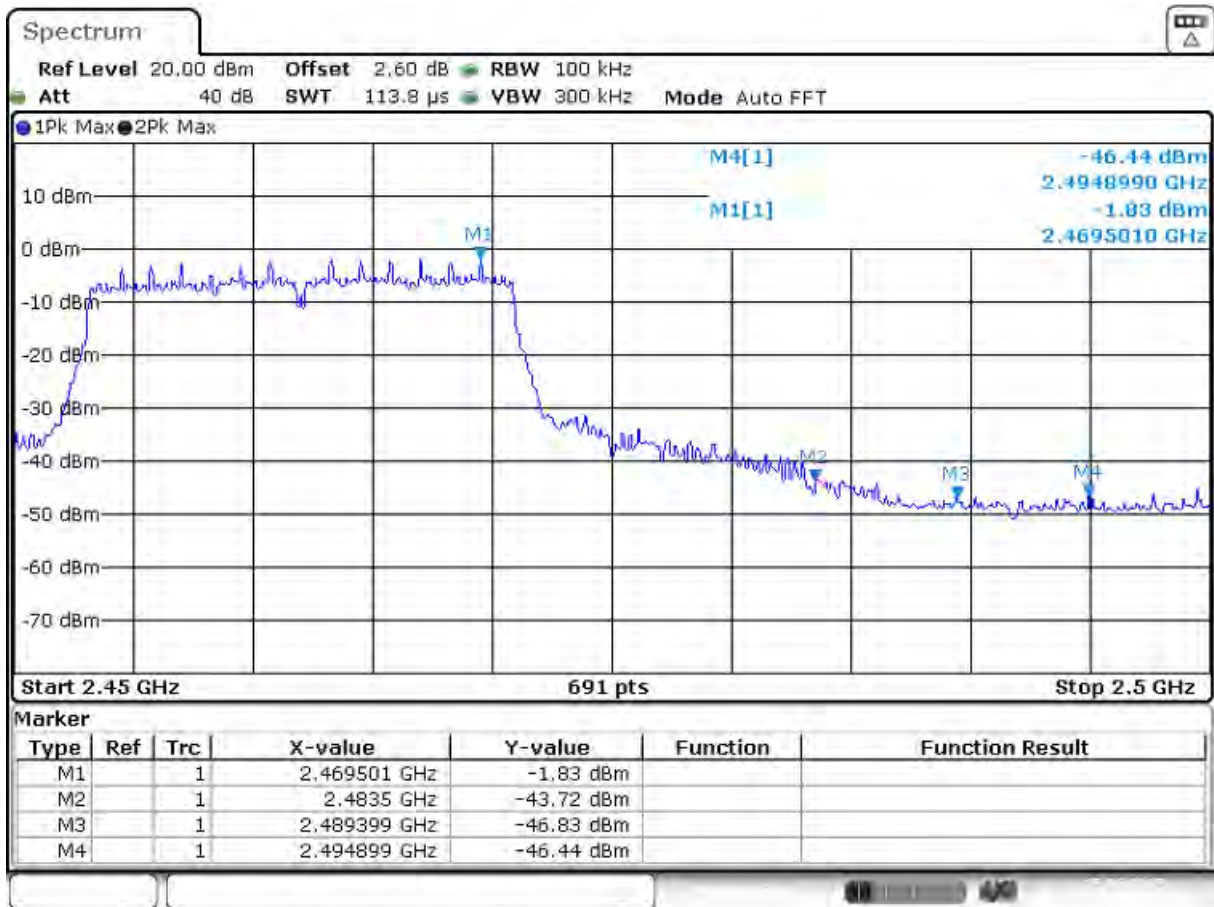


Date: 15.JUN.2015 14:07:24

Band Edge



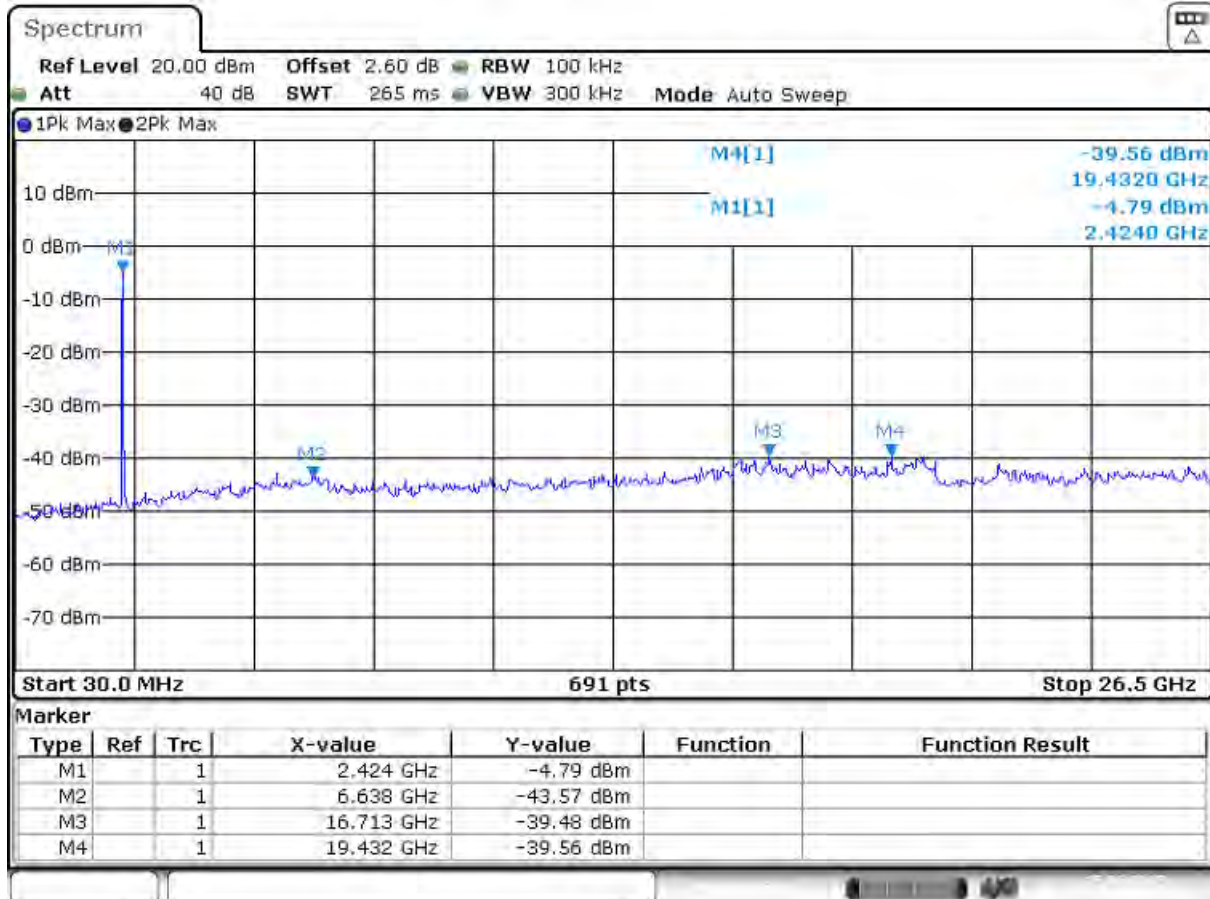
Date: 15.JUN.2015 14:07:24



Date: 15.JUN.2015 13:54:16

7 Test Plot of Conducted spurious emissions measured in 100kHz Bandwidth of 802.11n HT40

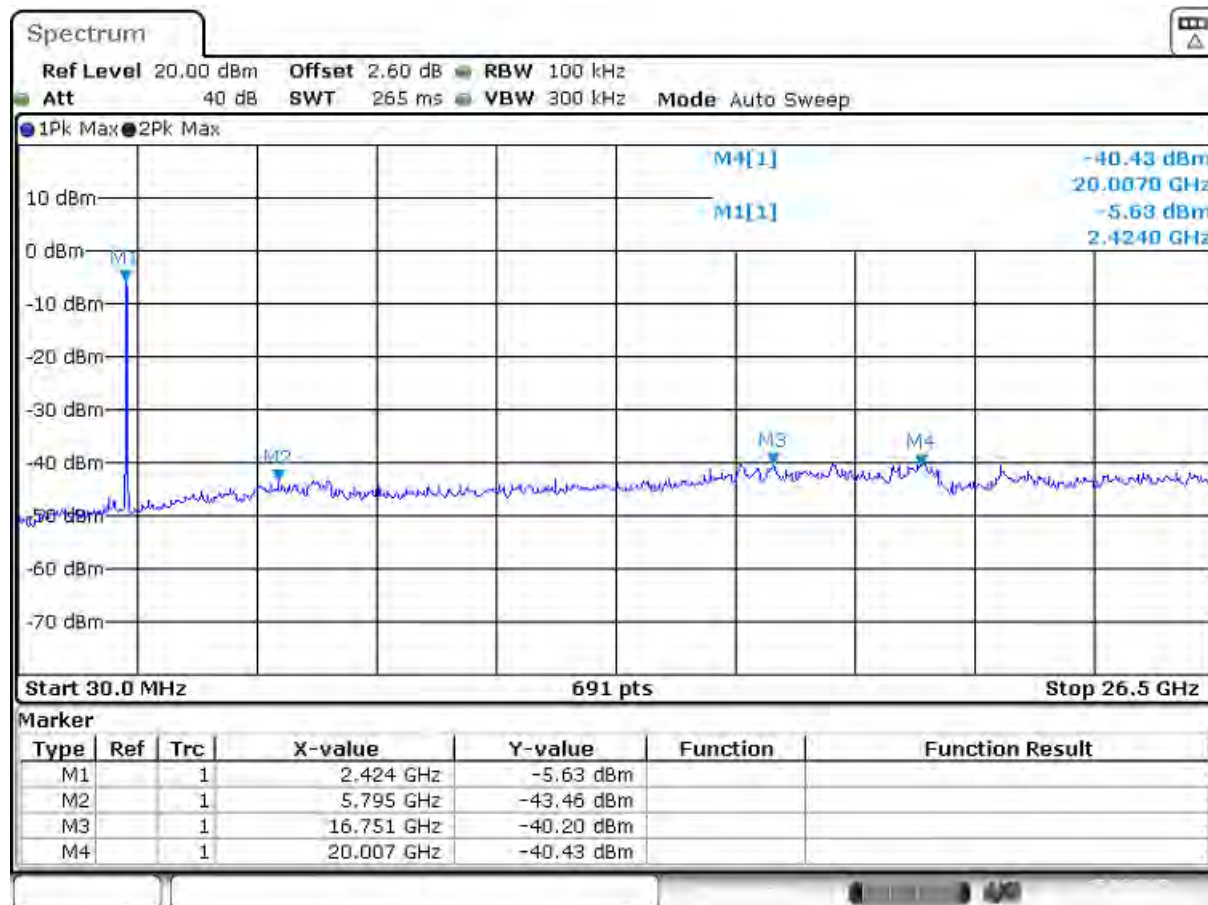
Low Channel



Date: 15.JUN.2015 14:08:05

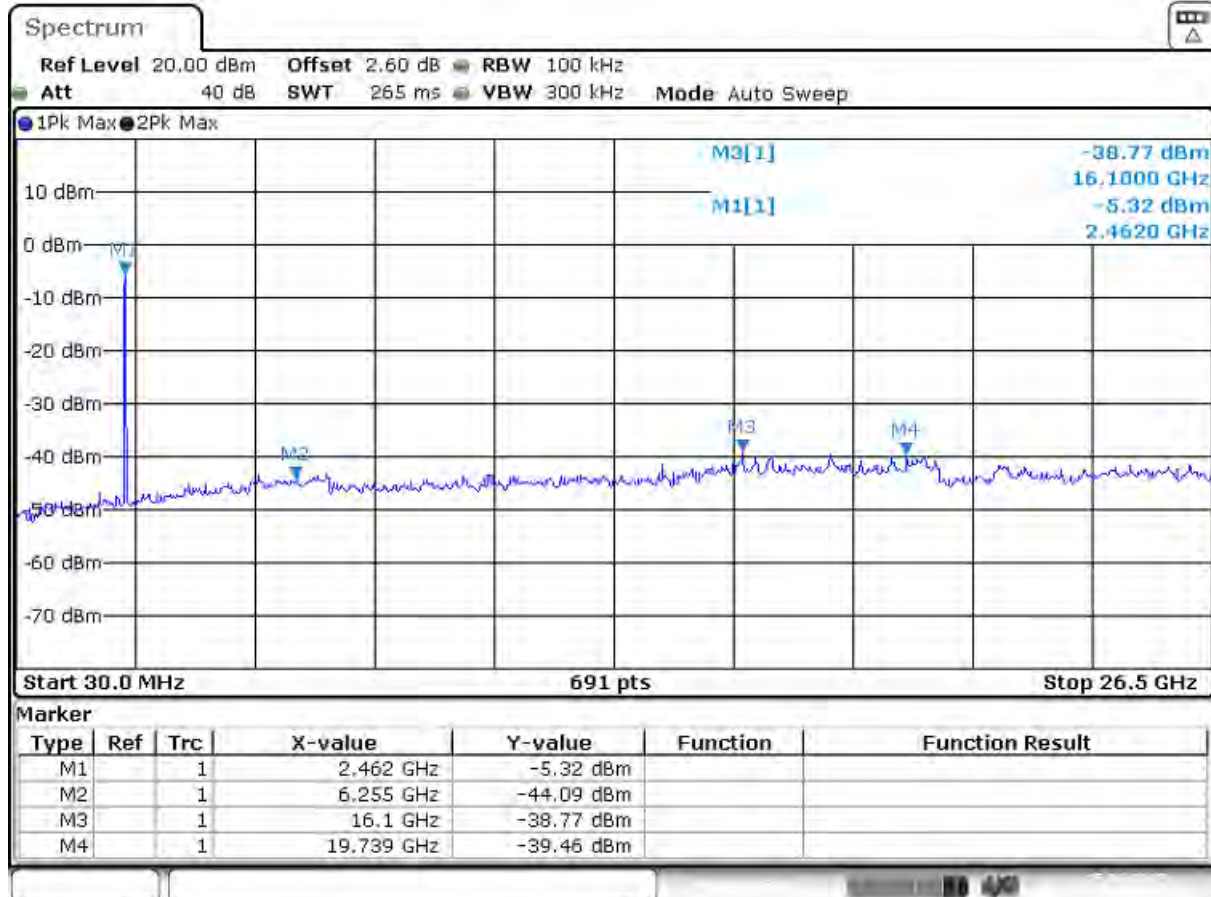
Produkte
 Products

Middle Channel



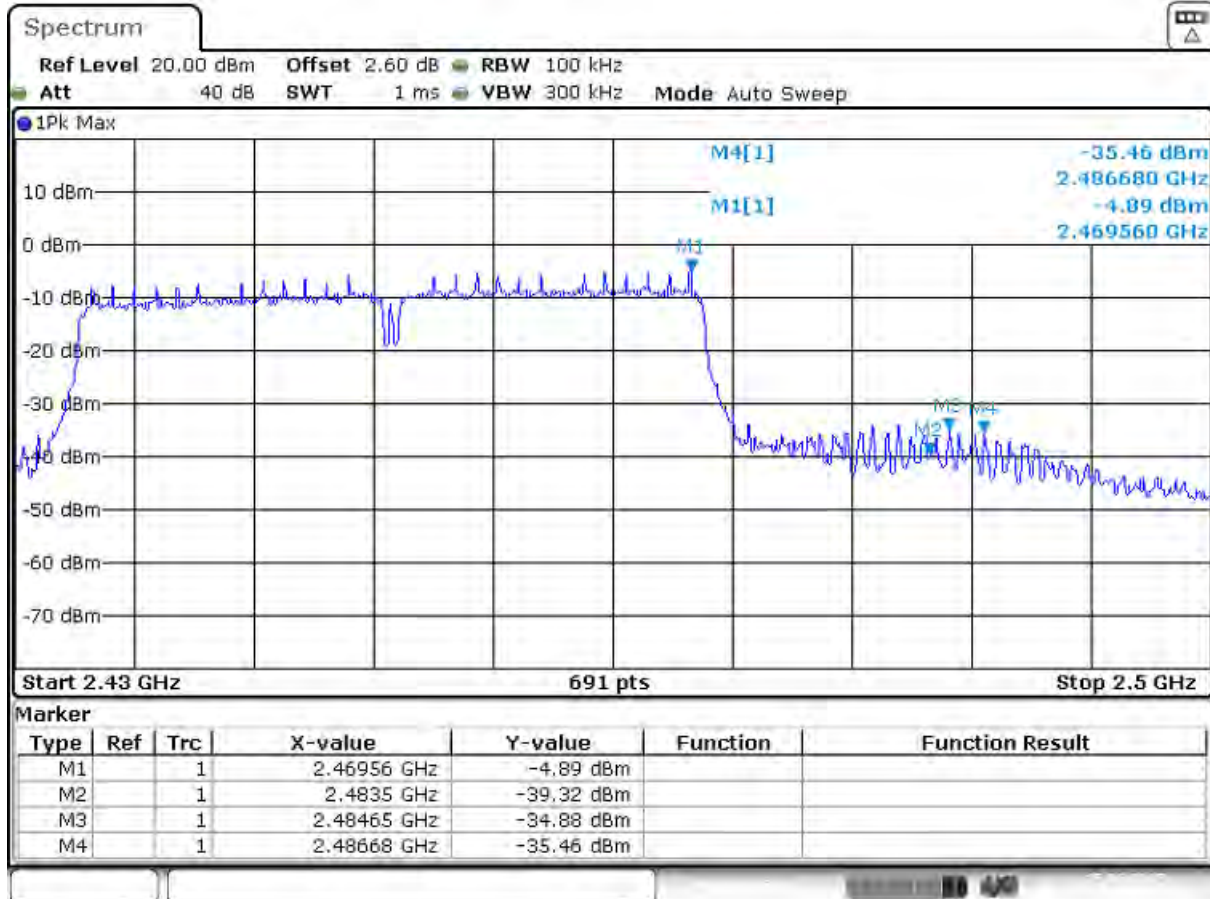
Date: 15.JUN.2015 14:08:43

High Channel

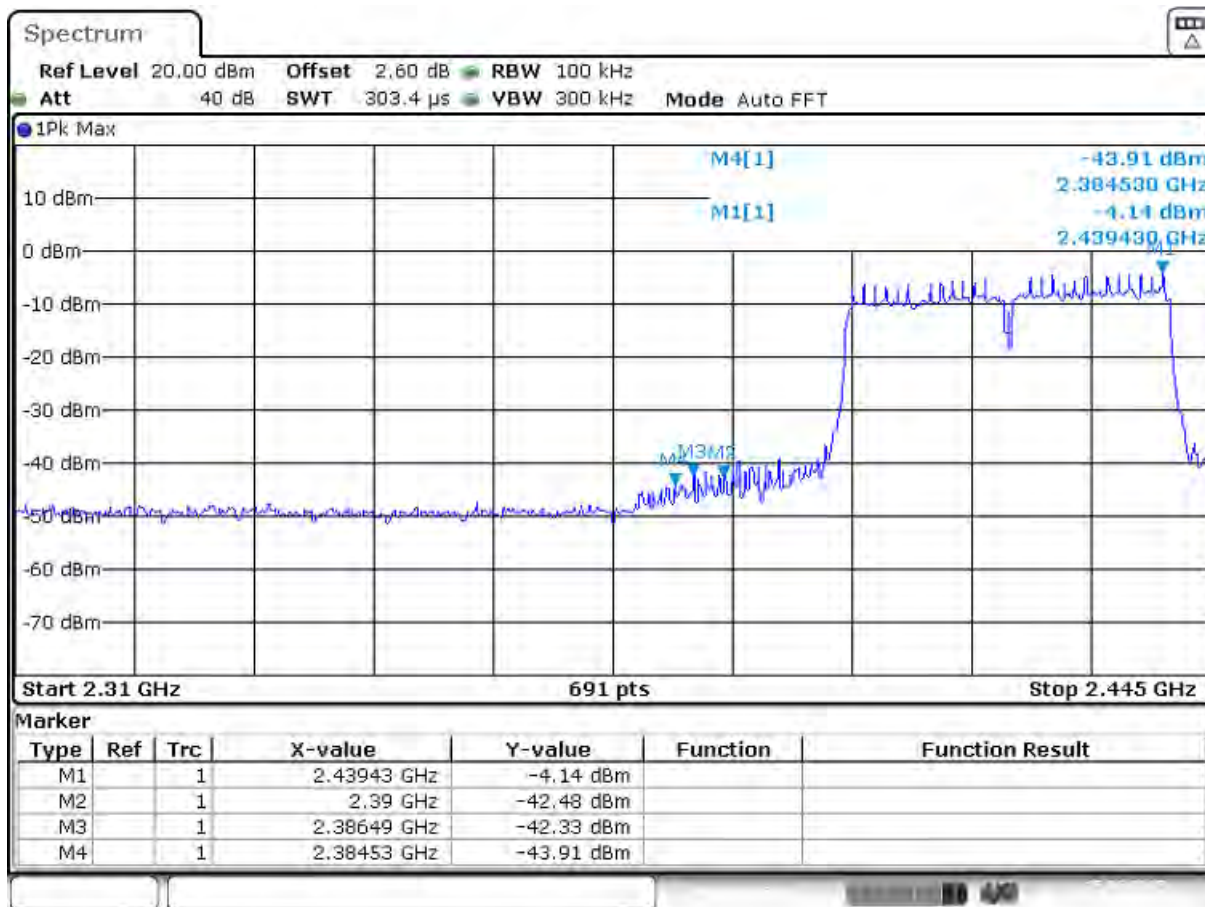


Date: 15.JUN.2015 14:09:34

Band Edge



Date: 15.JUN.2015 13:49:19



Date: 15.JUN.2015 13:51:15

8 Test Plot of Spurious Emission of transmitting of Bluetooth BDR&EDR mode

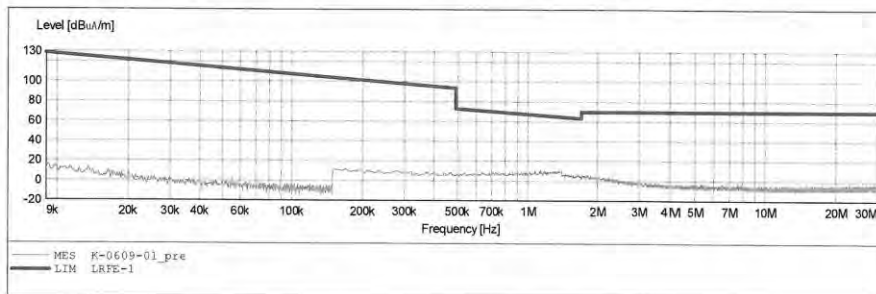
ACCURATE TECHNOLOGY CO.,LTD

FCC Class B 3M Radiated

EUT: 10.1" Android Tablet PC M/N:NS-F16AT10
Manufacturer: Lightcomm Technology Co., Ltd.
Operating Condition: TX 2402MHz
Test Site: 2# Chamber
Operator: LAN
Test Specification: AC 120V/60Hz
Comment: X
Start of Test: 2015-6-9 /

SCAN TABLE: "LFRE Fin"

Start	Stop	Step	_SUB STD_VTERM2 1.70	Detector	Meas. Time	IF Bandw.	Transducer
9.0 kHz	150.0 kHz	100.0 Hz		QuasiPeak	1.0 s	200 Hz	1516M
150.0 kHz	30.0 MHz	5.0 kHz		QuasiPeak	1.0 s	9 kHz	1516M



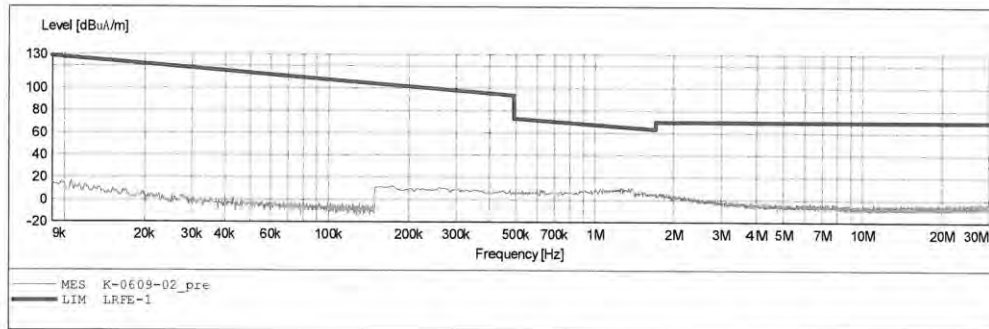
ACCURATE TECHNOLOGY CO.,LTD

FCC Class B 3M Radiated

EUT: 10.1" Android Tablet PC M/N:NS-P16AT10
Manufacturer: Lightcomm Technology Co., Ltd.
Operating Condition: TX 2402MHz
Test Site: 2# Chamber
Operator: LAN
Test Specification: AC 120V/60Hz
Comment: Y
Start of Test: 2015-6-9 /

SCAN TABLE: "LFRE Fin"

Short Description:			_SUB STD VTERM2 1.70			
Start Frequency	Stop Frequency	Step Width	Detector	Meas. Time	IF Bandw.	Transducer
9.0 kHz	150.0 kHz	100.0 Hz	QuasiPeak	1.0 s	200 Hz	1516M
150.0 kHz	30.0 MHz	5.0 kHz	QuasiPeak	1.0 s	9 kHz	1516M



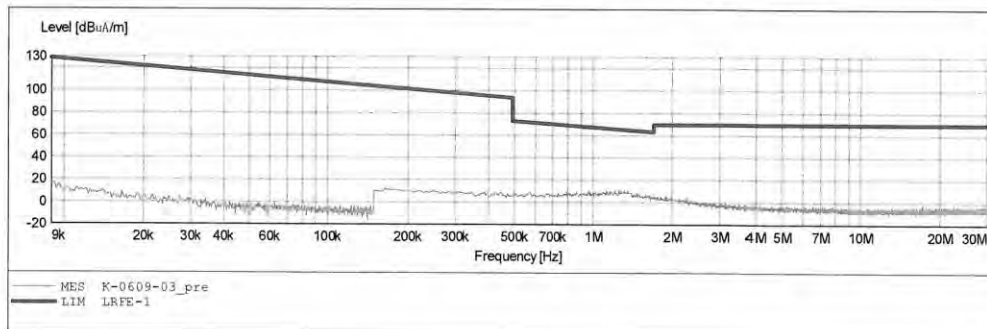
ACCURATE TECHNOLOGY CO., LTD

FCC Class B 3M Radiated

EUT: 10.1" Android Tablet PC M/N:NS-P16AT10
Manufacturer: Lightcomm Technology Co., Ltd.
Operating Condition: TX 2402MHz
Test Site: 2# Chamber
Operator: LAN
Test Specification: AC 120V/60Hz
Comment: Z
Start of Test: 2015-6-9 /

SCAN TABLE: "LFRE Fin"

Short Description:			SUB_STD VTERM2 1.70			
Start	Stop	Step	Detector	Meas. Time	IF Bandw.	Transducer
9.0 kHz	150.0 kHz	100.0 Hz	QuasiPeak	1.0 s	200 Hz	1516M
150.0 kHz	30.0 MHz	5.0 kHz	QuasiPeak	1.0 s	9 kHz	1516M



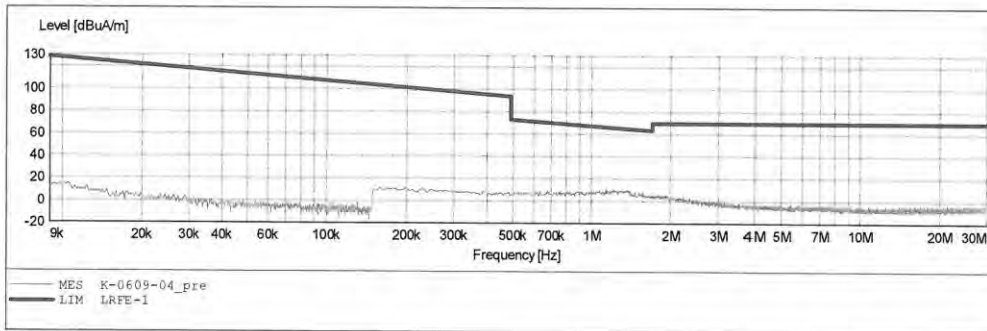
ACCURATE TECHNOLOGY CO., LTD

FCC Class B 3M Radiated

EUT: 10.1" Android Tablet PC M/N:NS-P16AT10
Manufacturer: Lightcomm Technology Co., Ltd.
Operating Condition: TX 2441MHz
Test Site: 2# Chamber
Operator: LAN
Test Specification: AC 120V/60Hz
Comment: X
Start of Test: 2015-6-9 /

SCAN TABLE: "LFRE Fin"

Short Description:			SUB STD VTERM2 1.70			
Start	Stop	Step	Detector	Meas. Time	IF Bandw.	Transducer
9.0 kHz	150.0 kHz	100.0 Hz	QuasiPeak	1.0 s	200 Hz	1516M
150.0 kHz	30.0 MHz	5.0 kHz	QuasiPeak	1.0 s	9 kHz	1516M



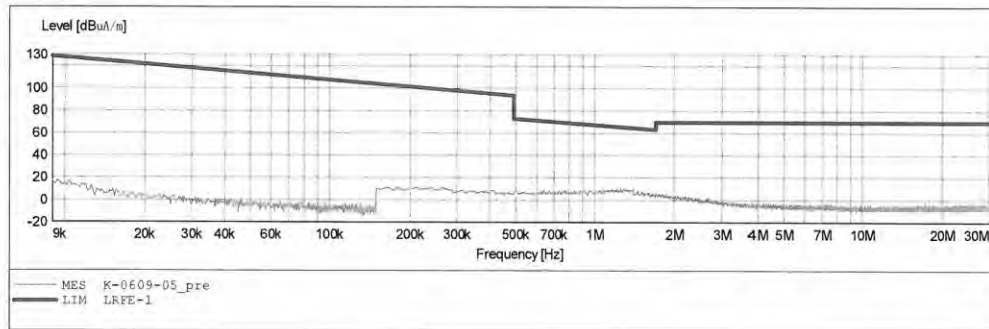
ACCURATE TECHNOLOGY CO.,LTD

FCC Class B 3M Radiated

EUT: 10.1" Android Tablet PC M/N:NS-P16AT10
Manufacturer: Lightcomm Technology Co., Ltd.
Operating Condition: TX 2441MHz
Test Site: 2# Chamber
Operator: LAN
Test Specification: AC 120V/60Hz
Comment: Y
Start of Test: 2015-6-9 /

SCAN TABLE: "LFRE Fin"

Short Description:			SUB STD VTERM2 1.70			
Start	Stop	Step	Detector	Meas. Time	IF Bandw.	Transducer
9.0 kHz	150.0 kHz	100.0 Hz	QuasiPeak	1.0 s	200 Hz	1516M
150.0 kHz	30.0 MHz	5.0 kHz	QuasiPeak	1.0 s	9 kHz	1516M



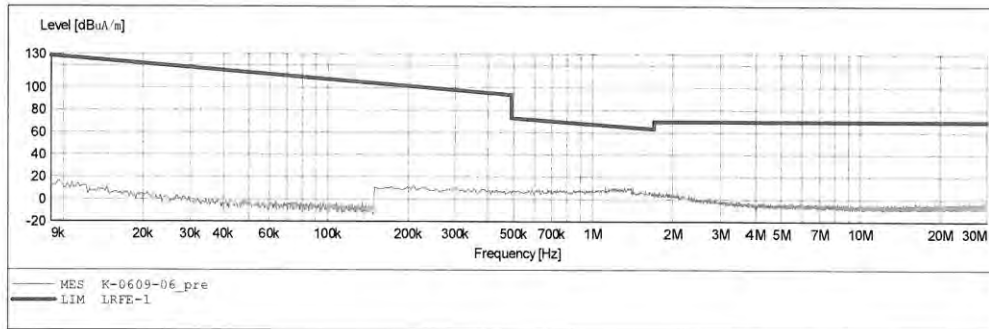
ACCURATE TECHNOLOGY CO.,LTD

FCC Class B 3M Radiated

EUT: 10.1" Android Tablet PC M/N:NS-P16AT10
Manufacturer: Lightcomm Technology Co., Ltd.
Operating Condition: TX 2441MHz
Test Site: 2# Chamber
Operator: LAN
Test Specification: AC 120V/60Hz
Comment: Z
Start of Test: 2015-6-9 /

SCAN TABLE: "LFRE Fin"

Short Description:			_SUB_STD VTERM2 1.70			
Start	Stop	Step	Detector	Meas. Time	IF Bandw.	Transducer
9.0 kHz	150.0 kHz	100.0 Hz	QuasiPeak	1.0 s	200 Hz	1516M
150.0 kHz	30.0 MHz	5.0 kHz	QuasiPeak	1.0 s	9 kHz	1516M



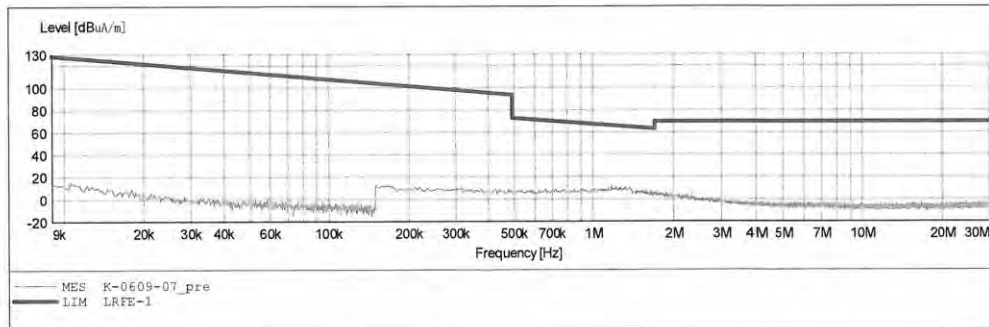
ACCURATE TECHNOLOGY CO.,LTD

FCC Class B 3M Radiated

EUT: 10.1" Android Tablet PC M/N:NS-P16AT10
Manufacturer: Lightcomm Technology Co., Ltd.
Operating Condition: TX 2480MHz
Test Site: 2# Chamber
Operator: LAN
Test Specification: AC 120V/60Hz
Comment: X
Start of Test: 2015-6-9 /

SCAN TABLE: "LFRE Fin"

Short Description:			SUB STD VTERM2 1.70				
Start	Stop	Step	Detector	Meas. Time	IF Bandw.	Transducer	
9.0 kHz	150.0 kHz	100.0 Hz	QuasiPeak	1.0 s	200 Hz	1516M	
150.0 kHz	30.0 MHz	5.0 kHz	QuasiPeak	1.0 s	9 kHz	1516M	



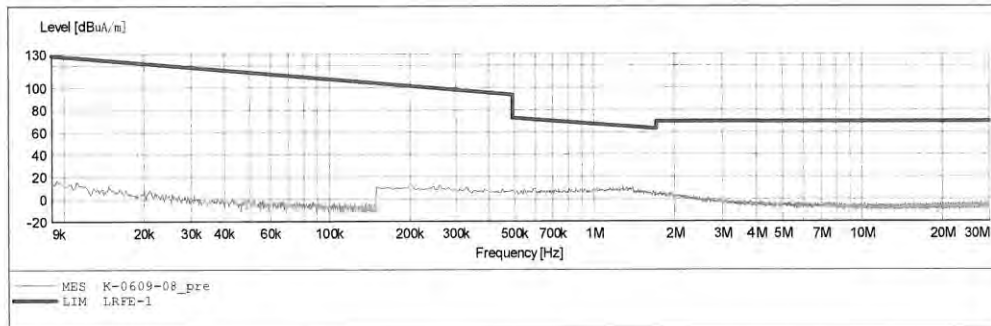
ACCURATE TECHNOLOGY CO.,LTD

FCC Class B 3M Radiated

EUT: 10.1" Android Tablet PC M/N:NS-P16AT10
Manufacturer: Lightcomm Technology Co., Ltd.
Operating Condition: TX 2480MHz
Test Site: 2# Chamber
Operator: LAN
Test Specification: AC 120V/60Hz
Comment: Y
Start of Test: 2015-6-9 /

SCAN TABLE: "LFRE Fin"

Short Description:			SUB_STD_VTERM2 1.70			
Start	Stop	Step	Detector	Meas. Time	IF Bandw.	Transducer
9.0 kHz	150.0 kHz	100.0 Hz	QuasiPeak	1.0 s	200 Hz	1516M
150.0 kHz	30.0 MHz	5.0 kHz	QuasiPeak	1.0 s	9 kHz	1516M



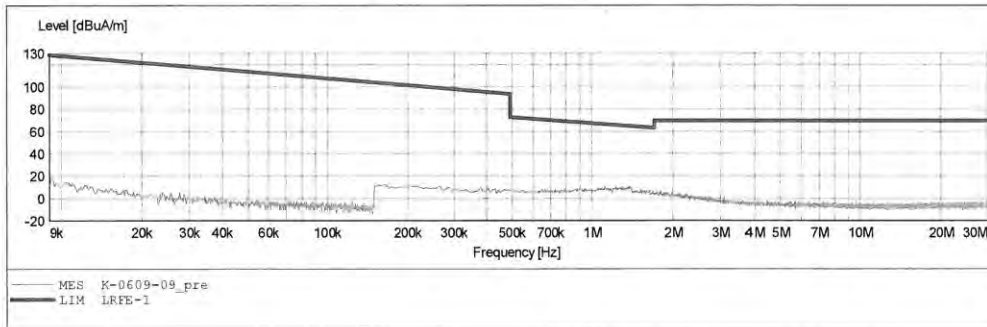
ACCURATE TECHNOLOGY CO.,LTD

FCC Class B 3M Radiated

EUT: 10.1" Android Tablet PC M/N:NS-P16AT10
Manufacturer: Lightcomm Technology Co., Ltd.
Operating Condition: TX 2480MHz
Test Site: 2# Chamber
Operator: LAN
Test Specification: AC 120V/60Hz
Comment: Z
Start of Test: 2015-6-9 /

SCAN TABLE: "LFRE Fin"

Short Description:			SUB STD VTERM2 1.70				
Start	Stop	Step	Detector	Meas. Time	IF Bandw.	Transducer	
9.0 kHz	150.0 kHz	100.0 Hz	QuasiPeak	1.0 s	200 Hz	1516M	
150.0 kHz	30.0 MHz	5.0 kHz	QuasiPeak	1.0 s	9 kHz	1516M	





ACCURATE TECHNOLOGY CO., LTD.

F1,Bldg.A,Changyuan New Material Port Keyuan Rd,
Science & Industry Park,Nanshan Shenzhen,P.R.China

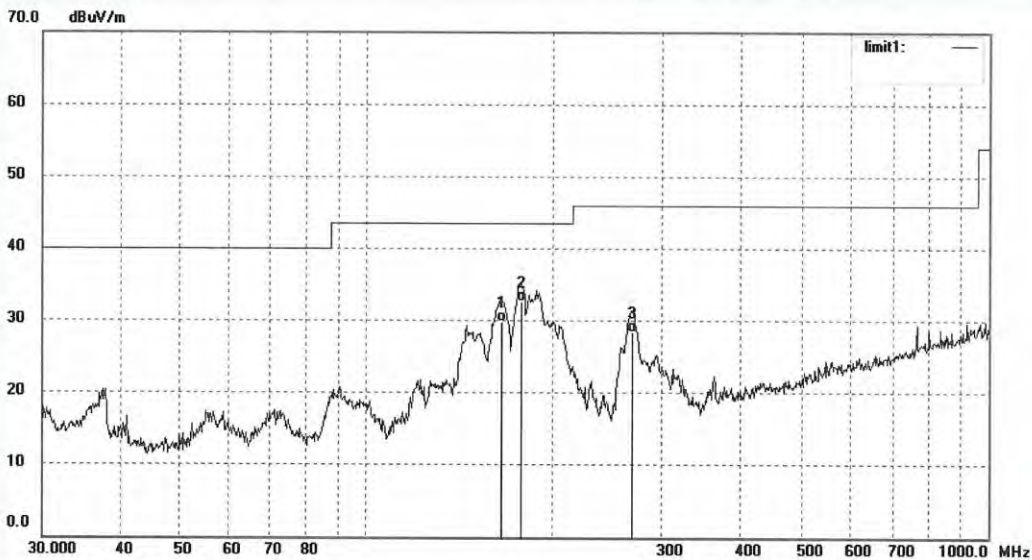
Site: 2# Chamber

Tel:+86-0755-26503290

Fax:+86-0755-26503396

Job No.: Ian2015-2 #729	Polarization: Horizontal
Standard: FCC Class B 3M Radiated	Power Source: AC 120V/60Hz
Test item: Radiation Test	Date: 15/06/15/
Temp.(C)/Hum.(%) 23 C / 48 %	Time:
EUT: 10.1" Android Tablet PC	Engineer Signature:
Mode: TX 2402MHz	Distance: 3m
Model: NS-P16AT10	
Manufacturer: Lightcomm Technology Co., Ltd.	

Note: Bluetooth 3.0



No.	Freq. (MHz)	Reading (dBuV/m)	Factor (dB)	Result (dBuV/m)	Limit (dBuV/m)	Margin (dB)	Detector	Height (cm)	Degree (deg.)	Remark
1	165.4866	44.20	-14.38	29.82	43.50	-13.68	QP			
2	178.1326	46.24	-13.54	32.70	43.50	-10.80	QP			
3	269.4284	38.67	-10.21	28.46	46.00	-17.54	QP			



ACCURATE TECHNOLOGY CO., LTD.

F1,Bldg,A,Changyuan New Material Port Keyuan Rd,
Science & Industry Park,Nanshan Shenzhen,P.R.China

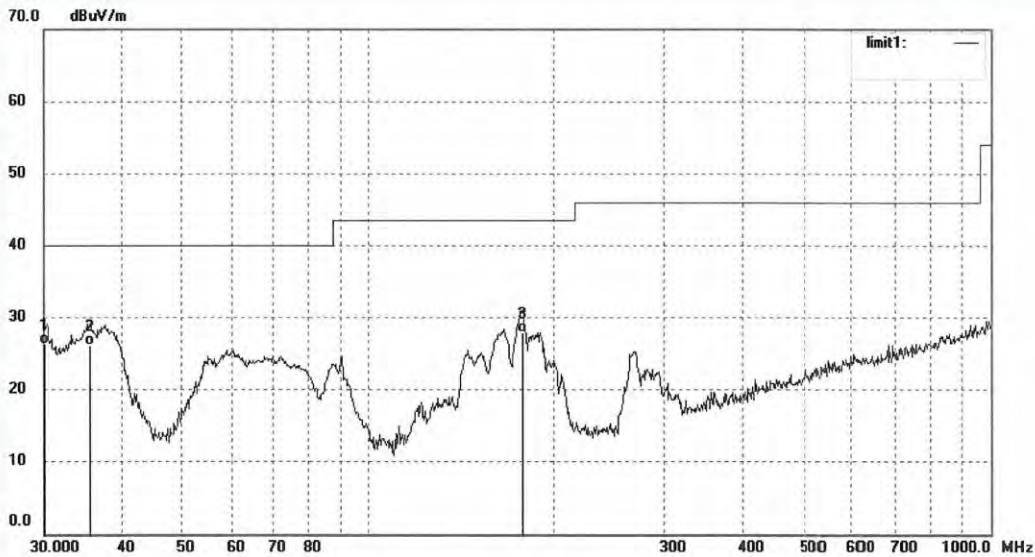
Site: 2# Chamber

Tel:+86-0755-26503290

Fax:+86-0755-26503396

Job No.: Ian2015-2 #730	Polarization: Vertical
Standard: FCC Class B 3M Radiated	Power Source: AC 120V/60Hz
Test item: Radiation Test	Date: 15/06/15/
Temp.(C)/Hum.(%) 23 C / 48 %	Time:
EUT: 10.1" Android Tablet PC	Engineer Signature:
Mode: TX 2402MHz	Distance: 3m
Model: NS-P16AT10	
Manufacturer: Lightcomm Technology Co., Ltd.	

Note: Bluetooth 3.0



No.	Freq. (MHz)	Reading (dBuV/m)	Factor (dB)	Result (dBuV/m)	Limit (dBuV/m)	Margin (dB)	Detector	Height (cm)	Degree (deg.)	Remark
1	30.0000	36.33	-9.93	26.40	40.00	-13.60	QP			
2	35.6240	36.78	-10.56	26.22	40.00	-13.78	QP			
3	177.5091	41.54	-13.56	27.98	43.50	-15.52	QP			



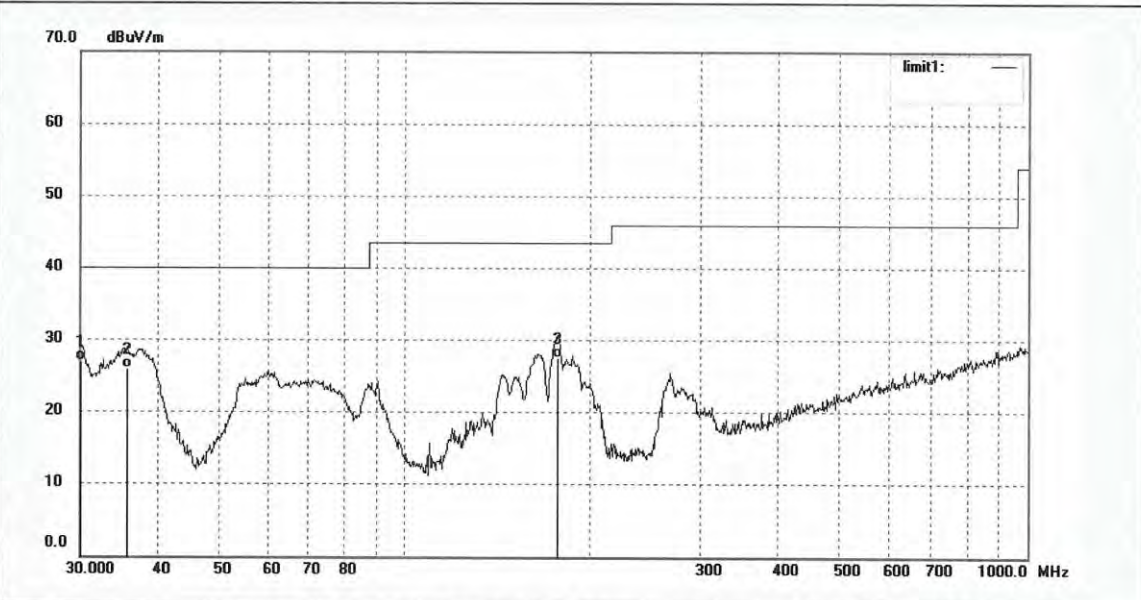
ACCURATE TECHNOLOGY CO., LTD.

F1,Bldg,A,Changyuan New Material Port Keyuan Rd,
Science & Industry Park,Nanshan Shenzhen,P.R.China

Site: 2# Chamber
Tel:+86-0755-26503290
Fax:+86-0755-26503396

Job No.: Ian2015-2 #731	Polarization: Vertical
Standard: FCC Class B 3M Radiated	Power Source: AC 120V/60Hz
Test item: Radiation Test	Date: 15/06/15/
Temp.(C)/Hum.(%) 23 C / 48 %	Time:
EUT: 10.1" Android Tablet PC	Engineer Signature:
Mode: TX 2441MHz	Distance: 3m
Model: NS-P16AT10	
Manufacturer: Lightcomm Technology Co., Ltd.	

Note: Bluetooth 3.0



No.	Freq. (MHz)	Reading (dBuV/m)	Factor (dB)	Result (dBuV/m)	Limit (dBuV/m)	Margin (dB)	Detector	Height (cm)	Degree (deg.)	Remark
1	30.0000	36.89	-9.93	26.96	40.00	-13.04	QP			
2	35.7490	36.62	-10.59	26.03	40.00	-13.97	QP			
3	176.8877	41.21	-13.57	27.64	43.50	-15.86	QP			



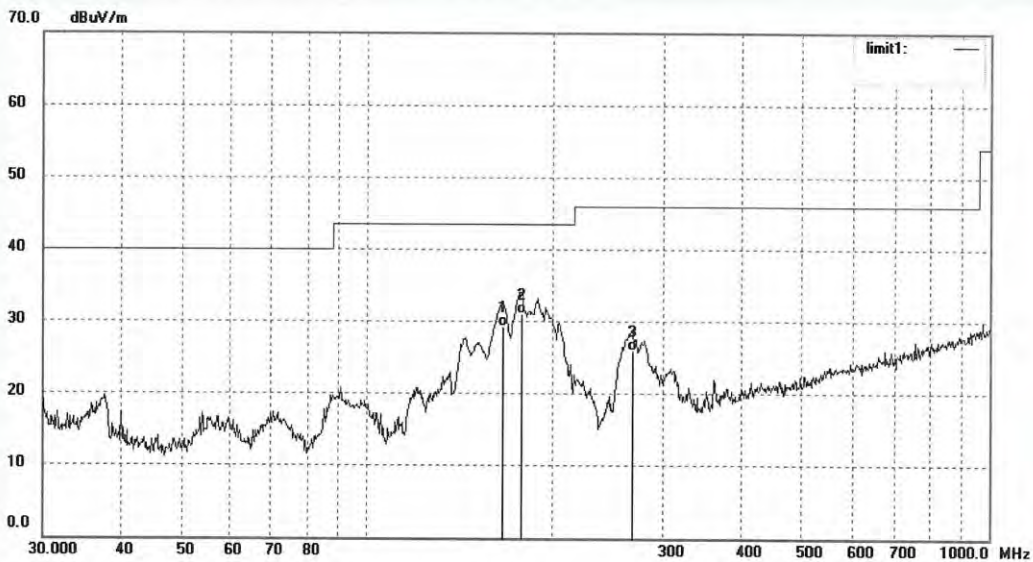
ACCURATE TECHNOLOGY CO., LTD.

F1,Bldg,A,Changyuan New Material Port Keyuan Rd,
Science & Industry Park,Nanshan Shenzhen,P.R.China

Site: 2# Chamber
Tel:+86-0755-26503290
Fax:+86-0755-26503396

Job No.: Ian2015-2 #732	Polarization: Horizontal
Standard: FCC Class B 3M Radiated	Power Source: AC 120V/60Hz
Test item: Radiation Test	Date: 15/06/15/
Temp.(C)/Hum.(%) 23 C / 48 %	Time:
EUT: 10.1" Android Tablet PC	Engineer Signature:
Mode: TX 2441MHz	Distance: 3m
Model: NS-P16AT10	
Manufacturer: Lightcomm Technology Co., Ltd.	

Note: Bluetooth 3.0



No.	Freq. (MHz)	Reading (dBuV/m)	Factor (dB)	Result (dBuV/m)	Limit (dBuV/m)	Margin (dB)	Detector	Height (cm)	Degree (deg.)	Remark
1	165.4866	43.77	-14.38	29.39	43.50	-14.11	QP			
2	177.5091	44.68	-13.56	31.12	43.50	-12.38	QP			
3	267.5455	36.33	-10.30	26.03	46.00	-19.97	QP			



ACCURATE TECHNOLOGY CO., LTD.

F1,Bldg.A,Changyuan New Material Port Keyuan Rd,
Science & Industry Park,Nanshan Shenzhen,P.R.China

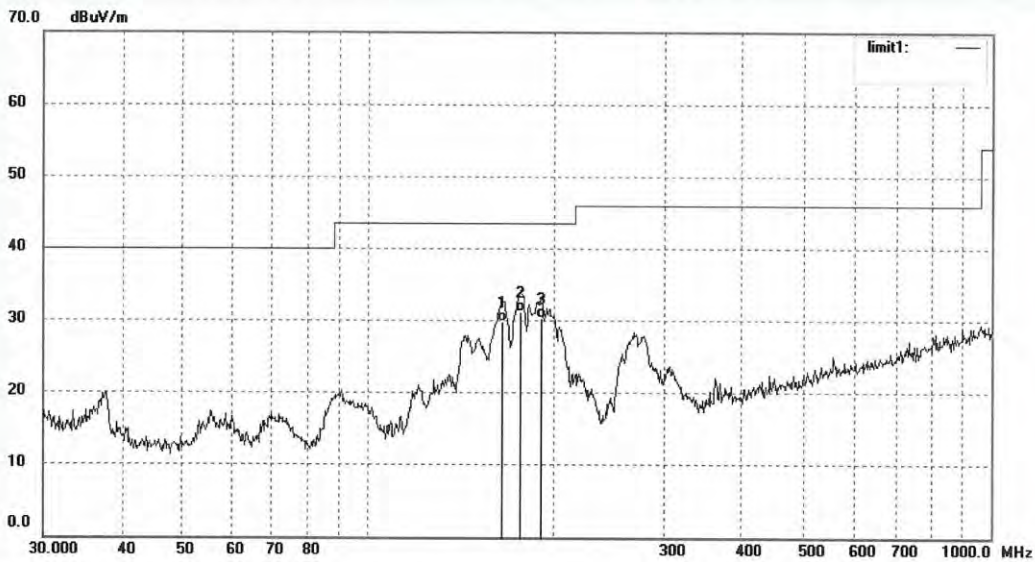
Site: 2# Chamber

Tel:+86-0755-26503290

Fax:+86-0755-26503396

Job No.: Ian2015-2 #733	Polarization: Horizontal
Standard: FCC Class B 3M Radiated	Power Source: AC 120V/60Hz
Test item: Radiation Test	Date: 15/06/15/
Temp.(C)/Hum.(%) 23 C / 48 %	Time:
EUT: 10.1" Android Tablet PC	Engineer Signature:
Mode: TX 2480MHz	Distance: 3m
Model: NS-P16AT10	
Manufacturer: Lightcomm Technology Co., Ltd.	

Note: Bluetooth 3.0



No.	Freq. (MHz)	Reading (dBuV/m)	Factor (dB)	Result (dBuV/m)	Limit (dBuV/m)	Margin (dB)	Detector	Height (cm)	Degree (deg.)	Remark
1	164.9074	44.35	-14.46	29.89	43.50	-13.61	QP			
2	175.6516	44.80	-13.62	31.18	43.50	-12.32	QP			
3	190.4050	42.97	-12.64	30.33	43.50	-13.17	QP			



ACCURATE TECHNOLOGY CO., LTD.

F1,Bldg,A,Changyuan New Material Port Keyuan Rd,
Science & Industry Park,Nanshan Shenzhen,P.R.China

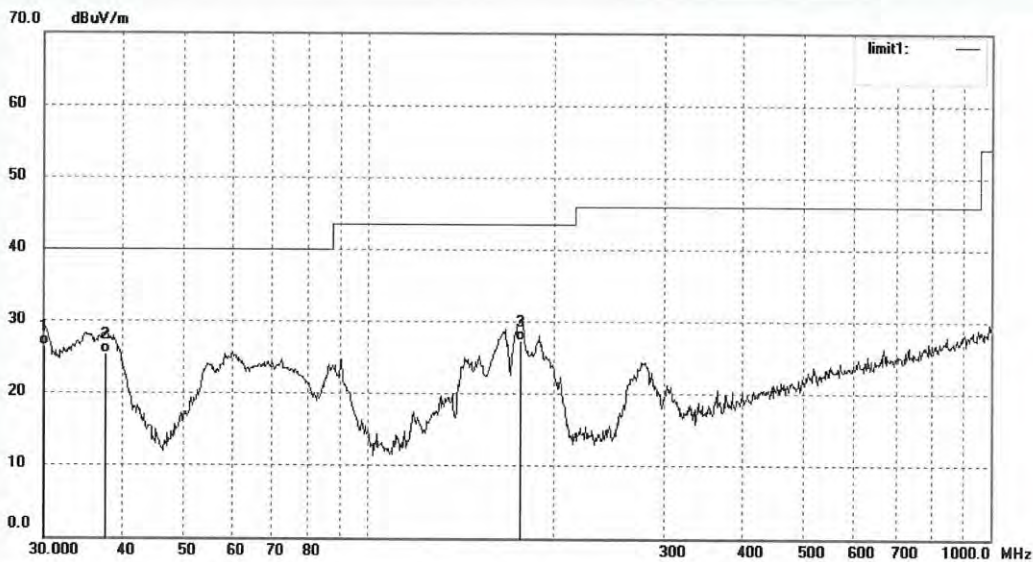
Site: 2# Chamber

Tel:+86-0755-26503290

Fax:+86-0755-26503396

Job No.: Ian2015-2 #734	Polarization: Vertical
Standard: FCC Class B 3M Radiated	Power Source: AC 120V/60Hz
Test item: Radiation Test	Date: 15/06/15/
Temp.(C)/Hum.(%) 23 C / 48 %	Time:
EUT: 10.1" Android Tablet PC	Engineer Signature:
Mode: TX 2480MHz	Distance: 3m
Model: NS-P16AT10	
Manufacturer: Lightcomm Technology Co., Ltd.	

Note: Bluetooth 3.0



No.	Freq. (MHz)	Reading (dBuV/m)	Factor (dB)	Result (dBuV/m)	Limit (dBuV/m)	Margin (dB)	Detector	Height (cm)	Degree (deg.)	Remark
1	30.1053	36.41	-9.94	26.47	40.00	-13.53	QP			
2	37.6798	36.45	-11.02	25.43	40.00	-14.57	QP			
3	175.6516	40.94	-13.62	27.32	43.50	-16.18	QP			



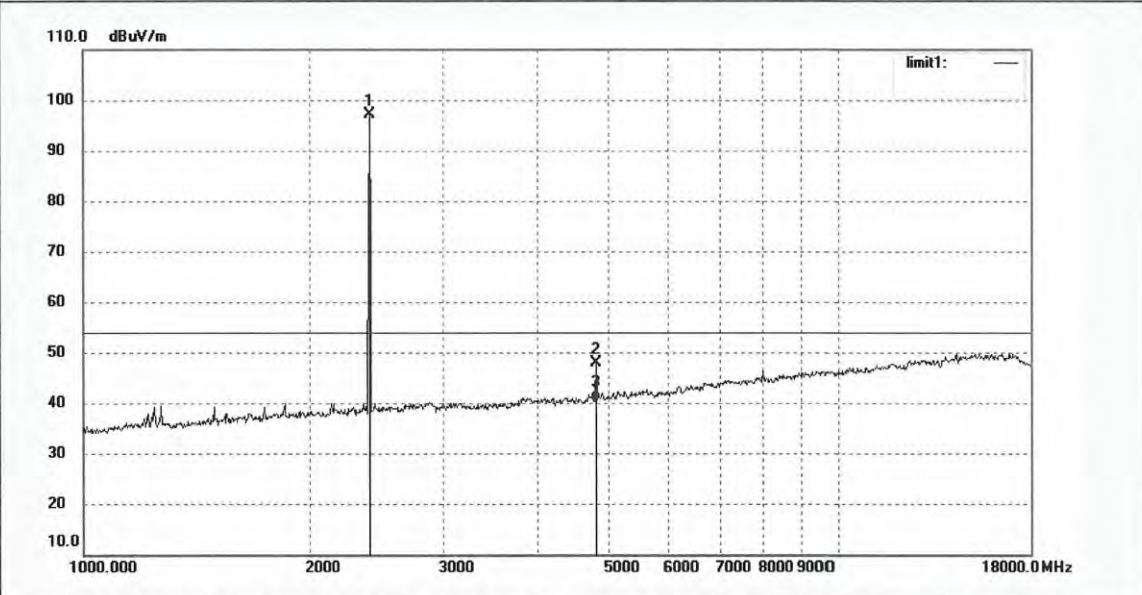
ACCURATE TECHNOLOGY CO., LTD.

F1,Bldg,A,Changyuan New Material Port Keyuan Rd,
Science & Industry Park,Nanshan Shenzhen,P.R.China

Site: 2# Chamber
Tel:+86-0755-26503290
Fax:+86-0755-26503396

Job No.: Ian2015-2 #472	Polarization: Horizontal
Standard: FCC Class B 3M Radiated	Power Source: AC 120V/60Hz
Test item: Radiation Test	Date: 15/06/15/
Temp.(C)/Hum.(%) 23 C / 48 %	Time:
EUT: 10.1" Android Tablet PC	Engineer Signature:
Mode: TX 2402MHz	Distance: 3m
Model: NS-P16AT10	
Manufacturer: Lightcomm Technology Co., Ltd.	

Note: Bluetooth 3.0



No.	Freq. (MHz)	Reading (dBuV/m)	Factor (dB)	Result (dBuV/m)	Limit (dBuV/m)	Margin (dB)	Detector	Height (cm)	Degree (deg.)	Remark
1	2402.000	104.70	-7.45	97.25	/	/	peak			
2	4804.010	48.23	-0.30	47.93	74.00	-26.07	peak			
3	4804.010	40.68	-0.30	40.38	54.00	-13.62	AVG			



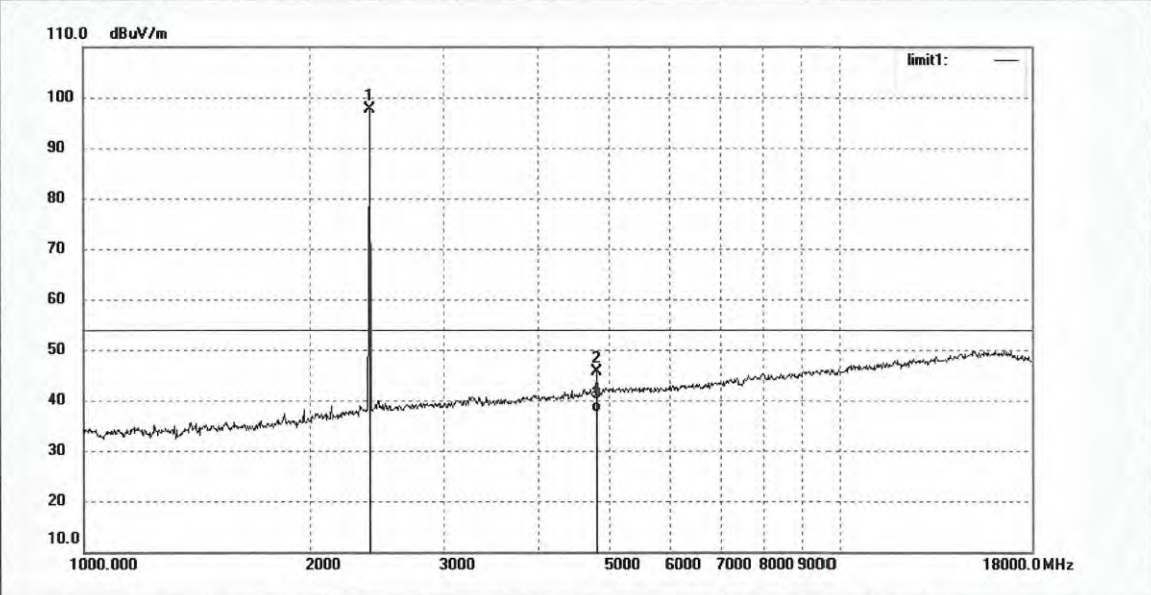
ACCURATE TECHNOLOGY CO., LTD.

F1,Bldg,A,Changyuan New Material Port Keyuan Rd,
Science & Industry Park,Nanshan Shenzhen,P.R.China

Site: 2# Chamber
Tel:+86-0755-26503290
Fax:+86-0755-26503396

Job No.: Ian2015-2 #473	Polarization: Vertical
Standard: FCC Class B 3M Radiated	Power Source: AC 120V/60Hz
Test item: Radiation Test	Date: 15/06/15/
Temp.(C)/Hum.(%) 23 C / 48 %	Time:
EUT: 10.1" Android Tablet PC	Engineer Signature:
Mode: TX 2402MHz	Distance: 3m
Model: NS-P16AT10	
Manufacturer: Lightcomm Technology Co., Ltd.	

Note: Bluetooth 3.0



No.	Freq. (MHz)	Reading (dBuV/m)	Factor (dB)	Result (dBuV/m)	Limit (dBuV/m)	Margin (dB)	Detector	Height (cm)	Degree (deg.)	Remark
1	2402.000	105.20	-7.45	97.75	/	/	peak			
2	4804.022	46.02	-0.30	45.72	74.00	-28.28	peak			
3	4804.022	37.94	-0.30	37.64	54.00	-16.36	AVG			



ACCURATE TECHNOLOGY CO., LTD.

F1,Bldg,A,Changyuan New Material Port Keyuan Rd,
Science & Industry Park,Nanshan Shenzhen,P.R.China

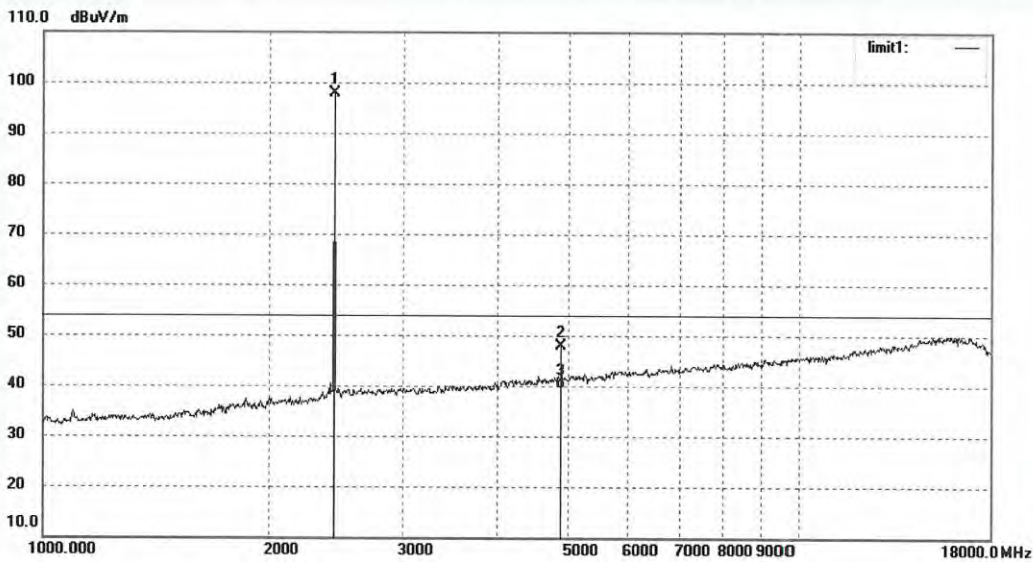
Site: 2# Chamber

Tel:+86-0755-26503290

Fax:+86-0755-26503396

Job No.: Ian2015-2 #476	Polarization: Horizontal
Standard: FCC Class B 3M Radiated	Power Source: AC 120V/60Hz
Test item: Radiation Test	Date: 15/06/15/
Temp.(C)/Hum.(%) 23 C / 48 %	Time:
EUT: 10.1" Android Tablet PC	Engineer Signature:
Mode: TX 2441MHz	Distance: 3m
Model: NS-P16AT10	
Manufacturer: Lightcomm Technology Co., Ltd.	

Note: Bluetooth 3.0



No.	Freq. (MHz)	Reading (dBuV/m)	Factor (dB)	Result (dBuV/m)	Limit (dBuV/m)	Margin (dB)	Detector	Height (cm)	Degree (deg.)	Remark
1	2441.000	105.18	-7.35	97.83	/	/	peak			
2	4882.015	47.85	0.14	47.99	74.00	-26.01	peak			
3	4882.015	39.33	0.14	39.47	54.00	-14.53	AVG			



ACCURATE TECHNOLOGY CO., LTD.

F1,Bldg,A,Changyuan New Material Port Keyuan Rd,
Science & Industry Park,Nanshan Shenzhen,P.R.China

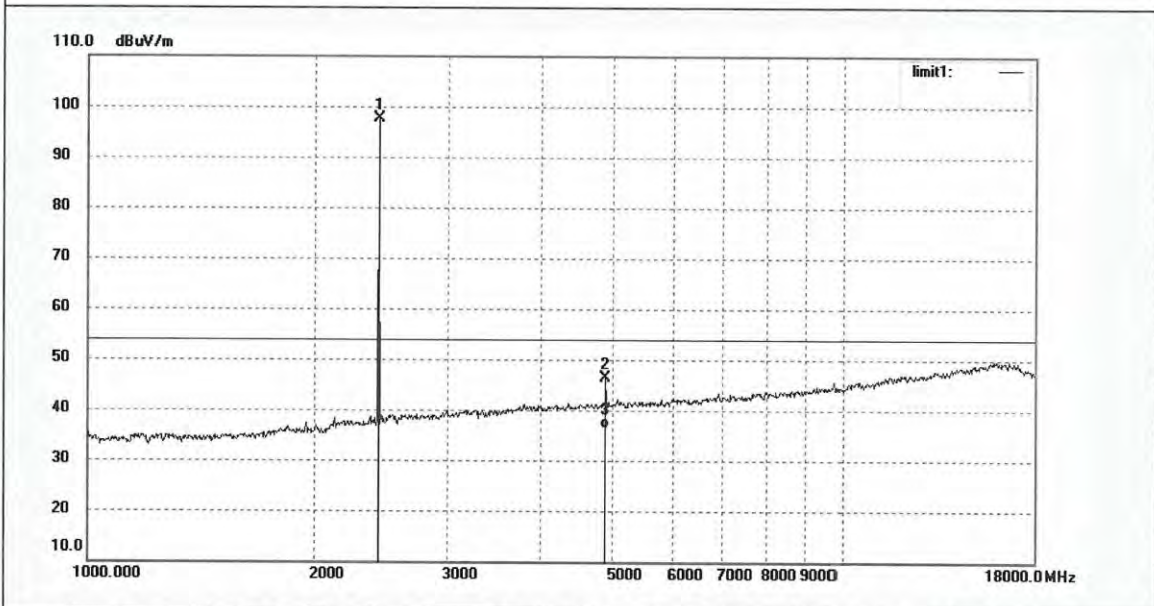
Site: 2# Chamber

Tel:+86-0755-26503290

Fax:+86-0755-26503396

Job No.: Ian2015-2 #477	Polarization: Vertical
Standard: FCC Class B 3M Radiated	Power Source: AC 120V/60Hz
Test item: Radiation Test	Date: 15/06/15/
Temp.(C)/Hum.(%) 23 C / 48 %	Time:
EUT: 10.1" Android Tablet PC	Engineer Signature:
Mode: TX 2441MHz	Distance: 3m
Model: NS-P16AT10	
Manufacturer: Lightcomm Technology Co., Ltd.	

Note: Bluetooth 3.0



No.	Freq. (MHz)	Reading (dBuV/m)	Factor (dB)	Result (dBuV/m)	Limit (dBuV/m)	Margin (dB)	Detector	Height (cm)	Degree (deg.)	Remark
1	2441.000	105.03	-7.35	97.68	/	/	peak			
2	4882.021	46.33	0.14	46.47	74.00	-27.53	peak			
3	4882.021	36.14	0.14	36.28	54.00	-17.72	AVG			



ACCURATE TECHNOLOGY CO., LTD.

F1,Bldg,A,Changyuan New Material Port Keyuan Rd,
Science & Industry Park,Nanshan Shenzhen,P.R.China

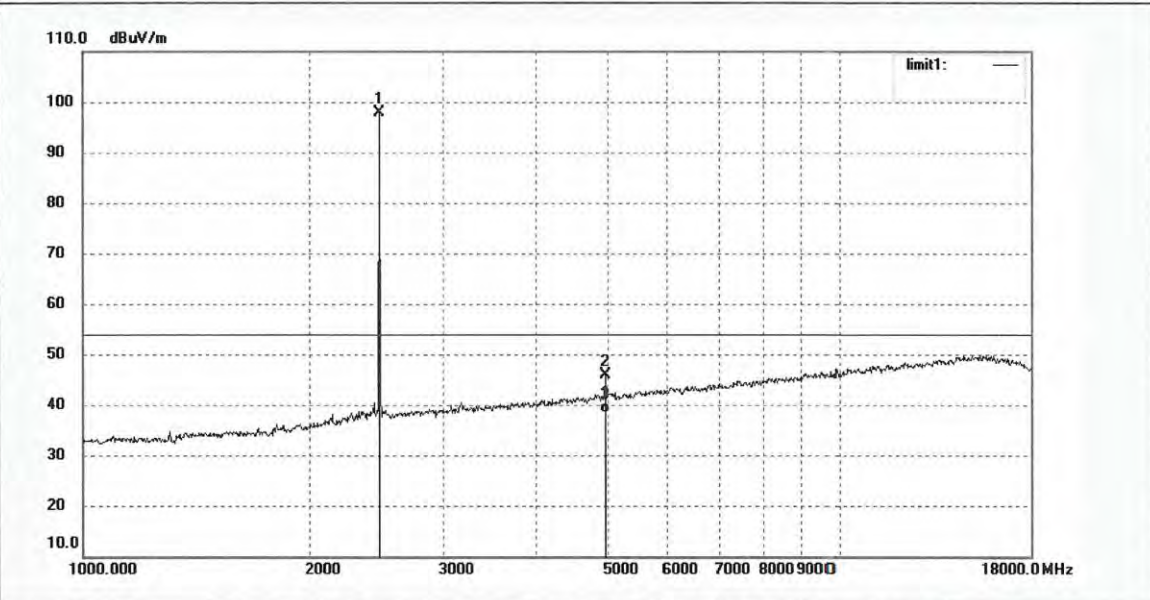
Site: 2# Chamber

Tel:+86-0755-26503290

Fax:+86-0755-26503396

Job No.: Ian2015-2 #478	Polarization: Vertical
Standard: FCC Class B 3M Radiated	Power Source: AC 120V/60Hz
Test item: Radiation Test	Date: 15/06/15/
Temp.(C)/Hum.(%) 23 C / 48 %	Time:
EUT: 10.1" Android Tablet PC	Engineer Signature:
Mode: TX 2480MHz	Distance: 3m
Model: NS-P16AT10	
Manufacturer: Lightcomm Technology Co., Ltd.	

Note: Bluetooth 3.0



No.	Freq. (MHz)	Reading (dBuV/m)	Factor (dB)	Result (dBuV/m)	Limit (dBuV/m)	Margin (dB)	Detector	Height (cm)	Degree (deg.)	Remark
1	2480.000	105.24	-7.37	97.87	/	/	peak			
2	4960.027	45.35	0.52	45.87	74.00	-28.13	peak			
3	4960.027	37.85	0.52	38.37	54.00	-15.63	AVG			



ACCURATE TECHNOLOGY CO., LTD.

F1,Bldg.A,Changyuan New Material Port Keyuan Rd,
Science & Industry Park,Nanshan Shenzhen,P.R.China

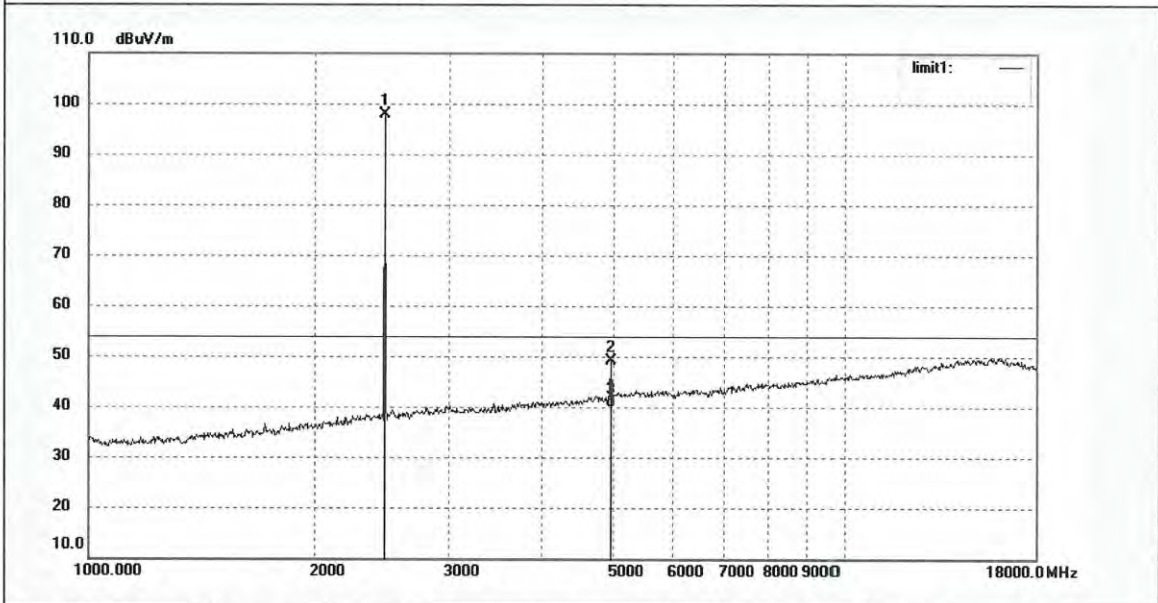
Site: 2# Chamber

Tel:+86-0755-26503290

Fax:+86-0755-26503396

Job No.: Ian2015-2 #479	Polarization: Horizontal
Standard: FCC Class B 3M Radiated	Power Source: AC 120V/60Hz
Test item: Radiation Test	Date: 15/06/15/
Temp.(C)/Hum.(%) 23 C / 48 %	Time:
EUT: 10.1" Android Tablet PC	Engineer Signature:
Mode: TX 2480MHz	Distance: 3m
Model: NS-P16AT10	
Manufacturer: Lightcomm Technology Co., Ltd.	

Note: Bluetooth 3.0



No.	Freq. (MHz)	Reading (dBuV/m)	Factor (dB)	Result (dBuV/m)	Limit (dBuV/m)	Margin (dB)	Detector	Height (cm)	Degree (deg.)	Remark
1	2480.000	105.24	-7.37	97.87	/	/	peak			
2	4960.032	48.70	0.52	49.22	74.00	-24.78	peak			
3	4960.032	39.27	0.52	39.79	54.00	-14.21	AVG			



ACCURATE TECHNOLOGY CO., LTD.

F1,Bldg,A,Changyuan New Material Port Keyuan Rd,
Science & Industry Park,Nanshan Shenzhen,P.R.China

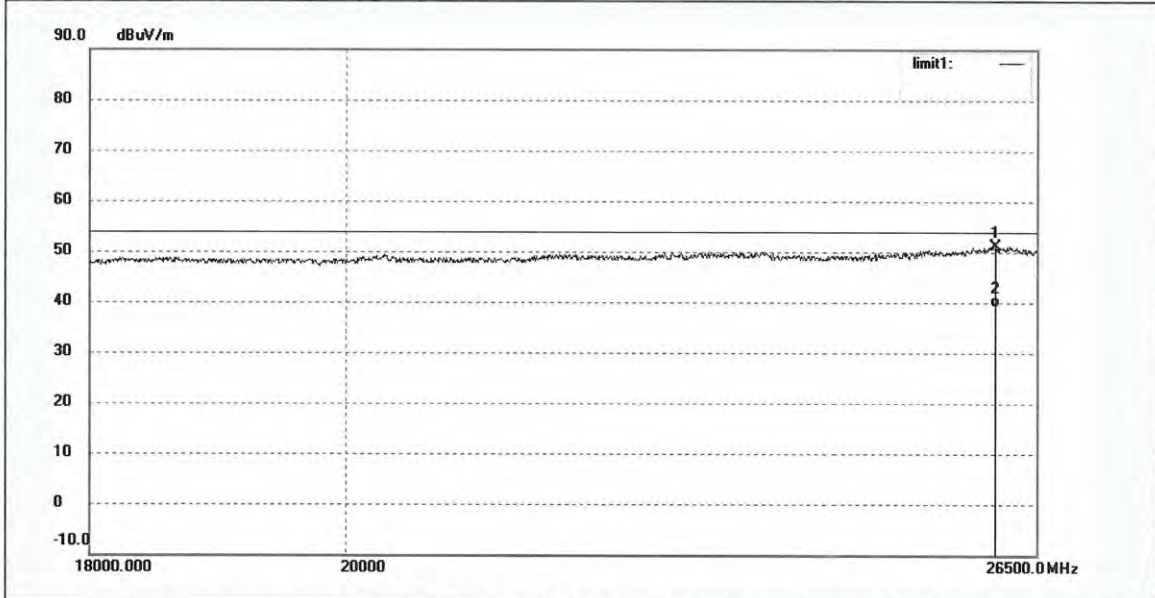
Site: 2# Chamber

Tel:+86-0755-26503290

Fax:+86-0755-26503396

Job No.: Ian2015-2 #687	Polarization: Horizontal
Standard: FCC Class B 3M Radiated	Power Source: AC 120V/60Hz
Test item: Radiation Test	Date: 15/06/15/
Temp.(C)/Hum.(%) 23 C / 48 %	Time:
EUT: 10.1" Android Tablet PC	Engineer Signature:
Mode: TX 2402MHz	Distance: 3m
Model: NS-P16AT10	
Manufacturer: Lightcomm Technology Co., Ltd.	

Note: Bluetooth 3.0



No.	Freq. (MHz)	Reading (dBuV/m)	Factor (dB)	Result (dBuV/m)	Limit (dBuV/m)	Margin (dB)	Detector	Height (cm)	Degree (deg.)	Remark
1	26062.917	34.64	16.50	51.14	74.00	-22.86	peak			
2	26062.917	22.71	16.50	39.21	54.00	-14.79	AVG			

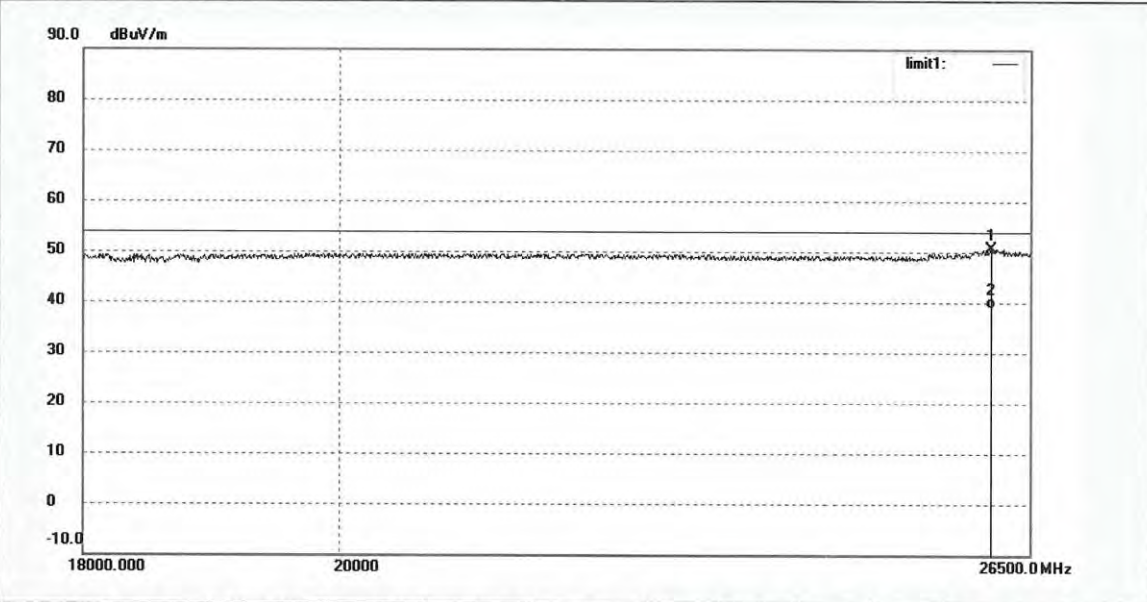


ACCURATE TECHNOLOGY CO., LTD.
 F1,Bldg,A,Changyuan New Material Port Keyuan Rd,
 Science & Industry Park,Nanshan Shenzhen,P.R.China

Site: 2# Chamber
 Tel:+86-0755-26503290
 Fax:+86-0755-26503396

Job No.: Ian2015-2 #688	Polarization: Vertical
Standard: FCC Class B 3M Radiated	Power Source: AC 120V/60Hz
Test item: Radiation Test	Date: 15/06/15/
Temp.(C)/Hum.(%) 23 C / 48 %	Time:
EUT: 10.1" Android Tablet PC	Engineer Signature:
Mode: TX 2402MHz	Distance: 3m
Model: NS-P16AT10	
Manufacturer: Lightcomm Technology Co., Ltd.	

Note: Bluetooth 3.0



No.	Freq. (MHz)	Reading (dBuV/m)	Factor (dB)	Result (dBuV/m)	Limit (dBuV/m)	Margin (dB)	Detector	Height (cm)	Degree (deg.)	Remark
1	26083.086	34.20	16.50	50.70	74.00	-23.30	peak			
2	26083.086	22.32	16.50	38.82	54.00	-15.18	AVG			

Produkte
 Products



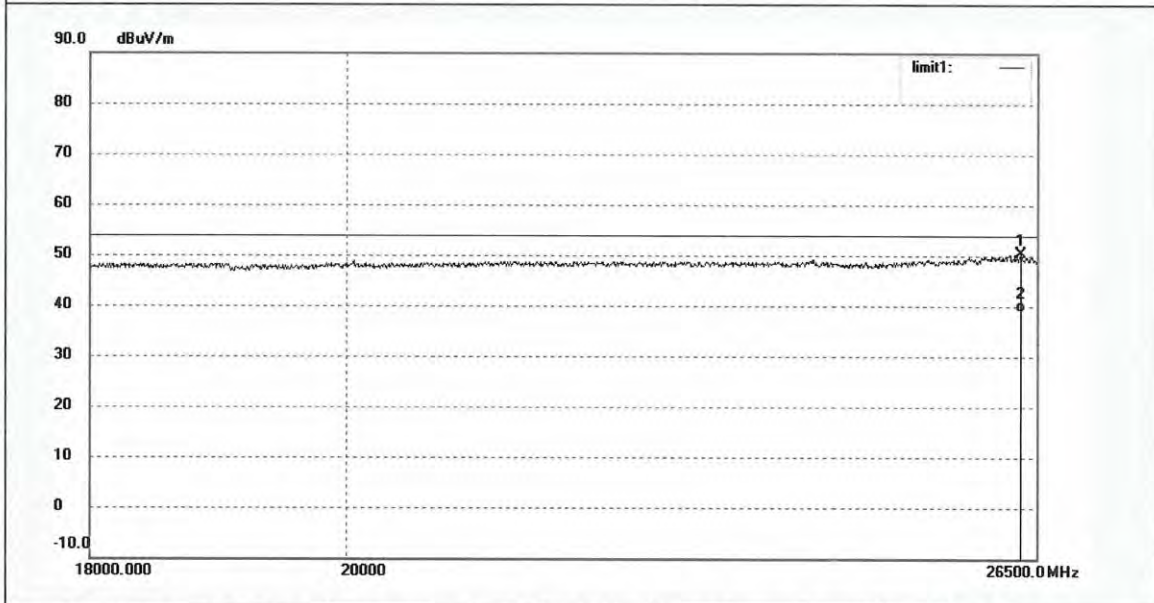
ACCURATE TECHNOLOGY CO., LTD.

F1,Bldg,A,Changyuan New Material Port Keyuan Rd,
 Science & Industry Park,Nanshan Shenzhen,P.R.China

Site: 2# Chamber
 Tel:+86-0755-26503290
 Fax:+86-0755-26503396

Job No.: Ian2015-2 #689	Polarization: Vertical
Standard: FCC Class B 3M Radiated	Power Source: AC 120V/60Hz
Test item: Radiation Test	Date: 15/06/15/
Temp.(C)/Hum.(%) 23 C / 48 %	Time:
EUT: 10.1" Android Tablet PC	Engineer Signature:
Mode: TX 2441MHz	Distance: 3m
Model: NS-P16AT10	
Manufacturer: Lightcomm Technology Co., Ltd.	

Note: Bluetooth 3.0



No.	Freq. (MHz)	Reading (dBuV/m)	Factor (dB)	Result (dBuV/m)	Limit (dBuV/m)	Margin (dB)	Detector	Height (cm)	Degree (deg.)	Remark
1	26326.330	33.85	16.50	50.35	74.00	-23.65	peak			
2	26326.330	22.32	16.50	38.82	54.00	-15.18	AVG			

Produkte
 Products



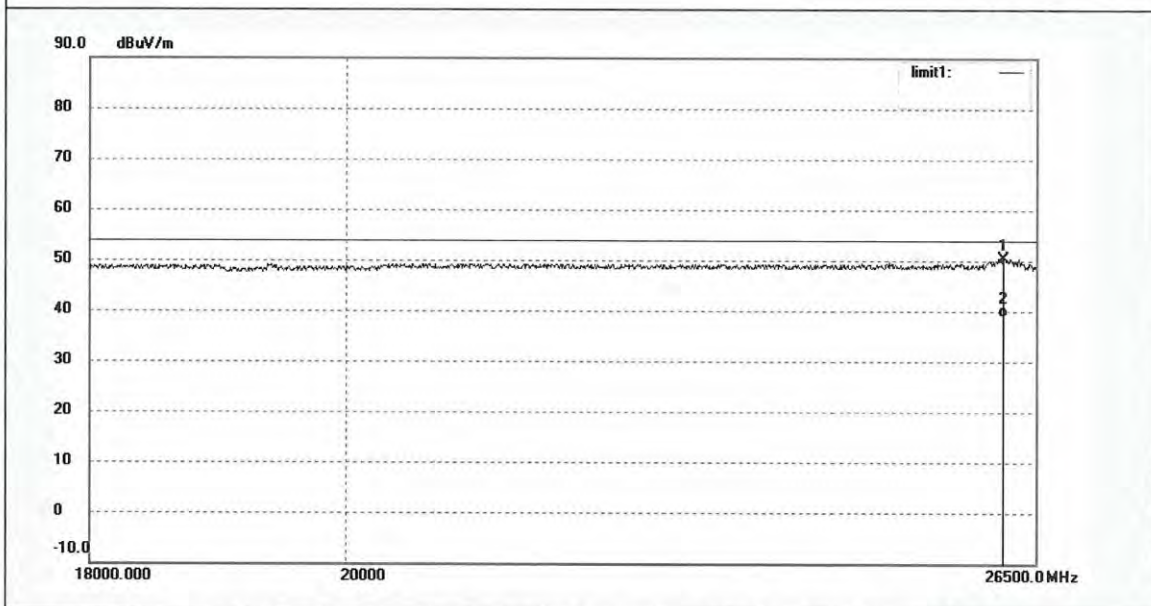
ACCURATE TECHNOLOGY CO., LTD.

F1,Bldg,A,Changyuan New Material Port Keyuan Rd,
 Science & Industry Park,Nanshan Shenzhen,P.R.China

Site: 2# Chamber
 Tel:+86-0755-26503290
 Fax:+86-0755-26503396

Job No.: Ian2015-2 #690	Polarization: Horizontal
Standard: FCC Class B 3M Radiated	Power Source: AC 120V/60Hz
Test item: Radiation Test	Date: 15/06/15/
Temp.(C)/Hum.(%) 23 C / 48 %	Time:
EUT: 10.1" Android Tablet PC	Engineer Signature:
Mode: TX 2441MHz	Distance: 3m
Model: NS-P16AT10	
Manufacturer: Lightcomm Technology Co., Ltd.	

Note: Bluetooth 3.0



No.	Freq. (MHz)	Reading (dBuV/m)	Factor (dB)	Result (dBuV/m)	Limit (dBuV/m)	Margin (dB)	Detector	Height (cm)	Degree (deg.)	Remark
1	26153.799	33.99	16.50	50.49	74.00	-23.51	peak			
2	26153.799	22.38	16.50	38.88	54.00	-15.12	AVG			

Produkte
 Products



ACCURATE TECHNOLOGY CO., LTD.

F1,Bldg,A,Changyuan New Material Port Keyuan Rd,
 Science & Industry Park,Nanshan Shenzhen,P.R.China

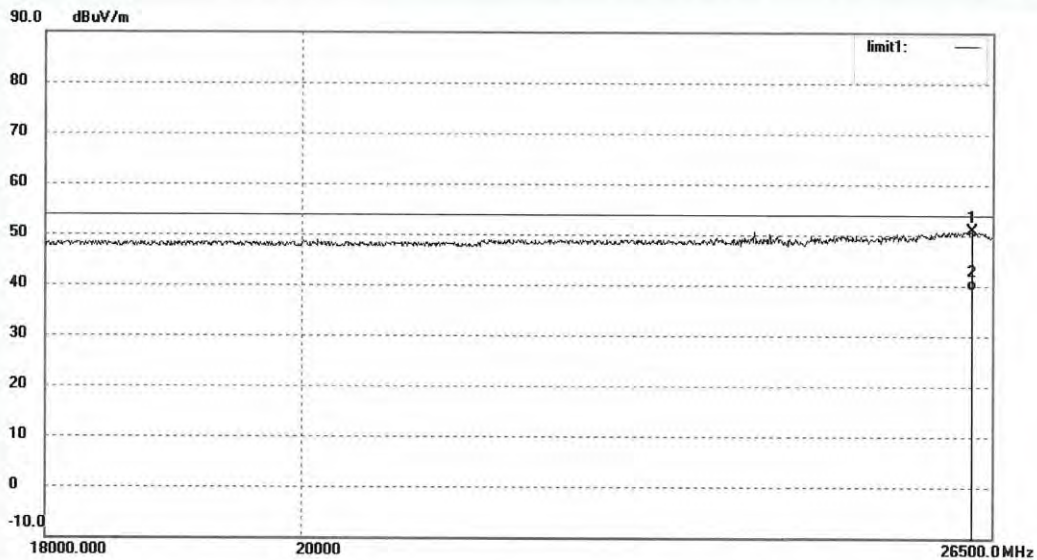
Site: 2# Chamber

Tel:+86-0755-26503290

Fax:+86-0755-26503396

Job No.: Ian2015-2 #691	Polarization: Horizontal
Standard: FCC Class B 3M Radiated	Power Source: AC 120V/60Hz
Test item: Radiation Test	Date: 15/06/15/
Temp.(C)/Hum.(%) 23 C / 48 %	Time:
EUT: 10.1" Android Tablet PC	Engineer Signature:
Mode: TX 2480MHz	Distance: 3m
Model: NS-P16AT10	
Manufacturer: Lightcomm Technology Co., Ltd.	

Note: Bluetooth 3.0



No.	Freq. (MHz)	Reading (dBuV/m)	Factor (dB)	Result (dBuV/m)	Limit (dBuV/m)	Margin (dB)	Detector	Height (cm)	Degree (deg.)	Remark
1	26285.633	34.50	16.50	51.00	74.00	-23.00	peak			
2	26285.633	22.64	16.50	39.14	54.00	-14.86	AVG			



ACCURATE TECHNOLOGY CO., LTD.

F1,Bldg,A,Changyuan New Material Port Keyuan Rd,
Science & Industry Park,Nanshan Shenzhen,P.R.China

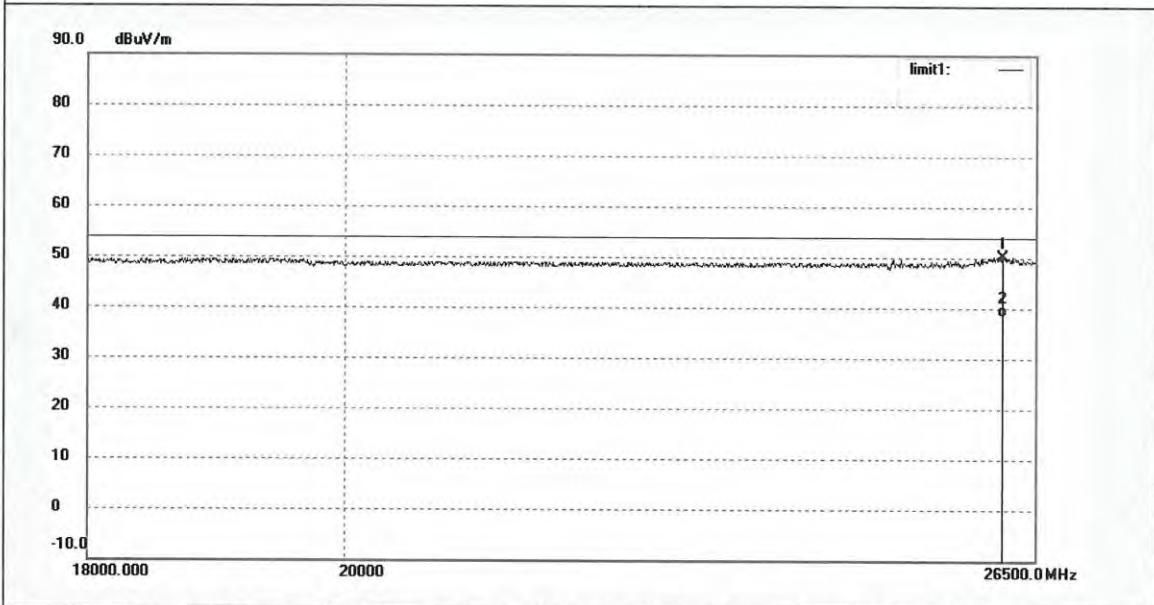
Site: 2# Chamber

Tel:+86-0755-26503290

Fax:+86-0755-26503396

Job No.: Ian2015-2 #692	Polarization: Vertical
Standard: FCC Class B 3M Radiated	Power Source: AC 120V/60Hz
Test item: Radiation Test	Date: 15/06/15/
Temp.(C)/Hum.(%) 23 C / 48 %	Time:
EUT: 10.1" Android Tablet PC	Engineer Signature:
Mode: TX 2480MHz	Distance: 3m
Model: NS-P16AT10	
Manufacturer: Lightcomm Technology Co., Ltd.	

Note: Bluetooth 3.0



No.	Freq. (MHz)	Reading (dBuV/m)	Factor (dB)	Result (dBuV/m)	Limit (dBuV/m)	Margin (dB)	Detector	Height (cm)	Degree (deg.)	Remark
1	26153.799	33.74	16.50	50.24	74.00	-23.76	peak			
2	26153.799	21.83	16.50	38.33	54.00	-15.67	AVG			

9 Test Plot of Spurious Emission of transmitting of Bluetooth LE mode

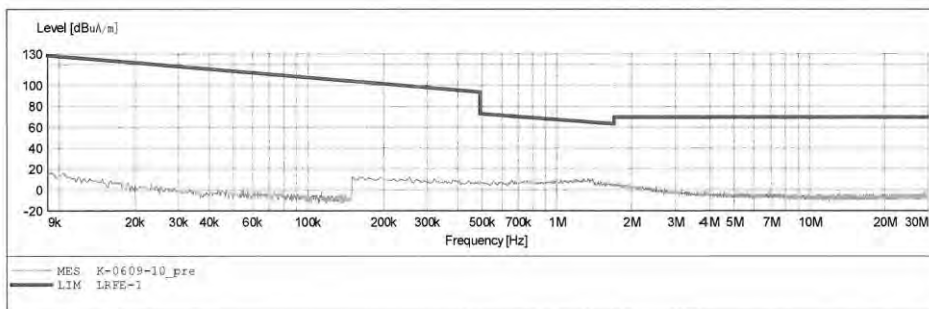
ACCURATE TECHNOLOGY CO.,LTD

FCC Class B 3M Radiated

EUT: 10.1" Android Tablet PC M/N:NS-P16AT10
Manufacturer: Lightcomm Technology Co., Ltd.
Operating Condition: TX 2402MHz
Test Site: 2# Chamber
Operator: LAN
Test Specification: AC 120V/60Hz
Comment: X
Start of Test: 2015-6-9 /

SCAN TABLE: "LFRE Fin"

Start Frequency	Stop Frequency	Step Width	Detector	Meas. Time	IF Bandw.	Transducer
9.0 kHz	150.0 kHz	100.0 Hz	QuasiPeak	1.0 s	200 Hz	1516M
150.0 kHz	30.0 MHz	5.0 kHz	QuasiPeak	1.0 s	9 kHz	1516M



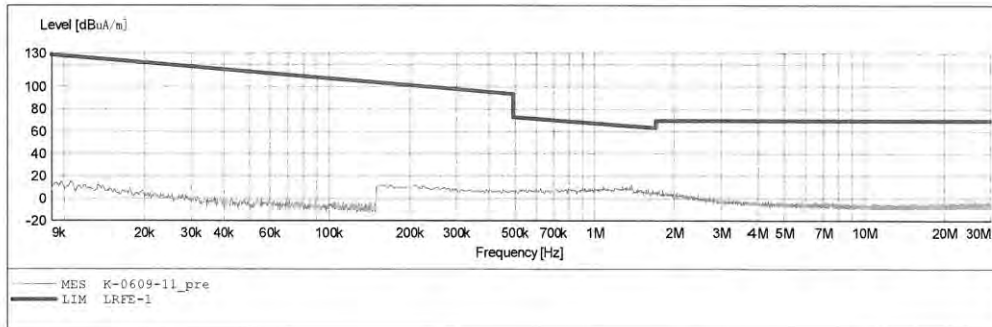
ACCURATE TECHNOLOGY CO., LTD

FCC Class B 3M Radiated

EUT: 10.1" Android Tablet PC M/N:NS-P16AT10
Manufacturer: Lightcomm Technology Co., Ltd.
Operating Condition: TX 2402MHz
Test Site: 2# Chamber
Operator: LAN
Test Specification: AC 120V/60Hz
Comment: Y
Start of Test: 2015-6-9 /

SCAN TABLE: "LFRE Fin"

Short Description:			_SUB STD VTERM2 1.70			
Start	Stop	Step	Detector	Meas. Time	IF Bandw.	Transducer
9.0 kHz	150.0 kHz	100.0 Hz	QuasiPeak	1.0 s	200 Hz	1516M
150.0 kHz	30.0 MHz	5.0 kHz	QuasiPeak	1.0 s	9 kHz	1516M



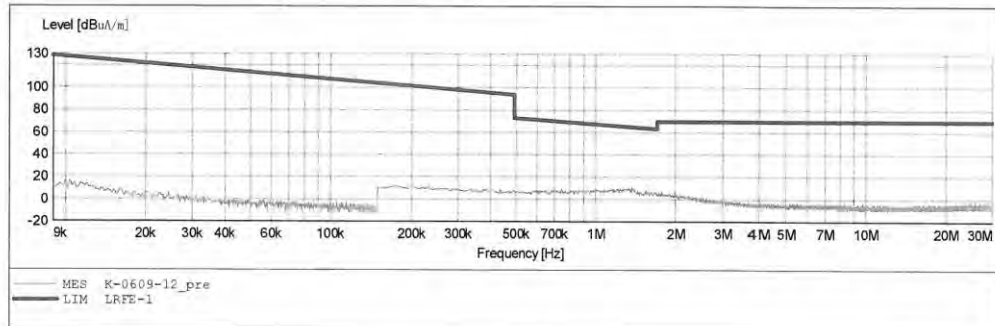
ACCURATE TECHNOLOGY CO., LTD

FCC Class B 3M Radiated

EUT: 10.1" Android Tablet PC M/N:NS-P16AT10
Manufacturer: Lightcomm Technology Co., Ltd.
Operating Condition: TX 2402MHz
Test Site: 2# Chamber
Operator: LAN
Test Specification: AC 120V/60Hz
Comment: Z
Start of Test: 2015-6-9 /

SCAN TABLE: "LFRE Fin"

Short Description:			SUB STD_VTERM2 1.70			
Start	Stop	Step	Detector	Meas. Time	IF Bandw.	Transducer
9.0 kHz	150.0 kHz	100.0 Hz	QuasiPeak	1.0 s	200 Hz	1516M
150.0 kHz	30.0 MHz	5.0 kHz	QuasiPeak	1.0 s	9 kHz	1516M



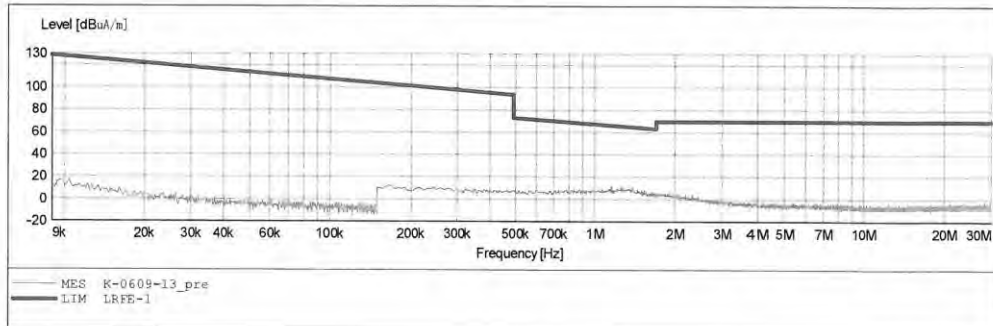
ACCURATE TECHNOLOGY CO., LTD

FCC Class B 3M Radiated

EUT: 10.1" Android Tablet PC M/N:NS-P16AT10
Manufacturer: Lightcomm Technology Co., Ltd.
Operating Condition: TX 2440MHz
Test Site: 2# Chamber
Operator: LAN
Test Specification: AC 120V/60Hz
Comment: X
Start of Test: 2015-6-9 /

SCAN TABLE: "LFRE Fin"

Start	Stop	Step	Detector	Meas. Time	IF Bandw.	Transducer
9.0 kHz	150.0 kHz	100.0 Hz	QuasiPeak	1.0 s	200 Hz	1516M
150.0 kHz	30.0 MHz	5.0 kHz	QuasiPeak	1.0 s	9 kHz	1516M



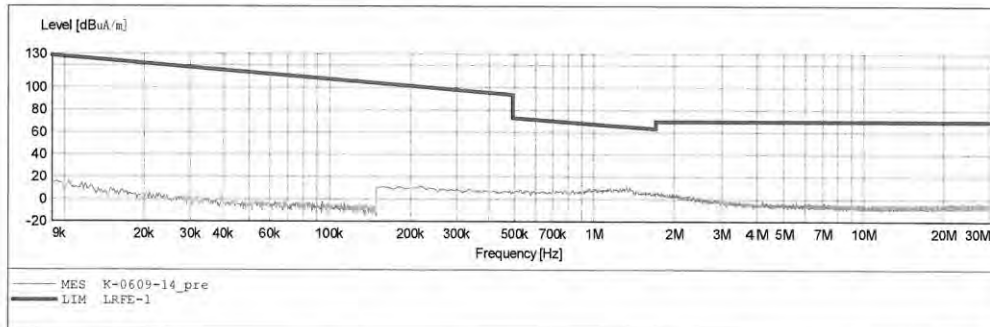
ACCURATE TECHNOLOGY CO., LTD

FCC Class B 3M Radiated

EUT: 10.1" Android Tablet PC M/N:NS-P16AT10
Manufacturer: Lightcomm Technology Co., Ltd.
Operating Condition: TX 2440MHz
Test Site: 2# Chamber
Operator: LAN
Test Specification: AC 120V/60Hz
Comment: Y
Start of Test: 2015-6-9 /

SCAN TABLE: "LFRE Fin"

Short Description:			SUB STD VTERM2 1.70			
Start	Stop	Step	Detector	Meas. Time	IF Bandw.	Transducer
9.0 kHz	150.0 kHz	100.0 Hz	QuasiPeak	1.0 s	200 Hz	1516M
150.0 kHz	30.0 MHz	5.0 kHz	QuasiPeak	1.0 s	9 kHz	1516M



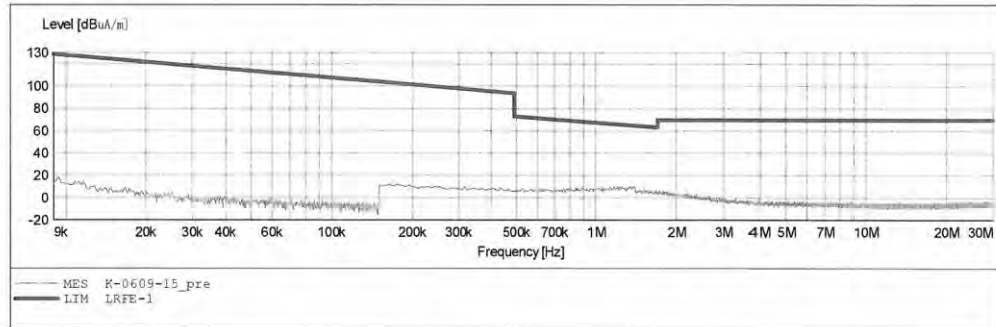
ACCURATE TECHNOLOGY CO., LTD

FCC Class B 3M Radiated

EUT: 10.1" Android Tablet PC M/N:NS-P16AT10
Manufacturer: Lightcomm Technology Co., Ltd.
Operating Condition: TX 2440MHz
Test Site: 2# Chamber
Operator: LAN
Test Specification: AC 120V/60Hz
Comment: Z
Start of Test: 2015-6-9 /

SCAN TABLE: "LFRE Fin"

Short Description:		_SUB STD VTERM2 1.70					
Start	Stop	Step	Detector	Meas. Time	IF Bandw.	Transducer	
9.0 kHz	150.0 kHz	100.0 Hz	QuasiPeak	1.0 s	200 Hz	1516M	
150.0 kHz	30.0 MHz	5.0 kHz	QuasiPeak	1.0 s	9 kHz	1516M	



ACCURATE TECHNOLOGY CO., LTD

FCC Class B 3M Radiated

EUT: 10.1" Android Tablet PC M/N:NS-P16AT10
Manufacturer: Lightcomm Technology Co., Ltd.
Operating Condition: TX 2480MHz
Test Site: 2# Chamber
Operator: LAN
Test Specification: AC 120V/60Hz
Comment: X
Start of Test: 2015-6-9 /

SCAN TABLE: "LFRE Fin"

Short Description:			_SUB STD VTERM2 1.70			
Start	Stop	Step	Detector	Meas. Time	IF Bandw.	Transducer
9.0 kHz	150.0 kHz	100.0 Hz	QuasiPeak	1.0 s	200 Hz	1516M
150.0 kHz	30.0 MHz	5.0 kHz	QuasiPeak	1.0 s	9 kHz	1516M

