


6. Photographs of the Test Set-Up


Photograph 1: Set-up for Conducted Emissions




Photograph 2: Set-up for Spurious Emissions for below 30MHz




Photograph 3: Set-up for Spurious Emissions for 30 - 1000MHz




Photograph 4: Set-up for Spurious Emissions for 1 - 18GHz




Photograph 5: Set-up for Spurious Emissions for 1 - 18GHz for IC




Photograph 6: Set-up for Spurious Emissions for 18 - 26.5GHz



Photograph 7: Set-up for Spurious Emissions for 18 - 26.5GHz for IC



Photograph 8: Set-up for Spurious Emissions for 26.5 - 40GHz



Photograph 9: Set-up for Spurious Emissions for 26.5 - 40GHz for IC

