



<b>Prüfbericht-Nr.:</b> <i>Test report No.:</i>	<b>50084596 004</b>	<b>Auftrags-Nr.:</b> <i>Order No.:</i>	<b>164088664</b>	Seite 1 von 22 Page 1 of 22	
<b>Kunden-Referenz-Nr.:</b> <i>Client reference No.:</i>	N/A	<b>Auftragsdatum:</b> <i>Order date.:</i>	22.03.2017		
<b>Auftraggeber:</b> <i>Client:</i>	<b>Lightcomm Technology Co., Ltd.</b> RM 1808 18/F, FO TAN INDUSTRIAL CENTRE, NOS. 26-28 AU PUI WAN STREET, FO TAN SHATIN NEW TERRITORIES HONG KONG				
<b>Prüfgegenstand:</b> <i>Test item:</i>	Tablet PC				
<b>Bezeichnung / Typ-Nr.:</b> <i>Identification / Type No.:</i>	MID7006-L, DL7006, MID7006A-L, DL7006-KB, DL7006KB, DL70XXXXXX (X can be 0~9, A~Z) (DIGILAND)				
<b>Auftrags-Inhalt:</b> <i>Order content:</i>	FCC approval				
<b>Prüfgrundlage:</b> <i>Test specification:</i>	CFR47 FCC Part 15: Subpart E Section 15.407 CFR47 FCC Part 15: Subpart C Section 15.207 CFR47 FCC Part 15: Subpart C Section 15.209				
<b>Wareneingangsdatum:</b> <i>Date of receipt:</i>	03.04.2017	Please refer to photo documents			
<b>Prüfmuster-Nr.:</b> <i>Test sample No.:</i>	A000520683-002 A000520683-003				
<b>Prüfzeitraum:</b> <i>Testing period:</i>	07.04.2017 - 18.05.2017				
<b>Ort der Prüfung:</b> <i>Place of testing:</i>	SHENZHEN ALPHA PRODUCT TESTING CO., LTD.				
<b>Prüflaboratorium:</b> <i>Testing laboratory:</i>	TÜV Rheinland (Shenzhen) Co., Ltd.				
<b>Prüfergebnis*:</b> <i>Test result*:</i>	Pass				
<b>geprüft von / tested by:</b>		<b>kontrolliert von / reviewed by:</b>			
 01.06.2017 Andy Yan / Project Manager		 01.06.2017 Owen Tian / Technical Certifier			
<b>Datum</b> <i>Date</i>	<b>Name/Stellung</b> <i>Name/Position</i>	<b>Unterschrift</b> <i>Signature</i>	<b>Datum</b> <i>Date</i>	<b>Name/Stellung</b> <i>Name/Position</i>	<b>Unterschrift</b> <i>Signature</i>
<b>Sonstiges / Other:</b>					
Only the 5GHz Wi-Fi 802.11 a function is reported in this test report. FCC ID: XMF-MID7006 For model difference information refer to clause 3.1					
<b>Zustand des Prüfgegenstandes bei Anlieferung:</b> <i>Condition of the test item at delivery:</i>			<b>Prüfmuster vollständig und unbeschädigt</b> <i>Test item complete and undamaged:</i>		
* Legende: 1 = sehr gut      2 = gut      3 = befriedigend      4 = ausreichend      5 = mangelhaft P(ass) = entspricht o.g. Prüfgrundlage(n)      F(ail) = entspricht nicht o.g. Prüfgrundlage(n)      N/A = nicht anwendbar      N/T = nicht getestet Legend: 1 = very good      2 = good      3 = satisfactory      4 = sufficient      5 = poor P(ass) = passed a.m. test specifications(s)      F(ail) = failed a.m. test specifications(s)      N/A = not applicable      N/T = not tested					
<b>Dieser Prüfbericht bezieht sich nur auf das o.g. Prüfmuster und darf ohne Genehmigung der Prüfstelle nicht auszugsweise vervielfältigt werden. Dieser Bericht berechtigt nicht zur Verwendung eines Prüfzeichens.</b> <i>This test report only relates to the a. m. test sample. Without permission of the test center this test report is not permitted to be duplicated in extracts. This test report does not entitle to carry any test mark.</i>					

V04

## TEST SUMMARY

**5.1.1 ANTENNA REQUIREMENT***RESULT: Pass***5.1.2 PEAK OUTPUT POWER***RESULT: Pass***5.1.3 26dB BANDWIDTH***RESULT: Pass***5.1.4 99% BANDWIDTH***RESULT: Pass***5.1.5 6dB BANDWIDTH***RESULT: Pass***5.1.6 POWER SPECTRAL DENSITY***RESULT: Pass***5.1.7 SPURIOUS EMISSION***RESULT: Pass***5.1.8 CONDUCTED EMISSIONS***RESULT: Pass*

## CONTENTS

<b>1.</b>	<b>GENERAL REMARKS .....</b>	<b>4</b>
<b>1.1</b>	<b>COMPLEMENTARY MATERIALS .....</b>	<b>4</b>
<b>2.</b>	<b>TEST SITES .....</b>	<b>4</b>
<b>2.1</b>	<b>TEST FACILITIES .....</b>	<b>4</b>
<b>2.2</b>	<b>LIST OF TEST AND MEASUREMENT INSTRUMENTS.....</b>	<b>5</b>
<b>2.3</b>	<b>TRACEABILITY .....</b>	<b>6</b>
<b>2.4</b>	<b>CALIBRATION .....</b>	<b>6</b>
<b>2.5</b>	<b>MEASUREMENT UNCERTAINTY.....</b>	<b>6</b>
<b>2.6</b>	<b>LOCATION OF ORIGINAL DATA.....</b>	<b>6</b>
<b>2.7</b>	<b>STATUS OF FACILITY USED FOR TESTING.....</b>	<b>6</b>
<b>3.</b>	<b>GENERAL PRODUCT INFORMATION .....</b>	<b>7</b>
<b>3.1</b>	<b>PRODUCT FUNCTION AND INTENDED USE.....</b>	<b>7</b>
<b>3.2</b>	<b>RATINGS AND SYSTEM DETAILS .....</b>	<b>7</b>
<b>3.3</b>	<b>INDEPENDENT OPERATION MODES .....</b>	<b>8</b>
<b>3.4</b>	<b>NOISE GENERATING AND NOISE SUPPRESSING PARTS .....</b>	<b>8</b>
<b>3.5</b>	<b>SUBMITTED DOCUMENTS .....</b>	<b>8</b>
<b>4.</b>	<b>TEST SET-UP AND OPERATION MODES .....</b>	<b>9</b>
<b>4.1</b>	<b>PRINCIPLE OF CONFIGURATION SELECTION.....</b>	<b>9</b>
<b>4.2</b>	<b>TEST OPERATION AND TEST SOFTWARE .....</b>	<b>9</b>
<b>4.3</b>	<b>SPECIAL ACCESSORIES AND AUXILIARY EQUIPMENT .....</b>	<b>9</b>
<b>4.4</b>	<b>COUNTERMEASURES TO ACHIEVE ERM COMPLIANCE .....</b>	<b>9</b>
<b>4.5</b>	<b>TEST SETUP DIAGRAM .....</b>	<b>10</b>
<b>5.</b>	<b>TEST RESULTS .....</b>	<b>12</b>
<b>5.1</b>	<b>TRANSMITTER REQUIREMENT &amp; TEST SUITES .....</b>	<b>12</b>
<b>5.1.1</b>	<i>Antenna Requirement .....</i>	<i>12</i>
<b>5.1.2</b>	<i>Peak Output Power .....</i>	<i>13</i>
<b>5.1.3</b>	<i>26dB Bandwidth .....</i>	<i>14</i>
<b>5.1.4</b>	<i>99% Bandwidth .....</i>	<i>15</i>
<b>5.1.5</b>	<i>6dB Bandwidth .....</i>	<i>16</i>
<b>5.1.6</b>	<i>Power spectral density .....</i>	<i>17</i>
<b>5.1.7</b>	<i>Spurious Emission .....</i>	<i>18</i>
<b>5.1.8</b>	<i>Conducted emissions.....</i>	<i>19</i>
<b>6.</b>	<b>PHOTOGRAPHS OF THE TEST SET-UP .....</b>	<b>20</b>
<b>7.</b>	<b>LIST OF TABLES .....</b>	<b>22</b>
<b>8.</b>	<b>LIST OF PHOTOGRAPHS .....</b>	<b>22</b>

## 1. General Remarks

### 1.1 Complementary Materials

All attachments are integral parts of this test report. This applies especially to the following appendix:

Appendix A: Test Results of Wi-Fi 802.11a of Conducted Testing

Appendix B: Test Results of Wi-Fi 802.11a of AC Conducted and Radiated Emission

## 2. Test Sites

### 2.1 Test Facilities

SHENZHEN ALPHA PRODUCT TESTING CO., LTD.

Building i, No.2, Lixin Road, Fuyong Street, Bao'an District, 518103, Shenzhen City, Guangdong Province, P.R. China

FCC Registration No.: 203110

The tests at the test sites have been conducted under the supervision of a TÜV engineer.

## 2.2 List of Test and Measurement Instruments

**Table 1: List of Test and Measurement Equipment**

<b>Radio Spectrum Test</b>				
<b>Equipment</b>	<b>Manufacturer</b>	<b>Model No.</b>	<b>Serial No.</b>	<b>Cal. Until</b>
Signal Analyzer	Agilent	N9020A	MY499100060	2017.09.28
<b>Spurious Emission</b>				
<b>Equipment</b>	<b>Manufacturer</b>	<b>Model No.</b>	<b>Serial No.</b>	<b>Cal. Until</b>
Loop Antenna	SCHWARZBECK	FMZB 1519B	00005	2018.09.28
Bilog Antenna	SCHWARZBECK	VULB 9168	9168#627	2018.09.29
Horn Antenna	SCHWARZBECK	BBHA 9120 D	BBHA 9120 D(1201)	2018.09.29
Horn Antenna	SCHWARZBECK	BBHA 9170	BBHA 9170 D(1432)	2019.01.20
PreAmplifier	Agilent	8449B	3008A02664	2017.09.28
Test Receiver	ROHDE&SCHWARZ	ESR	1316.3003K03- 102082-Wa	2017.09.28
Spectrum analyzer	Agilent	E4407B	MY49510055	2017.09.28
<b>Conducted Emission on AC Mains</b>				
<b>Equipment</b>	<b>Manufacturer</b>	<b>Model No.</b>	<b>Serial No.</b>	<b>Cal. Until</b>
Test Receiver	ROHDE&SCHWARZ	ESCI	101165	2017.09.28
L.I.S.N.	SCHWARZBECK	NSLK8126	8126-466	2017.09.28
L.I.S.N.	ROHDE&SCHWARZ	ENV216	101043	2017.09.28
Pulse Limiter	SCHWARZBECK	9516F	9618	2017.09.28

## 2.3 Traceability

All measurement equipment calibrations are traceable to NIM (National Institute of Metrology) or where calibration is performed in other countries, to equivalent nationally recognized standards organizations.

## 2.4 Calibration

Equipment requiring calibration is calibrated periodically by the manufacturer or according to manufacturer's specifications. Additionally all equipment is verified for proper performance on a regular basis using in house standards or comparisons.

## 2.5 Measurement Uncertainty

**Table 2: Measurement Uncertainty**

Item		Extended Uncertainty
Conducted Emission		± 2.74 dB
Radiated Emission (Up to 1GHz)	Field strength (dBµV/m)	± 3.80 dB
Radiated Emission (above 1000MHz)	Field strength (dBµV/m)	± 4.16dB
Occupied Channel Bandwidth		±3.68%
RF Output Power, Conducted		± 0.37dB
Power Spectral Density, Conducted		± 0.56 dB
Unwanted Emission, Conducted		± 3.0dB
Radio Frequency		± 5.4*10-8GHz

## 2.6 Location of Original Data

The original copies of all test data taken during actual testing were retained in the TÜV Rheinland (Shenzhen) file for certification follow-up purposes.

## 2.7 Status of Facility Used for Testing

The SHENZHEN ALPHA PRODUCT TESTING CO., LTD. Test facility located at Building i, No.2, Lixin Road, Fuyong Street, Bao'an District, 518103, Shenzhen City, Guangdong Province, P.R. China and Shenzhen Academy of Metrology & Quality Inspection Test facility located at No.4 Tongfa Rd, Xili, Shenzhen, Guangdong, China are listed on the US Federal Communications Commission list of facilities approved to perform measurements.

### 3. General Product Information

#### 3.1 Product Function and Intended Use

The EUT is a Tabet PC device. It supports Wi-Fi 802.11a/ b/g/n and Bluetooth 4.2 (Dual mode) technology. This report is only for NII with Wi-Fi function.

Model difference description:

All the models in this reports are identical in the PCBA, Drivers, Enclosure etc. electronic aspects, the detail as below.

Model No.	Detail
MID7006A-L, DL7006-KB	Excepting with Micro USB Port to connect the keyboard, with DC jack. All other electronic aspects are identical with the models.
MID7006-L, DL7006, DL70XXXXXX	Excepting without Micro USB Port to connect the keyboard, without DC jack. All other electronic aspects are identical with the other models.

For details refer to the User Manual, Technical Description and Circuit Diagram.

#### 3.2 Ratings and System Details

**Table 3: Technical Specification of EUT**

Technical Specification	Value
Kind of Equipment	Tablet PC
Type Designation	MID7006A-L, DL7006-KB, MID7006-L, DL7006, DL70XXXXXX
FCC ID	XMF-MID7006
Equipment Type	Client
Operating Frequency band	5150-5250MHz, 5745-5825MHz
Extreme Temperature Range	0 °C ~ +40 °C
Operating Voltage	DC 3.7V 2100mAh via internal rechargeable Li-Poly battery DC 5.0V 1.5A via AC/DC adapter for charging
Testing Voltage	Fully charged DC 3.7V internal rechargeable Li-Poly battery DC 5.0V 1.5A via AC/DC adapter with 120V/60Hz input
Antenna Type	Integral Antenna
Antenna Gain	3.94 dBi for U-NII-1 and 4.27dBi for U-NII-3

**Table 4: Technical Specification of 5GHz, 802.11a**

Operating mode(s) / WiFi:	IEEE 802.11a
Test modulation	OFDM (BPSK, QPSK, 16-QAM, 64-QAM)
Transmit Frequency Range (MHz):	5180 – 5240, 5745 - 5825
Channel Number	9
Data Rate (Mbps) used for testing	6, 9, 12, 18, 24, 36, 48, 54
Maximum tune-up average output power (dBm):	13.5
Reported Max. Power data rate(Mbps)	6

**Table 5: List of WLAN Channel of 5GHz 802.11a**

802.11a					
Channel Number	Frequency (MHz)	Channel Number	Frequency (MHz)	Channel Number	Frequency (MHz)
36	5180	48	5240	157	5785
40	5200	149	5745	161	5805
44	5220	153	5765	165	5825

### 3.3 Independent Operation Modes

The basic operation modes are:

- A. On, Wi-Fi mode (Band U-NII-1)
  - 1. Transmitting
    - a. Low Channel
    - b. Middle Channel
    - c. High Channel
- B. On, Wi-Fi mode (Band U-NII-3)
  - 1. Transmitting
    - a. Low Channel
    - b. Middle Channel
    - c. High Channel
- C. Normal Operation (WiFi Link within 5GHz band)

### 3.4 Noise Generating and Noise Suppressing Parts

Refer to the Circuit Diagram.

### 3.5 Submitted Documents

- Application Form
- Block Diagram
- Schematics
- Technical Description
- FCC/IC Label and Location Info
- Photo Document
- User Manual



## 4. Test Set-up and Operation Modes

### 4.1 Principle of Configuration Selection

The equipment under test (EUT) was configured to measure its maximum power level. The test modes were adapted accordingly in reference to the instructions for use.

### 4.2 Test Operation and Test Software

Test operation refers to test setup in chapter 5. All testing were performed according to the procedures in ANSI C63.10: 2013.

### 4.3 Special Accessories and Auxiliary Equipment

#### List of Accessories and Auxiliary Equipment

Description	Manufacturer	Model	Rating
Adapter	TEKA	TEKA006-0501500UKC	Input: AC100~240V 50/60Hz 0.3A, Output: DC 5V/1.5A

### 4.4 Countermeasures to Achieve ERM Compliance

The test sample which has been tested contained the noise suppression parts as described in the Technical Construction File (TCF). No additional measures were employed to achieve compliance.

## 4.5 Test Setup Diagram

Diagram of Measurement Configuration for Radiation Test of below 1GHz

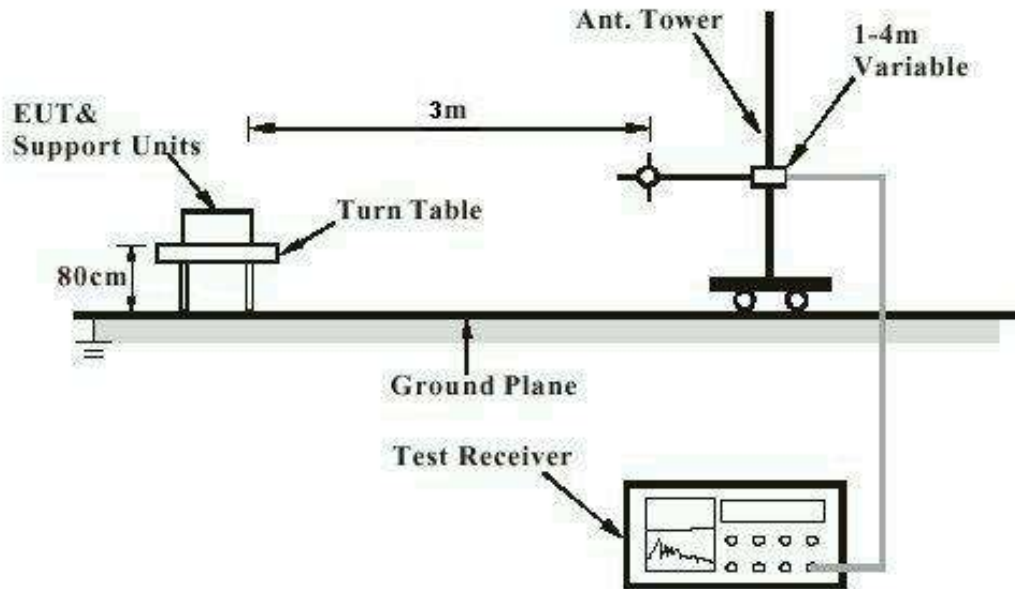


Diagram of Measurement Configuration for Radiation Test of above 1GHz

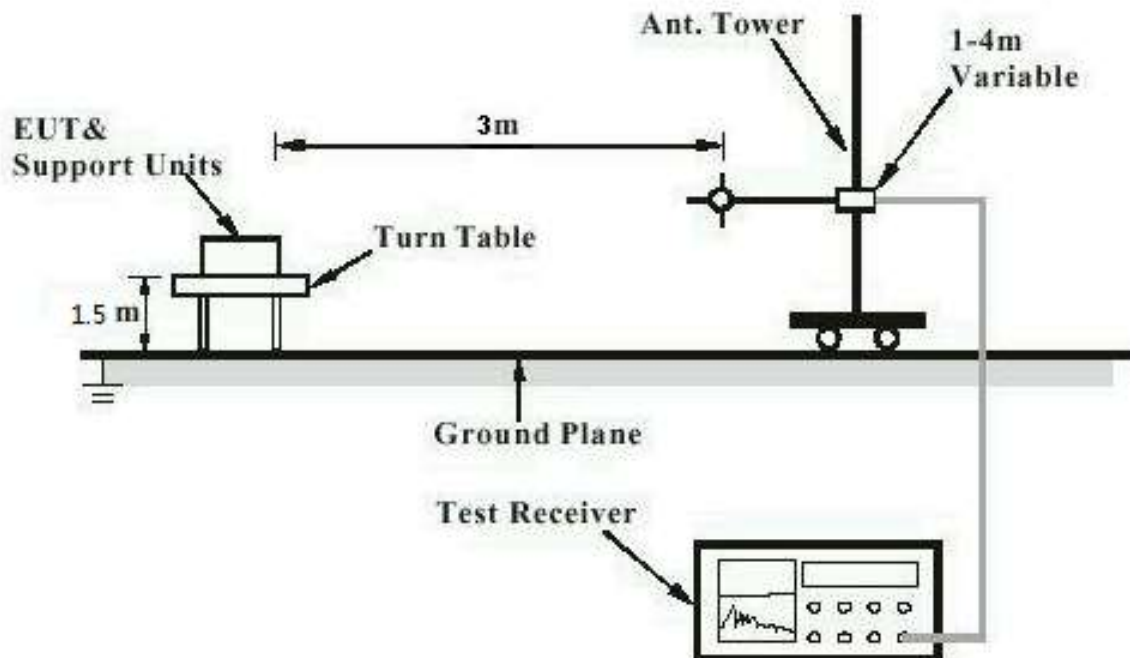


Diagram of Measurement Equipment Configuration for Conduction Measurement

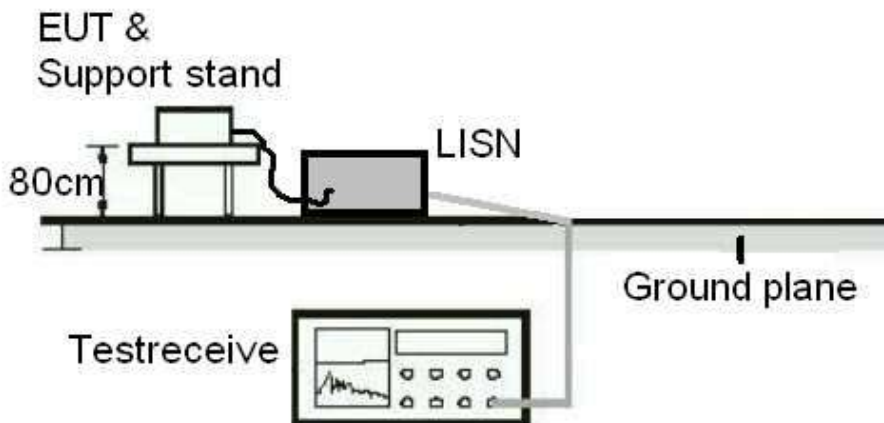
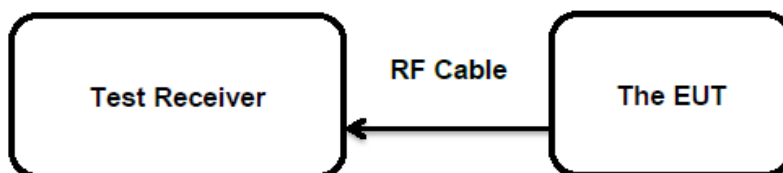


Diagram of Measurement Equipment Configuration for Transmitter Measurement



## 5. Test Results

### 5.1 Transmitter Requirement & Test Suites

#### 5.1.1 Antenna Requirement

**RESULT:****Pass**

Test standard : FCC Part 15.203  
RSS-Gen Clause 8.3  
Limit The use of antennas with directional gains that do not exceed 6dBi

According to the manufacturer declared, the EUT has an internal antenna, the directional gain of antenna is 3.94 dBi for U-NII-1 and 4.27dBi for U-NII-3, and the antenna connector is designed with permanent attachment and no consideration of replacement. Therefore the EUT is considered sufficient to comply with the provision.

## 5.1.2 Peak Output Power

**RESULT:**
**Pass**

Test date : 18.05.2017  
 Test standard : FCC Part 15.407(a)(1)(iv)  
                   : FCC Part 15.407(a)(3)  
 Basic standard : ANSI C63.10: 2013  
 Limit : 24dBm for FCC,  
           : 30dBm (Band U-NII-3)  
 Kind of test site : Shielded room

**Test setup**

Test Channel : All channel  
 Operation Mode : A.1, B.1  
 Ambient temperature : 25°C  
 Relative humidity : 56%  
 Atmospheric pressure : 101kPa

**Table 6: Test result of Peak Output Power of Band U-NII-1**

Mode	Channel Frequency (MHz)	Max. Conducted output power (dBm)	Limit (dBm)
802.11a	5180	12.9	24
	5200	12.2	24
	5240	12.2	24

Note: Antenna Gain = 0.0dBi

Max\_EIRP = Max. Conducted TX Power + Antenna Gain = 12.9+3.94 = 16.84dBm Less than 22.2dBm (10 + 10 log10B).

**Table 7: Test result of Peak Output Power of Band U-NII-3**

Mode	Channel Frequency (MHz)	Conducted output power (dBm)	Limit (dBm)
802.11a	5745	11.9	30
	5785	12.1	30
	5825	12.9	30

Note: Antenna Gain = 0.0dBi

Max\_EIRP = Max. Conducted TX Power + Ant. Gain = 12.9+ 4.27 = 17.17dBm < 36dBm.

### 5.1.3 26dB Bandwidth

**RESULT:**
**Pass**

Date of testing : 13.04.2017  
 Test standard : FCC Part 15.407(a)(5)  
 Basic standard : ANSI C63.10: 2013  
 Kind of test site : Shielded room

**Test setup**

Test Channel : All channel  
 Operation Mode : A.1, B.1  
 Ambient temperature : 25°C  
 Relative humidity : 56%  
 Atmospheric pressure : 101kPa

**Table 8: Test result of 26dB Bandwidth Band U-NII-1**

Mode	Channel Frequency (MHz)	26dB Bandwidth (MHz)	Limit (MHz)
802.11a	5180	23.2	--
	5200	21.4	
	5240	24.2	

Note: 99% Occupied Bandwidth within the U-NII-1 band and 26dB Emission Bandwidth for reference.

For details refer to the test plots in Appendix A.

### 5.1.4 99% Bandwidth

**RESULT:**
**Pass**

Date of testing : 13.04.2017  
 Test standard : RSS-Gen clause 6.6  
 Basic standard : ANSI C63.10: 2013  
 Kind of test site : Shielded room

**Test setup**

Test Channel : All channel  
 Operation Mode : A.1, B.1  
 Ambient temperature : 25°C  
 Relative humidity : 56%  
 Atmospheric pressure : 101kPa

**Table 9: Test result of 99% Bandwidth Band U-NII-1**

Mode	Channel Frequency (MHz)	99% Bandwidth (MHz)	Limit (MHz)
802.11a	5180	16.6	Within the Frequency band 5150-5250MHz
	5200	16.6	
	5240	16.6	

**Note:** The frequency stability of 99% emission bandwidth is maintained within the U-NII-1 band of operation under all conditions (0~+40°C) of normal operation.

**Table 10: Test result of 99% Bandwidth of Band U-NII-3**

Mode	Channel Frequency (MHz)	99% Bandwidth (MHz)	Limit (MHz)
802.11a	5745	16.5	Within the frequency band 5725-5850MHz
	5785	16.4	
	5825	16.4	

**Note:** The frequency stability of 99% emission bandwidth is maintained within the U-NII-3 band of operation under all conditions (0~+40°C) of normal operation.

For details refer to the test plots in Appendix A.

## 5.1.5 6dB Bandwidth

**RESULT:****Pass**

Date of testing : 13.04.2017  
Test standard : FCC Part 15.407(e)  
RSS-247 clause 6.2.4(1)  
Basic standard : ANSI C63.10: 2013  
Limit : 500kHz for 6dB bandwidth  
Kind of test site : Shielded room

**Test setup**

Test Channel : All channel  
Operation Mode : A.1, B.1  
Ambient temperature : 25°C  
Relative humidity : 56%  
Atmospheric pressure : 101kPa

**Table 11: Test result of 6dB Bandwidth of Band U-NII-3**

Mode	Channel Frequency (MHz)	6dB Bandwidth (MHz)	Limit (MHz)
802.11a	5745	15.2	≥0.5
	5785	15.1	≥0.5
	5825	16.1	≥0.5

For details refer to the test plots in Appendix A.



### 5.1.6 Power spectral density

**RESULT:**
**Pass**

Date of testing : 2016-07-31 ~ 2016-09-02  
 Test standard : FCC Part 15.407(a)(1)(iv)  
                   : FCC Part 15.407(a)(3)  
                   : RSS-247 clause 6.2.1(1)  
                   : RSS-247 clause 6.2.4(1)  
 Basic standard : ANSI C63.10: 2013  
 Limit : 11dBm/MHz for FCC, 10dBm/MHz for IC (Band U-NII-1)  
           : 30dBm/500kHz (Band U-NII-3)  
 Kind of test site : Shield room

**Test setup**

Test Channel : All channel  
 Operation mode : A.1, B.1  
 Ambient temperature : 23.6°C  
 Relative humidity : 53.4%  
 Atmospheric pressure : 102.8kPa

**Table 12: Test result of power spectral density of Band U-NII-1**

Mode	Channel Frequency (MHz)	Result (dBm/MHz)	Limit (dBm/MHz)
		Conducted power spectral density	
802.11a	5180	6.73	11
	5200	6.17	11
	5240	6.96	11

Note: Antenna Gain = 4.5dBi

**Table 13: Test result of power spectral density of Band U-NII-3**

Mode	Channel Frequency (MHz)	Result (dBm/500kHz)	Limit (dBm/500kHz)
802.11a	5745	2.15	30
	5785	2.29	30
	5825	2.21	30

For details refer to the test plots in Appendix A.

**Prüfbericht - Nr.: 50084596 004**

Test Report No.

Seite 18 von 22

Page 18 of 22

### 5.1.7 Spurious Emission

**RESULT:****Pass**

Date of testing : 13.04.2017 – 09.05.2017  
Test standard : FCC part 15.407(b)  
RSS-247 clause 6.2.1(2)  
RSS-247 clause 6.2.4(2)

Basic standard : ANSI C63.10: 2013  
Limits : FCC part 15.209(a)  
Kind of test site : 3m Semi-Anechoic Chamber & Anechoic Chamber

**Test setup**

Test Channel : All channel  
Operation mode : A.1, B.1  
Ambient temperature : 23.5°C  
Relative humidity : 51%  
Atmospheric pressure : 101.6kPa

The frequency range of testing is 9KHz to 40GHz, and no any emissions were found from 9KHz to 30MHz and 18GHz to 40GHz, hence the radiated emission from 9KHz to 30MHz and 18GHz to 40GHz were not reported. All the out of band e.i.r.p. emission for 5150-5350MHz and 5725-5850MHz are below the limit.

For details refer to the test plots in Appendix B.

**Prüfbericht - Nr.: 50084596 004**

Test Report No.

Seite 19 von 22

Page 19 of 22

## 5.1.8 Conducted emissions

**RESULT:****Pass**

Date of testing	:	07.04.2017
Test standard	:	FCC Part 15.207 FCC part 15.407(b)(6) RSS-Gen Clause 8.8
Basic standard	:	ANSI C63.10: 2013
Frequency range	:	0.15 – 30MHz
Limits	:	FCC Part 15.207
Kind of test site	:	Shield room


**Test setup**

Input Voltage	:	AC 120V, 60Hz
Operation Mode	:	A.1, B.1
Earthing	:	Not Connected
Ambient temperature	:	23.6°C
Relative humidity	:	54%
Atmospheric pressure	:	101.6kPa


For details refer to the test plots in Appendix B.

## 6. Photographs of the Test Set-Up

Photograph 1: Set-up for Radiated Spurious Emission (Up to 1GHz)



Photograph 2: Set-up for Radiated Spurious Emission (Above 1GHz)



**Photograph 3: Set-up for Conducted Emission on AC Mains**



## 7. List of Tables

Table 1: List of Test and Measurement Equipment .....	5
Table 2: Measurement Uncertainty .....	6
Table 3: Technical Specification of EUT .....	7
Table 4: Technical Specification of 5GHz, 802.11a .....	7
Table 5: List of WLAN Channel of 5GHz 802.11a.....	8
Table 6: Test result of Peak Output Power of Band U-NII-1 .....	13
Table 7: Test result of Peak Output Power of Band U-NII-3 .....	13
Table 8: Test result of 26dB Bandwidth Band U-NII-1 .....	14
Table 9: Test result of 99% Bandwidth Band U-NII-1 .....	15
Table 10: Test result of 99% Bandwidth of Band U-NII-3 .....	15
Table 11: Test result of 6dB Bandwidth of Band U-NII-3 .....	16
Table 12: Test result of power spectral density of Band U-NII-1.....	17
Table 13: Test result of power spectral density of Band U-NII-3.....	17

## 8. List of Photographs

Photograph 1: Set-up for Radiated Spurious Emission (Up to 1GHz) .....	20
Photograph 2: Set-up for Radiated Spurious Emission (Above 1GHz).....	20
Photograph 3: Set-up for Conducted Emission on AC Mains .....	21

## Appendix A

### Test Results of Wi-Fi 802.11a of Conducted Testing

APPENDIX A .....	1
APPENDIX A.1: CONDUCTED POWER SPECTRAL DENSITY .....	2
<i>Wi-Fi 802.11 a mode</i> .....	2
APPENDIX A.2: BANDWIDTH .....	5
<i>Wi-Fi 802.11 a mode</i> .....	5

Produkte  
 Products

### Appendix A.1: Conducted Power Spectral Density

#### Wi-Fi 802.11 a mode





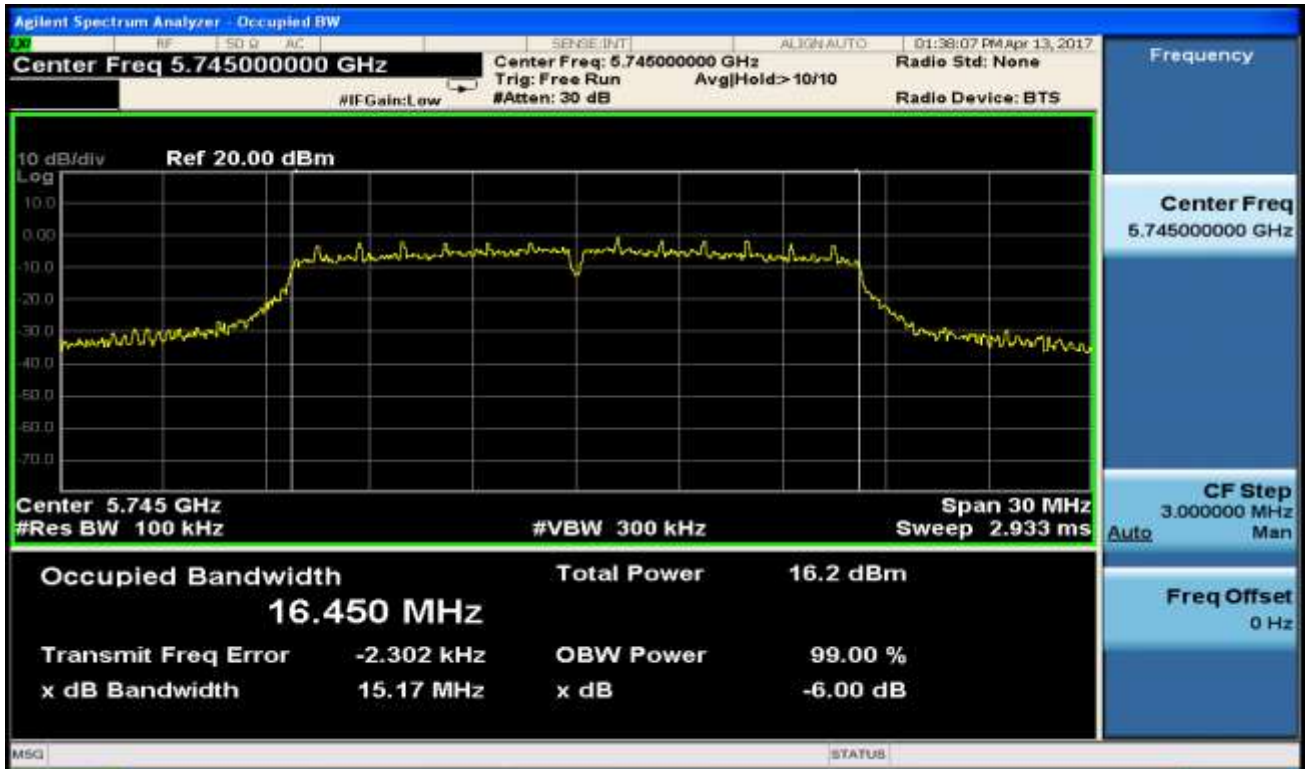




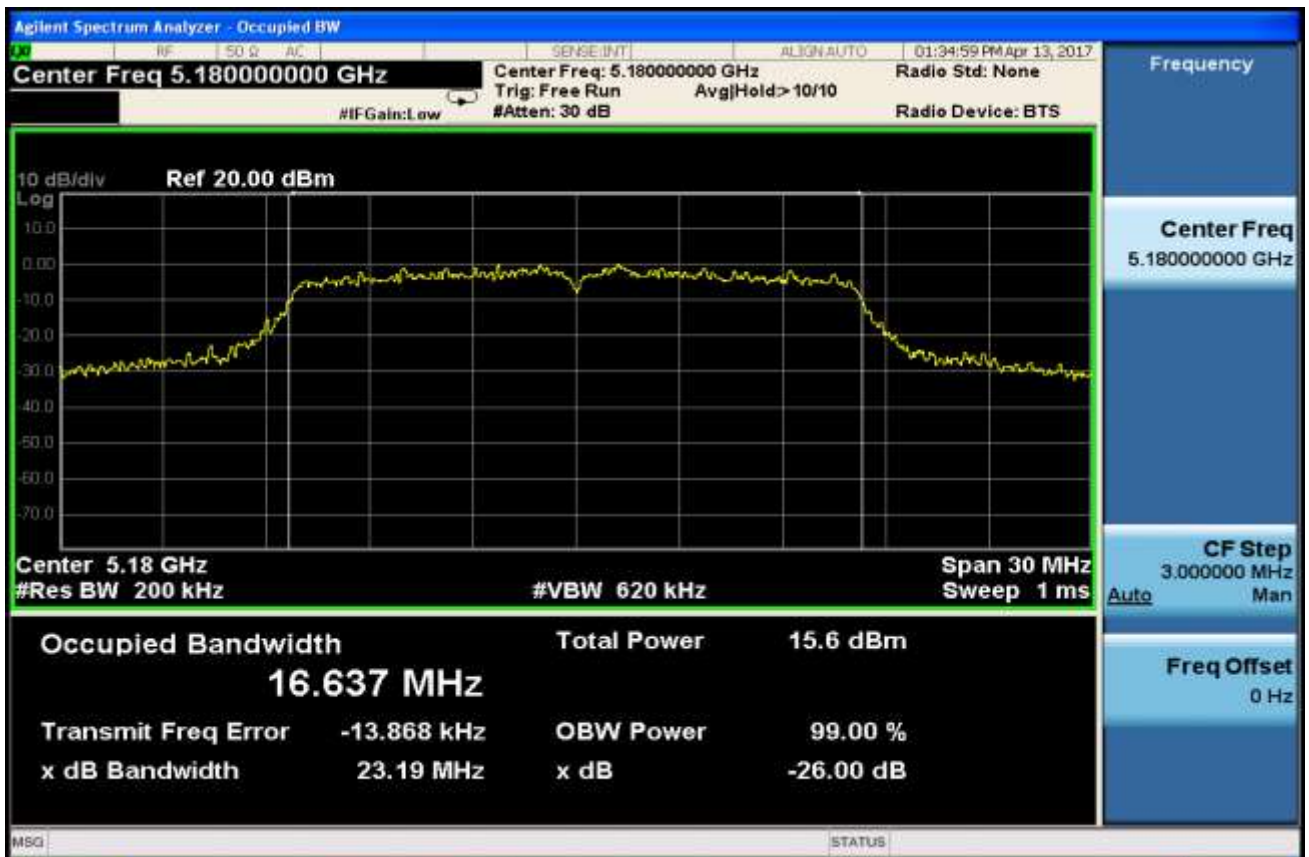
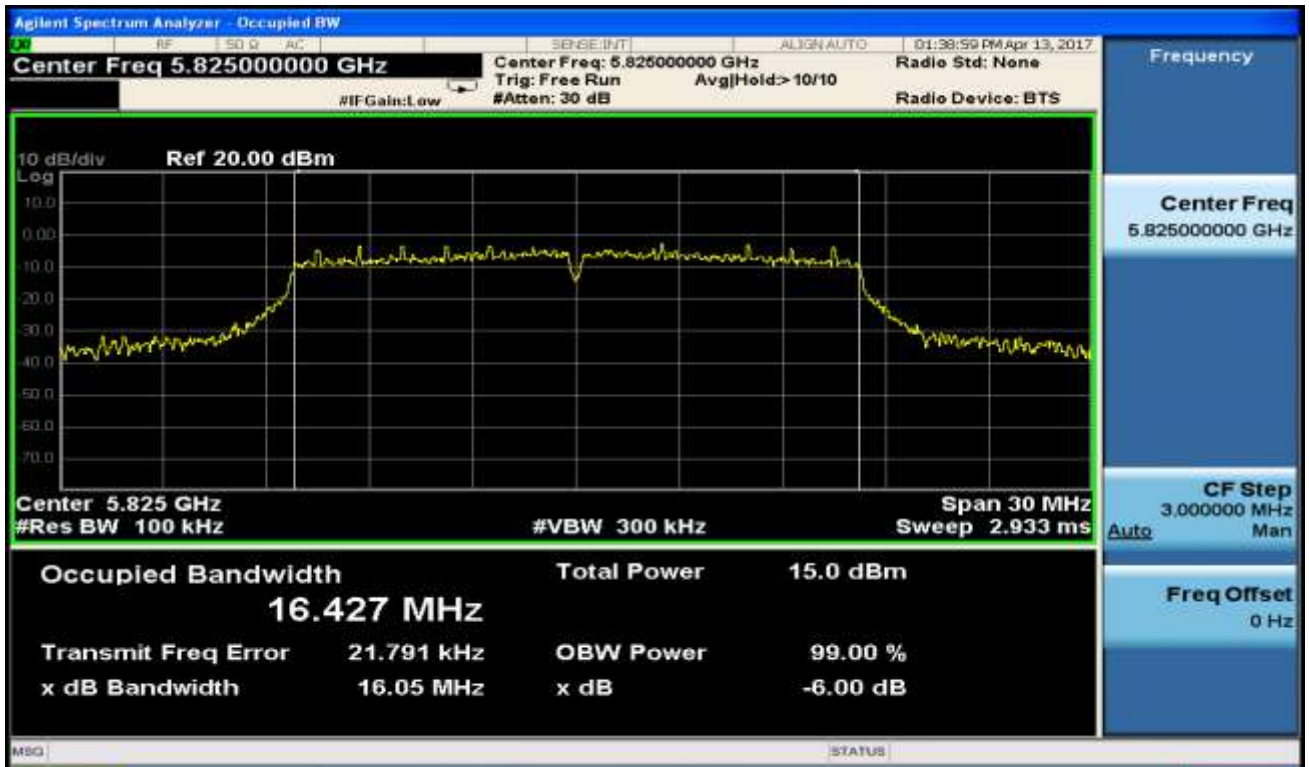
Produkte  
 Products

### Appendix A.2: Bandwidth

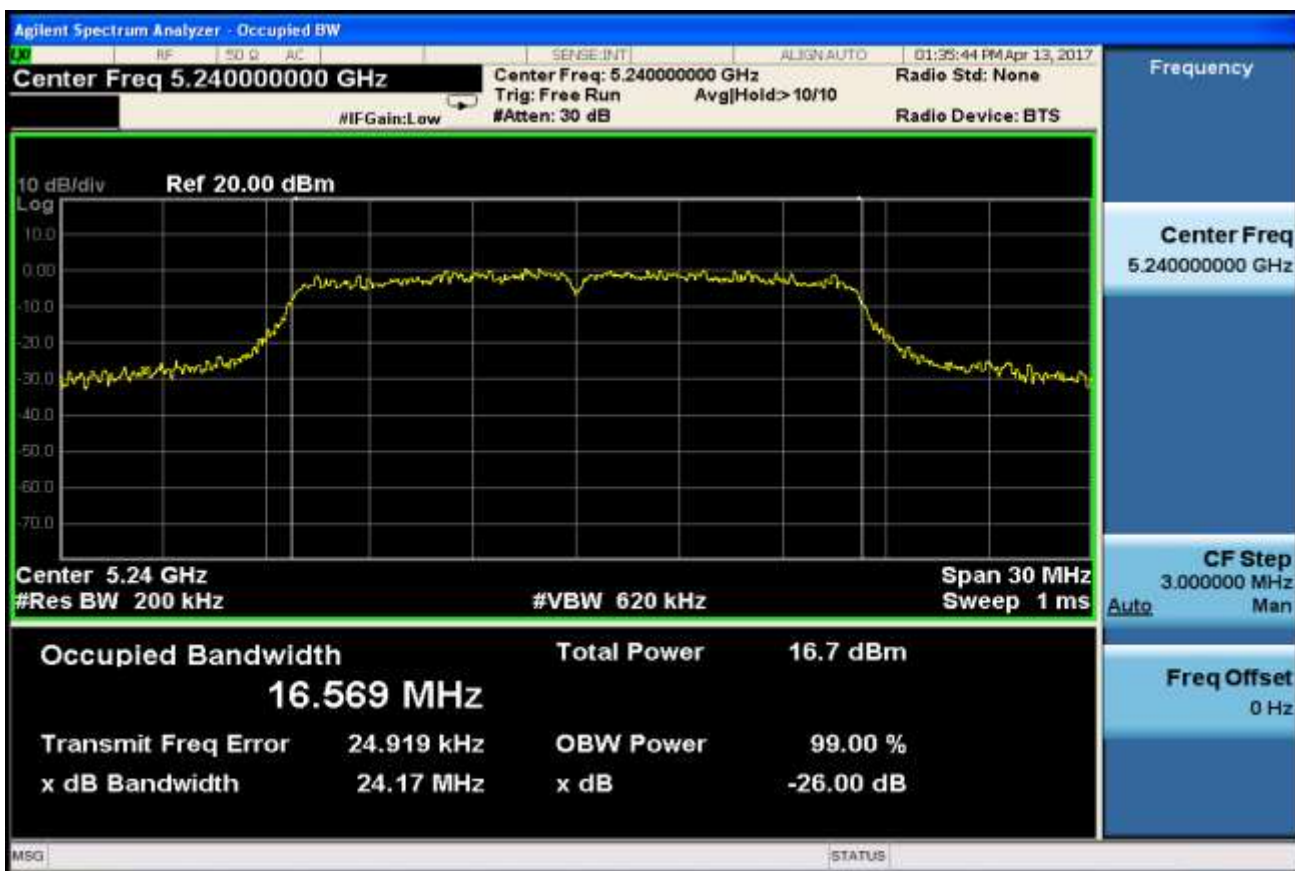
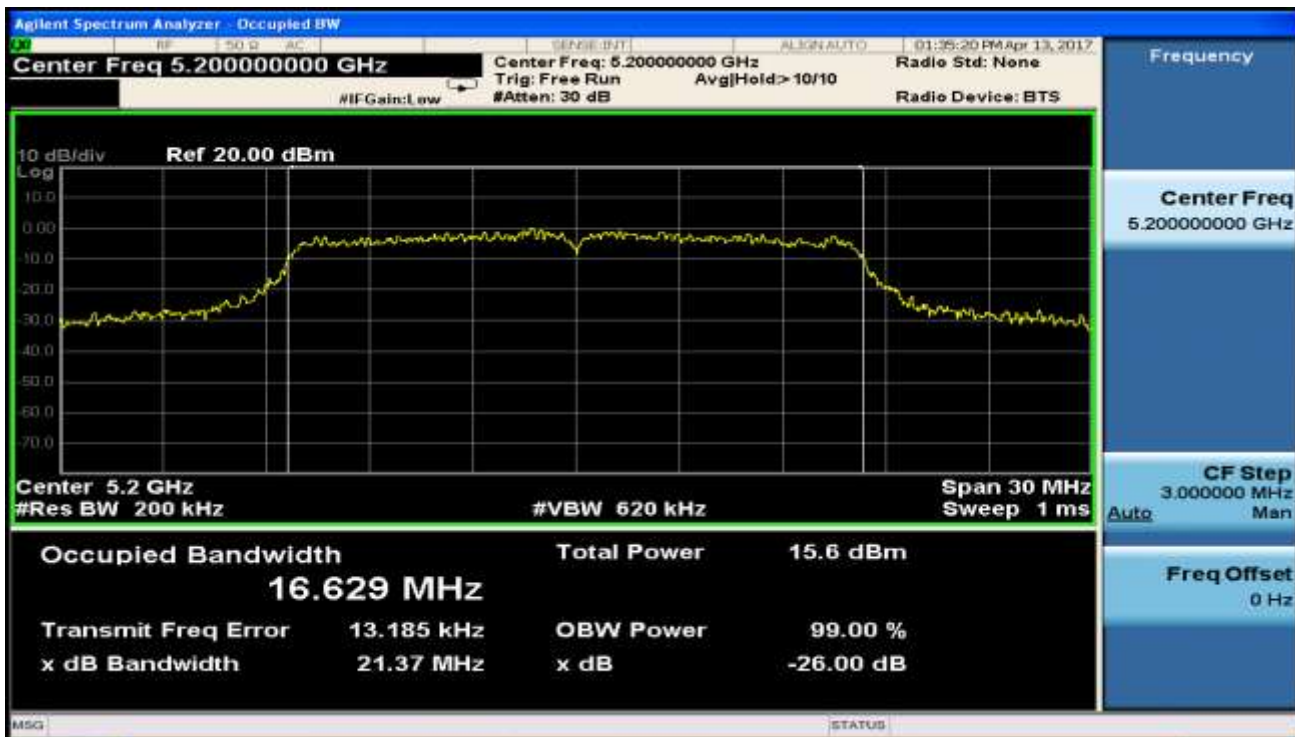
Wi-Fi 802.11 a mode



Produkte  
 Products



Produkte  
 Products



## Appendix B

### Test Results of Wi-Fi 802.11a of Radiated Emission and Conducted Emission Testing

APPENDIX B .....	1
APPENDIX B.1: RADIATED SPURIOUS EMISSIONS .....	2
APPENDIX B.2: RADIATED EMISSIONS NEAR THE BAND EDGE .....	38
APPENDIX B.3: CONDUCTED EMISSION .....	47

Note: The measurements of radiated spurious emission from 9KHz~30MHz and 18-40GHz were greater than 20dB below the limit, so Radiated Spurious Emissions from 9kHz – 30MHz and 18-40GHz tests were not reported. Only the worst case mode reported.

**Appendix B.1: Radiated Spurious Emissions**  
**Wi-Fi 802.11 a mode, 6 Mbps**  
**30MHz - 1GHz**  
**U-NII-1**



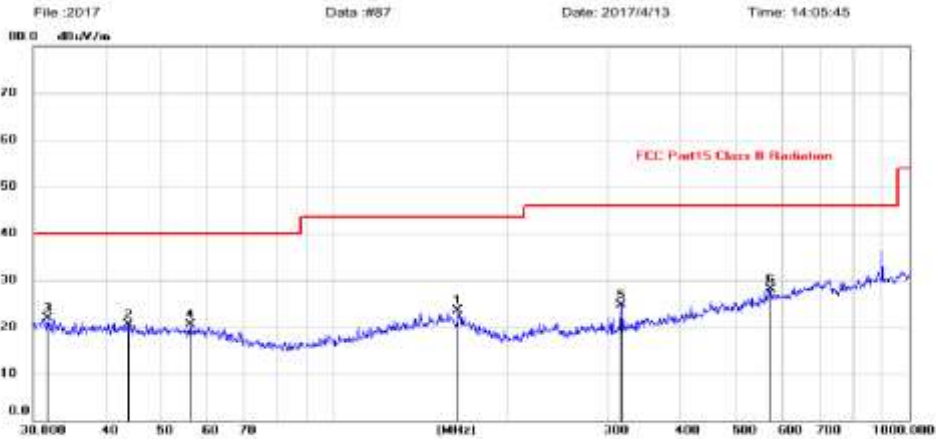
Shenzhen Alpha Product Testing Co., Ltd.  
 Building i, No.2, Lixin Road, Fuyong Street,  
 Bao'an District, 518103, Shenzhen, Guangdong, China

Site: LAB  
 Limit: FCC Part15 Class B Radiation  
 EUT:  
 M/N:  
 Mode: a 5180  
 Note:

Polarization: **Horizontal**  
 Power: DC 5V  
 Distance:

Temperature: 23.5  
 Humidity: 51 %

**Radiated Emission Measurement**



No.	Mk.	Freq. MHz	Reading Level dBuV	Correct Factor dB	Measure- ment dBuV/m	Limit dBuV/m	Margin dB	Antenna Height cm	Table Degree	Comment
1		164.3301	9.19	14.22	23.41	43.50	-20.09	peak		
2		43.8119	6.59	13.89	20.48	40.00	-19.52	peak		
3		31.7313	8.56	13.38	21.94	40.00	-18.06	peak		
4		56.1974	7.29	13.20	20.49	40.00	-19.51	peak		
5		316.5889	10.93	13.79	24.72	46.00	-21.28	peak		
6	*	574.6258	8.98	19.04	28.02	46.00	-17.98	peak		

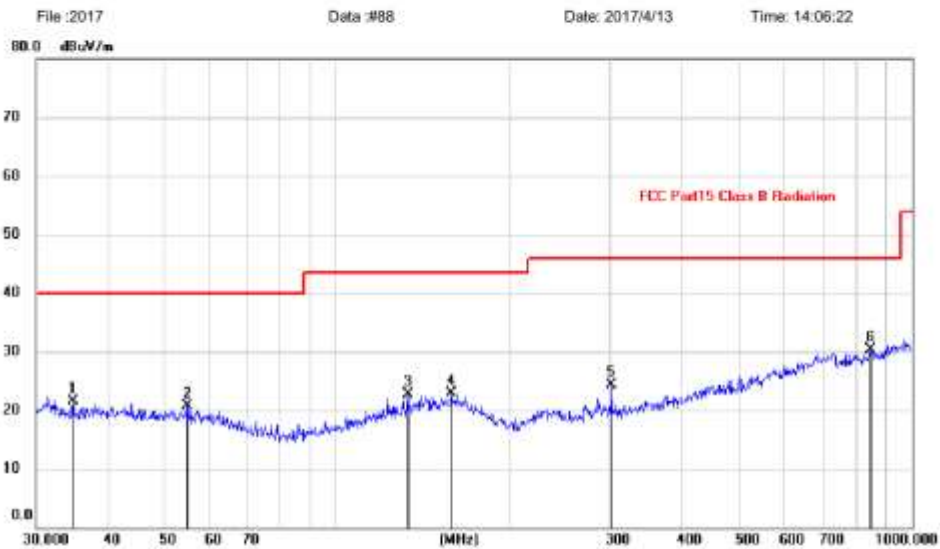
Note:1. \*:Maximum data; x:Over limit; !:over margin.  
 2.Measurement=Reading Level+Correct Factor; Correct Factor=Antenna Factor+Cable Loss.



Shenzhen Alpha Product Testing Co., Ltd.  
Building i, No.2, Lixin Road, Fuyong Street,  
Bao'an District, 518103, Shenzhen, Guangdong, China

Site: LAB	Polarization: <b>Vertical</b>	Temperature: 23.5
Limit: FCC Part15 Class B Radiation	Power: DC 5V	Humidity: 51 %
EUT:	Distance:	
M/N:		
Mode: a 5180		
Note:		

**Radiated Emission Measurement**



No.	Mk.	Freq. MHz	Reading Level dBuV	Correct Factor dB	Measure- ment dBuV/m	Limit dBuV/m	Margin dB	Antenna Height cm	Table Degree	Comment
1		34.8822	8.03	13.51	21.54	40.00	-18.46			peak
2		55.0274	7.55	13.25	20.80	40.00	-19.20			peak
3		132.6850	9.23	13.39	22.62	43.50	-20.88			peak
4		158.1123	8.34	14.57	22.91	43.50	-20.59			peak
5		301.4223	10.72	13.51	24.23	46.00	-21.77			peak
6	*	848.0563	7.71	22.68	30.39	46.00	-15.61			peak

Note:1. \*:Maximum data; x:Over limit; !:over margin.  
2.Measurement=Reading Level+Correct Factor; Correct Factor=Antenna Factor+Cable Loss.

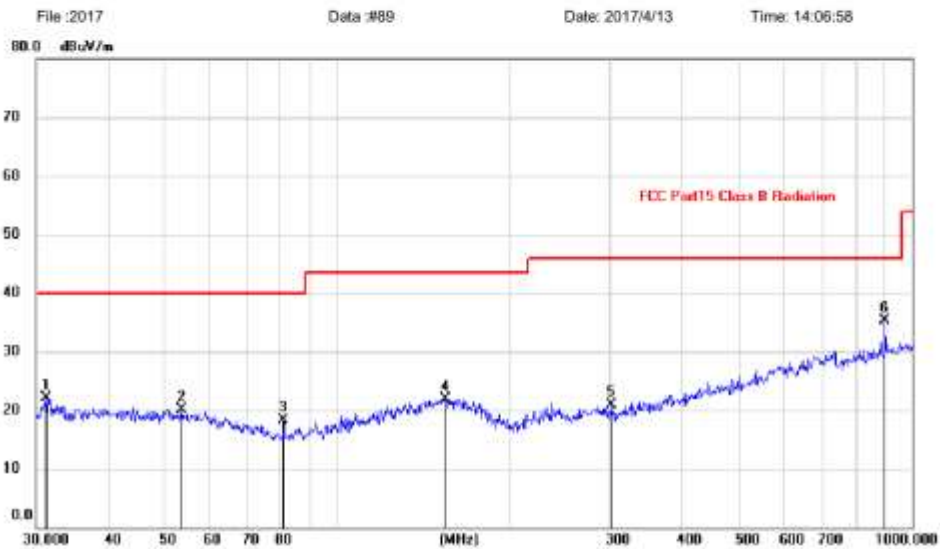




Shenzhen Alpha Product Testing Co., Ltd.  
Building i, No.2, Lixin Road, Fuyong Street,  
Bao'an District, 518103, Shenzhen, Guangdong, China

Site: LAB	Polarization: <b>Horizontal</b>	Temperature: 23.5
Limit: FCC Part15 Class B Radiation	Power: DC 5V	Humidity: 51 %
EUT:	Distance:	
M/N:		
Mode: a 5200		
Note:		

**Radiated Emission Measurement**



No.	Mk.	Freq. MHz	Reading Level dBuV	Correct Factor dB	Measure- ment dBuV/m	Limit dBuV/m	Margin dB	Antenna Height cm	Table Degree	Comment
1		31.2892	8.68	13.36	22.04	40.00	-17.96	peak		
2		53.8817	6.61	13.43	20.04	40.00	-19.96	peak		
3		80.9274	8.80	9.49	18.29	40.00	-21.71	peak		
4		154.2786	7.30	14.56	21.86	43.50	-21.64	peak		
5		301.4223	7.36	13.51	20.87	46.00	-25.13	peak		
6	*	896.9965	12.50	22.90	35.40	46.00	-10.60	peak		

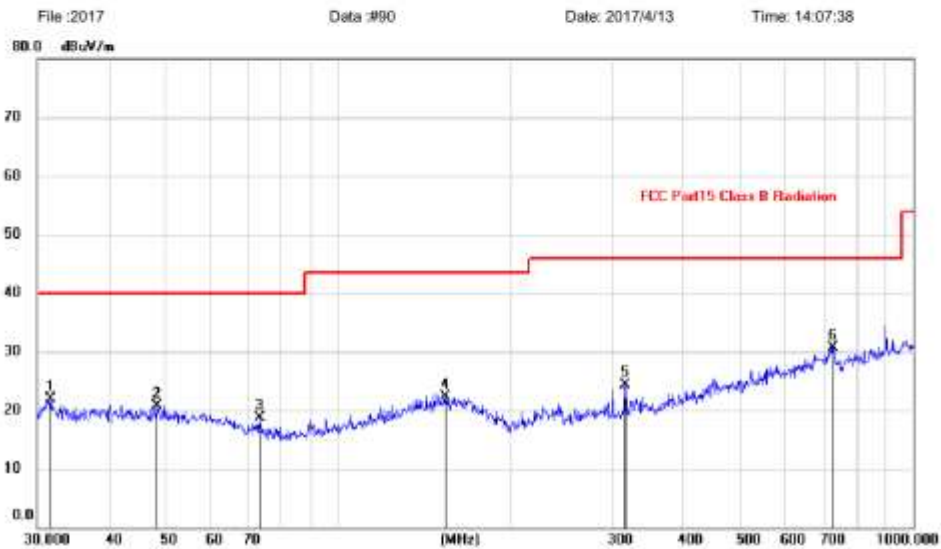
Note:1. \*:Maximum data; x:Over limit; !:over margin.  
2.Measurement=Reading Level+Correct Factor; Correct Factor=Antenna Factor+Cable Loss.



Shenzhen Alpha Product Testing Co., Ltd.  
Building i, No.2, Lixin Road, Fuyong Street,  
Bao'an District, 518103, Shenzhen, Guangdong, China

Site: LAB	Polarization: <b>Vertical</b>	Temperature: 23.5
Limit: FCC Part15 Class B Radiation	Power: DC 5V	Humidity: 51 %
EUT:	Distance:	
M/N:		
Mode: a 5200		
Note:		

**Radiated Emission Measurement**



No.	Mk.	Freq. MHz	Reading Level dBuV	Correct Factor dB	Measure- ment dBuV/m	Limit dBuV/m	Margin dB	Antenna Height cm	Table Degree	Comment
1		31.7312	8.55	13.38	21.93	40.00	-18.07			peak
2		48.5016	7.03	13.66	20.69	40.00	-19.31			peak
3		73.1025	8.23	10.42	18.65	40.00	-21.35			peak
4		153.7385	7.68	14.56	22.24	43.50	-21.26			peak
5		316.5889	10.53	13.79	24.32	46.00	-21.68			peak
6	*	726.8052	9.36	21.33	30.69	46.00	-15.31			peak

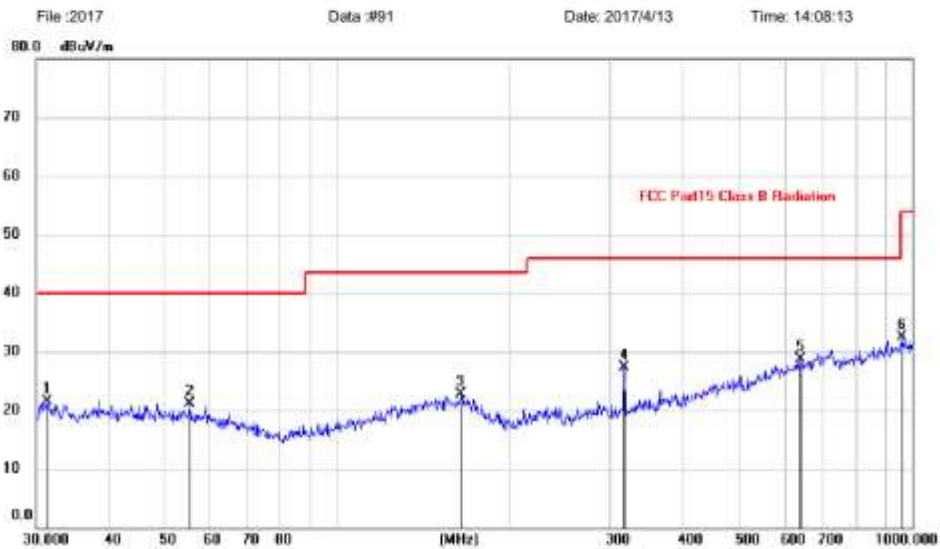
Note:1. \*:Maximum data; x:Over limit; !:over margin.  
2.Measurement=Reading Level+Correct Factor; Correct Factor=Antenna Factor+Cable Loss.



Shenzhen Alpha Product Testing Co., Ltd.  
Building i, No.2, Lixin Road, Fuyong Street,  
Bao'an District, 518103, Shenzhen, Guangdong, China

Site: LAB	Polarization: <b>Horizontal</b>	Temperature: 23.5
Limit: FCC Part15 Class B Radiation	Power: DC 5V	Humidity: 51 %
EUT:	Distance:	
M/N:		
Mode: a 5240		
Note:		

**Radiated Emission Measurement**



No.	Mk.	Freq. MHz	Reading Level dBuV	Correct Factor dB	Measure- ment dBuV/m	Limit dBuV/m	Margin dB	Antenna Height cm	Table Degree	Comment
1		31.3992	8.08	13.37	21.45	40.00	-18.55	peak		
2		55.4147	7.77	13.24	21.01	40.00	-18.99	peak		
3		163.7549	8.41	14.28	22.69	43.50	-20.81	peak		
4		316.5889	13.55	13.79	27.34	46.00	-18.66	peak		
5	*	640.6110	8.64	20.07	28.71	46.00	-17.29	peak		
6		965.5420	8.58	23.88	32.46	54.00	-21.54	peak		

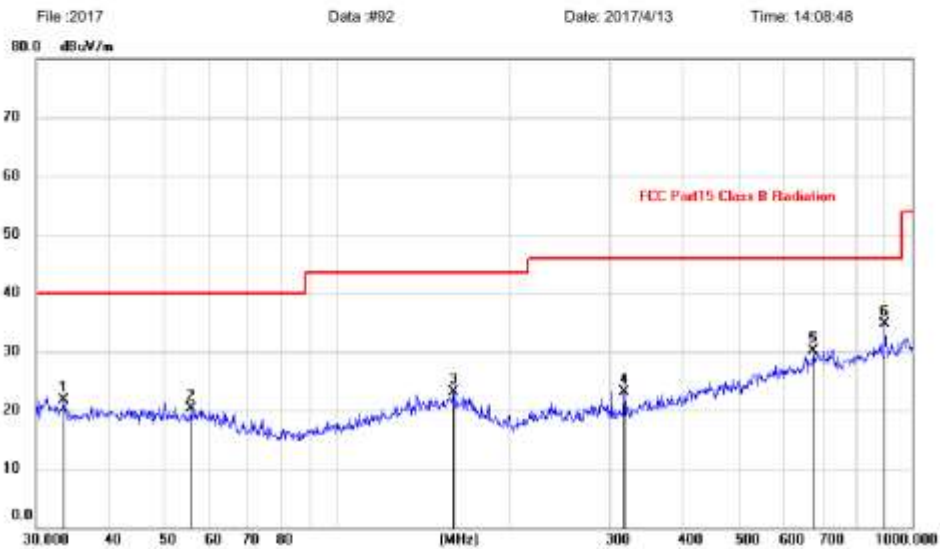
Note:1. \*:Maximum data; x:Over limit; !:over margin.  
2.Measurement=Reading Level+Correct Factor; Correct Factor=Antenna Factor+Cable Loss.



Shenzhen Alpha Product Testing Co., Ltd.  
Building i, No.2, Lixin Road, Fuyong Street,  
Bao'an District, 518103, Shenzhen, Guangdong, China

Site: LAB	Polarization: <b>Vertical</b>	Temperature: 23.5
Limit: FCC Part15 Class B Radiation	Power: DC 5V	Humidity: 51 %
EUT:	Distance:	
M/N:		
Mode: a 5240		
Note:		

**Radiated Emission Measurement**



No.	Mk.	Freq. MHz	Reading Level dBuV	Correct Factor dB	Measure- ment dBuV/m	Limit dBuV/m	Margin dB	Antenna Height cm	Table Degree	Comment
1		33.4449	8.28	13.44	21.72	40.00	-18.28	peak		
2		55.6094	7.03	13.24	20.27	40.00	-19.73	peak		
3		159.2251	8.44	14.58	23.02	43.50	-20.48	peak		
4		316.5889	9.41	13.79	23.20	46.00	-22.80	peak		
5		672.8444	9.53	20.66	30.19	46.00	-15.81	peak		
6	*	896.9965	11.71	22.90	34.61	46.00	-11.39	peak		

Note:1. \*:Maximum data; x:Over limit; !:over margin.  
2.Measurement=Reading Level+Correct Factor; Correct Factor=Antenna Factor+Cable Loss.

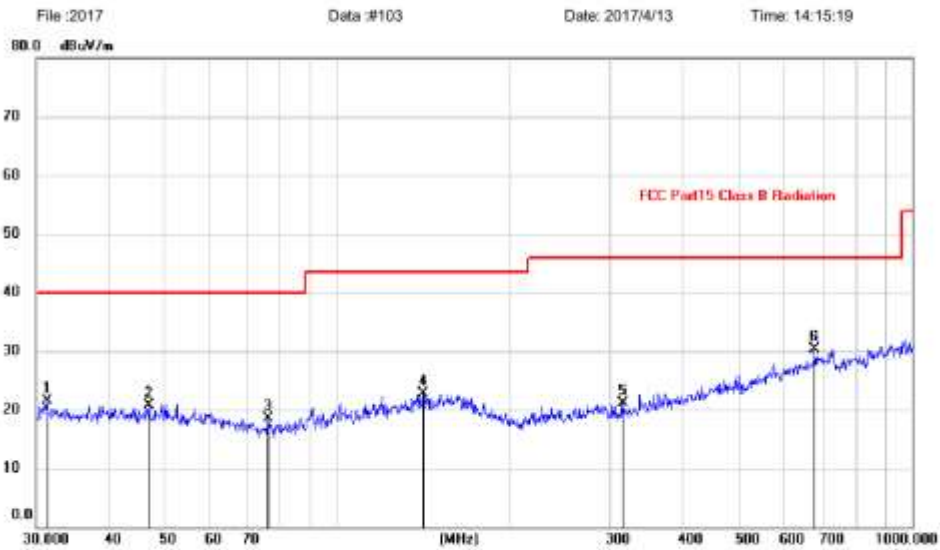
U-NII-3



Shenzhen Alpha Product Testing Co., Ltd.  
Building i, No.2, Lixin Road, Fuyong Street,  
Bao'an District, 518103, Shenzhen, Guangdong, China

Site: LAB	Polarization: <b>Horizontal</b>	Temperature: 23.5
Limit: FCC Part15 Class B Radiation	Power: DC 5V	Humidity: 51 %
EUT:	Distance:	
M/N:		
Mode: a 5745		
Note:		

Radiated Emission Measurement



No.	Mk.	Freq.	Reading Level	Correct Factor	Measurement	Limit	Margin	Antenna Height	Table Degree	
		MHz	dBuV	dB	dBuV/m	dBuV/m	dB	cm	degree	Comment
1		31.2893	8.24	13.36	21.60	40.00	-18.40			peak
2		47.1600	6.94	13.68	20.62	40.00	-19.38			peak
3		75.9773	8.41	10.15	18.56	40.00	-21.44			peak
4		141.3298	8.84	13.93	22.77	43.50	-20.73			peak
5		315.4806	7.36	13.77	21.13	46.00	-24.87			peak
6	*	677.5798	9.36	20.97	30.33	46.00	-15.67			peak

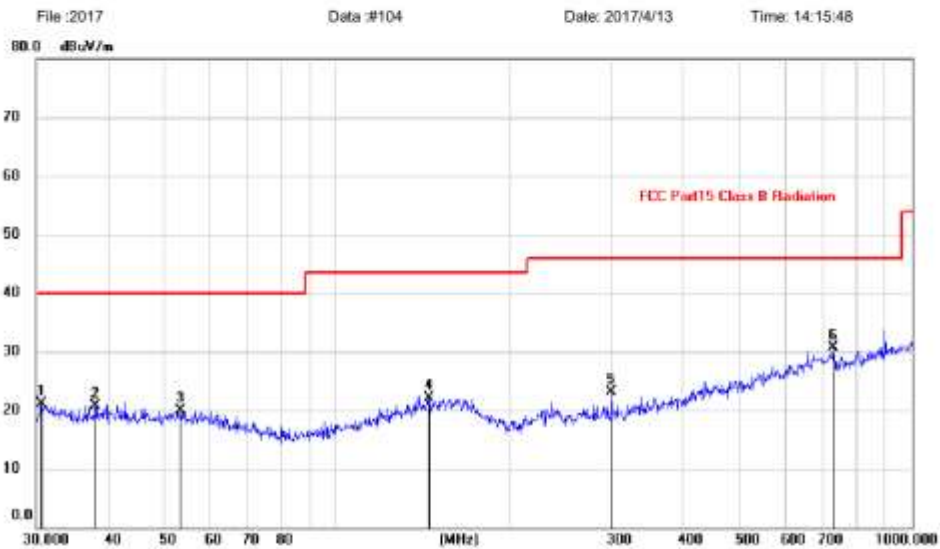
Note:1. \*:Maximum data; x:Over limit; !:over margin.  
2.Measurement=Reading Level+Correct Factor; Correct Factor=Antenna Factor+Cable Loss.



Shenzhen Alpha Product Testing Co., Ltd.  
Building i, No.2, Lixin Road, Fuyong Street,  
Bao'an District, 518103, Shenzhen, Guangdong, China

Site: LAB	Polarization: <b>Vertical</b>	Temperature: 23.5
Limit: FCC Part15 Class B Radiation	Power: DC 5V	Humidity: 51 %
EUT:	Distance:	
M/N:		
Mode: a 5745		
Note:		

**Radiated Emission Measurement**



No.	Mk.	Freq.	Reading Level	Correct Factor	Measurement	Limit	Margin	Antenna Height	Table Degree	
		MHz	dBuV	dB	dBuV/m	dBuV/m	dB	cm	degree	Comment
1		30.7454	7.69	13.32	21.01	40.00	-18.99			peak
2		38.0782	6.82	13.84	20.66	40.00	-19.34			peak
3		53.5052	6.57	13.43	20.00	40.00	-20.00			peak
4		144.8417	8.03	14.17	22.20	43.50	-21.30			peak
5		301.4223	9.67	13.51	23.18	46.00	-22.82			peak
6	*	731.9202	9.35	21.37	30.72	46.00	-15.28			peak

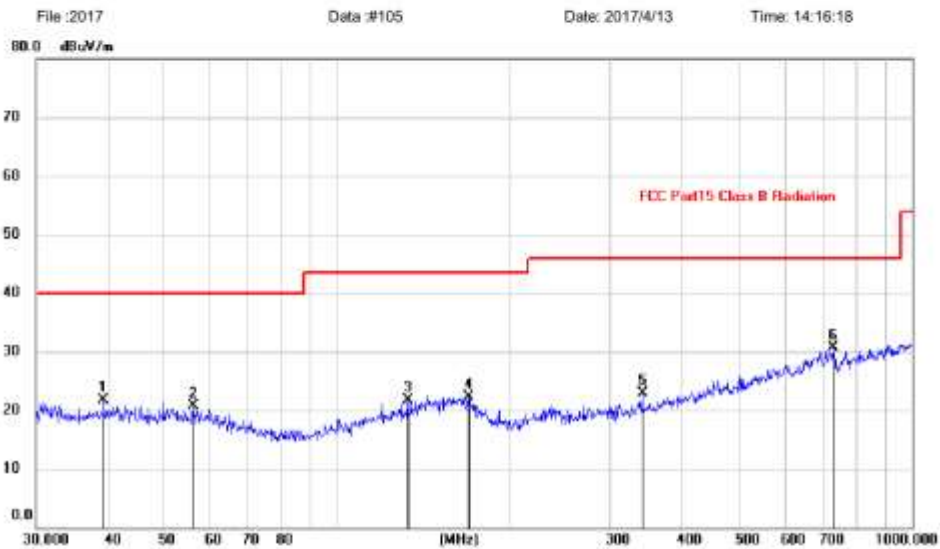
Note:1. \*:Maximum data; x:Over limit; !:over margin.  
2.Measurement=Reading Level+Correct Factor; Correct Factor=Antenna Factor+Cable Loss.



Shenzhen Alpha Product Testing Co., Ltd.  
Building i, No.2, Lixin Road, Fuyong Street,  
Bao'an District, 518103, Shenzhen, Guangdong, China

Site: LAB	Polarization: <b>Horizontal</b>	Temperature: 23.5
Limit: FCC Part15 Class B Radiation	Power: DC 5V	Humidity: 51 %
EUT:	Distance:	
M/N:		
Mode: a 5785		
Note:		

**Radiated Emission Measurement**



No.	Mk.	Freq. MHz	Reading Level dBuV	Correct Factor dB	Measure- ment dBuV/m	Limit dBuV/m	Margin dB	Antenna Height cm	Table Degree	Comment
1		39.2991	7.54	14.21	21.75	40.00	-18.25	peak		
2		56.1974	7.48	13.20	20.68	40.00	-19.32	peak		
3		132.6850	8.34	13.39	21.73	43.50	-21.77	peak		
4		169.5990	8.50	13.80	22.30	43.50	-21.20	peak		
5		340.7816	8.39	14.43	22.82	46.00	-23.18	peak		
6	*	731.9202	9.27	21.37	30.64	46.00	-15.36	peak		

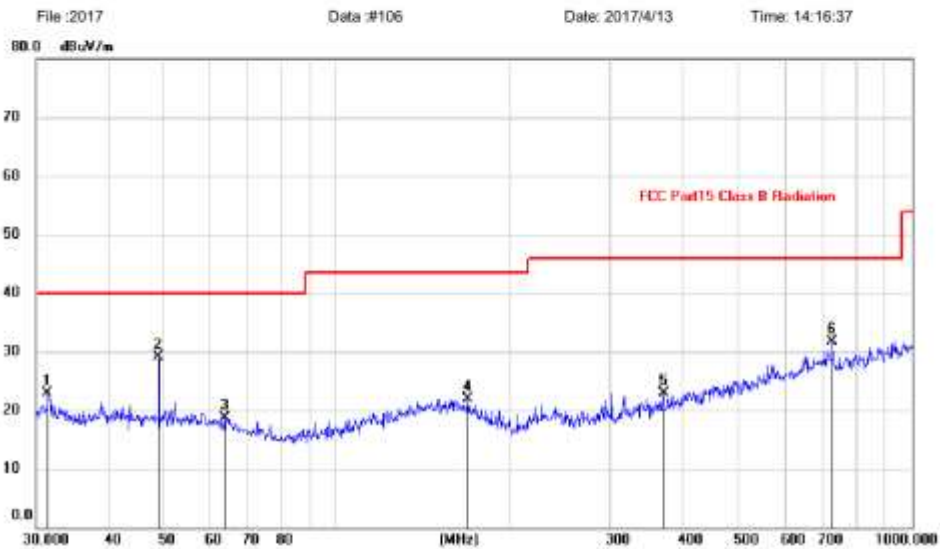
Note:1. \*:Maximum data; x:Over limit; !:over margin.  
2.Measurement=Reading Level+Correct Factor; Correct Factor=Antenna Factor+Cable Loss.



Shenzhen Alpha Product Testing Co., Ltd.  
Building i, No.2, Lixin Road, Fuyong Street,  
Bao'an District, 518103, Shenzhen, Guangdong, China

Site: LAB	Polarization: <b>Vertical</b>	Temperature: 23.5
Limit: FCC Part15 Class B Radiation	Power: DC 5V	Humidity: 51 %
EUT:	Distance:	
M/N:		
Mode: a 5785		
Note:		

**Radiated Emission Measurement**



No.	Mk.	Freq.	Reading Level	Correct Factor	Measurement	Limit	Margin	Antenna Height	Table Degree	
		MHz	dBuV	dB	dBuV/m	dBuV/m	dB	cm	degree	Comment
1		31.3992	9.61	13.37	22.98	40.00	-17.02			peak
2	*	49.0144	15.43	13.64	29.07	40.00	-10.93			peak
3		63.7588	6.57	12.21	18.78	40.00	-21.22			peak
4		169.0054	8.13	13.85	21.98	43.50	-21.52			peak
5		369.4047	7.82	15.15	22.97	46.00	-23.03			peak
6		726.8052	10.32	21.33	31.65	46.00	-14.35			peak

Note:1. \*:Maximum data; x:Over limit; !:over margin.  
2.Measurement=Reading Level+Correct Factor; Correct Factor=Antenna Factor+Cable Loss.

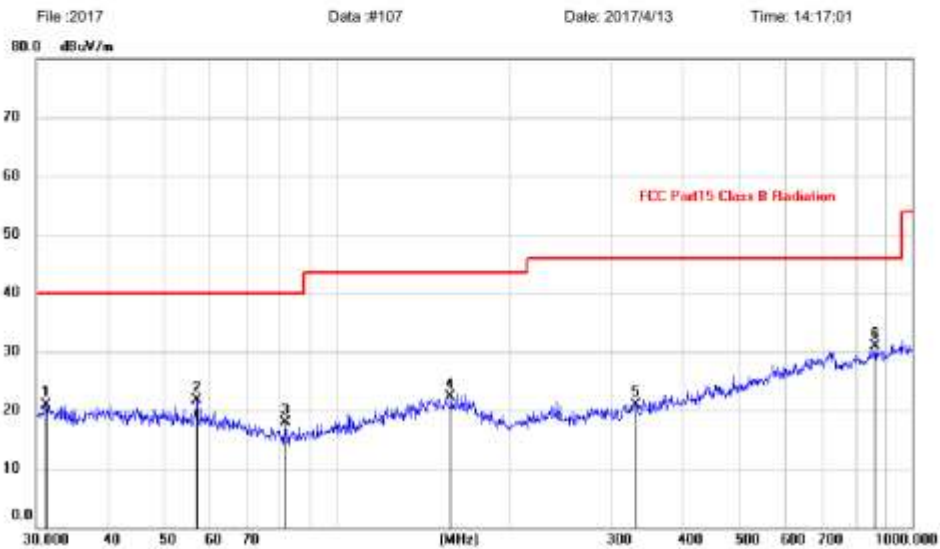




Shenzhen Alpha Product Testing Co., Ltd.  
Building i, No.2, Lixin Road, Fuyong Street,  
Bao'an District, 518103, Shenzhen, Guangdong, China

Site: LAB	Polarization: <b>Horizontal</b>	Temperature: 23.5
Limit: FCC Part15 Class B Radiation	Power: DC 5V	Humidity: 51 %
EUT:	Distance:	
M/N:		
Mode: a 5825		
Note:		

**Radiated Emission Measurement**



No.	Mk.	Freq.	Reading Level	Correct Factor	Measurement	Limit	Margin	Antenna Height	Table Degree	
		MHz	dBuV	dB	dBuV/m	dBuV/m	dB	cm	degree	Comment
1		31.2892	7.62	13.36	20.98	40.00	-19.02			peak
2		56.9912	8.65	13.05	21.70	40.00	-18.30			peak
3		81.4970	8.41	9.50	17.91	40.00	-22.09			peak
4		157.5588	7.76	14.57	22.33	43.50	-21.17			peak
5		330.1949	6.66	14.28	20.94	46.00	-25.06			peak
6	*	863.0562	8.38	22.53	30.91	46.00	-15.09			peak

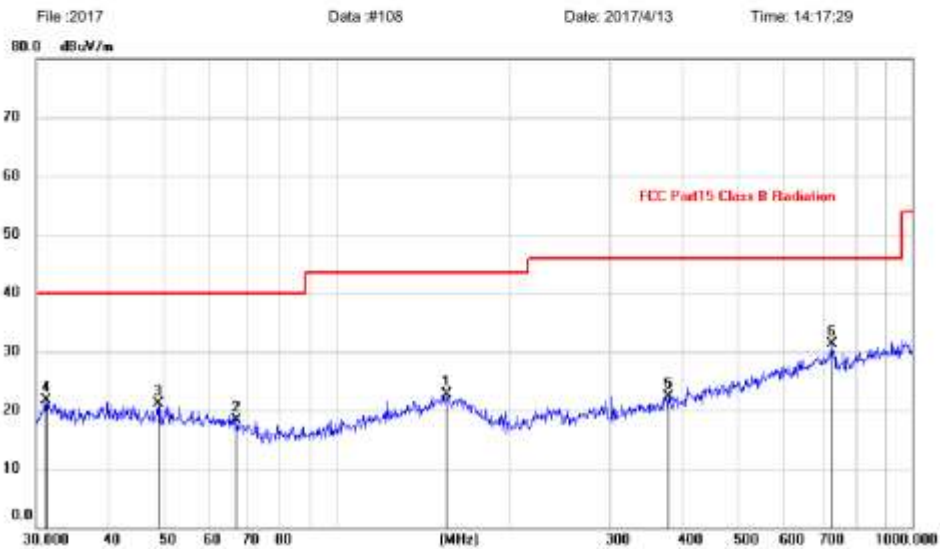
Note:1. \*:Maximum data; x:Over limit; !:over margin.  
2.Measurement=Reading Level+Correct Factor; Correct Factor=Antenna Factor+Cable Loss.



Shenzhen Alpha Product Testing Co., Ltd.  
Building i, No.2, Lixin Road, Fuyong Street,  
Bao'an District, 518103, Shenzhen, Guangdong, China

Site: LAB	Polarization: <b>Vertical</b>	Temperature: 23.5
Limit: FCC Part15 Class B Radiation	Power: DC 5V	Humidity: 51 %
EUT:	Distance:	
M/N:		
Mode: a 5825		
Note:		

**Radiated Emission Measurement**



No.	Mk.	Freq. MHz	Reading Level dBuV	Correct Factor dB	Measure- ment dBuV/m	Limit dBuV/m	Margin dB	Antenna Height cm	Table Degree	Comment
1		154.8204	8.18	14.56	22.74	43.50	-20.76	peak		
2		66.9669	6.89	11.50	18.39	40.00	-21.61	peak		
3		49.0144	7.43	13.64	21.07	40.00	-18.93	peak		
4		31.2892	8.33	13.36	21.69	40.00	-18.31	peak		
5		378.5842	7.00	15.36	22.36	46.00	-23.64	peak		
6	*	724.2611	10.11	21.25	31.36	46.00	-14.64	peak		

Note:1. \*:Maximum data; x:Over limit; !:over margin.  
2.Measurement=Reading Level+Correct Factor; Correct Factor=Antenna Factor+Cable Loss.

1GHz - 18GHz  
U-NII-1



Shenzhen Alpha Product Testing Co., Ltd.  
Building i, No.2, Lixin Road, Fuyong Street,  
Bao'an District, 518103, Shenzhen, Guangdong, China

Site: LAB	Polarization: <b>Vertical</b>	Temperature: 23.5
Limit: FCC Part 15_Above 1G_Peak	Power: DC 5V	Humidity: 51 %
EUT:	Distance:	
M/N:		
Mode:WIFI a 5180		
Note:		

Radiated Emission Measurement



No.	Mk.	Freq. MHz	Reading Level dBuV	Correct Factor dB	Measure- ment dBuV/m	Limit dBuV/m	Margin dB	Antenna Height cm	Table Degree degree	Comment
1		1393.484	47.53	-7.02	40.51	74.00	-33.49	peak		
2	*	2189.740	46.69	-3.42	43.27	74.00	-30.73	peak		
3		3447.163	48.55	-6.74	41.81	74.00	-32.19	peak		

Note:1. \*:Maximum data; x:Over limit; !:over margin.  
2.Measurement=Reading Level+Correct Factor; Correct Factor=Antenna Factor+Cable Loss.



Shenzhen Alpha Product Testing Co., Ltd.  
Building i, No.2, Lixin Road, Fuyong Street,  
Bao'an District, 518103, Shenzhen, Guangdong, China

Site: LAB	Polarization: <b>Horizontal</b>	Temperature: 23.5
Limit: FCC Part 15_Above 1G_Peak	Power: DC 5V	Humidity: 51 %
EUT:	Distance:	
M/N:		
Mode:WIFI a 5180		
Note:		

**Radiated Emission Measurement**



No.	Mk.	Freq. MHz	Reading Level dBuV	Correct Factor dB	Measure- ment dBuV/m	Limit dBuV/m	Margin dB	Antenna Height cm	Table Degree	Comment
1	*	2174.086	46.55	-3.54	43.01	74.00	-30.99	peak		
2		3134.574	42.89	-2.09	40.80	74.00	-33.20	peak		
3		3440.986	48.08	-6.78	41.30	74.00	-32.70	peak		

Note:1. \*:Maximum data; x:Over limit; !:over margin.  
2.Measurement=Reading Level+Correct Factor; Correct Factor=Antenna Factor+Cable Loss.



Shenzhen Alpha Product Testing Co., Ltd.  
Building i, No.2, Lixin Road, Fuyong Street,  
Bao'an District, 518103, Shenzhen, Guangdong, China

Site: LAB	Polarization: <b>Horizontal</b>	Temperature: 23.5
Limit: FCC Part 15_Above 1G_Peak	Power: DC 5V	Humidity: 51 %
EUT:	Distance:	
M/N:		
Mode:WIFI a 5180		
Note:		

**Radiated Emission Measurement**



No.	Mk.	Freq. MHz	Reading Level dBuV	Correct Factor dB	Measure- ment dBuV/m	Limit dBuV/m	Margin dB	Antenna Height cm	Table Degree	Comment
1	*	7502.413	36.92	3.29	40.21	74.00	-33.79	peak		
2		10360.00	30.16	5.00	35.16	74.00	-38.84	peak		
3		15293.85	33.24	6.48	39.72	74.00	-34.28	peak		

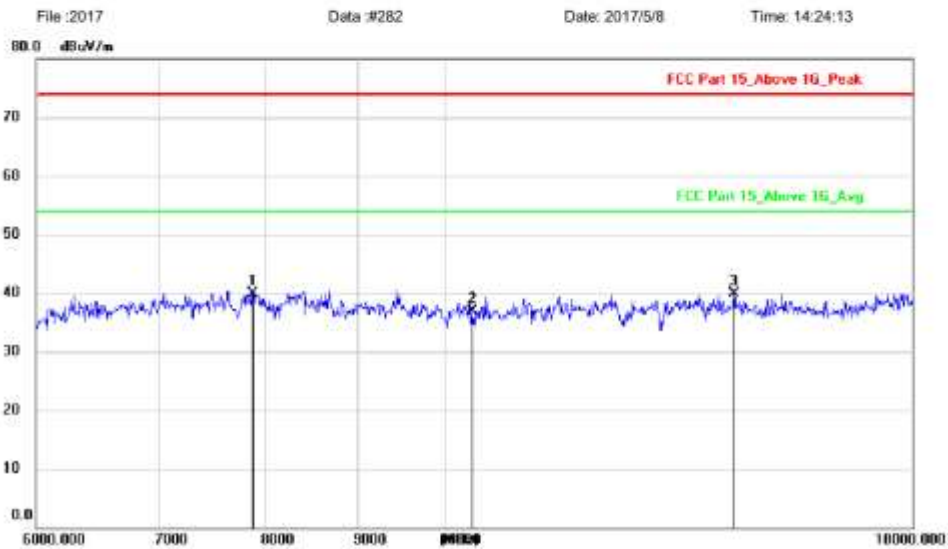
Note:1. \*:Maximum data; x:Over limit; !:over margin.  
2.Measurement=Reading Level+Correct Factor; Correct Factor=Antenna Factor+Cable Loss.



Shenzhen Alpha Product Testing Co., Ltd.  
Building i, No.2, Lixin Road, Fuyong Street,  
Bao'an District, 518103, Shenzhen, Guangdong, China

Site: LAB	Polarization: <b>Vertical</b>	Temperature: 23.5
Limit: FCC Part 15_Above 1G_Peak	Power: DC 5V	Humidity: 51 %
EUT:	Distance:	
M/N:		
Mode:WIFI a 5180		
Note:		

**Radiated Emission Measurement**



No.	Mk.	Freq. MHz	Reading Level dBuV	Correct Factor dB	Measure- ment dBuV/m	Limit dBuV/m	Margin dB	Antenna Height cm	Table Degree degree	Comment
1	*	7883.416	36.42	3.45	39.87	74.00	-34.13	peak		
2		10360.00	31.84	5.00	36.84	74.00	-37.16	peak		
3		14395.36	32.44	7.41	39.85	74.00	-34.15	peak		

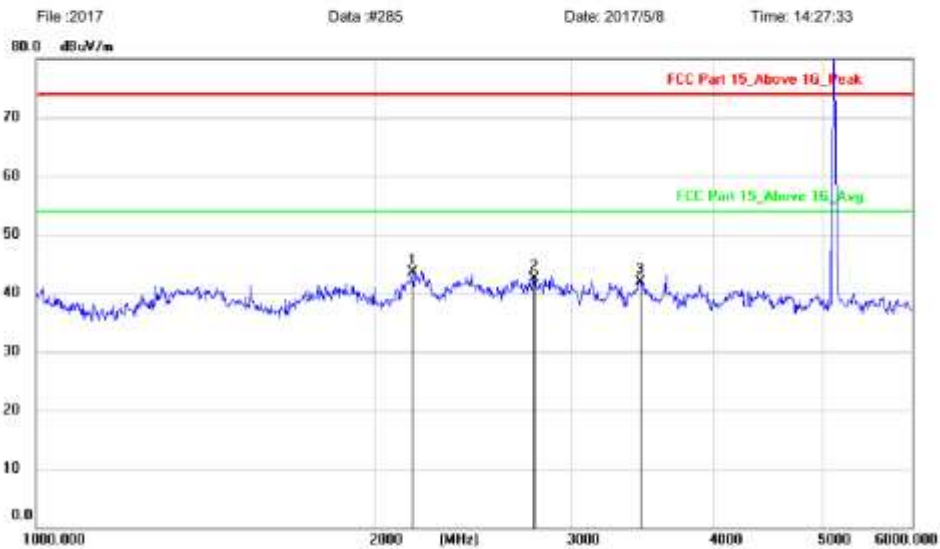
Note:1. \*:Maximum data; x:Over limit; !:over margin.  
2.Measurement=Reading Level+Correct Factor; Correct Factor=Antenna Factor+Cable Loss.



Shenzhen Alpha Product Testing Co., Ltd.  
Building i, No.2, Lixin Road, Fuyong Street,  
Bao'an District, 518103, Shenzhen, Guangdong, China

Site: LAB	Polarization: <b>Horizontal</b>	Temperature: 23.5
Limit: FCC Part 15_Above 1G_Peak	Power: DC 5V	Humidity: 51 %
EUT:	Distance:	
M/N:		
Mode:WIFI a 5200		
Note:		

**Radiated Emission Measurement**



No.	Mk.	Freq. MHz	Reading Level dBuV	Correct Factor dB	Measure- ment dBuV/m	Limit dBuV/m	Margin dB	Antenna Height cm	Table Degree	Comment
1	*	2158.545	47.23	-3.67	43.56	74.00	-30.44	peak		
2		2774.669	45.34	-2.85	42.49	74.00	-31.51	peak		
3		3440.986	48.70	-6.78	41.92	74.00	-32.08	peak		

Note:1. \*:Maximum data; x:Over limit; !:over margin.  
2.Measurement=Reading Level+Correct Factor; Correct Factor=Antenna Factor+Cable Loss.



Shenzhen Alpha Product Testing Co., Ltd.  
Building i, No.2, Lixin Road, Fuyong Street,  
Bao'an District, 518103, Shenzhen, Guangdong, China

Site: LAB	Polarization: <b>Vertical</b>	Temperature: 23.5
Limit: FCC Part 15_Above 1G_Peak	Power: DC 5V	Humidity: 51 %
EUT:	Distance:	
M/N:		
Mode:WIFI a 5200		
Note:		

**Radiated Emission Measurement**



No.	Mk.	Freq.	Reading Level	Correct Factor	Measurement	Limit	Margin	Antenna Height	Table Degree	
		MHz	dBuV	dB	dBuV/m	dBuV/m	dB	cm	degree	Comment
1	*	2399.484	47.88	-3.41	44.47	74.00	-29.53	peak		
2		1356.495	48.39	-7.14	41.25	74.00	-32.75	peak		
3		3459.550	48.43	-6.66	41.77	74.00	-32.23	peak		

Note:1. \*:Maximum data; x:Over limit; !:over margin.  
2.Measurement=Reading Level+Correct Factor; Correct Factor=Antenna Factor+Cable Loss.

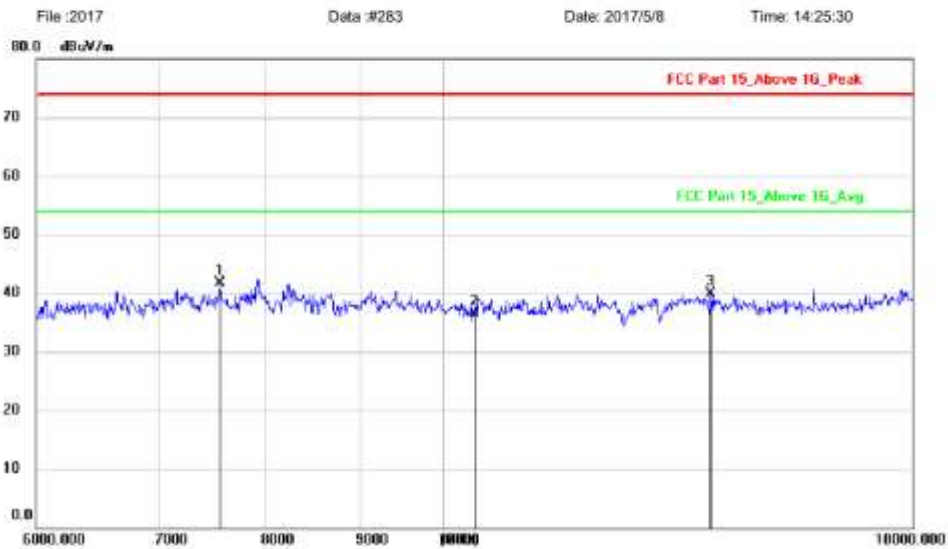




Shenzhen Alpha Product Testing Co., Ltd.  
Building i, No.2, Lixin Road, Fuyong Street,  
Bao'an District, 518103, Shenzhen, Guangdong, China

Site: LAB	Polarization: <b>Vertical</b>	Temperature: 23.5
Limit: FCC Part 15_Above 1G_Peak	Power: DC 5V	Humidity: 51 %
EUT:	Distance:	
M/N:		
Mode:WIFI a 5200		
Note:		

**Radiated Emission Measurement**



No.	Mk.	Freq.	Reading Level	Correct Factor	Measurement	Limit	Margin	Antenna Height	Table Degree	
		MHz	dBuV	dB	dBuV/m	dBuV/m	dB	cm	degree	Comment
1	*	7560.448	38.50	3.20	41.70	74.00	-32.30	peak		
2		10400.00	31.50	5.06	36.56	74.00	-37.44	peak		
3		13989.19	32.93	6.99	39.92	74.00	-34.08	peak		

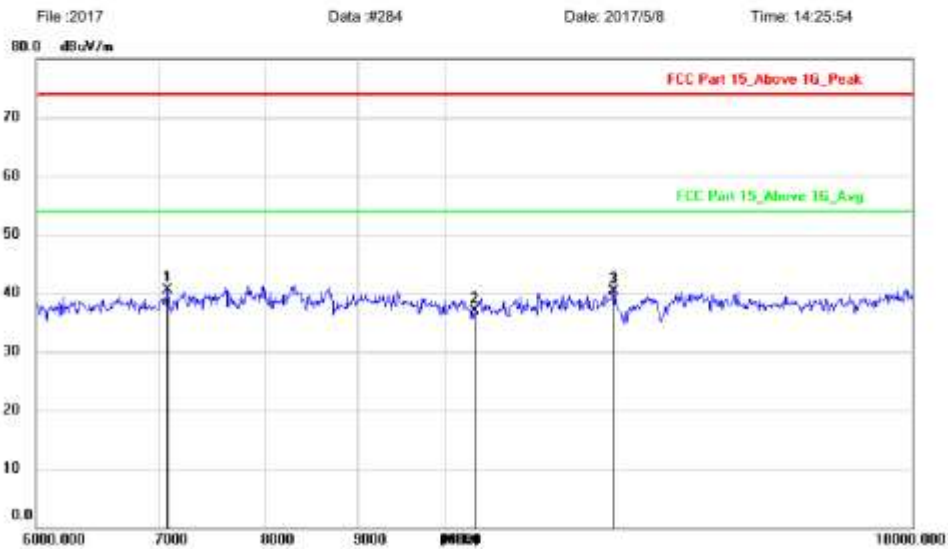
Note:1. \*:Maximum data; x:Over limit; !:over margin.  
2.Measurement=Reading Level+Correct Factor; Correct Factor=Antenna Factor+Cable Loss.



Shenzhen Alpha Product Testing Co., Ltd.  
Building i, No.2, Lixin Road, Fuyong Street,  
Bao'an District, 518103, Shenzhen, Guangdong, China

Site: LAB	Polarization: <b>Horizontal</b>	Temperature: 23.5
Limit: FCC Part 15_Above 1G_Peak	Power: DC 5V	Humidity: 51 %
EUT:	Distance:	
M/N:		
Mode:WIFI a 5200		
Note:		

**Radiated Emission Measurement**



No.	Mk.	Freq. MHz	Reading Level dBuV	Correct Factor dB	Measure- ment dBuV/m	Limit dBuV/m	Margin dB	Antenna Height cm	Table Degree degree	Comment
1	*	7077.223	37.62	2.87	40.49	74.00	-33.51	peak		
2		10400.00	31.86	5.06	36.92	74.00	-37.08	peak		
3		12380.15	34.79	5.45	40.24	74.00	-33.76	peak		

Note:1. \*:Maximum data; x:Over limit; !:over margin.  
2.Measurement=Reading Level+Correct Factor; Correct Factor=Antenna Factor+Cable Loss.



Shenzhen Alpha Product Testing Co., Ltd.  
Building i, No.2, Lixin Road, Fuyong Street,  
Bao'an District, 518103, Shenzhen, Guangdong, China

Site: LAB	Polarization: <b>Vertical</b>	Temperature: 23.5
Limit: FCC Part 15_Above 1G_Peak	Power: DC 5V	Humidity: 51 %
EUT:	Distance:	
M/N:		
Mode:WIFI a 5240		
Note:		

**Radiated Emission Measurement**



No.	Mk.	Freq.	Reading Level	Correct Factor	Measurement	Limit	Margin	Antenna Height	Table Degree	
		MHz	dBuV	dB	dBuV/m	dBuV/m	dB	cm	degree	Comment
1	*	2166.302	46.95	-3.60	43.35	74.00	-30.65	peak		
2		3128.957	44.68	-2.08	42.60	74.00	-31.40	peak		
3		3852.614	46.30	-5.54	40.76	74.00	-33.24	peak		

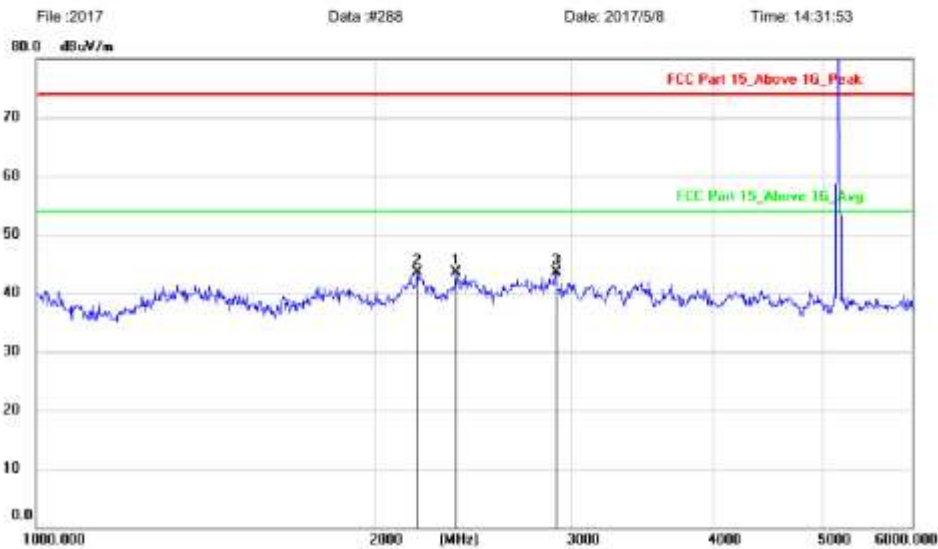
Note: 1. \*:Maximum data; x:Over limit; !:over margin.  
2.Measurement=Reading Level+Correct Factor; Correct Factor=Antenna Factor+Cable Loss.



Shenzhen Alpha Product Testing Co., Ltd.  
Building i, No.2, Lixin Road, Fuyong Street,  
Bao'an District, 518103, Shenzhen, Guangdong, China

Site: LAB	Polarization: <b>Horizontal</b>	Temperature: 23.5
Limit: FCC Part 15_Above 1G_Peak	Power: DC 5V	Humidity: 51 %
EUT:	Distance:	
M/N:		
Mode:WIFI a 5240		
Note:		

**Radiated Emission Measurement**



No.	Mk.	Freq.	Reading Level	Correct Factor	Measurement	Limit	Margin	Antenna Height	Table Degree	
		MHz	dBuV	dB	dBuV/m	dBuV/m	dB	cm	degree	Comment
1		2365.301	46.81	-3.38	43.43	74.00	-30.57	peak		
2	*	2185.816	46.89	-3.45	43.44	74.00	-30.56	peak		
3		2896.714	46.05	-2.61	43.44	74.00	-30.56	peak		

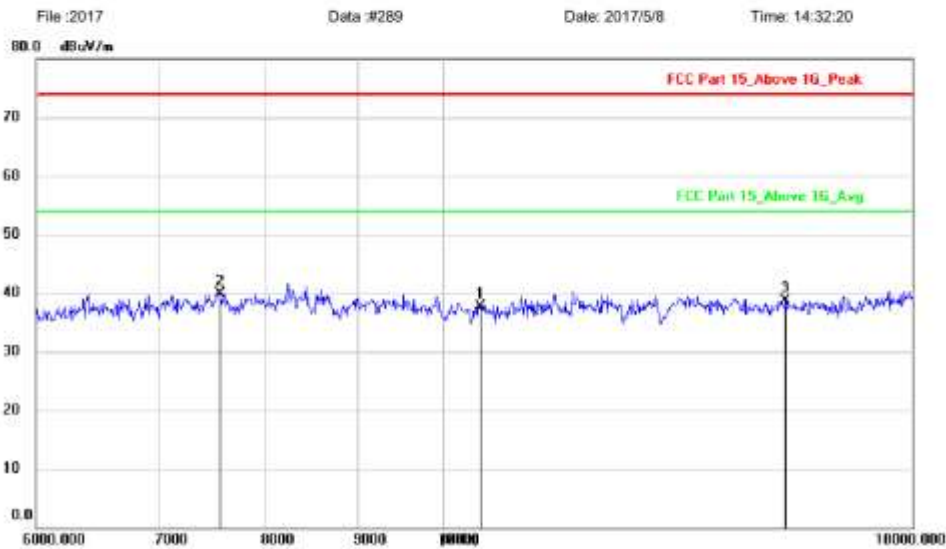
Note:1. \*:Maximum data; x:Over limit; !:over margin.  
2.Measurement=Reading Level+Correct Factor; Correct Factor=Antenna Factor+Cable Loss.



Shenzhen Alpha Product Testing Co., Ltd.  
Building i, No.2, Lixin Road, Fuyong Street,  
Bao'an District, 518103, Shenzhen, Guangdong, China

Site: LAB	Polarization: <b>Horizontal</b>	Temperature: 23.5
Limit: FCC Part 15_Above 1G_Peak	Power: DC 5V	Humidity: 51 %
EUT:	Distance:	
M/N:		
Mode:WIFI a 5240		
Note:		

**Radiated Emission Measurement**



No.	Mk.	Freq.	Reading Level	Correct Factor	Measurement	Limit	Margin	Antenna Height	Table Degree	
		MHz	dBuV	dB	dBuV/m	dBuV/m	dB	cm	degree	Comment
1		10480.00	32.61	5.16	37.77	74.00	-36.23	peak		
2	*	7560.448	36.64	3.20	39.84	74.00	-34.16	peak		
3		15378.26	32.74	6.04	38.78	74.00	-35.22	peak		

Note: 1. \*:Maximum data; x:Over limit; !:over margin.  
2.Measurement=Reading Level+Correct Factor; Correct Factor=Antenna Factor+Cable Loss.



Shenzhen Alpha Product Testing Co., Ltd.  
Building i, No.2, Lixin Road, Fuyong Street,  
Bao'an District, 518103, Shenzhen, Guangdong, China

Site: LAB	Polarization: <b>Vertical</b>	Temperature: 23.5
Limit: FCC Part 15_Above 1G_Peak	Power: DC 5V	Humidity: 51 %
EUT:	Distance:	
M/N:		
Mode:WIFI a 5240		
Note:		

**Radiated Emission Measurement**



No.	Mk.	Freq.	Reading Level	Correct Factor	Measurement	Limit	Margin	Antenna Height	Table Degree	
		MHz	dBuV	dB	dBuV/m	dBuV/m	dB	cm	degree	Comment
1		10480.00	31.97	5.16	37.13	74.00	-36.87	peak		
2	*	7210.912	37.20	3.46	40.66	74.00	-33.34	peak		
3		13805.61	33.00	6.66	39.66	74.00	-34.34	peak		

Note:1. \*:Maximum data; x:Over limit; !:over margin.  
2.Measurement=Reading Level+Correct Factor; Correct Factor=Antenna Factor+Cable Loss.

U-NII-3



Shenzhen Alpha Product Testing Co., Ltd.  
Building 1, No.2, Lixin Road, Fuyong Street,  
Bao'an District, 518103, Shenzhen, Guangdong, China

Site: LAB	Polarization: <b>Vertical</b>	Temperature: 23.5
Limit: FCC Part 15_Above 1G_Peak	Power: DC 5V	Humidity: 51 %
EUT:	Distance:	
M/N:		
Mode:WIFI a 5745		
Note:		

Radiated Emission Measurement



No.	Mk.	Freq. MHz	Reading Level dBuV	Correct Factor dB	Measure- ment dBuV/m	Limit dBuV/m	Margin dB	Antenna Height cm	Table Degree degree	Comment
1		1390.987	49.04	-7.03	42.01	74.00	-31.99	peak		
2	*	2166.302	46.62	-3.60	43.02	74.00	-30.98	peak		
3		3440.986	49.03	-6.78	42.25	74.00	-31.75	peak		

Note:1. \*:Maximum data; x:Over limit; !:over margin.  
2.Measurement=Reading Level+Correct Factor; Correct Factor=Antenna Factor+Cable Loss.



Shenzhen Alpha Product Testing Co., Ltd.  
Building i, No.2, Lixin Road, Fuyong Street,  
Bao'an District, 518103, Shenzhen, Guangdong, China

Site: LAB	Polarization: <b>Horizontal</b>	Temperature: 23.5
Limit: FCC Part 15_Above 1G_Peak	Power: DC 5V	Humidity: 51 %
EUT:	Distance:	
M/N:		
Mode:WIFI a 5745		
Note:		

**Radiated Emission Measurement**



No.	Mk.	Freq. MHz	Reading Level dBuV	Correct Factor dB	Measure- ment dBuV/m	Limit dBuV/m	Margin dB	Antenna Height cm	Table Degree	Comment
1	*	2170.190	46.66	-3.58	43.08	74.00	-30.92			peak
2		2789.639	45.30	-2.83	42.47	74.00	-31.53			peak
3		3254.888	44.19	-2.31	41.88	74.00	-32.12			peak

Note:1. \*:Maximum data; x:Over limit; !:over margin.  
2.Measurement=Reading Level+Correct Factor; Correct Factor=Antenna Factor+Cable Loss.

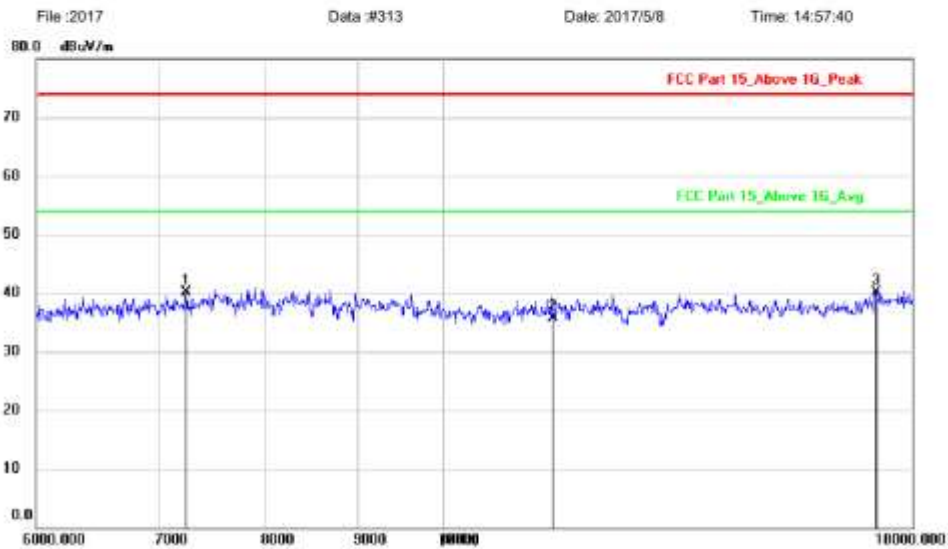




Shenzhen Alpha Product Testing Co., Ltd.  
Building i, No.2, Lixin Road, Fuyong Street,  
Bao'an District, 518103, Shenzhen, Guangdong, China

Site: LAB	Polarization: <b>Horizontal</b>	Temperature: 23.5
Limit: FCC Part 15_Above 1G_Peak	Power: DC 5V	Humidity: 51 %
EUT:	Distance:	
M/N:		
Mode:WIFI a 5745		
Note:		

**Radiated Emission Measurement**



No.	Mk.	Freq.	Reading Level	Correct Factor	Measurement	Limit	Margin	Antenna Height	Table Degree	
		MHz	dBuV	dB	dBuV/m	dBuV/m	dB	cm	degree	Comment
1		7250.710	36.58	3.46	40.04	74.00	-33.96	peak		
2		11490.00	30.00	5.72	35.72	74.00	-38.28	peak		
3	*	17205.66	32.12	7.95	40.07	74.00	-33.93	peak		

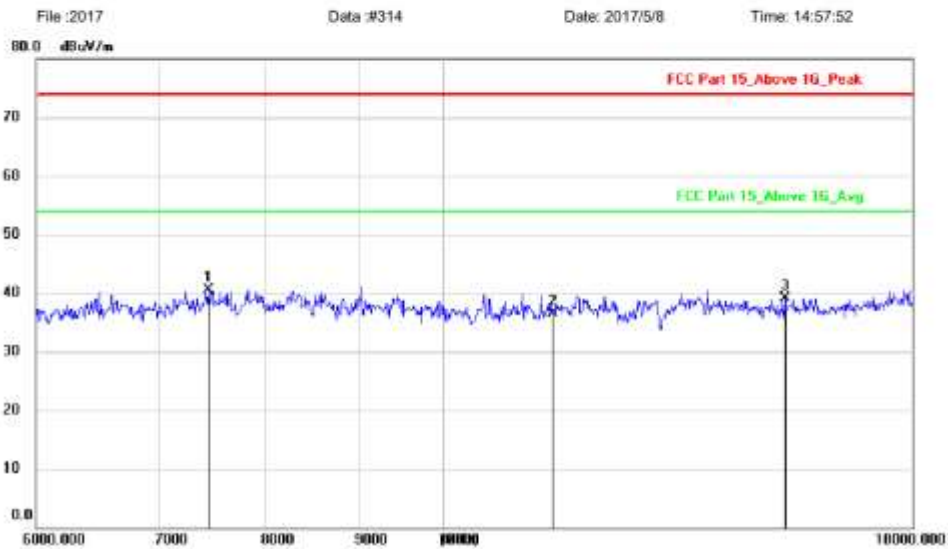
Note:1. \*:Maximum data; x:Over limit; !:over margin.  
2.Measurement=Reading Level+Correct Factor; Correct Factor=Antenna Factor+Cable Loss.



Shenzhen Alpha Product Testing Co., Ltd.  
Building i, No.2, Lixin Road, Fuyong Street,  
Bao'an District, 518103, Shenzhen, Guangdong, China

Site: LAB	Polarization: <b>Vertical</b>	Temperature: 23.5
Limit: FCC Part 15_Above 1G_Peak	Power: DC 5V	Humidity: 51 %
EUT:	Distance:	
M/N:		
Mode:WIFI a 5745		
Note:		

**Radiated Emission Measurement**



No.	Mk.	Freq. MHz	Reading Level dBuV	Correct Factor dB	Measure- ment dBuV/m	Limit dBuV/m	Margin dB	Antenna Height cm	Table Degree	Comment
1	*	7453.024	37.05	3.36	40.41	74.00	-33.59	peak		
2		11490.00	30.71	5.72	36.43	74.00	-37.57	peak		
3		15361.34	33.07	6.13	39.20	74.00	-34.80	peak		

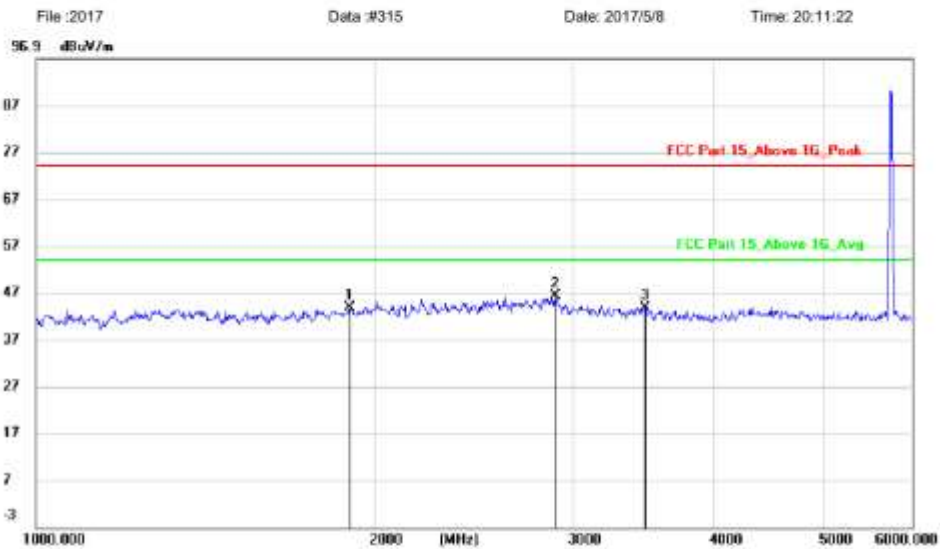
Note:1. \*:Maximum data; x:Over limit; !:over margin.  
2.Measurement=Reading Level+Correct Factor; Correct Factor=Antenna Factor+Cable Loss.



Shenzhen Alpha Product Testing Co., Ltd.  
Building i, No.2, Lixin Road, Fuyong Street,  
Bao'an District, 518103, Shenzhen, Guangdong, China

Site: LAB	Polarization: <b>Horizontal</b>	Temperature: 23.5
Limit: FCC Part 15_Above 1G_Peak	Power: DC 5V	Humidity: 51 %
EUT:	Distance: 3m	
M/N:		
Mode:WIFI a 5785		
Note:		

**Radiated Emission Measurement**



No.	Mk.	Freq. MHz	Reading Level dBuV	Correct Factor dB	Measure- ment dBuV/m	Limit dBuV/m	Margin dB	Antenna Height cm	Table Degree	Comment
1		1897.047	49.92	-6.03	43.89	74.00	-30.11	peak		
2	*	2891.523	48.97	-2.63	46.34	74.00	-27.66	peak		
3		3478.215	50.44	-6.54	43.90	74.00	-30.10	peak		

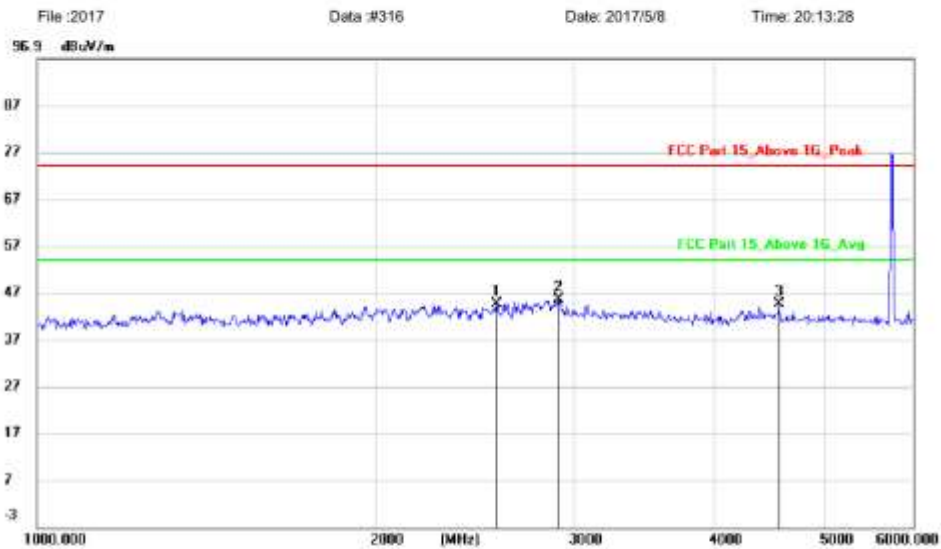
Note:1. \*:Maximum data; x:Over limit; !:over margin.  
2.Measurement=Reading Level+Correct Factor; Correct Factor=Antenna Factor+Cable Loss.



Shenzhen Alpha Product Testing Co., Ltd.  
Building i, No.2, Lixin Road, Fuyong Street,  
Bao'an District, 518103, Shenzhen, Guangdong, China

Site: LAB	Polarization: <b>Vertical</b>	Temperature: 23.5
Limit: FCC Part 15_Above 1G_Peak	Power: DC 5V	Humidity: 51 %
EUT:	Distance: 3m	
M/N:		
Mode:WIFI a 5785		
Note:		

**Radiated Emission Measurement**



No.	Mk.	Freq. MHz	Reading Level dBuV	Correct Factor dB	Measure- ment dBuV/m	Limit dBuV/m	Margin dB	Antenna Height cm	Table Degree	Comment
1		2564.120	47.74	-3.22	44.52	74.00	-29.48	peak		
2	*	2912.342	48.11	-2.57	45.54	74.00	-28.46	peak		
3		4560.106	48.10	-3.68	44.42	74.00	-29.58	peak		

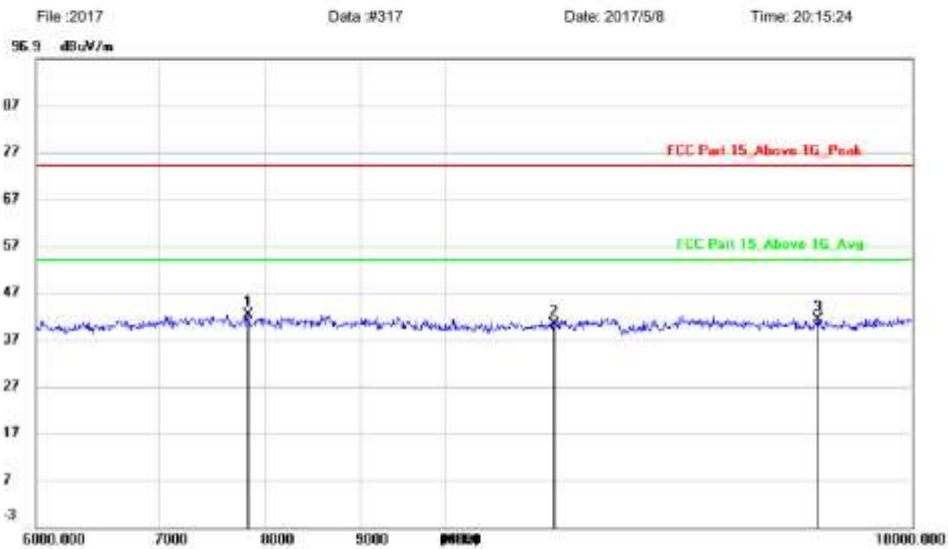
Note:1. \*:Maximum data; x:Over limit; !:over margin.  
2.Measurement=Reading Level+Correct Factor; Correct Factor=Antenna Factor+Cable Loss.



Shenzhen Alpha Product Testing Co., Ltd.  
Building i, No.2, Lixin Road, Fuyong Street,  
Bao'an District, 518103, Shenzhen, Guangdong, China

Site: LAB	Polarization: <b>Vertical</b>	Temperature: 23.5
Limit: FCC Part 15_Above 1G_Peak	Power: DC 5V	Humidity: 51 %
EUT:	Distance: 3m	
M/N:		
Mode:WIFI a 5785		
Note:		

**Radiated Emission Measurement**



No.	Mk.	Freq. MHz	Reading Level dBuV	Correct Factor dB	Measure- ment dBuV/m	Limit dBuV/m	Margin dB	Antenna Height cm	Table Degree	Comment
1	*	7831.519	38.95	3.36	42.31	74.00	-31.69	peak		
2		11490.00	34.66	5.72	40.38	74.00	-33.62	peak		
3		15999.93	38.39	2.78	41.17	74.00	-32.83	peak		

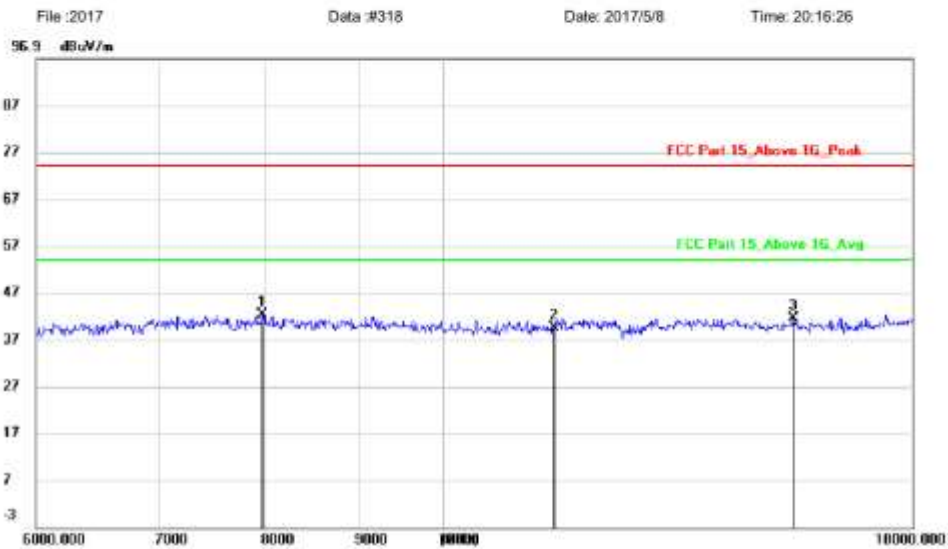
Note:1. \*:Maximum data; x:Over limit; !:over margin.  
2.Measurement=Reading Level+Correct Factor; Correct Factor=Antenna Factor+Cable Loss.



Shenzhen Alpha Product Testing Co., Ltd.  
Building i, No.2, Lixin Road, Fuyong Street,  
Bao'an District, 518103, Shenzhen, Guangdong, China

Site: LAB	Polarization: <b>Horizontal</b>	Temperature: 23.5
Limit: FCC Part 15_Above 1G_Peak	Power: DC 5V	Humidity: 51 %
EUT:	Distance: 3m	
M/N:		
Mode:WIFI a 5785		
Note:		

**Radiated Emission Measurement**



No.	Mk.	Freq. MHz	Reading Level dBuV	Correct Factor dB	Measure- ment dBuV/m	Limit dBuV/m	Margin dB	Antenna Height cm	Table Degree	Comment
1	*	7979.456	38.67	3.62	42.29	74.00	-31.71	peak		
2		11490.00	33.69	5.72	39.41	74.00	-34.59	peak		
3		15514.29	36.12	5.32	41.44	74.00	-32.56	peak		

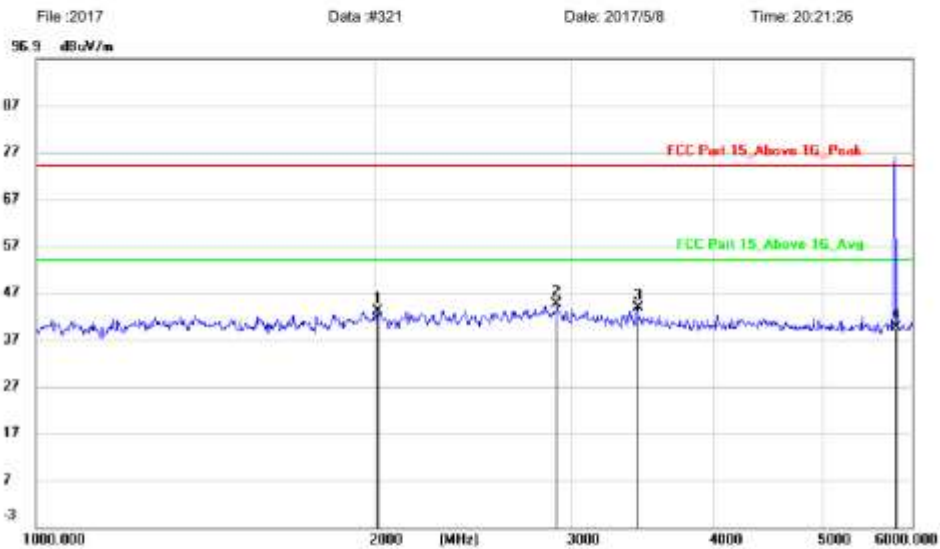
Note:1. \*:Maximum data; x:Over limit; !:over margin.  
2.Measurement=Reading Level+Correct Factor; Correct Factor=Antenna Factor+Cable Loss.



Shenzhen Alpha Product Testing Co., Ltd.  
Building i, No.2, Lixin Road, Fuyong Street,  
Bao'an District, 518103, Shenzhen, Guangdong, China

Site: LAB	Polarization: <b>Vertical</b>	Temperature: 23.5
Limit: FCC Part 15_Above 1G_Peak	Power: DC 5V	Humidity: 51 %
EUT:	Distance: 3m	
M/N:		
Mode:WIFI a 5825		
Note:		

**Radiated Emission Measurement**



No.	Mk.	Freq. MHz	Reading Level dBuV	Correct Factor dB	Measure- ment dBuV/m	Limit dBuV/m	Margin dB	Antenna Height cm	Table Degree	Comment
1		2012.717	48.38	-5.27	43.11	74.00	-30.89			peak
2	*	2901.914	47.18	-2.61	44.57	74.00	-29.43			peak
3		3422.521	50.57	-6.89	43.68	74.00	-30.32			peak
4		5825.000	40.79	-1.18	39.61	74.00	-34.39			peak

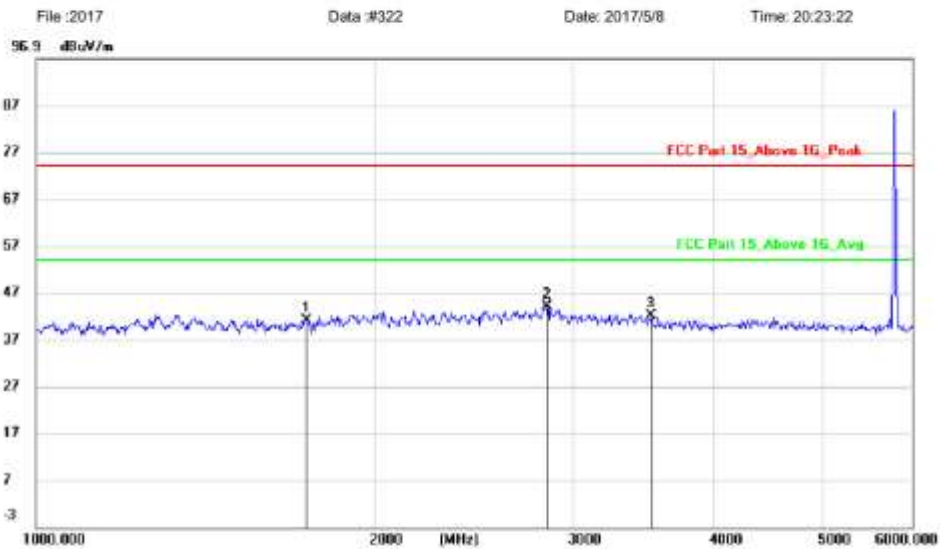
Note:1. \*:Maximum data; x:Over limit; !:over margin.  
2.Measurement=Reading Level+Correct Factor; Correct Factor=Antenna Factor+Cable Loss.



Shenzhen Alpha Product Testing Co., Ltd.  
Building i, No.2, Lixin Road, Fuyong Street,  
Bao'an District, 518103, Shenzhen, Guangdong, China

Site: LAB	Polarization: <b>Horizontal</b>	Temperature: 23.5
Limit: FCC Part 15_Above 1G_Peak	Power: DC 5V	Humidity: 51 %
EUT:	Distance: 3m	
M/N:		
Mode:WIFI a 5825		
Note:		

**Radiated Emission Measurement**



No.	Mk.	Freq. MHz	Reading Level dBuV	Correct Factor dB	Measure- ment dBuV/m	Limit dBuV/m	Margin dB	Antenna Height cm	Table Degree	Comment
1		1737.443	47.71	-6.71	41.00	74.00	-33.00	peak		
2	*	2845.223	46.71	-2.73	43.98	74.00	-30.02	peak		
3		3515.848	48.27	-6.36	41.91	74.00	-32.09	peak		

Note:1. \*:Maximum data; x:Over limit; !:over margin.  
2.Measurement=Reading Level+Correct Factor; Correct Factor=Antenna Factor+Cable Loss.

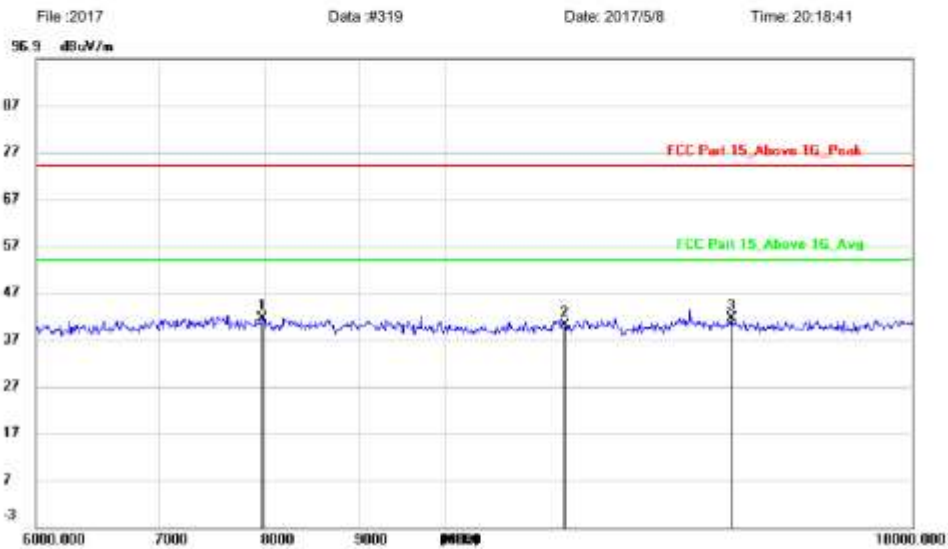




Shenzhen Alpha Product Testing Co., Ltd.  
Building i, No.2, Lixin Road, Fuyong Street,  
Bao'an District, 518103, Shenzhen, Guangdong, China

Site: LAB	Polarization: <b>Horizontal</b>	Temperature: 23.5
Limit: FCC Part 15_Above 1G_Peak	Power: DC 5V	Humidity: 51 %
EUT:	Distance: 3m	
M/N:		
Mode:WIFI a 5825		
Note:		

**Radiated Emission Measurement**



No.	Mk.	Freq. MHz	Reading Level dBuV	Correct Factor dB	Measure- ment dBuV/m	Limit dBuV/m	Margin dB	Antenna Height cm	Table Degree	Comment
1		7979.456	37.88	3.62	41.50	74.00	-32.50	peak		
2		11650.00	34.35	5.69	40.04	74.00	-33.96	peak		
3	*	14363.71	34.18	7.38	41.56	74.00	-32.44	peak		

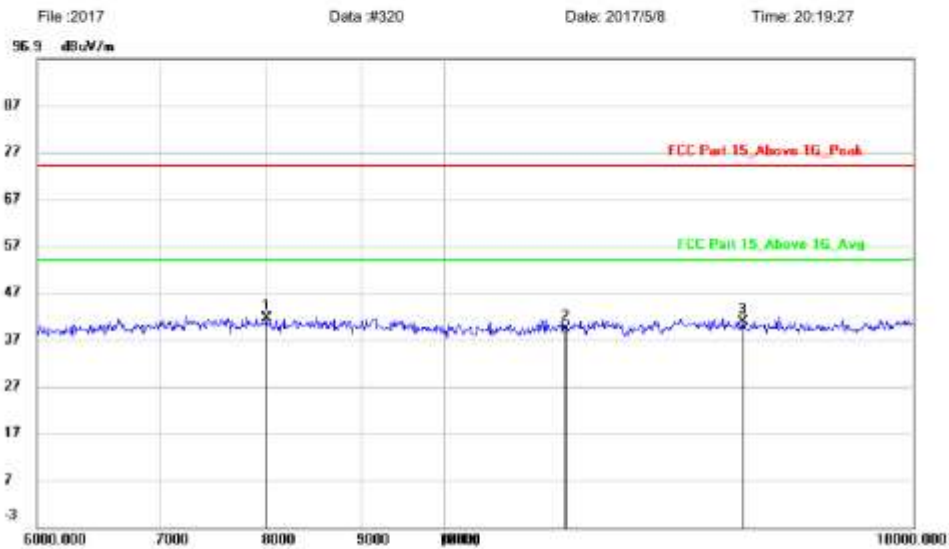
Note:1. \*:Maximum data; x:Over limit; !:over margin.  
2.Measurement=Reading Level+Correct Factor; Correct Factor=Antenna Factor+Cable Loss.



Shenzhen Alpha Product Testing Co., Ltd.  
Building i, No.2, Lixin Road, Fuyong Street,  
Bao'an District, 518103, Shenzhen, Guangdong, China

Site: LAB	Polarization: <b>Vertical</b>	Temperature: 23.5
Limit: FCC Part 15_Above 1G_Peak	Power: DC 5V	Humidity: 51 %
EUT:	Distance: 3m	
M/N:		
Mode:WIFI a 5825		
Note:		

**Radiated Emission Measurement**



No.	Mk.	Freq. MHz	Reading Level dBuV	Correct Factor dB	Measure- ment dBuV/m	Limit dBuV/m	Margin dB	Antenna Height cm	Table Degree	Comment
1	*	7997.043	37.84	3.64	41.48	74.00	-32.52	peak		
2		11650.00	33.68	5.69	39.37	74.00	-34.63	peak		
3		14554.71	33.13	7.57	40.70	74.00	-33.30	peak		

Note:1. \*:Maximum data; x:Over limit; !:over margin.  
2.Measurement=Reading Level+Correct Factor; Correct Factor=Antenna Factor+Cable Loss.

## **Appendix B.2: Radiated Emissions near the Band Edge**

**Wi-Fi 802.11 a mode, 6 Mbps**

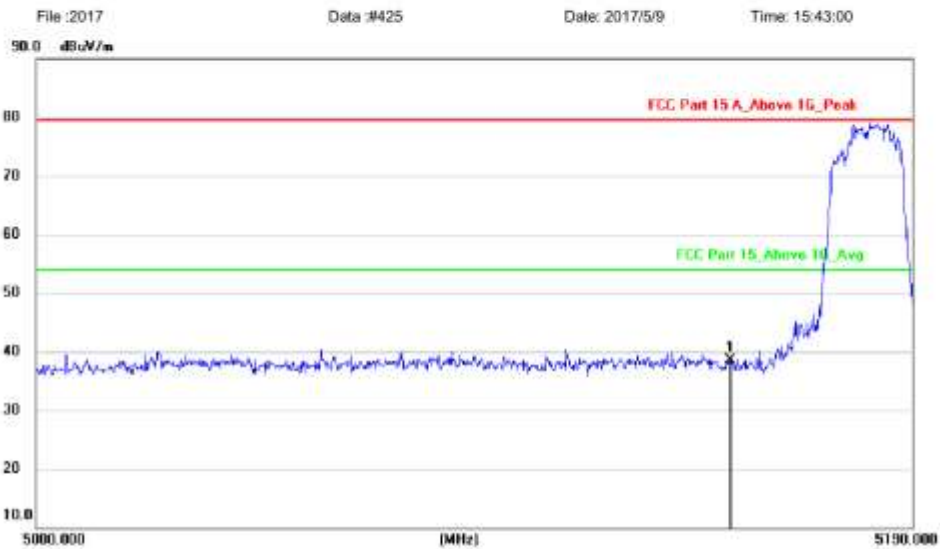
**U-NII-1**



Shenzhen Alpha Product Testing Co., Ltd.  
Building i, No.2, Lixin Road, Fuyong Street,  
Bao'an District, 518103, Shenzhen, Guangdong, China

Site: LAB	Polarization: <b>Vertical</b>	Temperature: 23.5
Limit: FCC Part 15 A_Above 1G_Peak	Power: DC 5V	Humidity: 51 %
EUT:	Distance: 3m	
M/N:		
Mode:WIFI a 5190		
Note:		

**Radiated Emission Measurement**



No.	Mk.	Freq.	Reading Level	Correct Factor	Measurement	Limit	Margin	Antenna Height	Table Degree	
		MHz	dBuV	dB	dBuV/m	dBuV/m	dB	cm	degree	Comment
1	*	5150.000	40.67	-2.25	38.42	79.50	-41.08	peak		

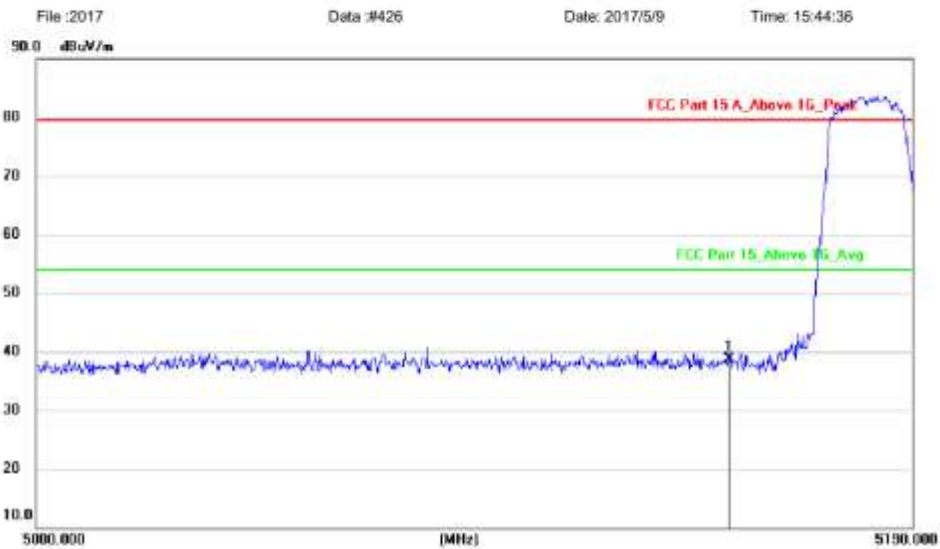
Note:1. \*:Maximum data; x:Over limit; !:over margin.  
2.Measurement=Reading Level+Correct Factor; Correct Factor=Antenna Factor+Cable Loss.



Shenzhen Alpha Product Testing Co., Ltd.  
Building i, No.2, Lixin Road, Fuyong Street,  
Bao'an District, 518103, Shenzhen, Guangdong, China

Site: LAB	Polarization: <b>Horizontal</b>	Temperature: 23.5
Limit: FCC Part 15 A_Above 1G_Peak	Power: DC 5V	Humidity: 51 %
EUT:	Distance: 3m	
M/N:		
Mode:WIFI a 5190		
Note:		

**Radiated Emission Measurement**



No.	Mk.	Freq.	Reading Level	Correct Factor	Measurement	Limit	Margin	Antenna Height	Table Degree	
		MHz	dBuV	dB	dBuV/m	dBuV/m	dB	cm	degree	Comment
1	*	5150.000	40.96	-2.25	38.71	79.50	-40.79	peak		

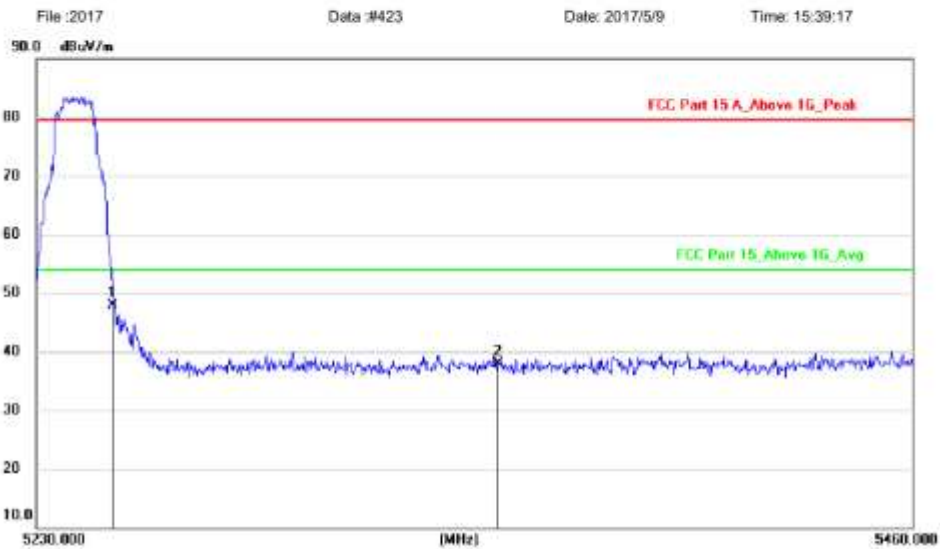
Note:1. \*:Maximum data; x:Over limit; !:over margin.  
2.Measurement=Reading Level+Correct Factor; Correct Factor=Antenna Factor+Cable Loss.



Shenzhen Alpha Product Testing Co., Ltd.  
Building i, No.2, Lixin Road, Fuyong Street,  
Bao'an District, 518103, Shenzhen, Guangdong, China

Site: LAB	Polarization: <b>Horizontal</b>	Temperature: 23.5
Limit: FCC Part 15 A_Above 1G_Peak	Power: DC 5V	Humidity: 51 %
EUT:	Distance: 3m	
M/N:		
Mode:WIFI a 5240		
Note:		

**Radiated Emission Measurement**



No.	Mk.	Freq. MHz	Reading Level dBuV	Correct Factor dB	Measure- ment dBuV/m	Limit dBuV/m	Margin dB	Antenna Height cm	Table Degree	Comment
1	*	5250.000	50.00	-2.13	47.87	79.50	-31.63	peak		
2		5350.000	40.01	-2.01	38.00	79.50	-41.50	peak		

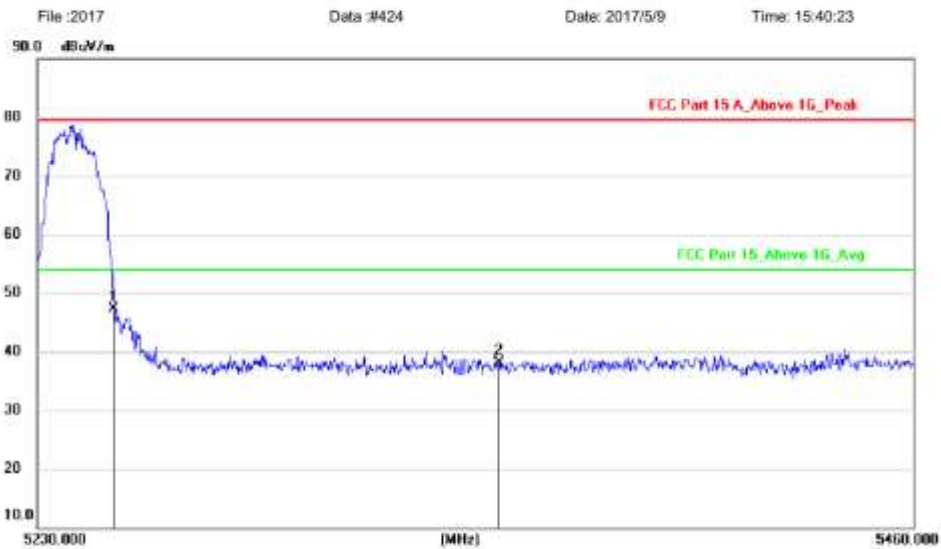
Note:1. \*:Maximum data; x:Over limit; !:over margin.  
2.Measurement=Reading Level+Correct Factor; Correct Factor=Antenna Factor+Cable Loss.



Shenzhen Alpha Product Testing Co., Ltd.  
Building i, No.2, Lixin Road, Fuyong Street,  
Bao'an District, 518103, Shenzhen, Guangdong, China

Site: LAB	Polarization: <b>Vertical</b>	Temperature: 23.5
Limit: FCC Part 15 A_Above 1G_Peak	Power: DC 5V	Humidity: 51 %
EUT:	Distance: 3m	
M/N:		
Mode:WIFI a 5240		
Note:		

**Radiated Emission Measurement**



No.	Mk.	Freq.	Reading Level	Correct Factor	Measurement	Limit	Margin	Antenna Height	Table Degree	
		MHz	dBuV	dB	dBuV/m	dBuV/m	dB	cm	degree	Comment
1	*	5250.000	49.49	-2.13	47.36	79.50	-32.14	peak		
2		5350.000	40.20	-2.01	38.19	79.50	-41.31	peak		

Note:1. \*:Maximum data; x:Over limit; !:over margin.  
2.Measurement=Reading Level+Correct Factor; Correct Factor=Antenna Factor+Cable Loss.

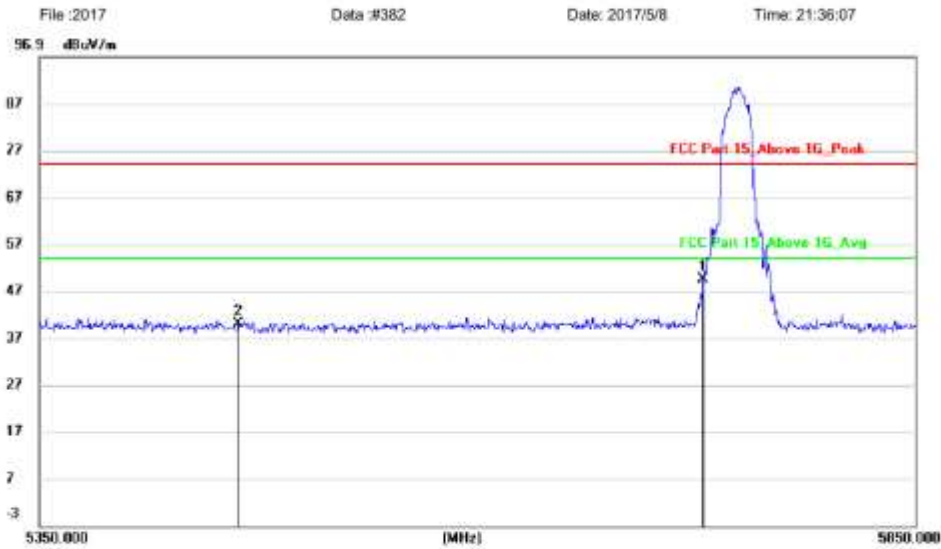
U-NII-3



Shenzhen Alpha Product Testing Co., Ltd.  
Building i, No.2, Lixin Road, Fuyong Street,  
Bao'an District, 518103, Shenzhen, Guangdong, China

Site LAB	Polarization: <b>Horizontal</b>	Temperature: 23.5
Limit: FCC Part 15_Above 1G_Peak	Power: DC 5V	Humidity: 51 %
EUT:	Distance: 3m	
M/N:		
Mode:WIFI a 5745		
Note:		

Radiated Emission Measurement



No.	Mk.	Freq.	Reading Level	Correct Factor	Measurement	Limit	Margin	Antenna Height	Table Degree	
		MHz	dBuV	dB	dBuV/m	dBuV/m	dB	cm	degree	Comment
1	*	5725.000	50.87	-1.32	49.55	74.00	-24.45	peak		
2		5460.000	41.96	-1.81	40.15	74.00	-33.85	peak		

Note:1. \*:Maximum data; x:Over limit; !:over margin.

2.Measurement=Reading Level+Correct Factor; Correct Factor=Antenna Factor+Cable Loss.

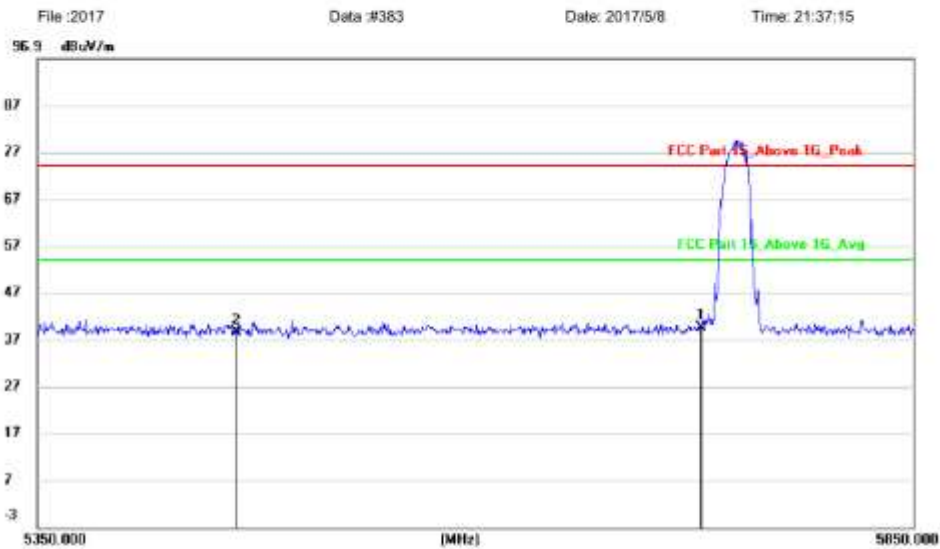




Shenzhen Alpha Product Testing Co., Ltd.  
Building i, No.2, Lixin Road, Fuyong Street,  
Bao'an District, 518103, Shenzhen, Guangdong, China

Site: LAB	Polarization: <b>Vertical</b>	Temperature: 23.5
Limit: FCC Part 15_Above 1G_Peak	Power: DC 5V	Humidity: 51 %
EUT:	Distance: 3m	
M/N:		
Mode:WIFI a 5745		
Note:		

**Radiated Emission Measurement**



No.	Mk.	Freq.	Reading Level	Correct Factor	Measurement	Limit	Margin	Antenna Height	Table Degree	
		MHz	dBuV	dB	dBuV/m	dBuV/m	dB	cm	degree	Comment
1	*	5725.000	40.90	-1.32	39.58	74.00	-34.42	peak		
2		5460.000	40.35	-1.81	38.54	74.00	-35.46	peak		

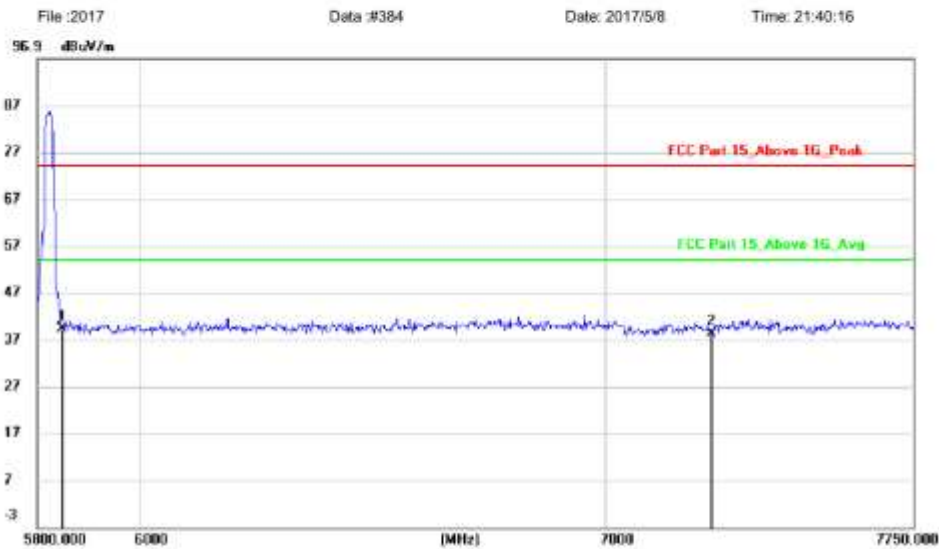
Note: 1. \*:Maximum data; x:Over limit; !:over margin.  
2.Measurement=Reading Level+Correct Factor; Correct Factor=Antenna Factor+Cable Loss.



Shenzhen Alpha Product Testing Co., Ltd.  
Building i, No.2, Lixin Road, Fuyong Street,  
Bao'an District, 518103, Shenzhen, Guangdong, China

Site LAB	Polarization: <b>Horizontal</b>	Temperature: 23.5
Limit: FCC Part 15_Above 1G_Peak	Power: DC 5V	Humidity: 51 %
EUT:	Distance: 3m	
M/N:		
Mode:WIFI a 5825		
Note:		

**Radiated Emission Measurement**



No.	Mk.	Freq.	Reading Level	Correct Factor	Measurement	Limit	Margin	Antenna Height	Table Degree	
		MHz	dBuV	dB	dBuV/m	dBuV/m	dB	cm	degree	Comment
1	*	5850.000	40.48	-1.15	39.33	74.00	-34.67	peak		
2		7250.000	34.93	3.46	38.39	74.00	-35.61	peak		

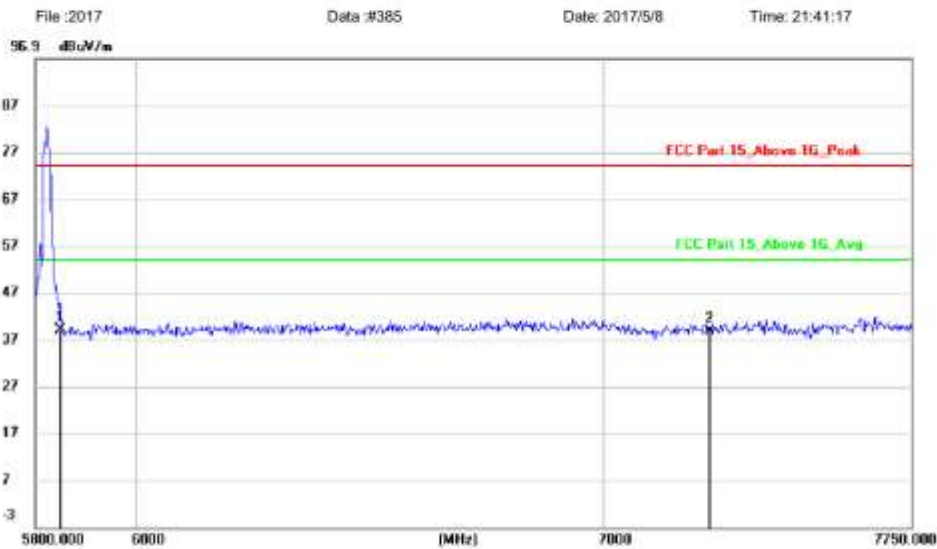
Note: 1. \*:Maximum data; x:Over limit; !:over margin.  
2.Measurement=Reading Level+Correct Factor; Correct Factor=Antenna Factor+Cable Loss.



Shenzhen Alpha Product Testing Co., Ltd.  
Building i, No.2, Lixin Road, Fuyong Street,  
Bao'an District, 518103, Shenzhen, Guangdong, China

Site: LAB	Polarization: <b>Vertical</b>	Temperature: 23.5
Limit: FCC Part 15_Above 1G_Peak	Power: DC 5V	Humidity: 51 %
EUT:	Distance: 3m	
M/N:		
Mode:WIFI a 5825		
Note:		

**Radiated Emission Measurement**



No.	Mk.	Freq.	Reading Level	Correct Factor	Measurement	Limit	Margin	Antenna Height	Table Degree	
		MHz	dBuV	dB	dBuV/m	dBuV/m	dB	cm	degree	Comment
1	*	5850.000	40.21	-1.15	39.06	74.00	-34.94			peak
2		7250.000	35.37	3.46	38.83	74.00	-35.17			peak

Note: 1. \*:Maximum data; x:Over limit; !:over margin.  
2.Measurement=Reading Level+Correct Factor; Correct Factor=Antenna Factor+Cable Loss.

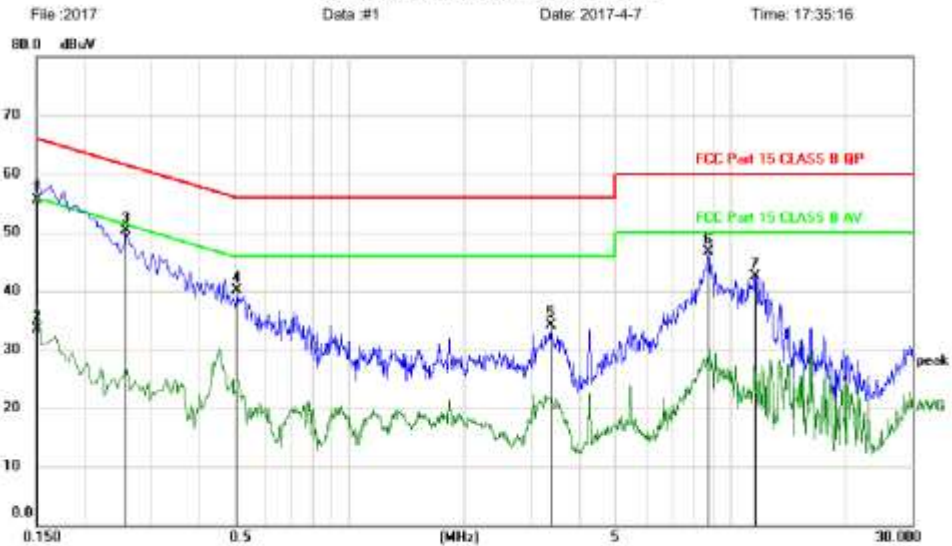
### Appendix B.3: Conducted Emission



Shenzhen Alpha Product Testing Co., Ltd.  
Building i, No.2, Lixin Road, Fuyong Street,  
Bao'an District, 518103, Shenzhen, Guangdong, China

Site: LAB	Phase: <b>L1</b>	Temperature: 23.6
Limit: FCC Part 15 CLASS B QP	Power: AC 120V/60Hz	Humidity: 54 %
EUT: MID		
M/N:		
Mode: 802.11 a 5180MHz		
Note:		

#### Conducted Emission Measurement



No.	Mk.	Freq. MHz	Reading Level dBuV	Correct Factor dB	Measurement dBuV	Limit dBuV	Margin dB	Detector	Comment
1	*	0.1500	45.71	9.73	55.44	66.00	-10.56	QP	
2		0.1500	23.73	9.73	33.46	56.00	-22.54	AVG	
3		0.2580	40.62	9.76	50.38	61.50	-11.12	peak	
4		0.5055	30.36	9.78	40.14	56.00	-15.86	peak	
5		3.3675	24.12	10.07	34.19	56.00	-21.81	peak	
6		8.7450	36.39	10.31	46.70	60.00	-13.30	peak	
7		11.5890	32.14	10.35	42.49	60.00	-17.51	peak	

\*:Maximum data x:Over limit !:over margin (Reference Only)

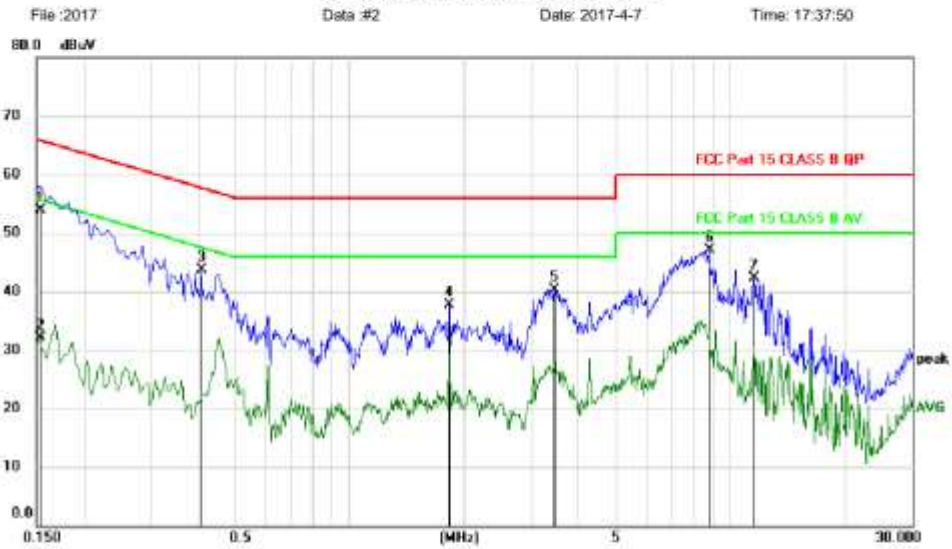
Note: Measurement=Reading Level+Correc Factor. Factor=(LISN or ISN or PLC or Current Probe)Factor+Cable



Shenzhen Alpha Product Testing Co., Ltd.  
Building i, No.2, Lixin Road, Fuyong Street,  
Bao'an District, 518103, Shenzhen, Guangdong, China

Site: LAB	Phase: <b>N</b>	Temperature: 23.6
Limit: FCC Part 15 CLASS B QP	Power: AC 120V/60Hz	Humidity: 54 %
EUT: MID		
M/N:		
Mode: 802.11 a 5180MHz		
Note:		

**Conducted Emission Measurement**



No.	Mk.	Freq. MHz	Reading Level dBuV	Correct Factor dB	Measurement dBuV	Limit dBuV	Margin dB	Detector	Comment
1	*	0.1545	44.17	9.73	53.90	65.75	-11.85	QP	
2		0.1545	22.30	9.73	32.03	55.75	-23.72	AVG	
3		0.4065	34.00	9.77	43.77	57.72	-13.95	peak	
4		1.8240	27.81	9.91	37.72	56.00	-18.28	peak	
5		3.4395	30.32	10.08	40.40	56.00	-15.60	peak	
6		8.8035	36.76	10.31	47.07	60.00	-12.93	peak	
7		11.5440	31.99	10.35	42.34	60.00	-17.66	peak	

\*:Maximum data x:Over limit l:over margin (Reference Only)

Note: Measurement=Reading Level+Correc Factor. Factor=(LISN or ISN or PLC or Current Probe)Factor+Cable

E:\EZ-EMC\Test Report\H\Hengchen\2017.d

Page: 1

Engineer Signature: