

Prüfbericht-Nr.: <i>Test Report No.:</i>	50090969 001	Auftrags-Nr.: <i>Order No.:</i>	164095986	Seite 1 von 40 Page 1 of 40
Kunden-Referenz-Nr.: <i>Client Reference No.:</i>	N/A	Auftragsdatum: <i>Order date:</i>	07.06.2017	
Auftraggeber: <i>Client:</i>	Lightcomm Technology Co., Ltd. RM 1808 18F, FO TAN INDUSTRIAL CENTRE, NOS. 26-28 AU PUI WAN STREET, FO TAN SHATIN NEW TERRITORIES, HONGKONG			
Prüfgegenstand: <i>Test item:</i>	10.1" Flex Tablet for Android with Detachable Keyboard			
Bezeichnung / Typ-Nr.: <i>Identification / Type No.:</i>	NS-P10A8100K, NS-P10A8100K-C, xxxxxxP10A81xxxxxx, MID1028-MA (x=0-9, A-Z, a-z, - or blank, for market purpose only) (Trademark: INSIGNIA)			
Auftragsinhalt: <i>Order content:</i>	FCC/IC Certification			
Prüfgrundlage: <i>Test specification:</i>	CFR47 FCC Part 15: Subpart C Section 15.247 CFR47 FCC Part 15: Subpart C Section 15.207 CFR47 FCC Part 15: Subpart C Section 15.209 RSS-247 Issue 2 February 2017 RSS-Gen Issue 4 November 2014			
Wareneingangsdatum: <i>Date of receipt:</i>	07.06.2017			
Prüfmuster-Nr.: <i>Test sample No.:</i>	A000561697-006 to 008			
Prüfzeitraum: <i>Testing period:</i>	16.06.2017 - 12.07.2017			
Ort der Prüfung: <i>Place of testing:</i>	EMTEK (Shenzhen) Co., Ltd.			
Prüflaboratorium: <i>Testing laboratory:</i>	TÜV Rheinland (Shenzhen) Co., Ltd.			
Prüfergebnis*: <i>Test result*:</i>	Pass			
geprüft von / tested by:		kontrolliert von / reviewed by:		
12.07.2017 Alex Lan / Project Engineer		12.07.2017 Owen Tian/Technical Certifier		
Datum <i>Date</i>	Name / Stellung <i>Name / Position</i>	Unterschrift <i>Signature</i>	Datum <i>Date</i>	Name / Stellung <i>Name / Position</i>
Sonstiges / Other:				
FCC ID: XMF-MID1028 IC: 20064-MID1028 HVIN: NS-P10A8100K				
Zustand des Prüfgegenstandes bei Anlieferung: <i>Condition of the test item at delivery:</i>		Prüfmuster vollständig und unbeschädigt <i>Test item complete and undamaged</i>		
* Legende: 1 = sehr gut 2 = gut 3 = befriedigend 4 = ausreichend 5 = mangelhaft P(ass) = entspricht o.g. Prüfgrundlage(n) F(ail) = entspricht nicht o.g. Prüfgrundlage(n) N/A = nicht anwendbar N/T = nicht getestet		Legend: 1 = very good 2 = good 3 = satisfactory 4 = sufficient 5 = poor P(ass) = passed a.m. test specification(s) F(ail) = failed a.m. test specification(s) N/A = not applicable N/T = not tested		
Dieser Prüfbericht bezieht sich nur auf das o.g. Prüfmuster und darf ohne Genehmigung der Prüfstelle nicht auszugsweise vervielfältigt werden. Dieser Bericht berechtigt nicht zur Verwendung eines Prüfzeichens. <i>This test report only relates to the a. m. test sample. Without permission of the test center this test report is not permitted to be duplicated in extracts. This test report does not entitle to carry any test mark.</i>				

TEST SUMMARY

5.1.1 ANTENNA REQUIREMENT*RESULT: Pass***5.1.2 PEAK OUTPUT POWER***RESULT: Pass***5.1.3 20dB BANDWIDTH AND 99% BANDWIDTH***RESULT: Pass***5.1.4 6dB BANDWIDTH AND 99% BANDWIDTH***RESULT: Pass***5.1.5 CONDUCTED SPURIOUS EMISSIONS MEASURED IN 100KHZ BANDWIDTH***RESULT: Pass***5.1.6 POWER SPECTRAL DENSITY***RESULT: Pass***5.1.7 SPURIOUS EMISSION***RESULT: Pass***5.1.8 FREQUENCY SEPARATION***RESULT: Pass***5.1.9 NUMBER OF HOPPING FREQUENCY***RESULT: Pass***5.1.10 TIME OF OCCUPANCY***RESULT: Pass***5.1.11 CONDUCTED EMISSIONS***RESULT: Pass*

Contents

1.	GENERAL REMARKS	4
1.1	COMPLEMENTARY MATERIALS	4
2.	TEST SITES	4
2.1	TEST FACILITIES	4
2.2	LIST OF TEST AND MEASUREMENT INSTRUMENTS.....	5
2.3	TRACEABILITY	6
2.4	CALIBRATION	6
2.5	MEASUREMENT UNCERTAINTY.....	6
2.6	LOCATION OF ORIGINAL DATA.....	6
2.7	STATUS OF FACILITY USED FOR TESTING.....	7
3.	GENERAL PRODUCT INFORMATION	8
3.1	PRODUCT FUNCTION AND INTENDED USE.....	8
3.2	RATINGS AND SYSTEM DETAILS	8
3.3	INDEPENDENT OPERATION MODES	10
3.4	NOISE GENERATING AND NOISE SUPPRESSING PARTS	10
3.5	SUBMITTED DOCUMENTS	10
4.	TEST SET-UP AND OPERATION MODES	11
4.1	PRINCIPLE OF CONFIGURATION SELECTION.....	11
4.2	TEST OPERATION AND TEST SOFTWARE	11
4.3	SPECIAL ACCESSORIES AND AUXILIARY EQUIPMENT	11
4.4	COUNTERMEASURES TO ACHIEVE EMC COMPLIANCE.....	11
4.5	TEST SETUP DIAGRAM	12
5.	TEST RESULTS	14
5.1	TRANSMITTER REQUIREMENT & TEST SUITES	14
5.1.1	<i>Antenna Requirement.....</i>	<i>14</i>
5.1.2	<i>Peak Output Power.....</i>	<i>15</i>
5.1.3	<i>20dB Bandwidth and 99% Bandwidth.....</i>	<i>17</i>
5.1.4	<i>6dB Bandwidth and 99% Bandwidth.....</i>	<i>18</i>
5.1.5	<i>Conducted Spurious Emissions measured in 100kHz Bandwidth.....</i>	<i>19</i>
5.1.6	<i>Power spectral density.....</i>	<i>32</i>
5.1.7	<i>Spurious Emission</i>	<i>33</i>
5.1.8	<i>Frequency Separation.....</i>	<i>34</i>
5.1.9	<i>Number of hopping frequency.....</i>	<i>35</i>
5.1.10	<i>Time of Occupancy.....</i>	<i>36</i>
5.1.11	<i>Conducted emissions</i>	<i>37</i>
6.	PHOTOGRAPHS OF THE TEST SET-UP	38
7.	LIST OF TABLES	40
8.	LIST OF PHOTOGRAPHS	40

1. General Remarks

1.1 Complementary Materials

All attachments are integral parts of this test report. This applies especially to the following appendixes:

Appendix A: Test data of Bluetooth.

2. Test Sites

2.1 Test Facilities

EMTEK (Shenzhen) Co., Ltd.

(FCC Registration No.: 709623)

(Test site Industry Canada No.: 4480A-2)

Bldg 69, Majialong Industry Zone, Nanshan District,
Shenzhen, Guangdong, P.R. China

The tests at the test site have been conducted under the supervision of a TÜV engineer.

2.2 List of Test and Measurement Instruments

Table 1: List of Test and Measurement Equipment

Kind of Equipment	Manufacturer	Type	S/N	Calibrated until
Transmitter spurious emissions				
EMI Test Receiver	Rohde & Schwarz	ESU	1302.6005.26	2018-05-20
Loop Antenna	Schwarzbeck	FMZB 1519	1519-012	2018-05-20
Cable	H+B	3M SF104-26.5	295838/4	2018-05-21
Cable	H+B	6M SF104-26.5	295840/4	2018-05-21
Pre-Amplifier	HP	8447F	2944A07999	2018-05-20
Bilog Antenna	Schwarzbeck	VULB9163	142	2018-05-21
Cable	Schwarzbeck	AK9513	ACRX1	2018-05-20
Cable	Rosenberger	N/A	FP2RX2	2018-05-20
Cable	Schwarzbeck	AK9513	CRPX1	2018-05-21
Cable	Schwarzbeck	AK9513	CRRX2	2018-05-21
Pre-Amplifier	A.H.	PAM-0126	1415261	2018-05-20
Horn Antenna	Schwarzbeck	BBHA 9120	707	2018-05-21
Pre-Amplifier	A.H.	PAM-0126	1415261	2018-05-20
Horn Antenna	Schwarzbeck	BBHA 9170	BBHA91703 99	2018-05-20
EMI Test Receiver	Rohde & Schwarz	FSV40	132.1- 3008K39- 100967-AP	2018-05-20
Pre-Amplifier	Lunar EM	LNA26G40-40	J101313102 8001	2018-05-20
Horn Antenna	AHS/USA	SAS-573	184	2018-05-20
Cable	H+B	0.5M SF104- 26.5	289147/4	2018-05-20
Cable	H+B	3M SF104-26.5	295838/4	2018-05-20
Cable	H+B	6M SF104-26.5	295840/4	2018-05-20
Radio Spectrum Test				
EMI Test Receiver	Rohde & Schwarz	ESCI	101045	2018-05-21
Vector Signal Generater	Agilent	N5182B	My53050553	2018-05-20
Analog Signal Generator	Agilent	N5171B	My53050878	2018-05-20
Signal Analyzer	Agilent	N9010A	My53470879	2018-05-21
Power Meter	Agilent	PS-X10-100	N/A	2018-05-21
Temp. / Humidity Chamber	Kingson	THS-M1	242	2018-05-20
Conducted Emission				
Test Receiver	Rohde & Schwarz	ESCI	26115-010- 0027	2018-05-20
L.I.S.N.	Rohde & Schwarz	ENV216	101161	2018-05-20
50Ω Coaxial Switch	Anritsu	MP59B	6100175589	2018-05-21
Voltage Probe	Rohde & Schwarz	ESH2-Z3	100122	2018-05-21

2.3 Traceability

All measurement equipment calibrations are traceable to NIST or where calibration is performed outside the United States, to equivalent nationally recognized standards organizations.

2.4 Calibration

Equipment requiring calibration is calibrated periodically by the manufacturer or according to manufacturer's specifications. Additionally all equipment is verified for proper performance on a regular basis using in house standards or comparisons.

2.5 Measurement Uncertainty

Table 2: Measurement Uncertainty

Parameter	Uncertainty
Radio Frequency	$\pm 1 \times 10^{-5}$
Maximum Peak Output Power Test	$\pm 1.0\text{dB}$
Conducted Emissions Test	$\pm 2.0\text{dB}$
Radiated Emission Test	$\pm 2.0\text{dB}$
Power Density	$\pm 2.0\text{dB}$
Occupied Bandwidth Test	$\pm 1.0\text{dB}$
Band Edge Test	$\pm 3\text{dB}$
All emission, radiated	$\pm 3\text{dB}$
Antenna Port Emission	$\pm 3\text{dB}$
Temperature	$\pm 0.5^\circ\text{C}$
Humidity	$\pm 3\%$

2.6 Location of Original Data

The original copies of all test data taken during actual testing were retained in the TÜV Rheinland (Shenzhen) file for certification follow-up purposes.

Prüfbericht - Nr.: 50090969 001*Test Report No.***Seite 7 von 40***Page 7 of 40*

2.7 Status of Facility Used for Testing

EMTEK (Shenzhen) Co., Ltd. test facility located at Bldg 69, Majialong Industry Zone, Nanshan District, Shenzhen, Guangdong, P.R. China is listed on the US Federal Communications Commission list of facilities approved to perform measurements.

3. General Product Information

3.1 Product Function and Intended Use

The EUTs are Android 10.1" tablet with Wi-Fi, Bluetooth function.
 All models are identical except the model name.
 For details refer to the User Manual and Circuit Diagram.

3.2 Ratings and System Details

Table 3: Technical Specification of Bluetooth (BDR & EDR mode)

Technical Specification	Value
Kind of Equipment	10.1" Flex Tablet for Android with Detachable Keyboard
Type Designation	NS-P10A8100K, NS-P10A8100K-C, xxxxxxP10A81xxxxx, MID1028-MA (x=0-9, A-Z, a-z, - or blank, for market purpose only)
FCC ID	XMF-MID1028
IC	20064-MID1028
HVIN	NS-P10A8100K
Operating Frequency band	2402 – 2480MHz
Channel separation	1MHz
Extreme Temperature Range	0~+45°C
Operation Voltage	DC 3.7V, 6000mAh via built-in lithium-ion battery DC 5V via AC/DC adapter
Modulation	FHSS, GFSK, 8DPSK, $\pi/4$ DQPSK
Bluetooth version	Bluetooth 4.2, Dual Mode
Antenna Gain	2.83 dBi

Table 4: RF channel and frequency of Bluetooth (BDR & EDR mode)

RF Channel	Frequency (MHz)	RF Channel	Frequency (MHz)	RF Channel	Frequency (MHz)	RF Channel	Frequency (MHz)
0	2402.00	21	2423.00	42	2444.00	63	2465.00
1	2403.00	22	2424.00	43	2445.00	64	2466.00
2	2404.00	23	2425.00	44	2446.00	65	2467.00
3	2405.00	24	2426.00	45	2447.00	66	2468.00
4	2406.00	25	2427.00	46	2448.00	67	2469.00
5	2407.00	26	2428.00	47	2449.00	68	2470.00
6	2408.00	27	2429.00	48	2450.00	69	2471.00
7	2409.00	28	2430.00	49	2451.00	70	2472.00
8	2410.00	29	2431.00	50	2452.00	71	2473.00
9	2411.00	30	2432.00	51	2453.00	72	2474.00

10	2412.00	31	2433.00	52	2454.00	73	2475.00
11	2413.00	32	2434.00	53	2455.00	74	2476.00
12	2414.00	33	2435.00	54	2456.00	75	2477.00
13	2415.00	34	2436.00	55	2457.00	76	2478.00
14	2416.00	35	2437.00	56	2458.00	77	2479.00
15	2417.00	36	2438.00	57	2459.00	78	2480.00
16	2418.00	37	2439.00	58	2460.00		
17	2419.00	38	2440.00	59	2461.00		
18	2420.00	39	2441.00	60	2462.00		
19	2421.00	40	2442.00	61	2463.00		
20	2422.00	41	2443.00	62	2464.00		

Table 5: Technical Specification of Bluetooth (Low Energy mode)

Technical Specification	Value
Kind of Equipment	10.1" Flex Tablet for Android with Detachable Keyboard
Type Designation	NS-P10A8100K, NS-P10A8100K-C, xxxxxxP10A81xxxxxx, MID1028-MA (x=0-9, A-Z, a-z, - or blank, for market purpose only)
FCC ID	XMF-MID1028
IC	20064-MID1028
HVIN	NS-P10A8100K
Operating Frequency band	2402 – 2480MHz
Channel separation	2MHz
Extreme Temperature Range	0~+45°C
Operation Voltage	DC 3.7V, 6000mAh via built-in lithium-ion battery DC 5V via AC/DC adapter
Modulation	GFSK
Bluetooth version	Bluetooth 4.2, Dual Mode
Antenna Gain	2.83 dBi

Table 6: RF channel and frequency of Bluetooth (Low Energy mode)

RF Channel	Frequency (MHz)	RF Channel	Frequency (MHz)	RF Channel	Frequency (MHz)	RF Channel	Frequency (MHz)
0	2402.00	11	2424.00	22	2446.00	33	2468.00
1	2404.00	12	2426.00	23	2448.00	34	2470.00
2	2406.00	13	2428.00	24	2450.00	35	2472.00
3	2408.00	14	2430.00	25	2452.00	36	2474.00
4	2410.00	15	2432.00	26	2454.00	37	2476.00
5	2412.00	16	2434.00	27	2456.00	38	2478.00
6	2414.00	17	2436.00	28	2458.00	39	2480.00
7	2416.00	18	2438.00	29	2460.00		
8	2418.00	19	2440.00	30	2462.00		
9	2420.00	20	2442.00	31	2464.00		
10	2422.00	21	2444.00	32	2466.00		

3.3 Independent Operation Modes

The basic operation modes are:

- A. On
 - 1. Bluetooth mode (BDR & EDR mode)
 - a. Transmitting
 - i. Low Channel
 - ii. Middle Channel
 - iii. High Channel
 - 2. Bluetooth mode (Low Energy mode)
 - a. Transmitting
 - i. Low Channel
 - ii. Middle Channel
 - iii. High Channel
- B. Standby
- C. Off

3.4 Noise Generating and Noise Suppressing Parts

Refer to the Circuit Diagram.

3.5 Submitted Documents

- Bill of Material
- PCB Layout
- Photo Document
- Circuit Diagram
- Instruction Manual
- Rating Label

4. Test Set-up and Operation Modes

4.1 Principle of Configuration Selection

The equipment under test (EUT) was configured to measure its maximum power level. The test modes were adapted accordingly in reference to the instructions for use.

4.2 Test Operation and Test Software

Test operation refers to test setup in chapter 5. All testing were performed according to the procedures in ANSI C63.10: 2013.

4.3 Special Accessories and Auxiliary Equipment

The EUT was tested together with the following accessories:

Description	Manufacturer	Part No.	Rating
AC/DC Adapter	DongGuan Aohai Power Technology Co., Ltd	A88-502000	Input: AC 100-240V, 50/60Hz, 0.35A; Output: DC 5V, 2.0A

4.4 Countermeasures to achieve EMC Compliance

The test sample which has been tested contained the noise suppression parts as described in the Constructional Data Form or the Technical Construction File. No additional measures were employed to achieve compliance.

4.5 Test Setup Diagram

Diagram of Measurement Configuration for Radiation Test

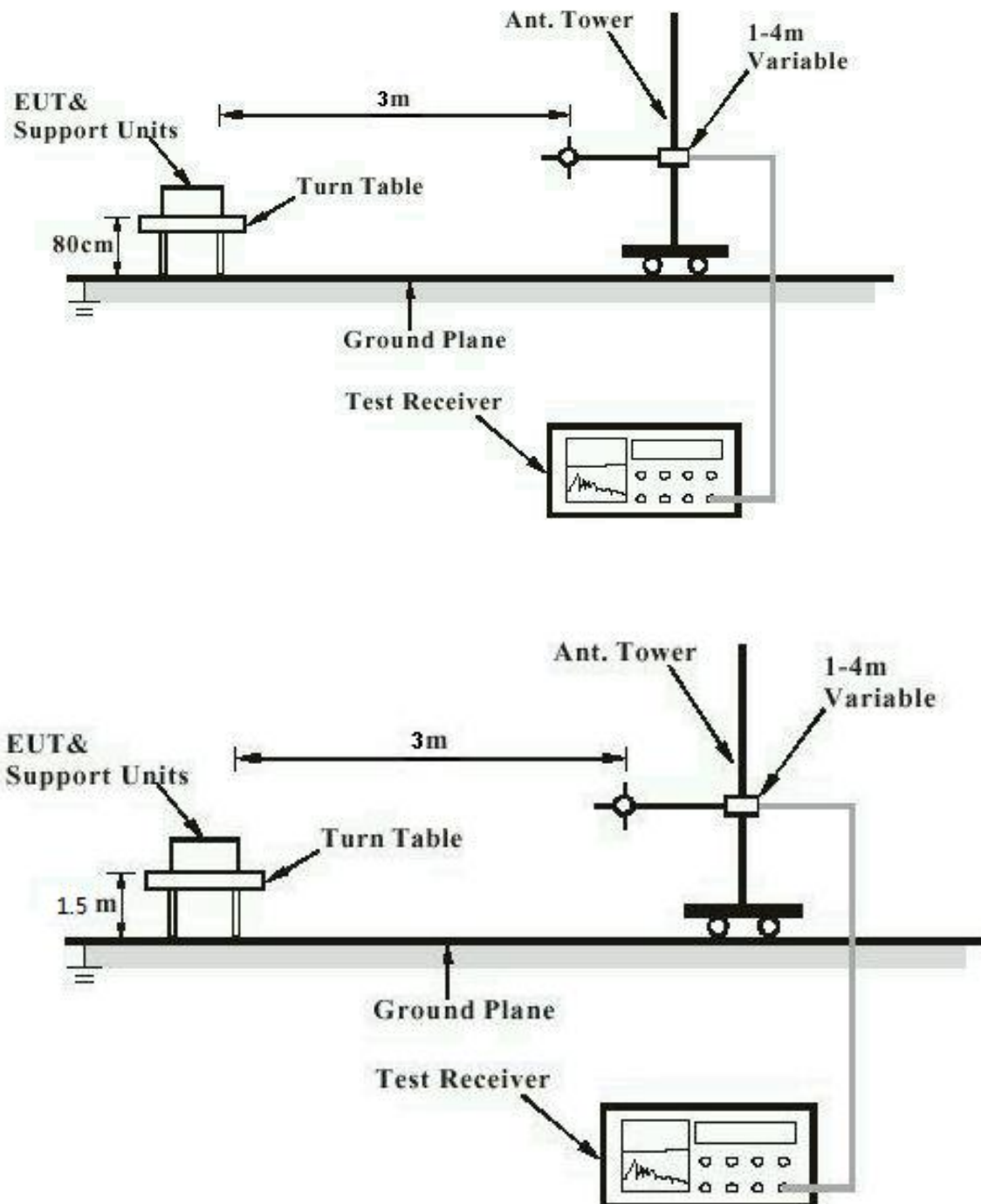
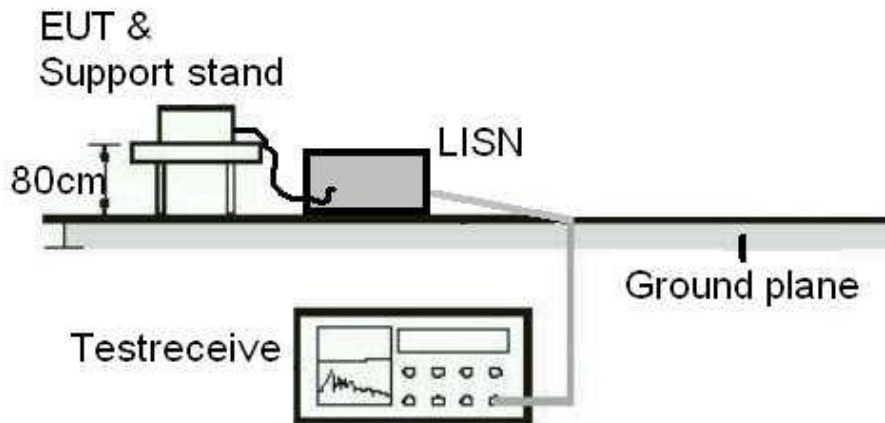
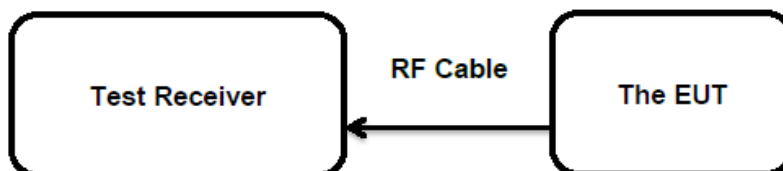


Diagram of Measurement Equipment Configuration for Conduction Measurement

Diagram of Measurement Equipment Configuration for Transmitter Measurement


5. Test Results

5.1 Transmitter Requirement & Test Suites

5.1.1 Antenna Requirement

RESULT:**Pass**

Test standard : FCC Part 15.247(b)(4) & FCC Part 15.203
RSS-Gen Clause 8.3
Limit The use of antennas with directional gains that do not exceed 6dBi

According to the manufacturer declared, the EUT has an internal antenna, the directional gain of antenna is 2.83 dBi, and the antenna connector is designed with permanent attachment and no consideration of replacement. Therefore the EUT is considered sufficient to comply with the provision.

Refer to EUT Photo for further details.

5.1.2 Peak Output Power

RESULT:
Pass

Test date : 2017-07-12
 Test standard : FCC Part 15.247(b)(1)
 FCC Part 15.247(b)(3)
 RSS-247 clause 5.4(2)
 RSS-247 clause 5.4(4)
 Basic standard : ANSI C63.10: 2013
 Clause 9.1 of KDB 558074 v03r01
 Limit : For FCC:
 FHSS<0.125W, DTSS<1W
 For IC:
 < 1 W (Maximum peak conducted output power)
 < 4 W (e.i.r.p.)
 Kind of test site : Shielded room

Test setup

Test Channel : Low/ Middle/ High
 Operation Mode : A.1.a, A.2.a
 Ambient temperature : 25°C
 Relative humidity : 50%
 Atmospheric pressure : 101kPa

Table 7: Test result of Peak Output Power of Buletooth (BDR mode)

Channel	Channel Frequency (MHz)	Peak Output Power		Limit for FCC (W)	Limit for IC (W)
		(dBm)	(W)		
Low Channel	2402	-1.330	0.00074	0.125	1
Middle Channel	2441	-0.845	0.00082	0.125	1
High Channel	2480	-1.159	0.00077	0.125	1

Table 8: Test result of Peak Output Power of Bluetooth (EDR mode)

Channel	Channel Frequency (MHz)	Peak Output Power		Limit for FCC (W)	Limit for IC (W)
		(dBm)	(W)		
Low Channel	2402	-1.316	0.00074	0.125	1
Middle Channel	2441	-0.823	0.00083	0.125	1
High Channel	2480	-1.122	0.00077	0.125	1

Table 9: Test result of Peak Output Power of Bluetooth (Low Energy mode)

Channel	Channel Frequency (MHz)	Peak Output Power		Limit (W)
		(dBm)	(W)	
Low Channel	2402	-3.015	0.00050	1
Middle Channel	2440	-2.731	0.00053	1
High Channel	2480	-2.888	0.00051	1

Note: The e.i.r.p. is 2.007 dBm (0.00159W) less than 4W.

5.1.3 20dB Bandwidth and 99% Bandwidth

RESULT:**Pass**

Date of testing : 2017-07-12
Test standard : FCC Part 15.247(a)(1)
RSS-247 clause 5.1(2)
RSS-Gen clause 6.6
Basic standard : ANSI C63.10: 2013
Clause 8 of KDB 558074 v03r01
Kind of test site : Shielded room

Test setup

Test Channel : Low/ Middle/ High
Operation Mode : A.1.a
Ambient temperature : 25°C
Relative humidity : 50%
Atmospheric pressure : 101kPa

Table 10: Test result of 20dB and 99% Bandwidth of BDR mode

Channel	Channel Frequency (MHz)	20dB Bandwidth (MHz)	99% Bandwidth (MHz)
Low Channel	2402	0.935	0.843
Mid Channel	2441	0.933	0.842
High Channel	2480	0.927	0.840

Table 11: Test result of 20dB and 99% Bandwidth of EDR mode

Channel	Channel Frequency (MHz)	20dB Bandwidth (MHz)	99% Bandwidth (MHz)
Low Channel	2402	1.265	1.158
Mid Channel	2441	1.266	1.162
High Channel	2480	1.266	1.165

Prüfbericht - Nr.: 50090969 001
Test Report No.
Seite 18 von 40
Page 18 of 40

5.1.4 6dB Bandwidth and 99% Bandwidth

RESULT:
Pass

Date of testing : 2017-07-12
 Test standard : FCC Part 15.247(a)(2)
 RSS-247 clause 5.2(1)
 RSS-Gen clause 6.6
 Basic standard : ANSI C63.10: 2013
 Clause 8 of KDB 558074 v03r01
 Kind of test site : Shielded room

Test setup

Test Channel : Low/ Middle/ High
 Operation Mode : A.2.a
 Ambient temperature : 25°C
 Relative humidity : 50%
 Atmospheric pressure : 101kPa

Table 12: Test result of 6dB Bandwidth and 99% Bandwidth of Bluetooth, Low Energy mode

Channel	Channel Frequency (MHz)	6dB Bandwidth (MHz)	Limit of 6dB Bandwidth (MHz)	99% Bandwidth (MHz)
Low Channel	2402	0.705	≥0.5	1.039
Mid Channel	2440	0.706	≥0.5	1.039
High Channel	2480	0.709	≥0.5	1.040

Prüfbericht - Nr.: 50090969 001
*Test Report No.***Seite 19 von 40**
Page 19 of 40

5.1.5 Conducted Spurious Emissions measured in 100kHz Bandwidth

RESULT:**Pass**

Date of testing : 2017-07-12
Test standard : FCC part 15.247(d)
RSS-247 clause 5.5
Basic standard : ANSI C63.10: 2013
Limit : 20dB (below that in the 100kHz bandwidth within
the band that contains the highest level of the
desired power);
Kind of test site : Shield room

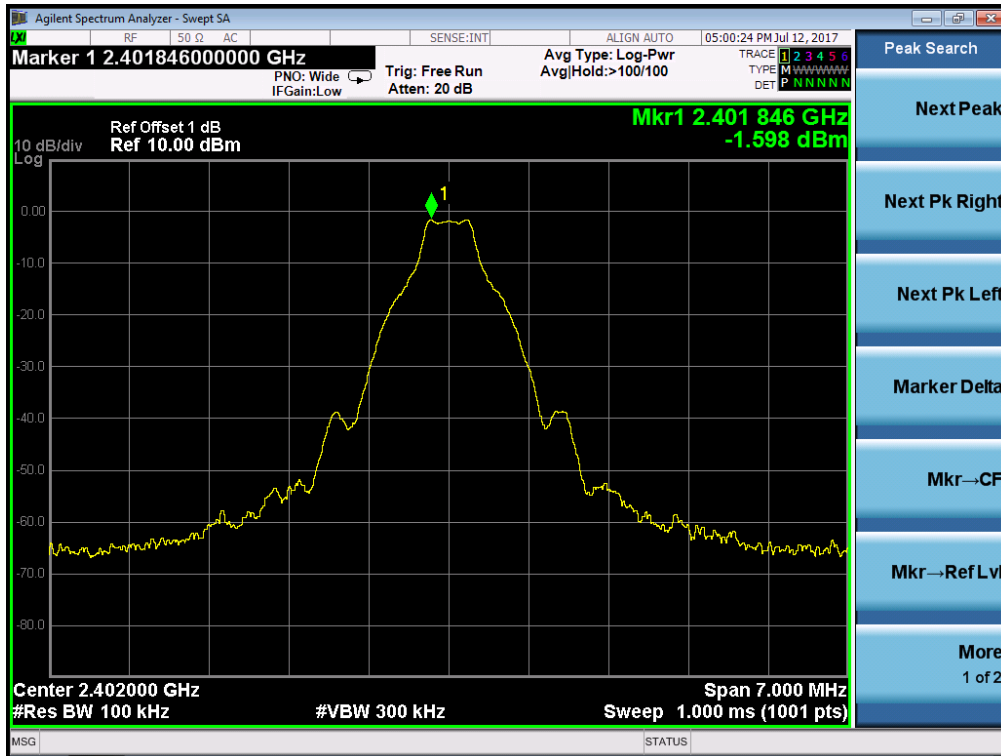
Test setup

Test Channel : Low/ Middle/ High
Operation mode : A.1.a, A.2.a
Ambient temperature : 25°C
Relative humidity : 50%
Atmospheric pressure : 101kPa

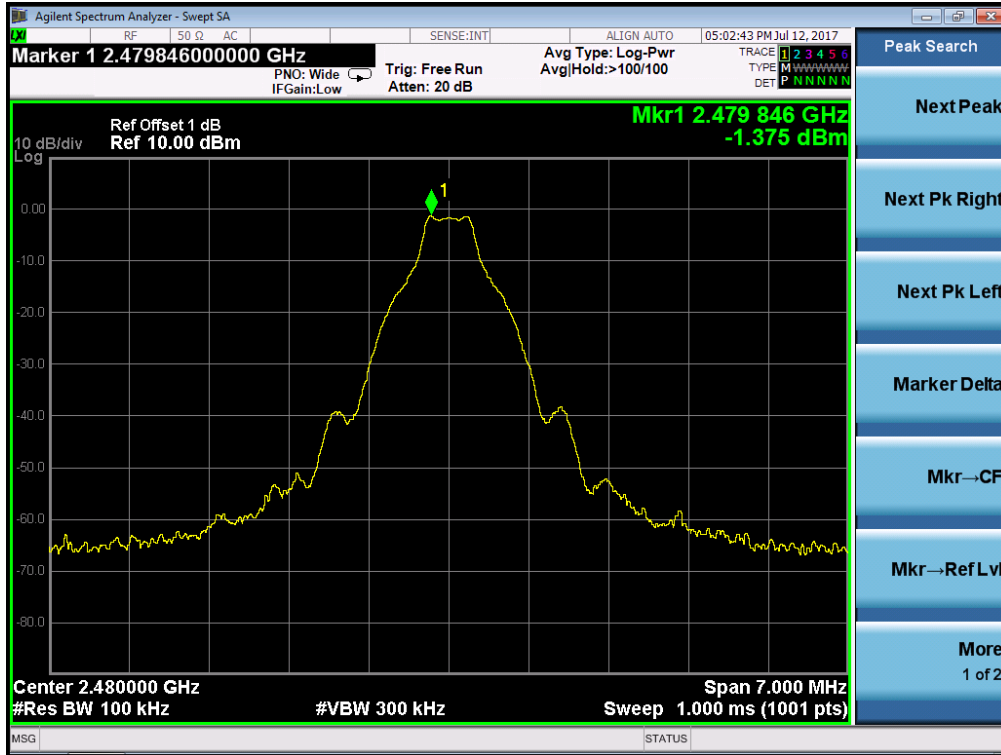
For details refer to following test plot.

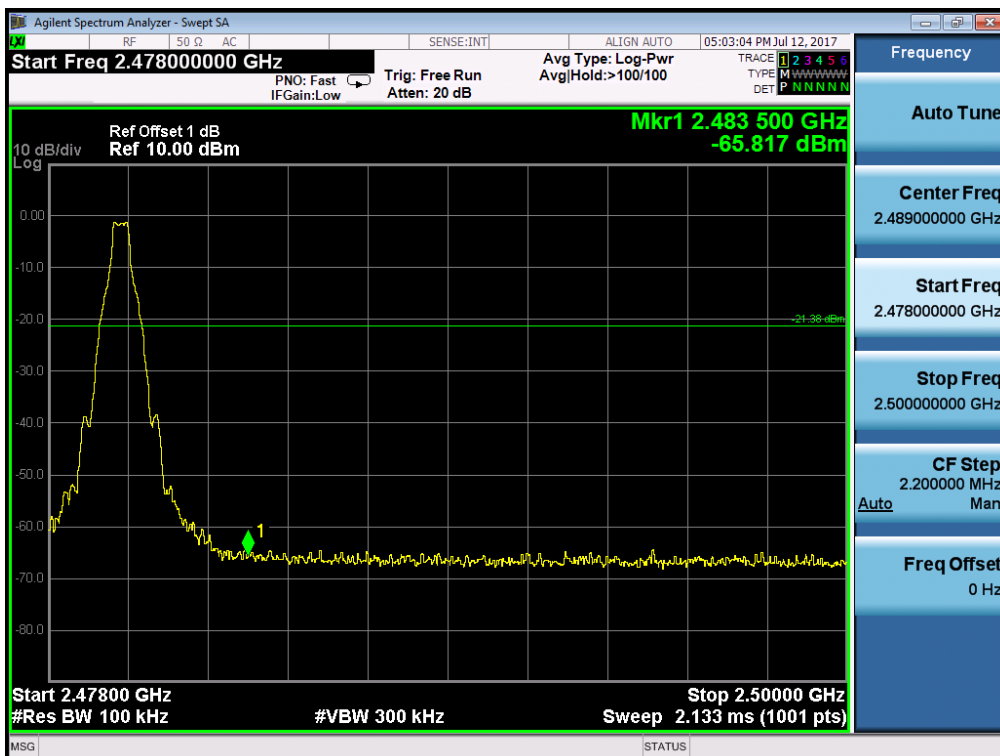
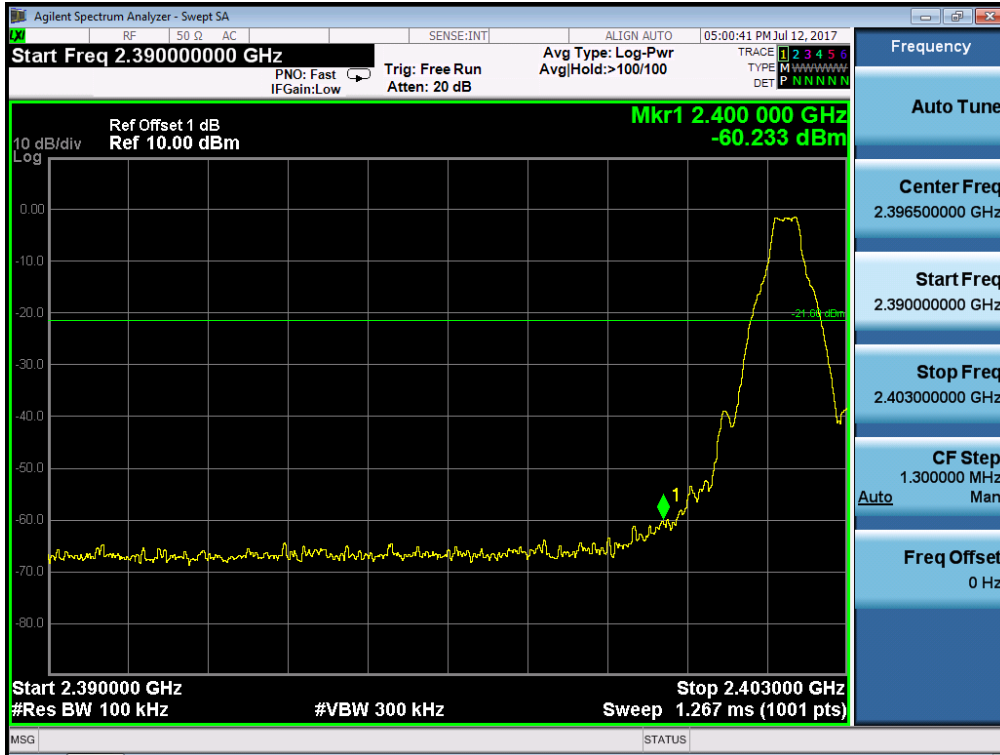
Test Plot of Conducted spurious emissions measured in 100kHz Bandwidth of BDR mode

Low Channel



Middle Channel


High Channel


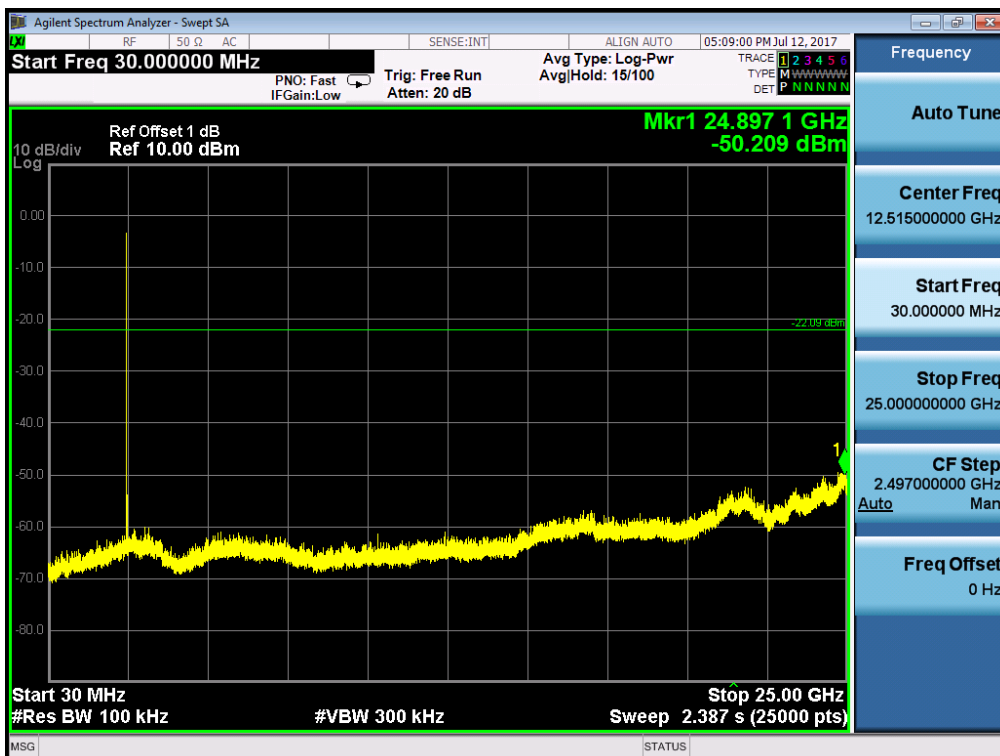
Band Edge


Test Plot of Conducted spurious emissions measured in 100kHz Bandwidth of EDR mode

Low Channel



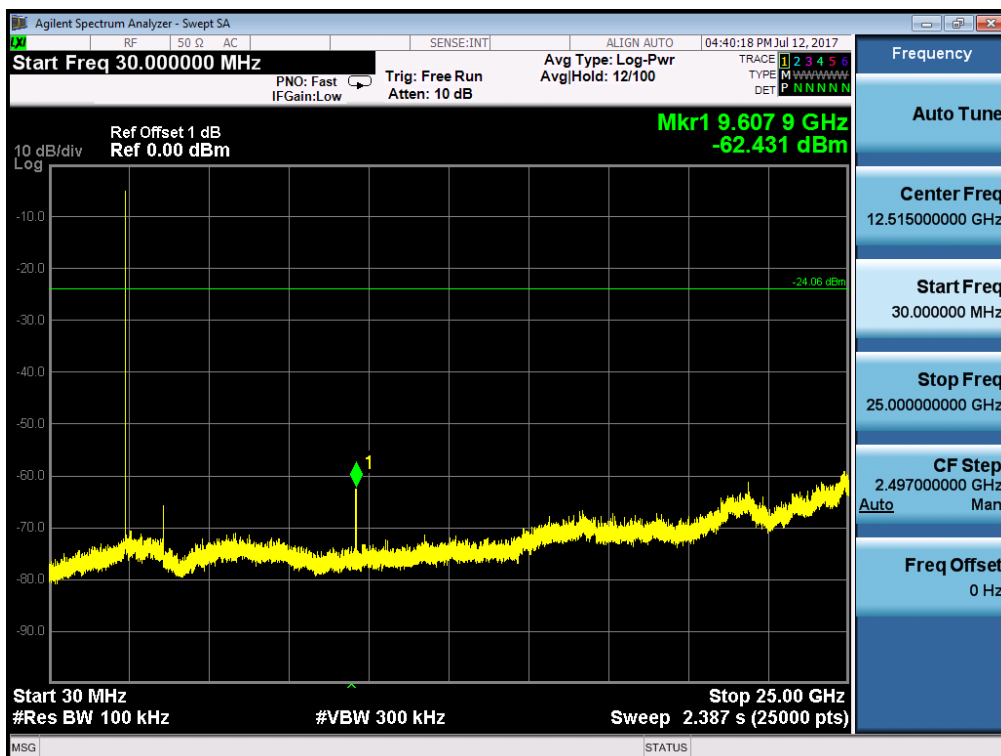
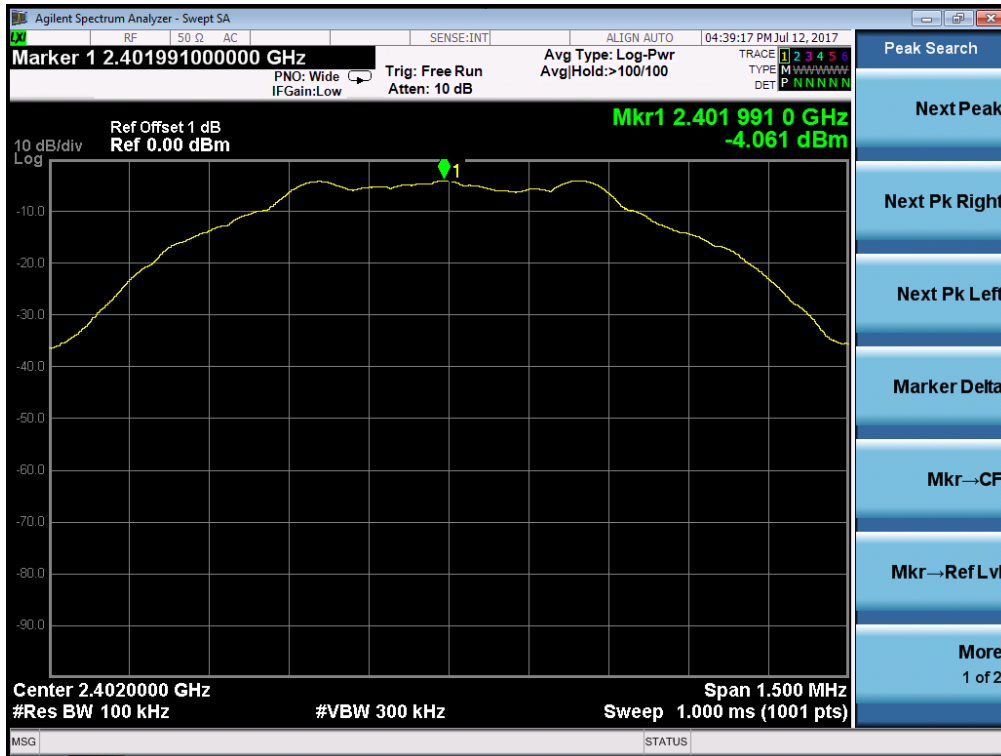
Middle Channel

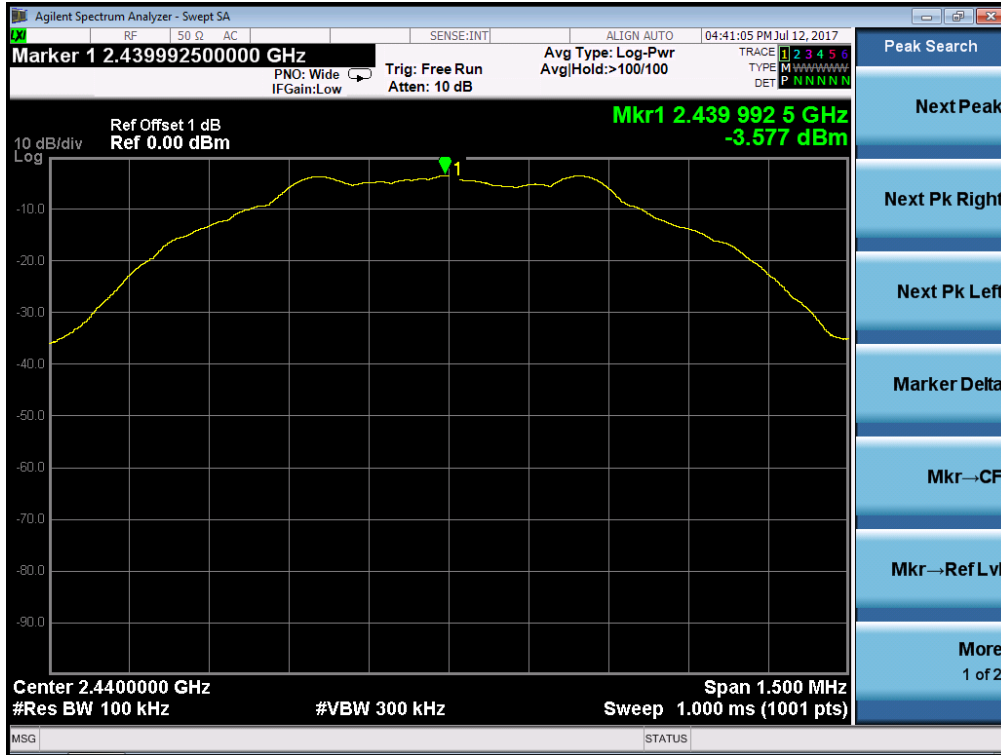

High Channel


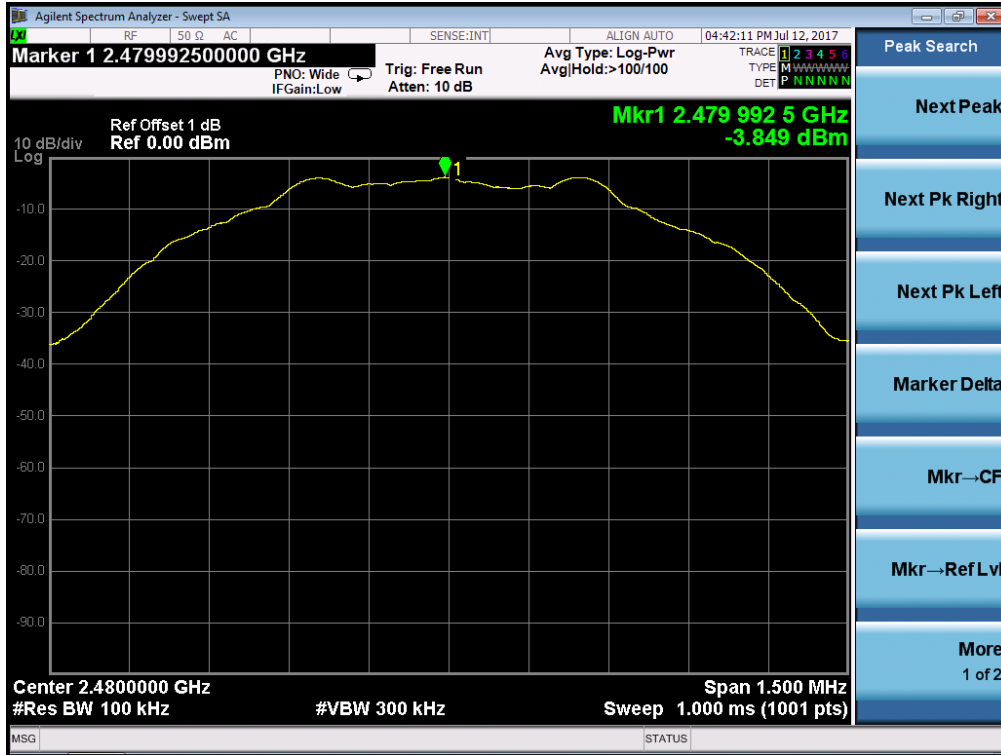
Band Edge

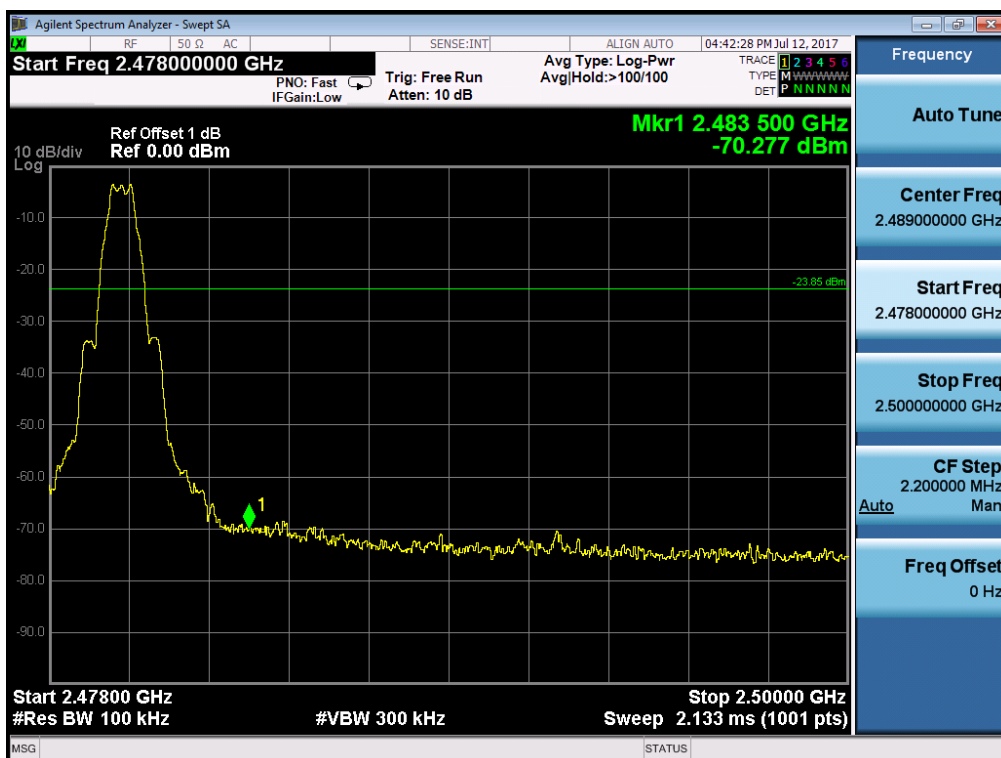
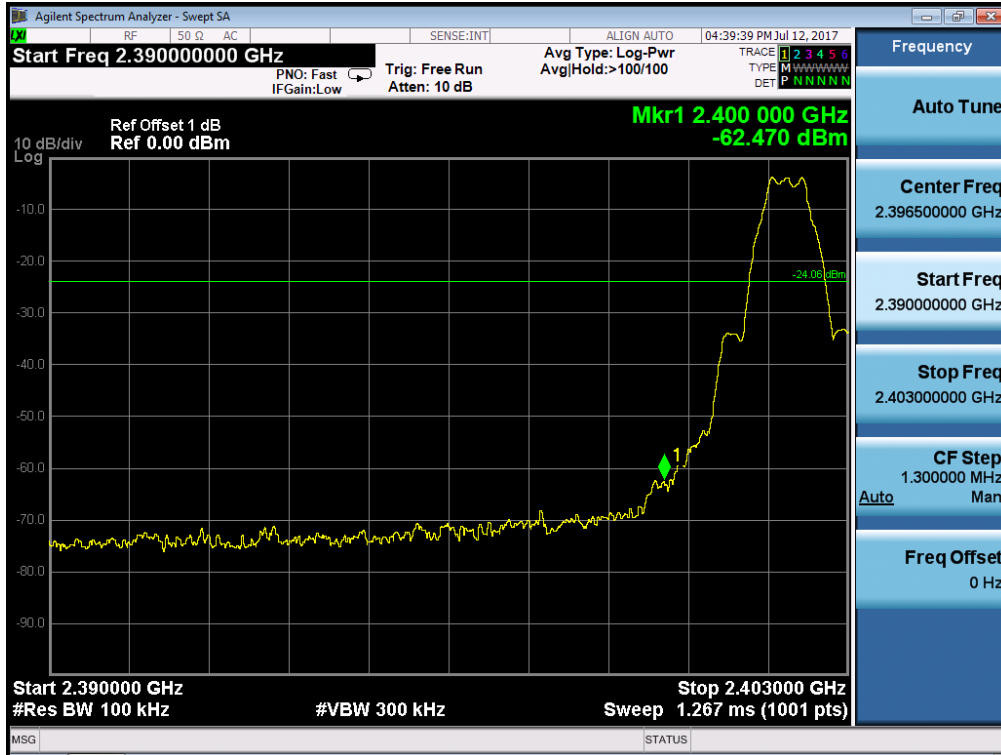

Test Plot of Conducted spurious emissions measured in 100kHz Bandwidth of Low Energy mode

Low Channel



Middle Channel


High Channel


Band Edge


Prüfbericht - Nr.: 50090969 001
Test Report No.
Seite 32 von 40
Page 32 of 40

5.1.6 Power spectral density

RESULT:
Pass

Date of testing : 2017-07-12
 Test standard : FCC part 15.247(e)
 : RSS-247 clause 5.2(2)
 Basic standard : ANSI C63.10: 2013
 : Clause 10 of KDB 558074 v03r01
 Limit : 8dBm/3kHz
 Kind of test site : Shield room

Test setup

Test Channel : Low/ Middle/ High
 Operation mode : A.2.a
 Ambient temperature : 25°C
 Relative humidity : 50%
 Atmospheric pressure : 101kPa

Table 13: Test result of power spectral density

Mode	Channel (MHz)	Result (dBm/3kHz)	Limit (dBm/3kHz)	Conclusion
Bluetooth LE mode	2402	-18.505	8	Pass
	2440	-13.413	8	Pass
	2480	-18.338	8	Pass

Prüfbericht - Nr.: 50090969 001
*Test Report No.***Seite 33 von 40**
Page 33 of 40

5.1.7 Spurious Emission

RESULT:**Pass**

Date of testing : 2017-07-04
Test standard : FCC part 15.247(d)
RSS-Gen
Basic standard : ANSI C63.10: 2013
Clause 11 of KDB 558074 v03r01
Limits : FCC part 15.209(a)
Kind of test site : 3m Semi-Anechoic Chamber & Anechoic Chamber

Test setup

Test Channel : Low/ Middle/ High
Operation mode : A.1.a, A.2.a
Ambient temperature : 24°C
Relative humidity : 53%
Atmospheric pressure : 101kPa

For details refer to appendix A.

5.1.8 Frequency Separation

RESULT: **Pass**

Date of testing : 2017-07-12
 Test standard : FCC part 15.247(a)(1)
 RSS-247 clause 5.1(2)
 Basic standard : ANSI C63.10: 2013
 Limit : $\geq 25\text{kHz}$ or two-thirds of 20dB bandwidth,
 whichever is greater
 Kind of test site : Shield room

Test setup

Test Channel : Low/ Middle/ High
 Operation Mode : A.1.a
 Ambient temperature : 25°C
 Relative humidity : 50%
 Atmospheric pressure : 101kPa

Table 14: Test result of Frequency Separation

Channel	Channel Frequency (MHz)	Measured Channel Separation (MHz)	Limit (kHz)	Result
Low Channel	2402	1.005	$\geq 25\text{kHz}$ or two-thirds of 20dB bandwidth	Pass
Adjacency Channel	2403			
Mid Channel	2441	0.999	$\geq 25\text{kHz}$ or two-thirds of 20dB bandwidth	Pass
Adjacency Channel	2442			
High Channel	2479	0.996	$\geq 25\text{kHz}$ or two-thirds of 20dB bandwidth	Pass
Adjacency Channel	2480			

Prüfbericht - Nr.: 50090969 001
*Test Report No.***Seite 35 von 40**
Page 35 of 40

5.1.9 Number of hopping frequency

RESULT:**Pass**

Date of testing : 2017-07-12
Test standard : FCC part 15.247(a)(1)(iii)
RSS-247 clause 5.1(4)
Basic standard : ANSI C63.10: 2013
Limits : ≥ 15 non-overlapping channels
Kind of test site : Shield room

Test setup

Test Channel : Low/ Middle/ High
Operation Mode : A.1.a
Ambient temperature : 25°C
Relative humidity : 50%
Atmospheric pressure : 101kPa

Table 15: Test result of Number of hopping frequency

Frequency Range	Measured Quantity of Hopping Channel	Limit	Result
2402 to 2480MHz	79	≥ 15	Pass

5.1.10 Time of Occupancy

RESULT:
Pass

Date of testing : 2017-07-12
 Test standard : FCC part 15.247(a)(1)(iii)
 RSS-247 clause 5.1(4)
 Basic standard : ANSI C63.10: 2013
 Limits : 0.4s
 Kind of test site : Shield room

Test setup

Test Channel : Low/ Middle/ High
 Operation Mode : A.1.a
 Ambient temperature : 25°C
 Relative humidity : 50%
 Atmospheric pressure : 101kPa

Table 16: Test result of Time of Occupancy

Mode	Packet Type	Channel Frequency (MHz)	Packet Duration [ms]	Number of Hops per Channel	Dwell Time (ms)	Limit [ms]
BDR	DH1	2402	0.372	320	119.04	400
		2441	0.372	320	119.04	400
		2480	0.372	320	119.04	400
	DH3	2402	1.631	165	269.12	400
		2441	1.624	165	267.96	400
		2480	1.631	165	269.12	400
	DH5	2402	2.880	112	322.56	400
		2441	2.870	112	321.44	400
		2480	2.880	112	322.56	400
EDR	DH1	2402	0.380	320	121.60	400
		2441	0.380	320	121.60	400
		2480	0.380	320	121.60	400
	DH3	2402	1.638	165	270.27	400
		2441	1.631	165	270.27	400
		2480	1.631	165	270.27	400
	DH5	2402	2.890	112	323.68	400
		2441	2.880	112	322.56	400
		2480	2.880	112	322.56	400

Prüfbericht - Nr.: 50090969 001

Test Report No.

Seite 37 von 40

Page 37 of 40

5.1.11 Conducted emissions

RESULT:**Pass**

Date of testing : 2017-06-17
Test standard : FCC Part 15.207
RSS-Gen Clause 8.8
Basic standard : ANSI C63.10: 2013
Frequency range : 0.15 – 30MHz
Limits : FCC Part 15.207
Table 3 of RSS-Gen
Kind of test site : Shield room

Test setup

Input Voltage : AC 120V, 60Hz
Operation Mode : A
Earthing : Not Connected
Ambient temperature : 21°C
Relative humidity : 53%
Atmospheric pressure : 101kPa

For details refer to appendix A.

7. List of Tables

Table 1: List of Test and Measurement Equipment	5
Table 2: Measurement Uncertainty	6
Table 3: Technical Specification of Bluetooth (BDR & EDR mode)	8
Table 4: RF channel and frequency of Bluetooth (BDR & EDR mode).....	8
Table 5: Technical Specification of Bluetooth (Low Energy mode).....	9
Table 6: RF channel and frequency of Bluetooth (Low Energy mode)	9
Table 7: Test result of Peak Output Power of Bluetooth (BDR mode).....	15
Table 8: Test result of Peak Output Power of Bluetooth (EDR mode).....	15
Table 9: Test result of Peak Output Power of Bluetooth (Low Energy mode)	16
Table 10: Test result of 20dB and 99% Bandwidth of BDR mode	17
Table 11: Test result of 20dB and 99% Bandwidth of EDR mode	17
Table 12: Test result of 6dB Bandwidth and 99% Bandwidth of Bluetooth, Low Energy mode.....	18
Table 13: Test result of power spectral density	32
Table 14: Test result of Frequency Separation	34
Table 15: Test result of Number of hopping frequency	35
Table 16: Test result of Time of Occupancy.....	36

8. List of Photographs

Photograph 1: Set-up for Spurious Emissions for 30 - 1000MHz	38
Photograph 2: Set-up for Spurious Emissions for 1 - 18GHz.....	38
Photograph 3: Set-up for Spurious Emissions for 18 – 26.5GHz.....	39
Photograph 4: Set-up for Conducted Emissions	39

Table of Contents

1.	TRANSMITTER SPURIOUS EMISSIONS OF BDR MODE	2
1.1	TRANSMITTER SPURIOUS EMISSIONS, 30MHZ - 1GHZ.....	2
1.2	TRANSMITTER SPURIOUS EMISSIONS, 1GHZ - 18GHZ.....	8
1.3	RESTRICTED BANDS	14
2.	TRANSMITTER SPURIOUS EMISSIONS OF LOW ENERGY MODE	18
2.1	TRANSMITTER SPURIOUS EMISSIONS, 30MHZ - 1GHZ.....	18
2.2	TRANSMITTER SPURIOUS EMISSIONS, 1GHZ - 18GHZ.....	24
2.3	RESTRICTED BANDS	30
3.	CONDUCTED EMISSIONS	34

Note 1: Testing was carried out within frequency range 9 kHz to the tenth harmonics. The measurement results below 30MHz and above 18GHz were greater than 20dB below the limit, so only the radiated spurious emissions from 30MHz to 18GHz were reported.

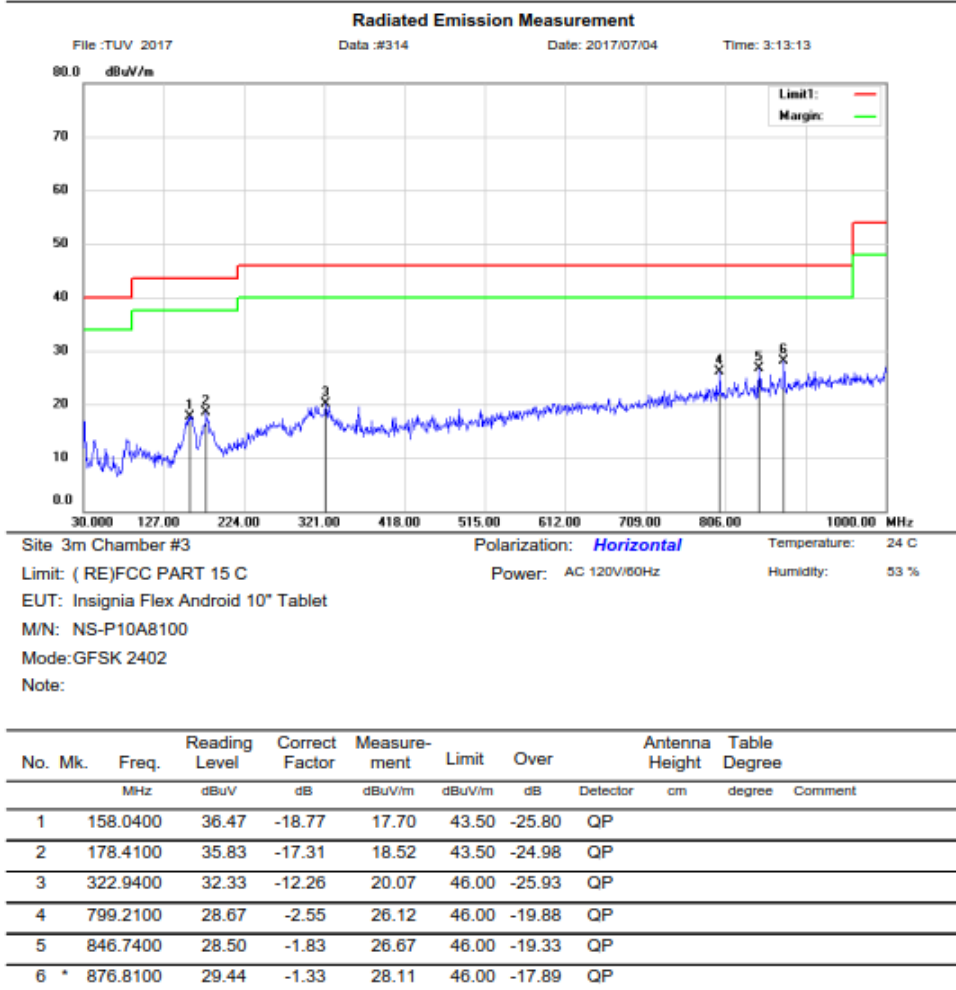
1. Transmitter Spurious Emissions of BDR mode

1.1 Transmitter Spurious Emissions, 30MHz - 1GHz

Shenzhen EMTEK Co., Ltd.
Bldg. 69, Majialong Industry Zone, Nanshan District, Shenzhen, Guangdong, 518052 P.R. China
www.emtek.com.cn Tel: +86-755-2695 4280 Fax: +86-755-2695 4282



Access to the World



*:Maximum data x:Over limit !:over margin

Operator: KK

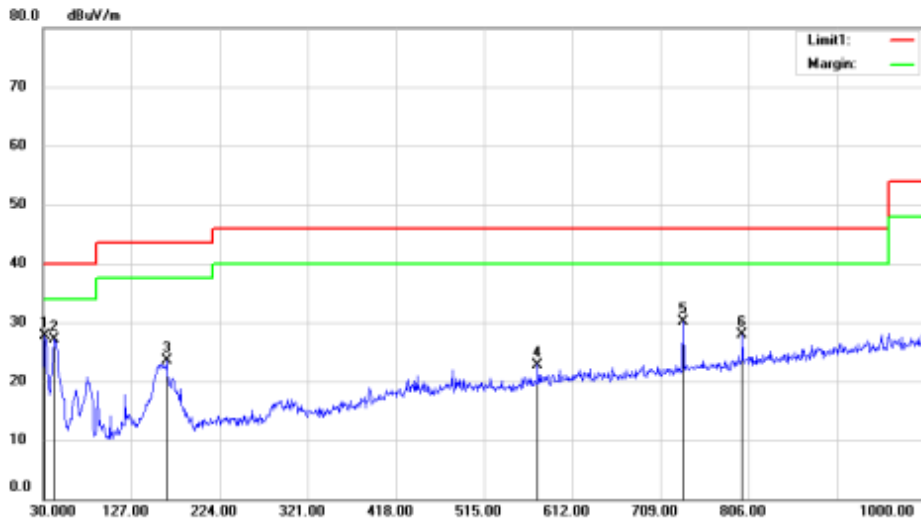
Produkte
 Products

Shenzhen EMTEK Co., Ltd.
 Bldg. 69, Majialong Industry Zone, Nanshan District, Shenzhen, Guangdong, 518052 P. R. China
 www.emtek.com.cn Tel:+86-755-2695 4280 Fax:+86-755-2695 4282



Radiated Emission Measurement

File :TUV 2017 Data :#313 Date: 2017/07/04 Time: 3:12:50



Site: 3m Chamber #3 Polarization: **Vertical** Temperature: 24 C
 Limit: (RE)FCC PART 15 C Power: AC 120V/60Hz Humidity: 53 %
 EUT: Insignia Flex Android 10" Tablet
 M/N: NS-P10A8100
 Mode:GFSK 2402
 Note:

No.	Mk.	Freq.	Reading Level	Correct Factor	Measurement	Limit	Over	Antenna Height	Table Degree	
		MHz	dBuV	dB	dBuV/m	dBuV/m	dB	cm	degree	Comment
1	*	31.9400	44.27	-16.49	27.78	40.00	-12.22	QP		
2		41.6400	42.40	-15.34	27.06	40.00	-12.94	QP		
3		165.8000	42.17	-18.58	23.59	43.50	-19.91	QP		
4		574.1700	28.63	-5.83	22.80	46.00	-23.20	QP		
5		734.2200	33.68	-3.60	30.08	46.00	-15.92	QP		
6		799.2100	30.42	-2.55	27.87	46.00	-18.13	QP		

*:Maximum data x:Over limit !:over margin

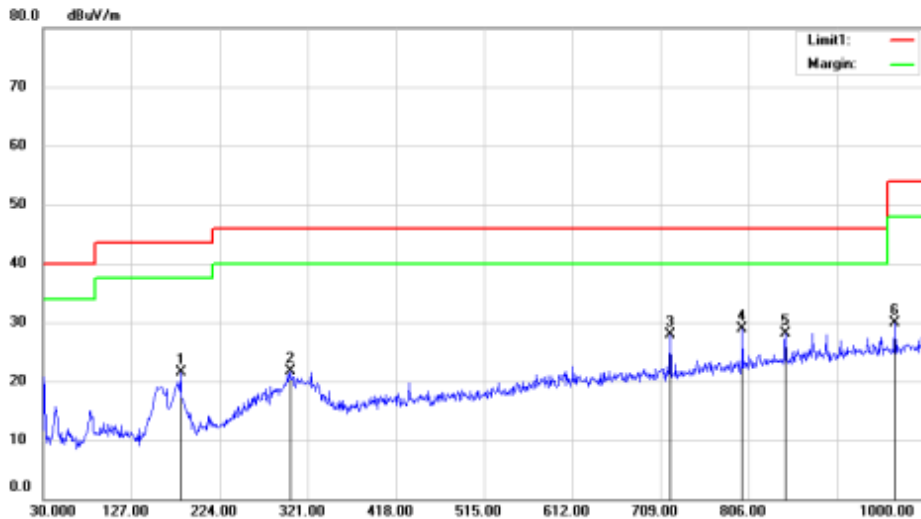
Operator: KK

Shenzhen EMTEK Co., Ltd.
 Bldg. 69, Majialong Industry Zone, Nanshan District, Shenzhen, Guangdong, 518052 P. R. China
 www.emtek.com.cn Tel: +86-755-2695 4280 Fax: +86-755-2695 4282



Radiated Emission Measurement

File :TUV 2017 Data :#315 Date: 2017/07/04 Time: 3:15:36



Site: 3m Chamber #3 Polarization: **Horizontal** Temperature: 24 C
 Limit: (RE)FCC PART 15 C Power: AC 120V/60Hz Humidity: 53 %
 EUT: Insignia Flex Android 10" Tablet
 M/N: NS-P10A8100
 Mode: GFSK 2441
 Note:

No.	Mk.	Freq.	Reading Level	Correct Factor	Measurement	Limit	Over	Antenna Height	Table Degree	
		MHz	dBuV	dB	dBuV/m	dBuV/m	dB	cm	degree	Comment
1		181.3200	38.55	-17.08	21.47	43.50	-22.03	QP		
2		301.6000	34.21	-12.46	21.75	46.00	-24.25	QP		
3		719.6700	31.83	-3.85	27.98	46.00	-18.02	QP		
4	*	799.2100	31.39	-2.55	28.84	46.00	-17.16	QP		
5		846.7400	29.94	-1.83	28.11	46.00	-17.89	QP		
6		967.0200	30.09	-0.20	29.89	54.00	-24.11	QP		

*:Maximum data x:Over limit !:over margin

Operator: KK

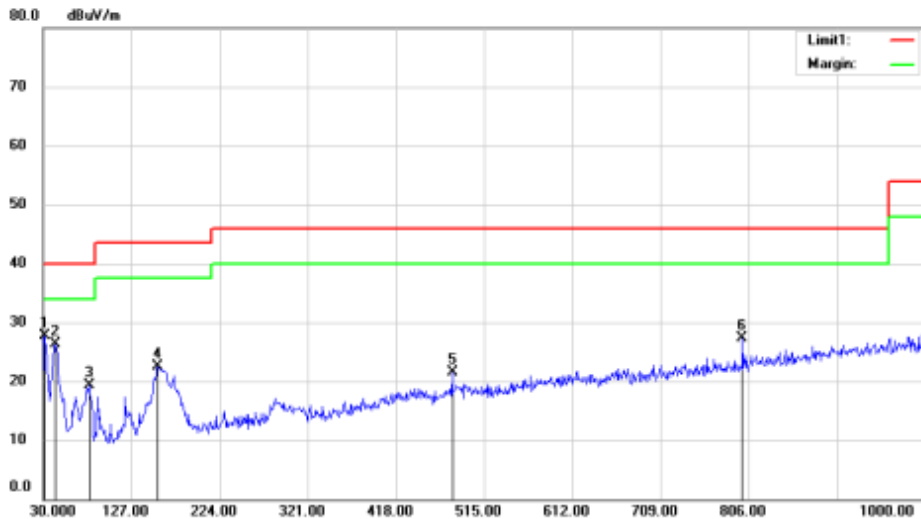
Produkte
 Products

Shenzhen EMTEK Co., Ltd.
 Bldg. 69, Majialong Industry Zone, Nanshan District, Shenzhen, Guangdong, 518052 P. R. China
 www.emtek.com.cn Tel:+86-755-2695 4280 Fax:+86-755-2695 4282



Radiated Emission Measurement

File :TUV 2017 Data :#316 Date: 2017/07/04 Time: 3:19:50



Site 3m Chamber #3 Polarization: **Vertical** Temperature: 24 C
 Limit: (RE)FCC PART 15 C Power: AC 120V/60Hz Humidity: 53 %
 EUT: Insignia Flex Android 10" Tablet
 M/N: NS-P10A8100
 Mode:GFSK 2441
 Note:

No.	Mk.	Freq.	Reading Level	Correct Factor	Measurement	Limit	Over	Antenna Height	Table Degree	
		MHz	dBuV	dB	dBuV/m	dBuV/m	dB	cm	degree	Comment
1	*	31.9400	44.24	-16.49	27.75	40.00	-12.25	QP		
2		43.5800	41.56	-15.25	26.31	40.00	-13.69	QP		
3		80.4400	38.97	-19.71	19.26	40.00	-20.74	QP		
4		156.1000	41.50	-18.91	22.59	43.50	-20.91	QP		
5		480.0800	29.65	-8.09	21.56	46.00	-24.44	QP		
6		799.2100	29.92	-2.55	27.37	46.00	-18.63	QP		

*:Maximum data x:Over limit !:over margin

Operator: KK

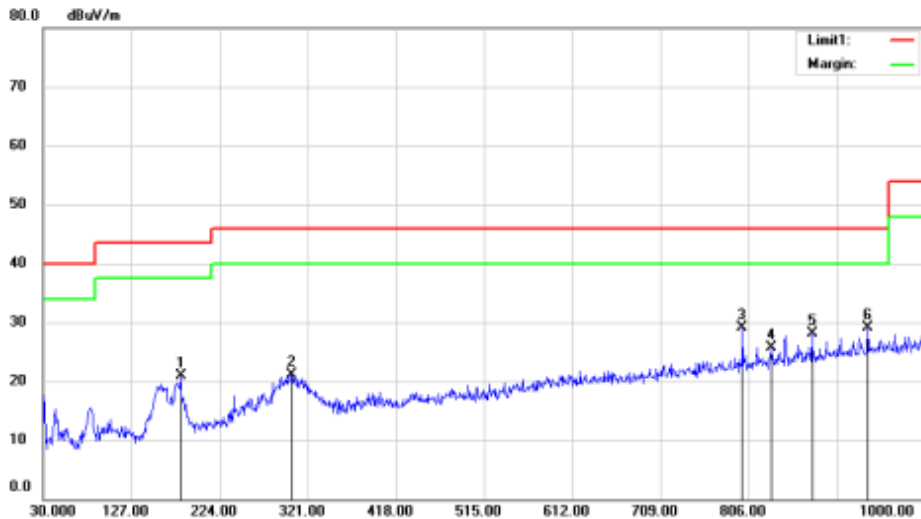
Produkte
 Products

Shenzhen EMTEK Co., Ltd.
 Bldg. 69, Majialong Industry Zone, Nanshan District, Shenzhen, Guangdong, 518052 P. R. China
 www.emtek.com.cn Tel:+86-755-2695 4280 Fax:+86-755-2695 4282



Radiated Emission Measurement

File :TUV 2017 Data :#317 Date: 2017/07/04 Time: 3:21:01



Site: 3m Chamber #3 Polarization: **Horizontal** Temperature: 24 C
 Limit: (RE)FCC PART 15 C Power: AC 120V/60Hz Humidity: 53 %
 EUT: Insignia Flex Android 10" Tablet
 M/N: NS-P10A8100
 Mode:GFSK 2480
 Note:

No. Mk.	Freq.	Reading Level	Correct Factor	Measurement	Limit	Over	Antenna Height	Table Degree
	MHz	dBuV	dB	dBuV/m	dBuV/m	dB	cm	degree
1	181.3200	37.94	-17.08	20.86	43.50	-22.64	QP	
2	303.5400	33.65	-12.46	21.19	46.00	-24.81	QP	
3 *	799.2100	31.69	-2.55	29.14	46.00	-16.86	QP	
4	831.2200	27.74	-2.08	25.66	46.00	-20.34	QP	
5	875.8400	29.50	-1.34	28.16	46.00	-17.84	QP	
6	936.9500	29.66	-0.54	29.12	46.00	-16.88	QP	

*:Maximum data x:Over limit !:over margin

Operator: KK

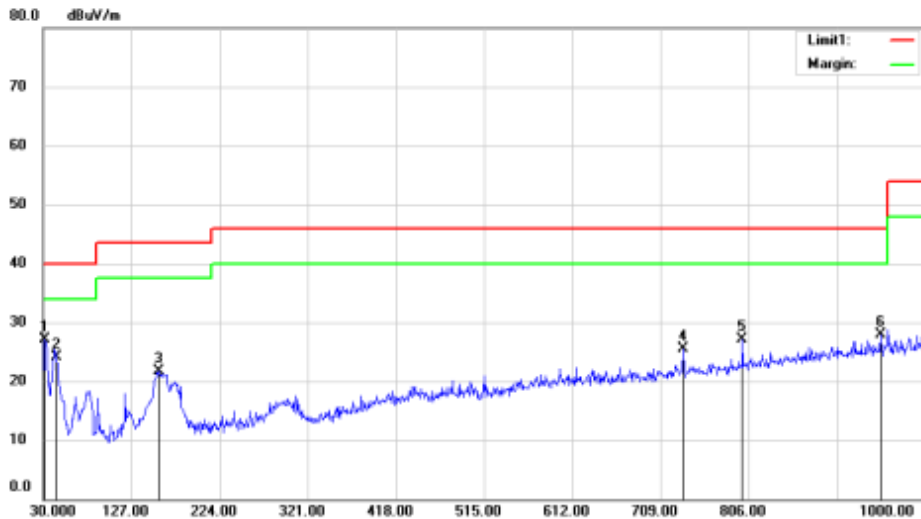
Produkte
 Products

Shenzhen EMTEK Co., Ltd.
 Bldg. 69, Majialong Industry Zone, Nanshan District, Shenzhen, Guangdong, 518052 P. R. China
 www.emtek.com.cn Tel: +86-755-2695 4280 Fax: +86-755-2695 4282



Radiated Emission Measurement

File :TUV 2017 Data :#318 Date: 2017/07/04 Time: 3:22:11



Site: 3m Chamber #3 Polarization: **Vertical** Temperature: 24 C
 Limit: (RE)FCC PART 15 C Power: AC 120V/60Hz Humidity: 53 %
 EUT: Insignia Flex Android 10" Tablet
 M/N: NS-P10A8100
 Mode: GFSK 2480
 Note:

No.	Mk.	Freq.	Reading Level	Correct Factor	Measurement	Limit	Over	Antenna Height	Table Degree	
		MHz	dBuV	dB	dBuV/m	dBuV/m	dB	cm	degree	Comment
1	*	31.9400	43.64	-16.49	27.15	40.00	-12.85	QP		
2		44.5500	39.50	-15.34	24.16	40.00	-15.84	QP		
3		157.0700	40.51	-18.85	21.66	43.50	-21.84	QP		
4		734.2200	29.19	-3.60	25.59	46.00	-20.41	QP		
5		799.2100	29.66	-2.55	27.11	46.00	-18.89	QP		
6		951.5000	28.33	-0.37	27.96	46.00	-18.04	QP		

*:Maximum data x:Over limit !:over margin

Operator: KK

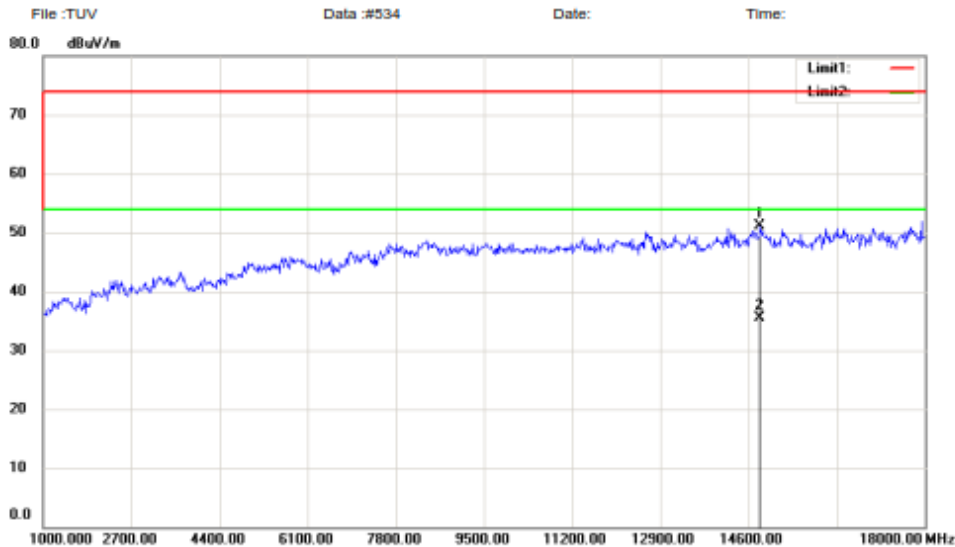
Produkte
 Products

1.2 Transmitter Spurious Emissions, 1GHz - 18GHz

Shenzhen EMTEK Co., Ltd.
 Bldg. 69, Majialong Industry Zone, Nanshan District, Shenzhen, Guangdong, 518052 P. R. China
 www.emtek.com.cn Tel:+86-755-2695 4280 Fax:+86-755-2695 4282



Radiated Emission Measurement



Site 3m Chamber #2 Polarization: **Horizontal** Temperature: 24 C
 Limit: (RE)FCC PART 15C Power: AC 120V/60Hz Humidity: 53 %
 EUT: Insignia Flex Android 10" Tablet
 M/N: NS-P10A8100
 Mode:GFSK 2402
 Note:

No.	Mk.	Freq.	Reading Level	Correct Factor	Measurement	Limit	Over	Antenna Height	Table Degree	
		MHz	dBuV	dB	dBuV/m	dBuV/m	dB	cm	degree	Comment
1		14821.00	60.29	-9.28	51.01	74.00	-22.99	peak		
2	*	14821.00	44.88	-9.28	35.60	54.00	-18.40	AVG		

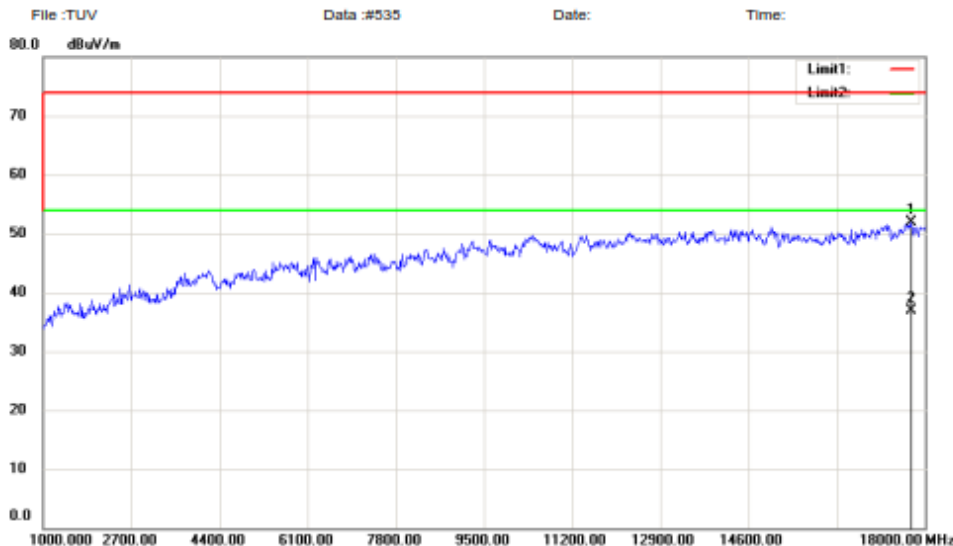
*:Maximum data x:Over limit !:over margin

Operator: XLX

Shenzhen EMTEK Co., Ltd.
Bldg. 69, Majialong Industry Zone, Nanshan District, Shenzhen, Guangdong, 518052 P. R. China
www.emtek.com.cn Tel:+86-755-2695 4280 Fax:+86-755-2695 4282



Radiated Emission Measurement



Site: 3m Chamber #2 Polarization: **Vertical** Temperature: 24 C
Limit: (RE)FCC PART 15C Power: AC 120V/60Hz Humidity: 53 %
EUT: Insignia Flex Android 10" Tablet
M/N: NS-P10A8100
Mode:GFSK 2402
Note:

No.	Mk.	Freq.	Reading Level	Correct Factor	Measurement	Limit	Over	Antenna Height	Table Degree	
		MHz	dBuV	dB	dBuV/m	dBuV/m	dB	cm	degree	Comment
1		17745.00	52.13	-0.19	51.94	74.00	-22.06	peak		
2	*	17745.00	37.09	-0.19	36.90	54.00	-17.10	AVG		

*:Maximum data x:Over limit !:over margin

Operator: XLX

File :TUVData :#535

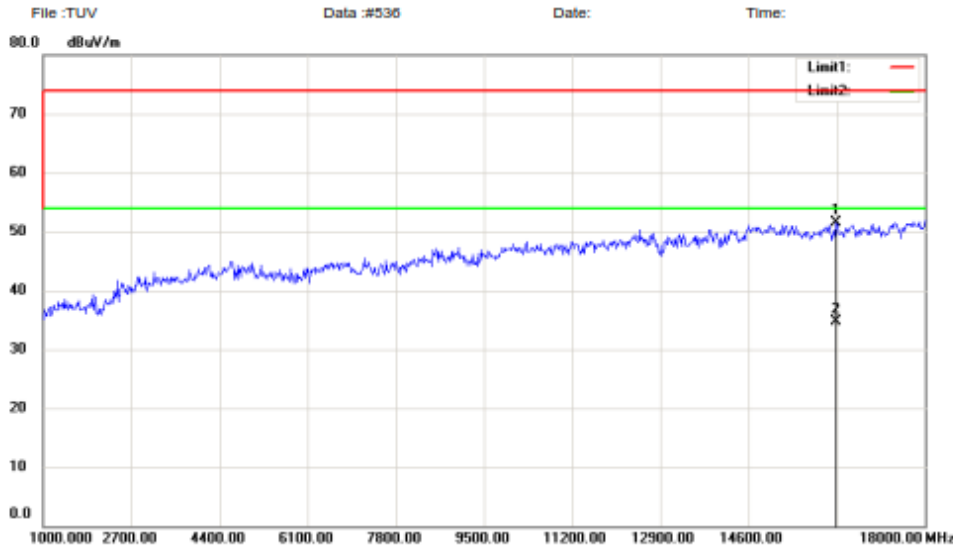
Page: 1

Produkte
 Products

Shenzhen EMTEK Co., Ltd.
 Bldg. 69, Majialong Industry Zone, Nanshan District, Shenzhen, Guangdong, 518052 P. R. China
 www.emtek.com.cn Tel:+86-755-2695 4280 Fax:+86-755-2695 4282



Radiated Emission Measurement



Site 3m Chamber #2 Polarization: **Horizontal** Temperature: 24 C
 Limit: (RE)FCC PART 15C Power: AC 120V/60Hz Humidity: 53 %
 EUT: Insignia Flex Android 10" Tablet
 M/N: NS-P10A8100
 Mode:GFSK 2441
 Note:

No.	Mk.	Freq.	Reading Level	Correct Factor	Measurement	Limit	Over	Antenna Height	Table Degree	
		MHz	dBuV	dB	dBuV/m	dBuV/m	dB	cm	degree	Comment
1		16283.00	63.28	-11.77	51.51	74.00	-22.49	peak		
2	*	16283.00	46.47	-11.77	34.70	54.00	-19.30	AVG		

*:Maximum data x:Over limit !:over margin

Operator: XLX

File :TUVData :#536

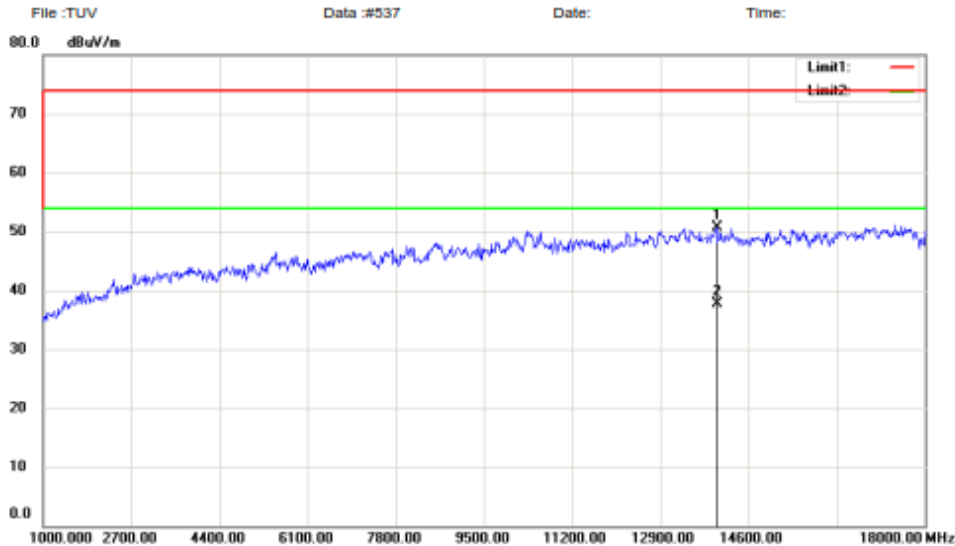
Page: 1

Produkte
 Products

Shenzhen EMTEK Co., Ltd.
 Bldg. 69, Majialong Industry Zone, Nanshan District, Shenzhen, Guangdong, 518052 P. R. China
 www.emtek.com.cn Tel:+86-755-2695 4280 Fax:+86-755-2695 4282



Radiated Emission Measurement



Site: 3m Chamber #2 Polarization: **Vertical** Temperature: 24 C
 Limit: (RE)FCC PART 15C Power: AC 120V/60Hz Humidity: 53 %
 EUT: Insignia Flex Android 10" Tablet
 M/N: NS-P10A8100
 Mode:GFSK 2441
 Note:

No.	Mk.	Freq.	Reading Level	Correct Factor	Measurement	Limit	Over	Antenna Height	Table Degree	
		MHz	dBuV	dB	dBuV/m	dBuV/m	dB	cm	degree	Comment
1		13988.00	58.61	-7.88	50.73	74.00	-23.27	peak		
2	*	13988.00	45.68	-7.88	37.80	54.00	-16.20	AVG		

*:Maximum data x:Over limit !:over margin

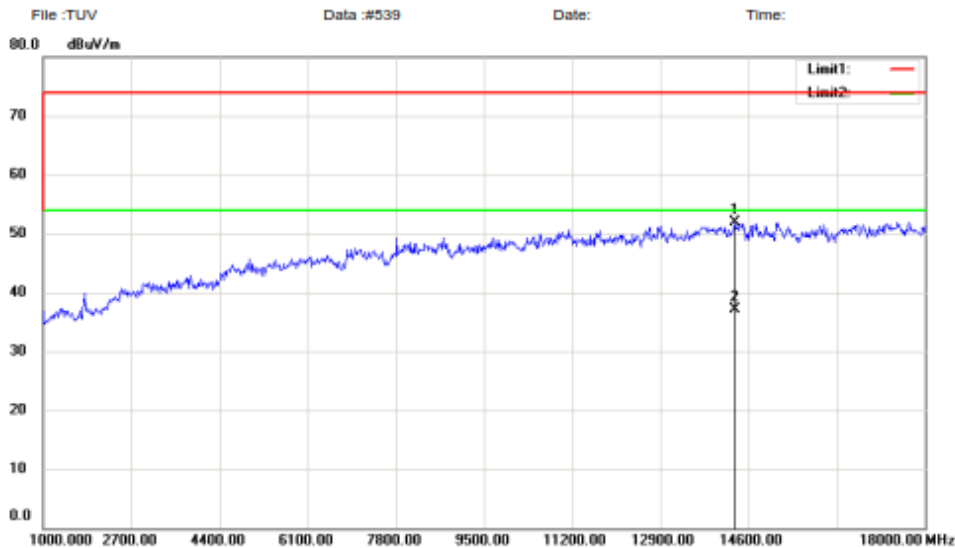
Operator: XLX

Produkte
 Products

Shenzhen EMTEK Co., Ltd.
 Bldg. 69, Majialong Industry Zone, Nanshan District, Shenzhen, Guangdong, 518062 P. R. China
 www.emtek.com.cn Tel:+86-755-2695 4280 Fax:+86-755-2695 4282



Radiated Emission Measurement



Site 3m Chamber #2 Polarization: **Horizontal** Temperature: 24 C
 Limit: (RE)FCC PART 15C Power: AC 120V/60Hz Humidity: 53 %
 EUT: Insignia Flex Android 10" Tablet
 M/N: NS-P10A8100
 Mode:GFSK 2480
 Note:

No.	Mk.	Freq.	Reading Level	Correct Factor	Measurement	Limit	Over	Antenna Height	Table Degree	
		MHz	dBuV	dB	dBuV/m	dBuV/m	dB	cm	degree	Comment
1		14328.00	60.36	-8.40	51.96	74.00	-22.04	peak		
2	*	14328.00	45.50	-8.40	37.10	54.00	-16.90	AVG		

*:Maximum data x:Over limit !:over margin

Operator: KK

File :TUVData :#539

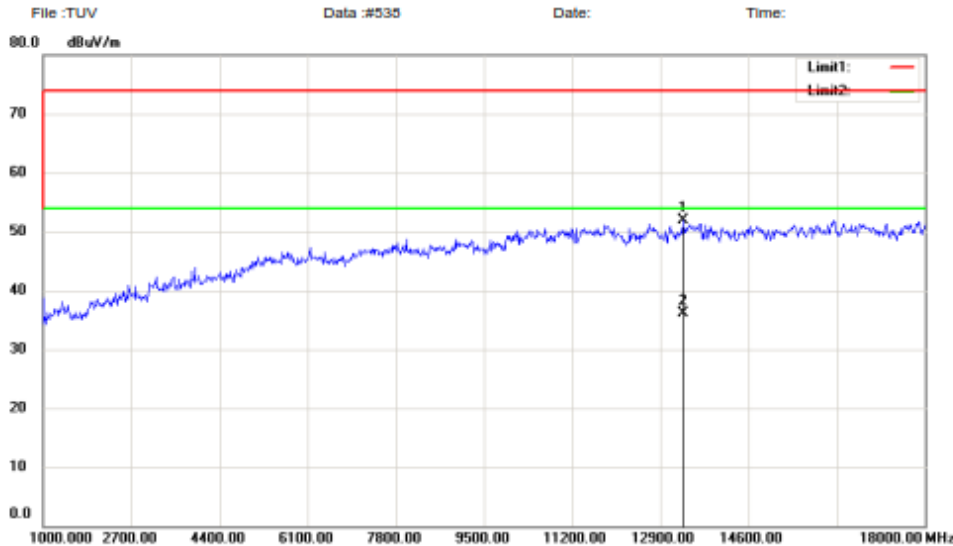
Page: 1

Produkte
 Products

Shenzhen EMTEK Co., Ltd.
 Bldg. 69, Majialong Industry Zone, Nanshan District, Shenzhen, Guangdong, 518052 P. R. China
 www.emtek.com.cn Tel:+86-755-2695 4280 Fax:+86-755-2695 4282



Radiated Emission Measurement



Site 3m Chamber #2 Polarization: **Vertical** Temperature: 24 C
 Limit: (RE)FCC PART 15C Power: AC 120V/60Hz Humidity: 53 %
 EUT: Insignia Flex Android 10" Tablet
 M/N: NS-P10A8100
 Mode:GFSK 2480
 Note:

No.	Mk.	Freq.	Reading Level	Correct Factor	Measurement	Limit	Over	Antenna Height	Table Degree	
		MHz	dBuV	dB	dBuV/m	dBuV/m	dB	cm	degree	Comment
1		13342.00	62.88	-11.04	51.84	74.00	-22.16	peak		
2	*	13342.00	47.24	-11.04	36.20	54.00	-17.80	AVG		

*:Maximum data x:Over limit !:over margin

Operator: KK

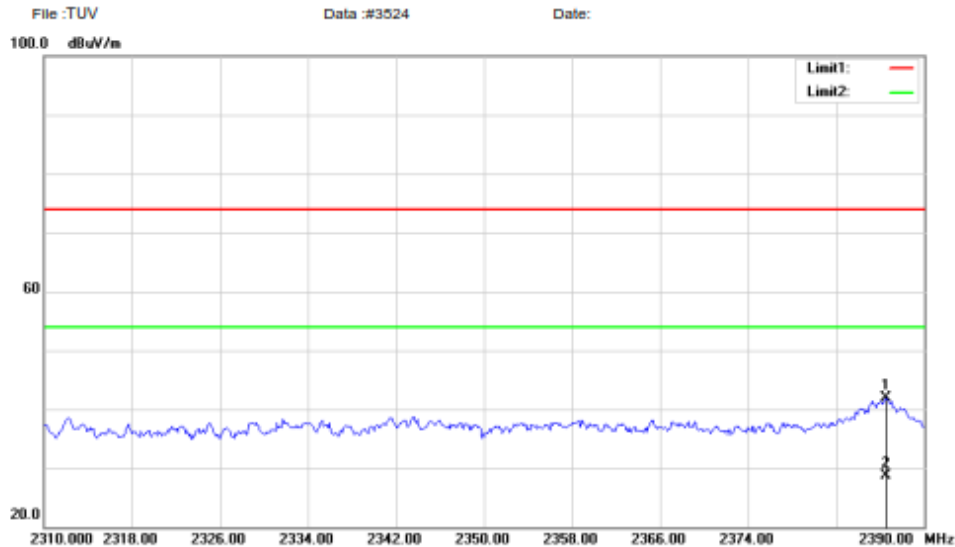
Produkte
 Products

1.3 Restricted Bands

Shenzhen EMTEK Co., Ltd.
 Bldg. 69, Majialong Industry Zone, Nanshan District, Shenzhen, Guangdong, 518052 P. R. China
 www.emtek.com.cn Tel:+86-755-2695 4280 Fax:+86-755-2695 4282



Radiated Emission Measurement



Site #1 Polarization: **Horizontal** Temperature: 22
 Limit: (RE)FCC PART 15 C Power: AC 120V/60Hz Humidity: 55 %
 EUT: Android 10" Tablet
 M/N: NS-P10A8100
 Mode:GFSK 2402
 Note:

No.	Mk.	Freq.	Reading Level	Correct Factor	Measurement	Limit	Over	Antenna Height	Table Degree	
		MHz	dBuV	dB	dBuV/m	dBuV/m	dB	cm	degree	Comment
1		2386.480	56.09	-14.25	41.84	74.00	-32.16	peak	0	
2	*	2386.480	42.89	-14.25	28.64	54.00	-25.36	AVG	0	

*:Maximum data x:Over limit !:over margin

Operator: KK

File :TUVData :#3524

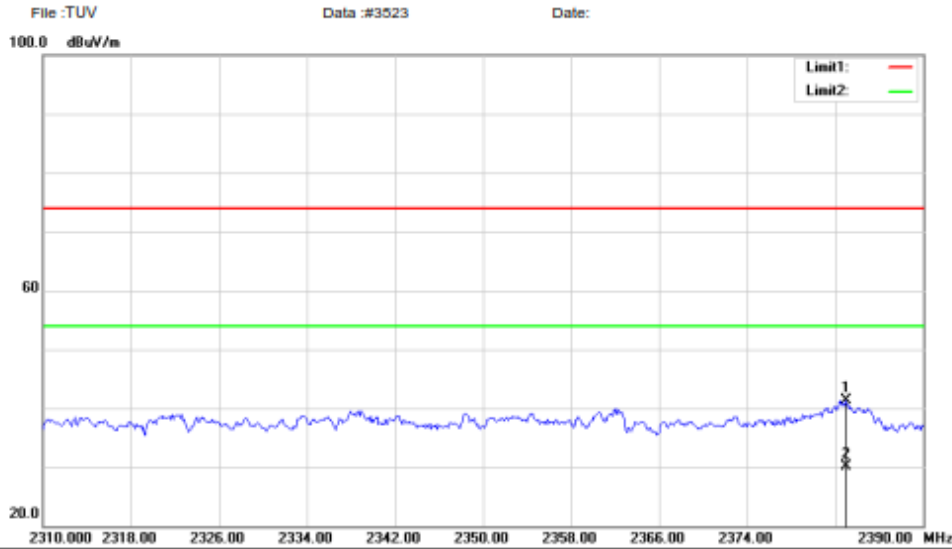
Page: 1

Produkte
 Products

Shenzhen EMTEK Co., Ltd.
 Bldg. 69, Majialong Industry Zone, Nanshan District, Shenzhen, Guangdong, 518052 P. R. China
 www.emtek.com.cn Tel:+86-755-2695 4280 Fax:+86-755-2695 4282



Radiated Emission Measurement



Site #1 Polarization: **Vertical** Temperature: 22
 Limit: (RE)FCC PART 15 C Power: AC 120V/60Hz Humidity: 55 %
 EUT: Android 10" Tablet
 M/N: NS-P10A8100
 Mode:GFSK 2402
 Note:

No.	Mk.	Freq.	Reading Level	Correct Factor	Measurement	Limit	Over	Antenna Height	Table Degree	Comment
		MHz	dBuV	dB	dBuV/m	dBuV/m	dB	cm	degree	
1		2382.960	55.50	-14.26	41.24	74.00	-32.76	peak	0	
2	*	2382.960	44.37	-14.26	30.11	54.00	-23.89	AVG	0	

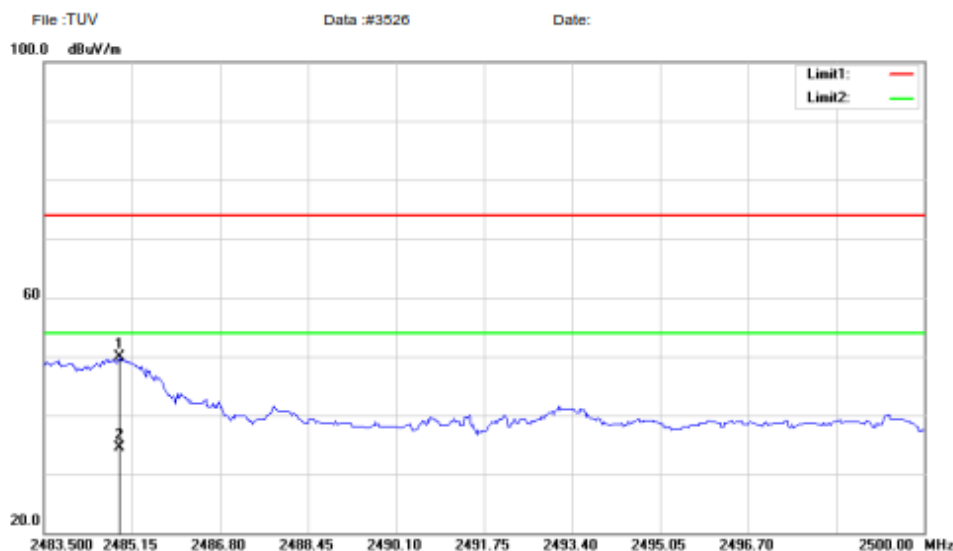
*:Maximum data x:Over limit !:over margin

Operator: KK

Shenzhen EMTEK Co., Ltd.
Bldg. 69, Majialong Industry Zone, Nanshan District, Shenzhen, Guangdong, 518062 P. R. China
www.emtek.com.cn Tel: +86-755-2695 4280 Fax: +86-755-2695 4282



Radiated Emission Measurement



Site #1 Polarization: **Horizontal** Temperature: 22
Limit: (RE)FCC PART 15 C Power: AC 120V/60Hz Humidity: 55 %
EUT: Android 10" Tablet
M/N: NS-P10A8100
Mode:GFSK 2480
Note:

No.	Mk.	Freq.	Reading Level	Correct Factor	Measurement	Limit	Over	Antenna Height	Table Degree	
		MHz	dBuV	dB	dBuV/m	dBuV/m	dB	cm	degree	Comment
1		2484.919	63.60	-13.75	49.85	74.00	-24.15	peak	0	
2	*	2484.919	48.31	-13.75	34.56	54.00	-19.44	AVG	0	

*:Maximum data x:Over limit !:over margin

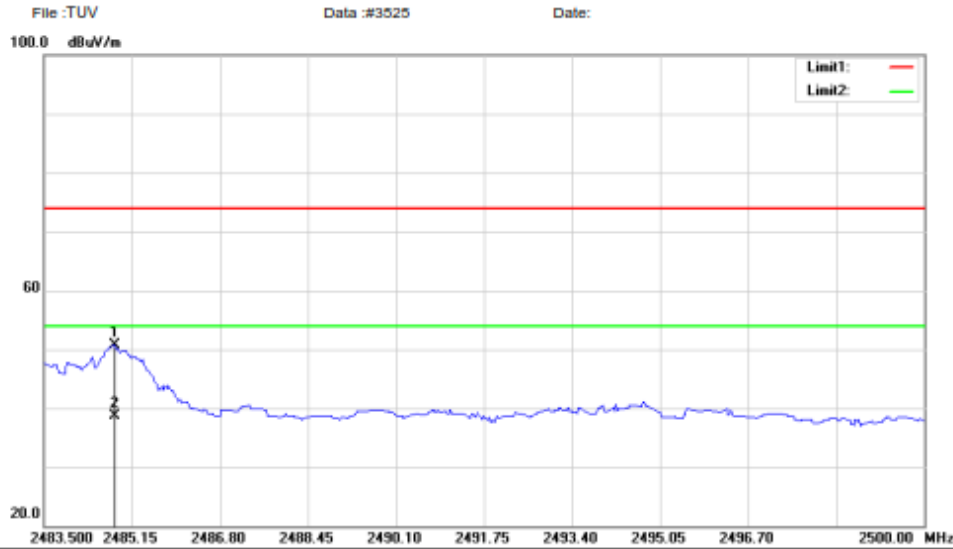
Operator: KK

Produkte
 Products

Shenzhen EMTEK Co., Ltd.
 Bldg. 69, Majialong Industry Zone, Nanshan District, Shenzhen, Guangdong, 518052 P. R. China
 www.emtek.com.cn Tel: +86-755-2695 4280 Fax: +86-755-2695 4282



Radiated Emission Measurement



Site #1 Polarization: **Vertical** Temperature: 22
 Limit: (RE)FCC PART 15 C Power: AC 120V/60Hz Humidity: 55 %
 EUT: Android 10" Tablet
 M/N: NS-P10A8100
 Mode: GFSK 2480
 Note:

No.	Mk.	Freq.	Reading Level	Correct Factor	Measurement	Limit	Over	Antenna Height	Table Degree	
		MHz	dBuV	dB	dBuV/m	dBuV/m	dB	cm	degree	Comment
1		2484.820	64.51	-13.75	50.76	74.00	-23.24	peak	0	
2	*	2484.820	52.37	-13.75	38.62	54.00	-15.38	AVG	0	

*:Maximum data x:Over limit !:over margin

Operator: KK

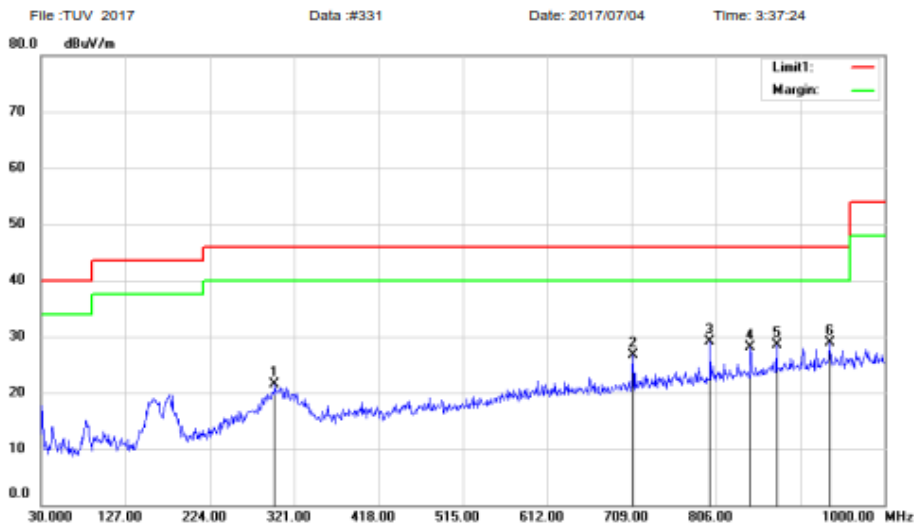
2. Transmitter Spurious Emissions of Low Energy mode

2.1 Transmitter Spurious Emissions, 30MHz - 1GHz

Shenzhen EMTEK Co., Ltd.
 Bldg. 69, Majialong Industry Zone, Nanshan District, Shenzhen, Guangdong, 518052 P.R. China
 www.emtek.com.cn Tel: +86-755-2695 4280 Fax: +86-755-2695 4282



Radiated Emission Measurement



Site: 3m Chamber #3 Polarization: **Horizontal** Temperature: 24 C
 Limit: (RE)FCC PART 15 C Power: AC 120V/60Hz Humidity: 53 %
 EUT: Insignia Flex Android 10" Tablet
 M/N: NS-P10A8100
 Mode: GFSK 2402
 Note:

No.	Mk.	Freq.	Reading Level	Correct Factor	Measurement	Limit	Over	Antenna Height	Table Degree	
		MHz	dBuV	dB	dBuV/m	dBuV/m	dB	cm	degree	Comment
1		298.6900	33.98	-12.54	21.44	46.00	-24.56	QP		
2		710.9400	30.61	-4.00	26.61	46.00	-19.39	QP		
3	*	799.2100	31.68	-2.55	29.13	46.00	-16.87	QP		
4		845.7700	30.04	-1.84	28.20	46.00	-17.80	QP		
5		875.8400	29.89	-1.34	28.55	46.00	-17.45	QP		
6		936.9500	29.40	-0.54	28.86	46.00	-17.14	QP		

*:Maximum data x:Over limit !:over margin

Operator: KK

Shenzhen EMTEK Co., Ltd.
Bldg. 69, Majialong Industry Zone, Nanshan District, Shenzhen, Guangdong, 518052 P. R. China
www.emtek.com.cn Tel:+86-755-2695 4280 Fax:+86-755-2695 4282



Radiated Emission Measurement

File :TUV 2017 Data :#332 Date: 2017/07/04 Time: 3:35:34



Site 3m Chamber #3 Polarization: **Vertical** Temperature: 24 C
Limit: (RE)FCC PART 15 C Power: AC 120V/60Hz Humidity: 53 %
EUT: Insignia Flex Android 10" Tablet
M/N: NS-P10A8100
Mode:GFSK 2402
Note:

No.	Mk.	Freq.	Reading Level	Correct Factor	Measurement	Limit	Over	Antenna Height	Table Degree	
		MHz	dBuV	dB	dBuV/m	dBuV/m	dB	cm	degree	Comment
1	*	31.9400	42.65	-16.49	26.16	40.00	-13.84	QP		
2		43.5800	40.64	-15.25	25.39	40.00	-14.61	QP		
3		159.9800	40.83	-18.62	22.21	43.50	-21.29	QP		
4		289.9600	31.10	-12.98	18.12	46.00	-27.88	QP		
5		598.4200	28.10	-5.17	22.93	46.00	-23.07	QP		
6		799.2100	29.43	-2.55	26.88	46.00	-19.12	QP		

*:Maximum data x:Over limit !:over margin

Operator: KK

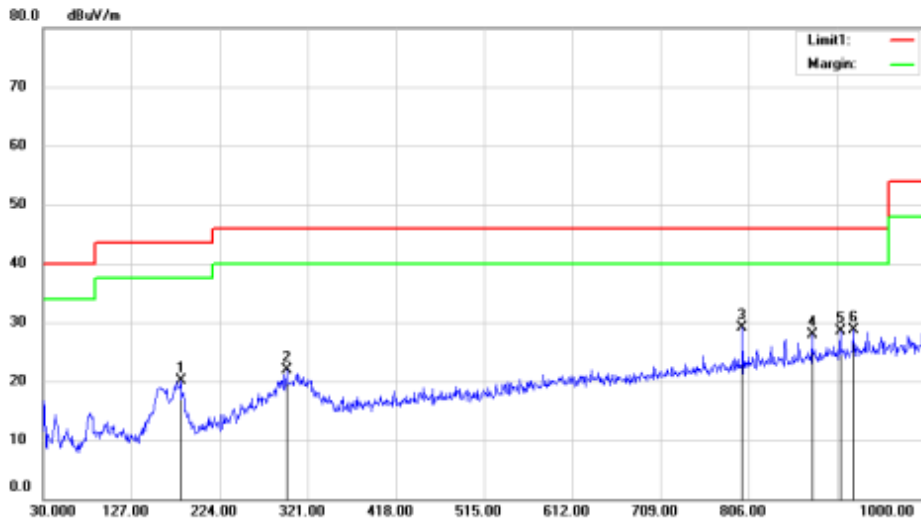
Produkte
 Products

Shenzhen EMTEK Co., Ltd.
 Bldg. 69, Majialong Industry Zone, Nanshan District, Shenzhen, Guangdong, 518052 P. R. China
 www.emtek.com.cn Tel: +86-755-2695 4280 Fax: +86-755-2695 4282



Radiated Emission Measurement

File :TUV 2017 Data :#333 Date: 2017/07/04 Time: 3:38:45



Site: 3m Chamber #3 Polarization: **Horizontal** Temperature: 24 C
 Limit: (RE)FCC PART 15 C Power: AC 120V/60Hz Humidity: 53 %
 EUT: Insignia Flex Android 10" Tablet
 M/N: NS-P10A8100
 Mode: GFSK 2440
 Note:

No.	Mk.	Freq.	Reading Level	Correct Factor	Measurement	Limit	Over	Antenna Height	Table Degree	
		MHz	dBuV	dB	dBuV/m	dBuV/m	dB	cm	degree	Comment
1		181.3200	37.10	-17.08	20.02	43.50	-23.48	QP		
2		297.7200	34.42	-12.58	21.84	46.00	-24.16	QP		
3	*	799.2100	31.70	-2.55	29.15	46.00	-16.85	QP		
4		875.8400	29.27	-1.34	27.93	46.00	-18.07	QP		
5		906.8800	29.30	-0.87	28.43	46.00	-17.57	QP		
6		921.4300	29.44	-0.72	28.72	46.00	-17.28	QP		

*:Maximum data x:Over limit !:over margin

Operator: KK

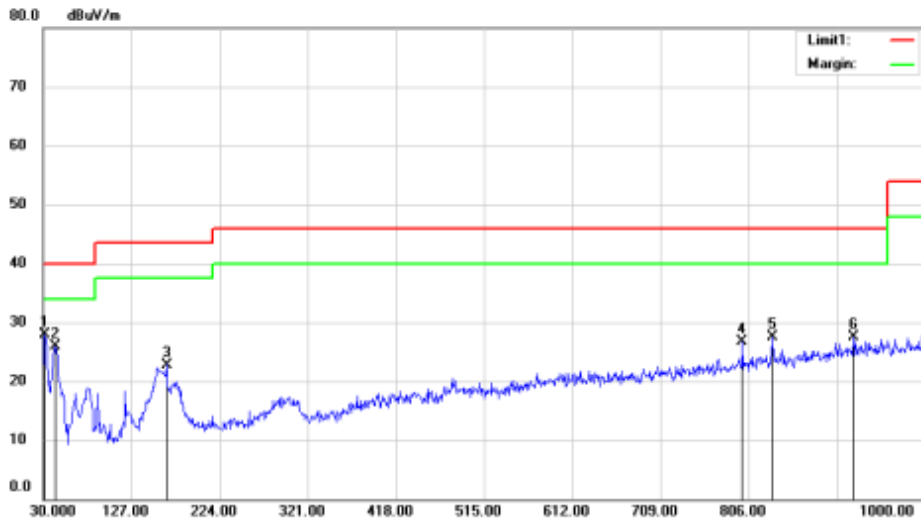
Produkte
 Products

Shenzhen EMTEK Co., Ltd.
 Bldg. 69, Majialong Industry Zone, Nanshan District, Shenzhen, Guangdong, 518052 P. R. China
 www.emtek.com.cn Tel: +86-755-2695 4280 Fax: +86-755-2695 4282



Radiated Emission Measurement

File :TUV 2017 Data :#334 Date: 2017/07/04 Time: 3:40:54



Site: 3m Chamber #3 Polarization: **Vertical** Temperature: 24 C
 Limit: (RE)FCC PART 15 C Power: AC 120V/60Hz Humidity: 53 %
 EUT: Insignia Flex Android 10" Tablet
 M/N: NS-P10A8100
 Mode: GFSK 2440
 Note:

No.	Mk.	Freq.	Reading Level	Correct Factor	Measurement	Limit	Over	Antenna Height	Table Degree	
		MHz	dBuV	dB	dBuV/m	dBuV/m	dB	cm	degree	Comment
1	*	31.9400	44.31	-16.49	27.82	40.00	-12.18	QP		
2		43.5800	41.10	-15.25	25.85	40.00	-14.15	QP		
3		165.8000	41.38	-18.58	22.80	43.50	-20.70	QP		
4		799.2100	29.27	-2.55	26.72	46.00	-19.28	QP		
5		832.1900	29.57	-2.06	27.51	46.00	-18.49	QP		
6		921.4300	28.25	-0.72	27.53	46.00	-18.47	QP		

*:Maximum data x:Over limit !:over margin

Operator: KK

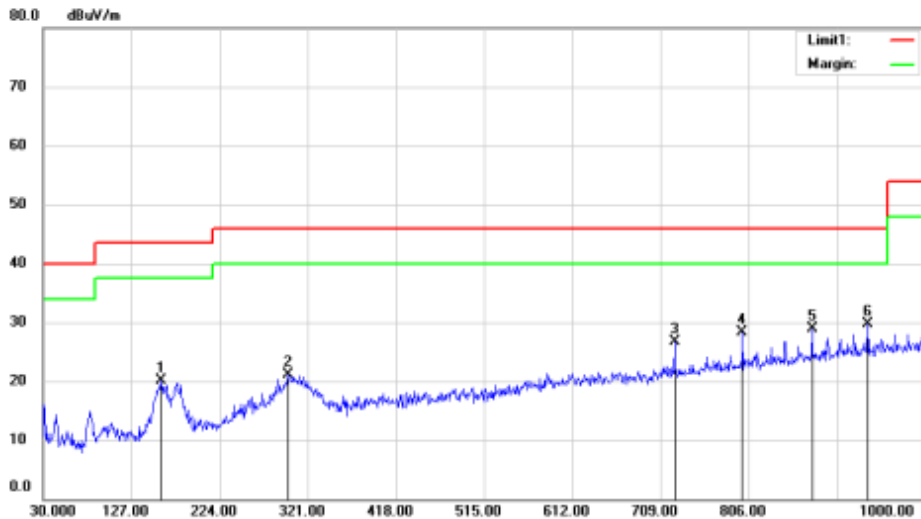
Produkte
 Products

Shenzhen EMTEK Co., Ltd.
 Bldg. 69, Majialong Industry Zone, Nanshan District, Shenzhen, Guangdong, 518062 P. R. China
 www.emtek.com.cn Tel:+86-755-2695 4280 Fax:+86-755-2695 4282



Radiated Emission Measurement

File :TUV 2017 Data :#335 Date: 2017/07/04 Time: 3:42:05



Site 3m Chamber #3 Polarization: **Horizontal** Temperature: 24 C
 Limit: (RE)FCC PART 15 C Power: AC 120V/60Hz Humidity: 53 %
 EUT: Insignia Flex Android 10" Tablet
 M/N: NS-P10A8100
 Mode:GFSK 2480
 Note:

No. Mk.	Freq.	Reading Level	Correct Factor	Measurement	Limit	Over	Antenna Height	Table Degree	Comment	
	MHz	dBuV	dB	dBuV/m	dBuV/m	dB	cm	degree		
1	159.9800	38.63	-18.62	20.01	43.50	-23.49	QP			
2	299.6600	33.50	-12.49	21.01	46.00	-24.99	QP			
3	724.5200	30.38	-3.77	26.61	46.00	-19.39	QP			
4	799.2100	30.88	-2.55	28.33	46.00	-17.67	QP			
5	875.8400	30.23	-1.34	28.89	46.00	-17.11	QP			
6 *	936.9500	30.30	-0.54	29.76	46.00	-16.24	QP			

*:Maximum data x:Over limit !:over margin

Operator: KK

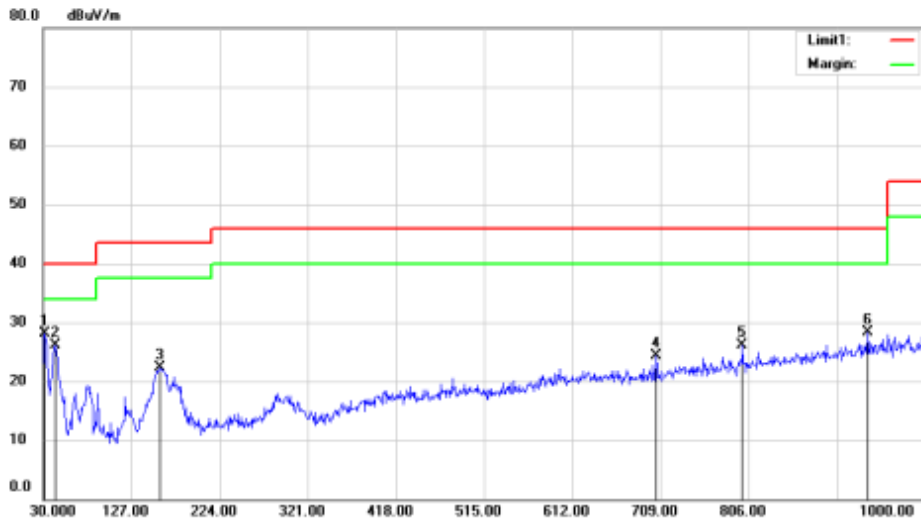
Produkte
 Products

Shenzhen EMTEK Co., Ltd.
 Bldg. 69, Majialong Industry Zone, Nanshan District, Shenzhen, Guangdong, 518052 P. R. China
 www.emtek.com.cn Tel:+86-755-2695 4280 Fax:+86-755-2695 4282



Radiated Emission Measurement

File :TUV 2017 Data :#336 Date: 2017/07/04 Time: 3:43:15



Site: 3m Chamber #3 Polarization: **Vertical** Temperature: 24 C
 Limit: (RE)FCC PART 15 C Power: AC 120V/60Hz Humidity: 53 %
 EUT: Insignia Flex Android 10" Tablet
 M/N: NS-P10A8100
 Mode:GFSK 2480
 Note:

No.	Mk.	Freq.	Reading Level	Correct Factor	Measurement	Limit	Over	Antenna Height	Table Degree	
		MHz	dBuV	dB	dBuV/m	dBuV/m	dB	cm	degree	Comment
1	*	31.9400	44.67	-16.49	28.18	40.00	-11.82	QP		
2		43.5800	41.31	-15.25	26.06	40.00	-13.94	QP		
3		159.0100	41.00	-18.70	22.30	43.50	-21.20	QP		
4		704.1500	28.49	-4.12	24.37	46.00	-21.63	QP		
5		799.2100	28.73	-2.55	26.18	46.00	-19.82	QP		
6		936.9500	28.91	-0.54	28.37	46.00	-17.63	QP		

*:Maximum data x:Over limit !:over margin

Operator: KK

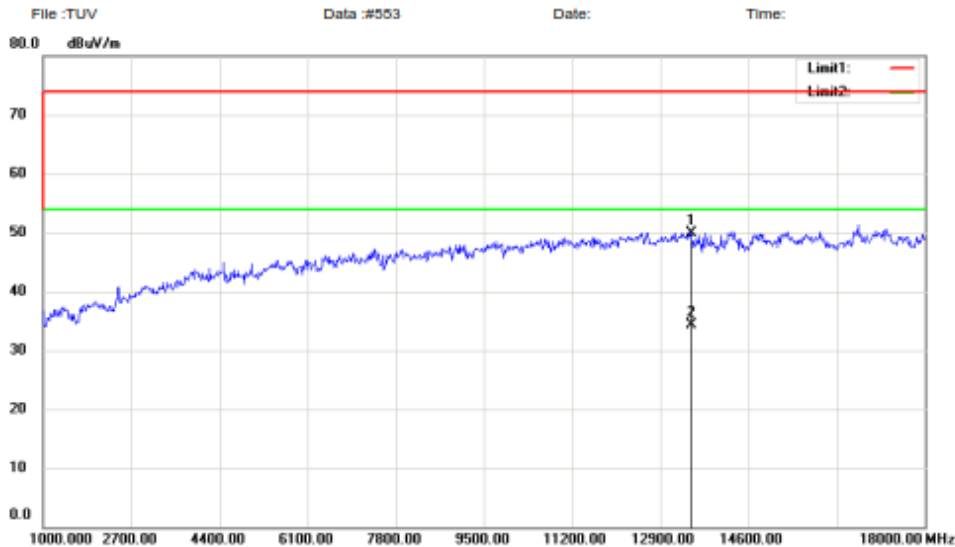
Produkte
 Products

2.2 Transmitter Spurious Emissions, 1GHz - 18GHz

Shenzhen EMTEK Co., Ltd.
 Bldg. 69, Majialong Industry Zone, Nanshan District, Shenzhen, Guangdong, 518052 P. R. China
 www.emtek.com.cn Tel:+86-755-2695 4280 Fax:+86-755-2695 4282



Radiated Emission Measurement



Site 3m Chamber #2 Polarization: **Horizontal** Temperature: 24 C
 Limit: (RE)FCC PART 15C Power: AC 120V/60Hz Humidity: 53 %
 EUT: Insignia Flex Android 10" Tablet
 M/N: NS-P10A8100
 Mode:GFSK 2402
 Note:

No.	Mk.	Freq.	Reading Level	Correct Factor	Measurement	Limit	Over	Antenna Height	Table Degree	
		MHz	dBuV	dB	dBuV/m	dBuV/m	dB	cm	degree	Comment
1		13495.00	60.29	-10.29	50.00	74.00	-24.00	peak		
2	*	13495.00	44.59	-10.29	34.30	54.00	-19.70	AVG		

*:Maximum data x:Over limit !:over margin

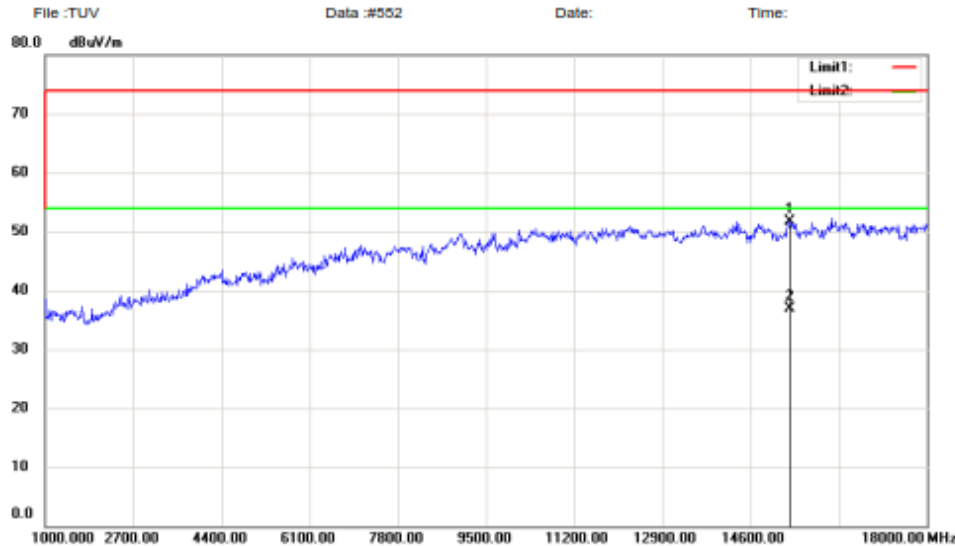
Operator: KK

Produkte
 Products

Shenzhen EMTEK Co., Ltd.
 Bldg. 69, Majialong Industry Zone, Nanshan District, Shenzhen, Guangdong, 518052 P. R. China
 www.emtek.com.cn Tel:+86-755-2695 4280 Fax:+86-755-2695 4282



Radiated Emission Measurement



Site 3m Chamber #2 Polarization: **Vertical** Temperature: 24 C
 Limit: (RE)FCC PART 15C Power: AC 120V/60Hz Humidity: 53 %
 EUT: Insignia Flex Android 10" Tablet
 M/N: NS-P10A8100
 Mode:GFSK 2402
 Note:

No.	Mk.	Freq.	Reading Level	Correct Factor	Measurement	Limit	Over	Antenna Height	Table Degree	
		MHz	dBuV	dB	dBuV/m	dBuV/m	dB	cm	degree	Comment
1		15348.00	62.47	-10.69	51.78	74.00	-22.22	peak		
2	*	15348.00	47.59	-10.69	36.90	54.00	-17.10	AVG		

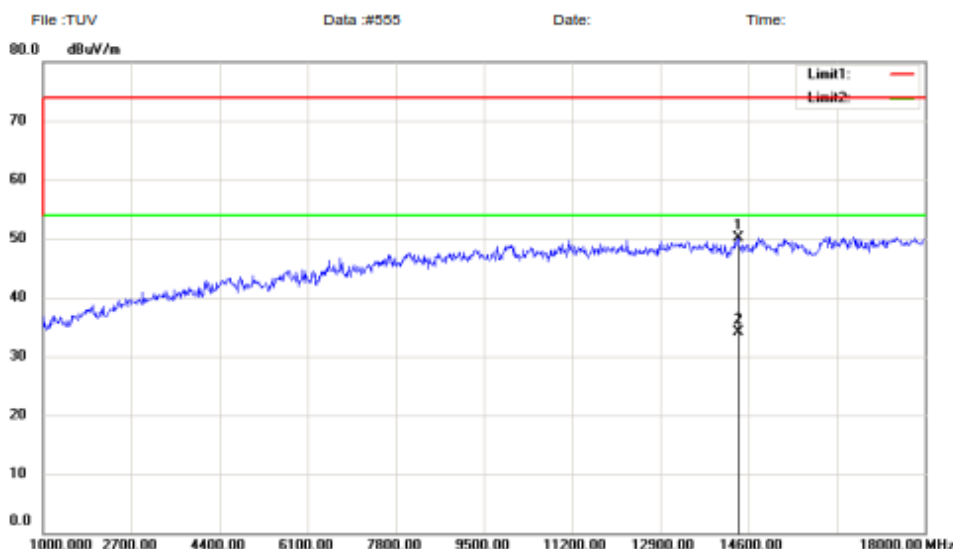
*:Maximum data x:Over limit !:over margin

Operator: KK

Shenzhen EMTEK Co., Ltd.
Bldg. 69, Majialong Industry Zone, Nanshan District, Shenzhen, Guangdong, 518052 P. R. China
www.emtek.com.cn Tel:+86-755-2695 4280 Fax:+86-755-2695 4282



Radiated Emission Measurement



Site 3m Chamber #2 Polarization: **Horizontal** Temperature: 24 C
Limit: (RE)FCC PART 15C Power: AC 120V/60Hz Humidity: 53 %
EUT: Insignia Flex Android 10" Tablet
M/N: NS-P10A8100
Mode:GFSK 2440
Note:

No.	Mk.	Freq.	Reading Level	Correct Factor	Measurement	Limit	Over	Antenna Height	Table Degree	
		MHz	dBuV	dB	dBuV/m	dBuV/m	dB	cm	degree	Comment
1		14396.00	58.68	-8.52	50.16	74.00	-23.84	peak		
2	*	14396.00	42.72	-8.52	34.20	54.00	-19.80	AVG		

*:Maximum data x:Over limit !:over margin

Operator: KK

File :TUV\Data :#555

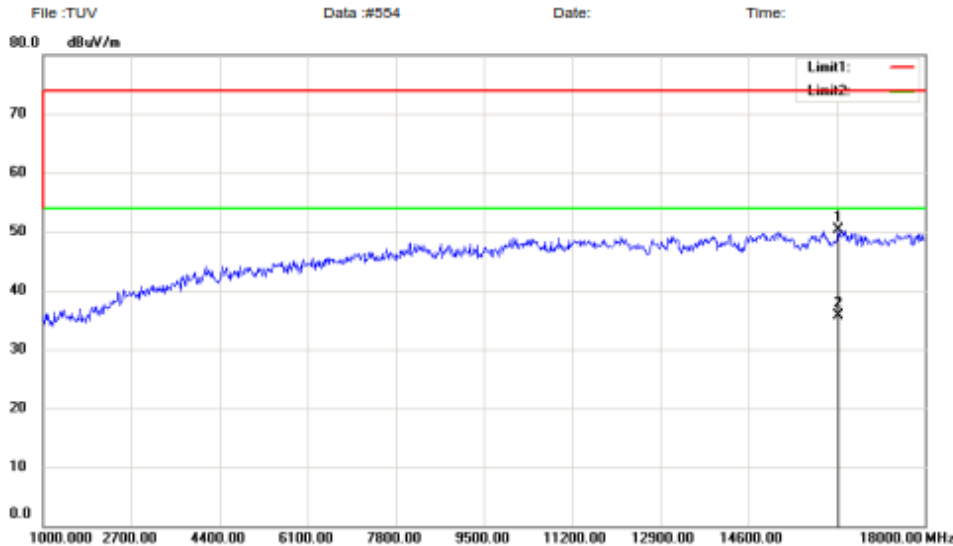
Page: 1

Produkte
 Products

Shenzhen EMTEK Co., Ltd.
 Bldg. 69, Majialong Industry Zone, Nanshan District, Shenzhen, Guangdong, 518052 P. R. China
 www.emtek.com.cn Tel:+86-755-2695 4280 Fax:+86-755-2695 4282



Radiated Emission Measurement



Site 3m Chamber #2 Polarization: **Vertical** Temperature: 24 C
 Limit: (RE)FCC PART 15C Power: AC 120V/60Hz Humidity: 53 %
 EUT: Insignia Flex Android 10" Tablet
 M/N: NS-P10A8100
 Mode:GFSK 2440
 Note:

No.	Mk.	Freq.	Reading Level	Correct Factor	Measurement	Limit	Over	Antenna Height	Table Degree	
		MHz	dBuV	dB	dBuV/m	dBuV/m	dB	cm	degree	Comment
1		16334.00	61.93	-11.59	50.34	74.00	-23.66	peak		
2	*	16334.00	47.29	-11.59	35.70	54.00	-18.30	AVG		

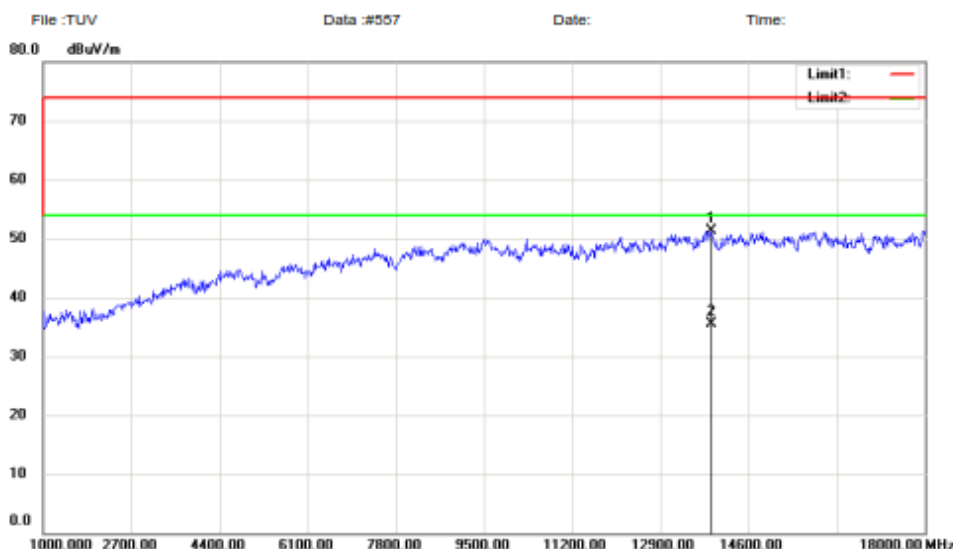
*:Maximum data x:Over limit !:over margin

Operator: KK

Shenzhen EMTEK Co., Ltd.
Bldg. 69, Majialong Industry Zone, Nanshan District, Shenzhen, Guangdong, 518052 P. R. China
www.emtek.com.cn Tel:+86-755-2695 4280 Fax:+86-755-2695 4282



Radiated Emission Measurement



Site 3m Chamber #2 Polarization: **Horizontal** Temperature: 24 C
Limit: (RE)FCC PART 15C Power: AC 120V/60Hz Humidity: 53 %
EUT: Insignia Flex Android 10" Tablet
M/N: NS-P10A8100
Mode:GFSK 2480
Note:

No.	Mk.	Freq.	Reading Level	Correct Factor	Measurement	Limit	Over	Antenna Height	Table Degree	
		MHz	dBuV	dB	dBuV/m	dBuV/m	dB	cm	degree	Comment
1		13886.00	59.71	-8.38	51.33	74.00	-22.67	peak		
2	*	13886.00	43.88	-8.38	35.50	54.00	-18.50	AVG		

*:Maximum data x:Over limit !:over margin

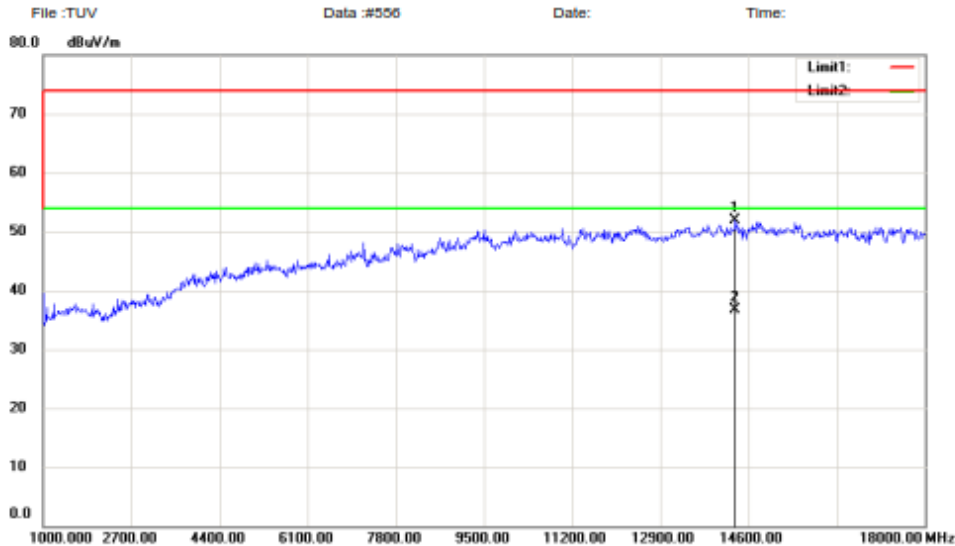
Operator: KK

Produkte
 Products

Shenzhen EMTEK Co., Ltd.
 Bldg. 69, Majialong Industry Zone, Nanshan District, Shenzhen, Guangdong, 518062 P. R. China
 www.emtek.com.cn Tel:+86-755-2695 4280 Fax:+86-755-2695 4282



Radiated Emission Measurement



Site 3m Chamber #2 Polarization: **Vertical** Temperature: 24 C
 Limit: (RE)FCC PART 15C Power: AC 120V/60Hz Humidity: 53 %
 EUT: Insignia Flex Android 10" Tablet
 M/N: NS-P10A8100
 Mode:GFSK 2480
 Note:

No.	Mk.	Freq.	Reading Level	Correct Factor	Measurement	Limit	Over	Antenna Height	Table Degree	
		MHz	dBuV	dB	dBuV/m	dBuV/m	dB	cm	degree	Comment
1		14345.00	60.41	-8.43	51.98	74.00	-22.02	peak		
2	*	14345.00	45.23	-8.43	36.80	54.00	-17.20	AVG		

*:Maximum data x:Over limit !:over margin

Operator: KK

File :TUV\Data :#556

Page: 1

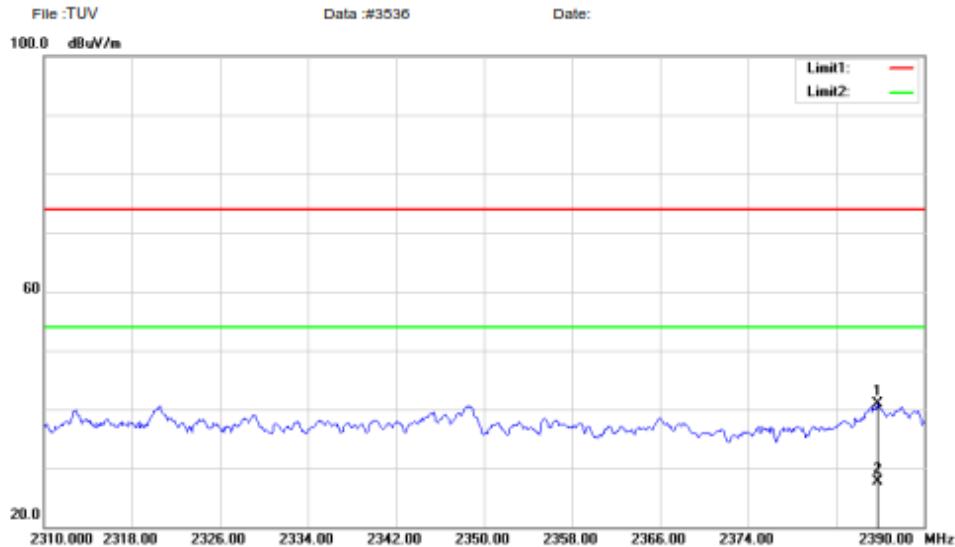
Produkte
 Products

2.3 Restricted Bands

Shenzhen EMTEK Co., Ltd.
 Bldg. 69, Najialong Industry Zone, Nanshan District, Shenzhen, Guangdong, 518052 P. R. China
 www.emtek.com.cn Tel:+86-755-2695 4280 Fax:+86-755-2695 4282



Radiated Emission Measurement



Site #1 Polarization: **Horizontal** Temperature: 22
 Limit: (RE)FCC PART 15 C Power: AC 120V/60Hz Humidity: 55 %
 EUT: Android 10" Tablet
 M/N: NS-P10A8100
 Mode:BLE 2402
 Note:

No.	Mk.	Freq.	Reading Level	Correct Factor	Measurement	Limit	Over	Antenna Height	Table Degree	
		MHz	dBuV	dB	dBuV/m	dBuV/m	dB	Detector	cm	degree
1		2385.760	55.16	-14.25	40.91	74.00	-33.09	peak	0	
2	*	2385.760	41.93	-14.25	27.68	54.00	-26.32	AVG	0	

*:Maximum data x:Over limit !:over margin

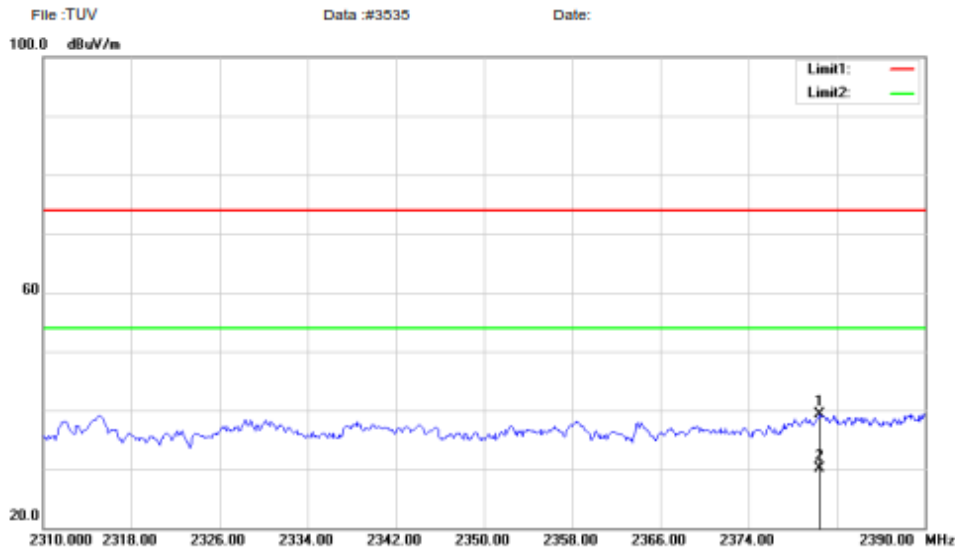
Operator: KK

Produkte
 Products

Shenzhen EMTEK Co., Ltd.
 Bldg. 69, Majialong Industry Zone, Nanshan District, Shenzhen, Guangdong, 518052 P. R. China
 www.emtek.com.cn Tel: +86-755-2695 4280 Fax: +86-755-2695 4282



Radiated Emission Measurement



Site #1 Polarization: **Vertical** Temperature: 22
 Limit: (RE)FCC PART 15 C Power: AC 120V/60Hz Humidity: 55 %
 EUT: Android 10" Tablet
 M/N: NS-P10A8100
 Mode: BLE 2402
 Note:

No.	Mk.	Freq.	Reading Level	Correct Factor	Measurement	Limit	Over	Antenna Height	Table Degree	
		MHz	dBuV	dB	dBuV/m	dBuV/m	dB	cm	degree	Comment
1		2380.400	53.47	-14.26	39.21	74.00	-34.79	peak	0	
2	*	2380.400	44.40	-14.26	30.14	54.00	-23.86	AVG	0	

*:Maximum data x:Over limit !:over margin

Operator: KK

File: TUV\Data: #3535

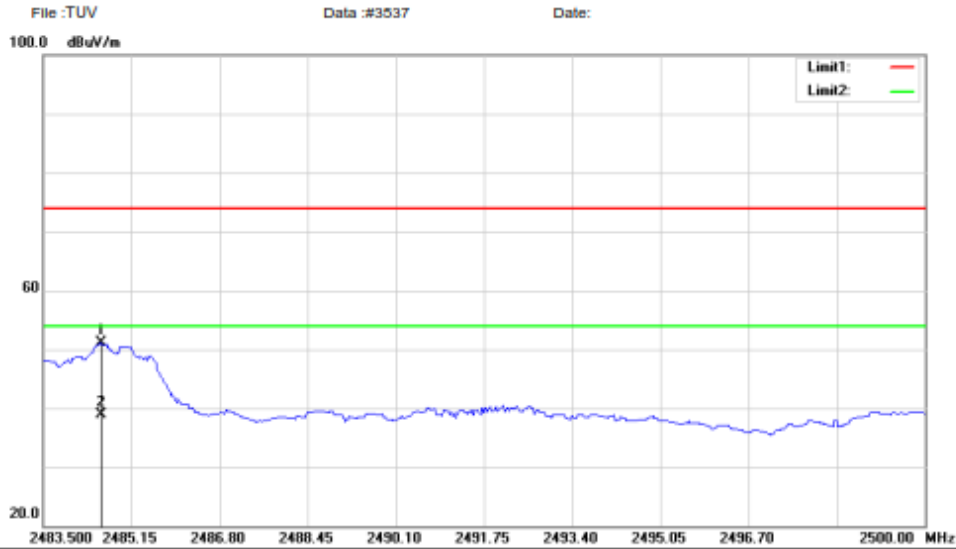
Page: 1

Produkte
 Products

Shenzhen EMTEK Co., Ltd.
 Bldg. 69, Majialong Industry Zone, Nanshan District, Shenzhen, Guangdong, 518062 P. R. China
 www.emtek.com.cn Tel:+86-755-2695 4280 Fax:+86-755-2695 4282



Radiated Emission Measurement



Site #1 Polarization: **Horizontal** Temperature: 22
 Limit: (RE)FCC PART 15 C Power: AC 120V/60Hz Humidity: 55 %
 EUT: Android 10" Tablet
 M/N: NS-P10A8100
 Mode:BLE 2480
 Note:

No.	Mk.	Freq.	Reading Level	Correct Factor	Measurement	Limit	Over	Antenna Height	Table Degree	
		MHz	dBuV	dB	dBuV/m	dBuV/m	dB	cm	degree	Comment
1		2484.589	64.83	-13.75	51.08	74.00	-22.92	peak	0	
2	*	2484.589	52.70	-13.75	38.95	54.00	-15.05	AVG	0	

*:Maximum data x:Over limit !:over margin

Operator: KK

File :TUVData :#3537

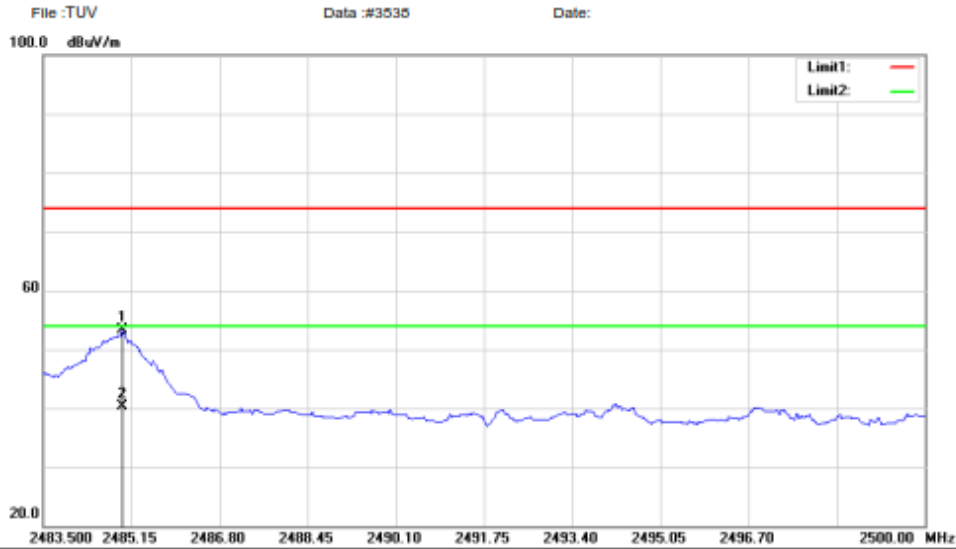
Page: 1

Produkte
 Products

Shenzhen EMTEK Co., Ltd.
 Bldg. 69, Majialong Industry Zone, Nanshan District, Shenzhen, Guangdong, 518062 P. R. China
 www.emtek.com.cn Tel:+86-755-2695 4280 Fax:+86-755-2695 4282



Radiated Emission Measurement



Site #1 Polarization: **Vertical** Temperature: 22
 Limit: (RE)FCC PART 15 C Power: AC 120V/60Hz Humidity: 55 %
 EUT: Android 10" Tablet
 M/N: NS-P10A8100
 Mode:BLE 2480
 Note:

No.	Mk.	Freq.	Reading Level	Correct Factor	Measurement	Limit	Over	Antenna Height	Table Degree	
		MHz	dBuV	dB	dBuV/m	dBuV/m	dB	cm	degree	Comment
1		2484.985	67.03	-13.75	53.28	74.00	-20.72	peak	0	
2	*	2484.985	53.96	-13.75	40.21	54.00	-13.79	AVG	0	

*:Maximum data x:Over limit !:over margin

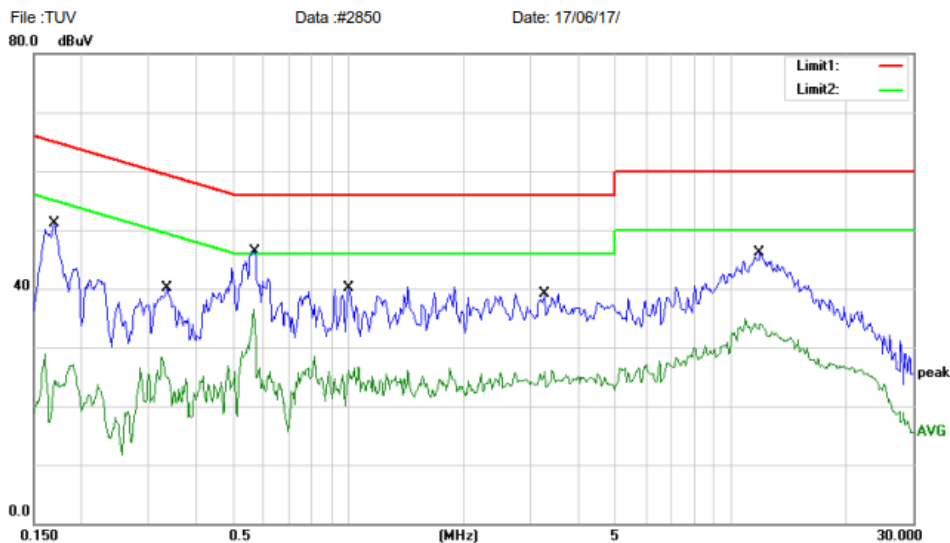
Operator: KK

3. Conducted Emissions

Shenzhen EMTEK Co., Ltd.
 Bldg. 69, Majialong Industry Zone, Nanshan District, Shenzhen, Guangdong, 518052 P. R. China
 www.emtek.com.cn Tel:+86-755-2695 4280 Fax:+86-755-2695 4282



Conducted Emission Measurement



Site Conduction #1 Phase: **L1** Temperature: 22
 Limit: (CE)FCC PART 15 C Power: AC 120V/60Hz Humidity: 55 %
 EUT: Insignia Flex Android 10" Tablet
 M/N: NS-P10A8100
 Mode: WIFI+BT ON
 Note:

No.	Mk.	Freq.	Reading Level	Correct Factor	Measurement	Limit	Over	Detector	Comment
		MHz	dBuV	dB	dBuV	dBuV	dB		
1		0.1700	51.08	0.00	51.08	64.96	-13.88	QP	
2		0.1700	24.39	0.00	24.39	54.96	-30.57	AVG	
3		0.3350	40.17	0.00	40.17	59.33	-19.16	QP	
4		0.3350	28.34	0.00	28.34	49.33	-20.99	AVG	
5		0.5670	46.39	0.00	46.39	56.00	-9.61	QP	
6	*	0.5670	36.50	0.00	36.50	46.00	-9.50	AVG	
7		1.0000	40.01	0.00	40.01	56.00	-15.99	QP	
8		1.0000	26.10	0.00	26.10	46.00	-19.90	AVG	
9		3.2650	39.17	0.00	39.17	56.00	-16.83	QP	
10		3.2650	25.84	0.00	25.84	46.00	-20.16	AVG	
11		11.8700	46.13	0.00	46.13	60.00	-13.87	QP	
12		11.8700	33.93	0.00	33.93	50.00	-16.07	AVG	

*:Maximum data x:Over limit !:over margin Comment: Factor build in receiver. Operator: Stan

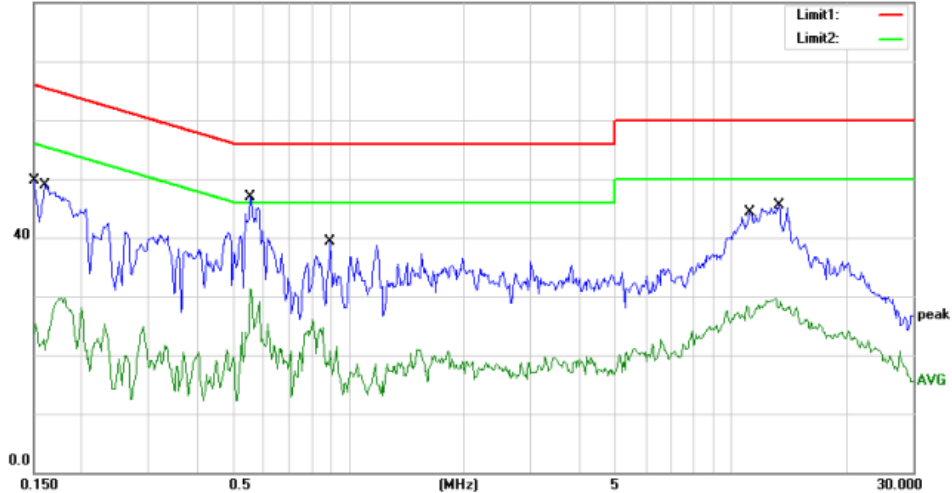
Produkte
 Products

Shenzhen EMTEK Co., Ltd.
 Bldg. 69, Majialong Industry Zone, Nanshan District, Shenzhen, Guangdong, 518052 P. R. China
 www.emtek.com.cn Tel:+86-755-2695 4280 Fax:+86-755-2695 4282



Conducted Emission Measurement

File :TUV Data :#2849 Date: 17/06/17/



Site Conduction #1 Phase: **N** Temperature: 22
 Limit: (CE)FCC PART 15 C Power: AC 120V/60Hz Humidity: 55 %
 EUT: Insignia Flex Android 10" Tablet
 M/N: NS-P10A8100
 Mode: WIFI+BT ON
 Note:

No.	Mk.	Freq.	Reading Level	Correct Factor	Measurement	Limit	Over	Detector	Comment
		MHz	dBuV	dB	dBuV	dBuV	dB		
1		0.1500	49.72	0.00	49.72	66.00	-16.28	QP	
2		0.1500	23.65	0.00	23.65	56.00	-32.35	AVG	
3		0.1600	48.95	0.00	48.95	65.46	-16.51	QP	
4		0.1600	24.37	0.00	24.37	55.46	-31.09	AVG	
5	*	0.5550	46.81	0.00	46.81	56.00	-9.19	QP	
6		0.5550	31.28	0.00	31.28	46.00	-14.72	AVG	
7		0.8950	39.24	0.00	39.24	56.00	-16.76	QP	
8		0.8950	20.79	0.00	20.79	46.00	-25.21	AVG	
9		11.1975	44.29	0.00	44.29	60.00	-15.71	QP	
10		11.1975	28.33	0.00	28.33	50.00	-21.67	AVG	
11		13.3700	45.57	0.00	45.57	60.00	-14.43	QP	
12		13.3700	29.06	0.00	29.06	50.00	-20.94	AVG	

*:Maximum data x:Over limit !:over margin Comment: Factor build in receiver. Operator: Stan