

# FCC Radio Test Report

## FCC ID: XMF-MID1008

### FCC Class II Permissive Change

**Report No.** : TB-FCC145088  
**Applicant** : Lightcomm Technology Co., Ltd.  
**Equipment Under Test (EUT)**  
**EUT Name** : MID  
**Model No.** : MID1008-L  
**Series Model No.** : DL1010Q, DL1008M  
**Brand Name** : N/A  
**Receipt Date** : 2015-08-12  
**Test Date** : 2015-08-12 to 2015-08-17  
**Issue Date** : 2015-08-18  
**Standards** : FCC Part 15: 2014, Subpart C(15.247)  
**Test Method** : ANSI C63.10:2013  
**Conclusions** : **PASS**

In the configuration tested, the EUT complied with the standards specified above,  
The EUT technically complies with the FCC requirements

**Test/Witness Engineer** :

*WAN SU*

**Approved & Authorized** :

*Ray*



This report details the results of the testing carried out on one sample. The results contained in this test report do not relate to other samples of the same product. The manufacturer should ensure that all products in series production are in conformity with the product sample detailed in the report.



---

---

## Contents

|   |           |
|---|-----------|
| <b>CONTENTS</b> .....   | <b>2</b>  |
| <b>1. GENERAL INFORMATION ABOUT EUT</b> .....                     | <b>3</b>  |
| 1.1 Client Information.....                                       | 3         |
| 1.2 General Description of EUT (Equipment Under Test) .....       | 3         |
| 1.3 Block Diagram Showing the Configuration of System Tested..... | 5         |
| 1.4 Description of Support Units .....                            | 5         |
| 1.5 Description of Test Mode.....                                 | 5         |
| 1.6 Description of Test Software Setting .....                    | 6         |
| 1.7 Measurement Uncertainty .....                                 | 7         |
| 1.8 Test Facility.....  | 7         |
| <b>2. TEST SUMMARY</b> .....                                      | <b>8</b>  |
| <b>3. TEST EQUIPMENT</b> .....                                    | <b>9</b>  |
| <b>4. CONDUCTED EMISSION TEST</b> .....                           | <b>10</b> |
| 4.1 Test Standard and Limit.....                                  | 10        |
| 4.2 Test Setup.....   | 10        |
| 4.3 Test Procedure.....   | 10        |
| 4.4 EUT Operating Mode .....                                      | 11        |
| 4.5 Test Data.....  | 11        |
| <b>5. RADIATED EMISSION TEST</b> .....                            | <b>16</b> |
| 5.1 Test Standard and Limit.....                                  | 16        |
| 5.2 Test Setup.....   | 17        |
| 5.3 Test Procedure.....   | 18        |
| 5.4 EUT Operating Condition .....                                 | 18        |
| 5.5 EUT Operating Condition .....                                 | 19        |
| <b>6. RESTRICTED BANDS REQUIREMENT</b> .....                      | <b>38</b> |
| 6.1 Test Standard and Limit.....                                  | 38        |
| 6.2 Test Setup.....   | 38        |
| 6.3 Test Procedure.....   | 38        |
| 6.4 EUT Operating Condition .....                                 | 38        |
| <b>7. ANTENNA REQUIREMENT</b> .....                               | <b>48</b> |
| 7.1 Standard Requirement.....                                     | 48        |
| 7.2 Antenna Connected Construction .....                          | 48        |



# 1. General Information about EUT

## 1.1 Client Information

**Applicant** : Lightcomm Technology Co., Ltd.  
**Address** : RM 1708-10, 17/F, PROSPERITY CENTRE, 25 CHONG YIP STREET, KWUN TONG, KOWLOON, HONG KONG  
**Manufacturer** : Huizhou Hengdu Electronics Co., Ltd.  
**Address** : DIP South Area, Huiao Highway, Huizhou, Guangdong, China

## 1.2 General Description of EUT (Equipment Under Test)

|                               |   |  |
|-------------------------------|---|--|
| <b>EUT Name</b>               | : | MID  |
| <b>Models No.</b>             | : | MID1008-L, DL1010Q, DL1008M  |
| <b>Model Difference</b>       | : | All the other models are identical in the same PCB layout, interior structure and electrical circuits, The only difference is model name for commercial purpose. |
| <b>Product Description</b>    | : | Operation Frequency:<br>Bluetooth:2402~2480MHz   |
|                               | : | Number of Channel: Bluetooth:79 Channels <b>see note (2)</b>   |
|                               | : | Max Peak Output Power: GFSK: 2.918 dBm (Conducted Power)   |
|                               | : | Antenna Gain: 0 dBi FPC Antenna  |
|                               | : | Modulation Type: GFSK 1Mbps(1 Mbps)<br>$\pi$ /4-DQPSK(2 Mbps)<br>8-DPSK(3 Mbps)  |
| <b>Power Supply</b>           | : | DC power supplied by AC/DC Adapter<br>DC Voltage supplied from Li-Polymer battery.   |
| <b>Power Rating</b>           | : | USB DC 5V form PC.<br>AC/DC Adapter(TEKA012-0502000UK):<br>Input: AC 100~240V 50/60Hz 0.35A Max. Output: DC 5V 2.0A<br>DC 3.7V 5000mAh from Li-Polymer battery   |
| <b>Connecting I/O Port(S)</b> | : | The equipent have USB port for link with PC, so the equipment is considered as a Computing Device Peripheral.<br>Please refer to the User's Manual               |

### Note:

- (1) For a more detailed features description, please refer to the manufacturer's specifications or the User's Manual.
- (2) This Test Report is FCC Part 15.247 for Bluetooth, and test procedure in accordance with Public Notice: DA 00-705.
- (3) Channel List:

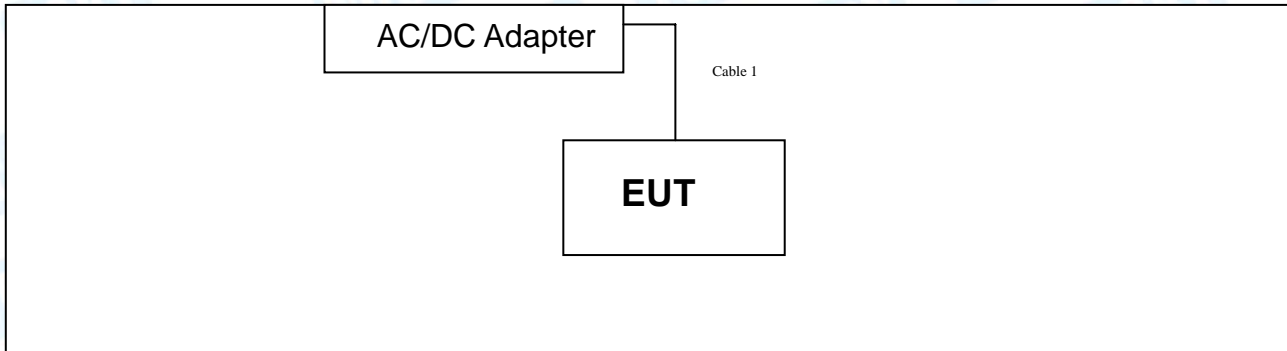


| Channel   | Frequency (MHz) | Channel   | Frequency (MHz) | Channel   | Frequency (MHz) |
|-----------|-----------------|-----------|-----------------|-----------|-----------------|
| <b>00</b> | <b>2402</b>     | 27        | 2429            | 54        | 2456            |
| 01        | 2403            | 28        | 2430            | 55        | 2457            |
| 02        | 2404            | 29        | 2431            | 56        | 2458            |
| 03        | 2405            | 30        | 2432            | 57        | 2459            |
| 04        | 2406            | 31        | 2433            | 58        | 2460            |
| 05        | 2407            | 32        | 2434            | 59        | 2461            |
| 06        | 2408            | 33        | 2435            | 60        | 2462            |
| 07        | 2409            | 34        | 2436            | 61        | 2463            |
| 08        | 2410            | 35        | 2437            | 62        | 2464            |
| 09        | 2411            | 36        | 2438            | 63        | 2465            |
| 10        | 2412            | 37        | 2439            | 64        | 2466            |
| 11        | 2413            | 38        | 2440            | 65        | 2467            |
| 12        | 2414            | <b>39</b> | <b>2441</b>     | 66        | 2468            |
| 13        | 2415            | 40        | 2442            | 67        | 2469            |
| 14        | 2416            | 41        | 2443            | 68        | 2470            |
| 15        | 2417            | 42        | 2444            | 69        | 2471            |
| 16        | 2418            | 43        | 2445            | 70        | 2472            |
| 17        | 2419            | 44        | 2446            | 71        | 2473            |
| 18        | 2420            | 45        | 2447            | 72        | 2474            |
| 19        | 2421            | 46        | 2448            | 73        | 2475            |
| 20        | 2422            | 47        | 2449            | 74        | 2476            |
| 21        | 2423            | 48        | 2450            | 75        | 2477            |
| 22        | 2424            | 49        | 2451            | 76        | 2478            |
| 23        | 2425            | 50        | 2452            | 77        | 2479            |
| 24        | 2426            | 51        | 2453            | <b>78</b> | <b>2480</b>     |
| 25        | 2427            | 52        | 2454            |           |                 |
| 26        | 2428            | 53        | 2455            |           |                 |

(4) The Antenna information about the equipment is provided by the applicant.

### 1.3 Block Diagram Showing the Configuration of System Tested

#### TX Mode



### 1.4 Description of Support Units

| Equipment Information |               |              |              |             |
|-----------------------|---------------|--------------|--------------|-------------|
| Name                  | Model         | FCC ID/DOC   | Manufacturer | Used “√”    |
|                       |               |              |              |             |
| Cable Information     |               |              |              |             |
| Number                | Shielded Type | Ferrite Core | Length       | Note        |
| Cable 1               | No            | No           | 1.0M         | Accessories |

### 1.5 Description of Test Mode

To investigate the maximum EMI emission characteristics generated from EUT, the test system was pre-scanning tested based on the consideration of following EUT operation mode or test configuration mode which possibly have effect on EMI emission level. Each of these EUT operation mode(s) or test configuration mode(s) mentioned follows was evaluated respectively.

| For Conducted Test |                            |
|--------------------|----------------------------|
| Final Test Mode    | Description                |
| Mode 1             | AC Charging with TX B Mode |

| For Radiated Test |   |
|-------------------|---|
| Final Test Mode   | Description                               |
| Mode 1            | AC Charging with TX B Mode                |
| Mode 2            | TX Mode(GFSK) Channel 00/39/78            |
| Mode 3            | TX Mode( $\pi/4$ -DQPSK) Channel 00/39/78 |



|        |                                  |
|--------|----------------------------------|
| Mode 4 | TX Mode(8-DPSK) Channel 00/39/78 |
| Mode 5 | Hopping Mode(GFSK)               |
| Mode 6 | Hopping Mode( $\pi/4$ -DQPSK)    |
| Mode 7 | Hopping Mode(8-DPSK)             |

**Note:**

- (1) For all test, we have verified the construction and function in typical operation. And all the test modes were carried out with the EUT in transmitting operation in maximum power with all kinds of data rate. We have pretested all the test mode above.

According to ANSI C63.10 standards, the measurements are performed at the highest, middle, lowest available channels, and the worst case data rate as follows:

TX Mode: GFSK (1 Mbps)

TX Mode: 8-DPSK (3 Mbps)

- (2) The EUT is considered a portable unit; it was pre-tested on the positioned of each 3 axis, X-plane, Y-plane and Z-plane. The worst case was found positioned on X-plane as the normal use. Therefore only the test data of this X-plane was used for radiated emission measurement test.

## 1.6 Description of Test Software Setting

During testing channel & Power controlling software provided by the customer was used to control the operating channel as well as the output power level. The RF output power selection is for the setting of RF output power expected by the customer and is going to be fixed on the firmware of the final end product power parameters of Bluetooth mode.

| Test Software Version | Test Program: Test Program: MTK Engineer Mode Open. apk |         |          |
|-----------------------|---|---------|----------|
| Frequency             | 2402 MHz  | 2441MHz | 2480 MHz |
| GFSK                  | DEF   | DEF     | DEF      |
| $\pi/4$ -DQPSK        | DEF   | DEF     | DEF      |
| 8-DPSK                | DEF   | DEF     | DEF      |



## 1.7 Measurement Uncertainty

The reported uncertainty of measurement  $y \pm U$ , where expanded uncertainty  $U$  is based on a standard uncertainty multiplied by a coverage factor of  $k=2$ , providing a level of confidence of approximately 95 %.

| Test Item          | Parameters                           | Expanded Uncertainty ( $U_{Lab}$ ) |
|--------------------|--------------------------------------|------------------------------------|
| Conducted Emission | Level Accuracy:<br>9kHz~150kHz       | $\pm 3.42$ dB                      |
|                    | 150kHz to 30MHz                      | $\pm 3.42$ dB                      |
| Radiated Emission  | Level Accuracy:<br>9kHz to 30 MHz    | $\pm 4.60$ dB                      |
| Radiated Emission  | Level Accuracy:<br>30MHz to 1000 MHz | $\pm 4.40$ dB                      |
| Radiated Emission  | Level Accuracy:<br>Above 1000MHz     | $\pm 4.20$ dB                      |

## 1.8 Test Facility

The testing report were performed by the Shenzhen Toby Technology Co., Ltd., in their facilities located at 1A/F., Bldg.6, Yusheng Industrial Zone, The National Road No.107 Xixiang Section 467, Xixiang, Bao'an, Shenzhen, Guangdong, China. At the time of testing, the following bodies accredited the Laboratory:

### **CNAS (L5813)**

The Laboratory has been accredited by CNAS to ISO/IEC 17025: 2005 General Requirements for the Competence of Testing and Calibration Laboratories for the competence in the field of testing. And the Registration No.: CNAS L5813.

### **FCC List No.: (811562)**

The Laboratory is listed in the United States of American Federal Communications Commission (FCC), and the registration number is 811562.

### **IC Registration No.: (11950A-1)**

The Laboratory has been registered by Certification and Engineering Bureau of Industry Canada for radio equipment testing. The site registration: Site# 11950A-1.

May 22, 2014 certificated by TUV Rheinland(China) Co., Ltd. with TUV certificate No.: UA 50282953 0001 and report No.: 17026822 002. The certificate is valid until the next scheduled audit or up to 18 months, at the discretion of TUV Rhineland.



## 2. Test Summary

| FCC Part 15 Subpart C(15.247)/ RSS 247 Issue 1 |                    |  |          |  |
|--|--------------------|--|----------|--|
| Standard Section                               |                    | Test Item                                  | Judgment | Remark   |
| FCC  | IC                 |  |          |  |
| 15.203   |                    | Antenna Requirement                        | PASS     | N/A  |
| 15.207   | RSS-GEN<br>7.2.2   | Conducted Emission                         | PASS     | N/A  |
| 15.205   | RSS-Gen<br>7.2.3   | Restricted Bands                           | PASS     | N/A  |
| 15.247(a)(1)                                   | RSS 247<br>5.1 (2) | Hopping Channel Separation                 | PASS     | N/A<br>Note(3)   |
| 15.247(a)(1)                                   | RSS 247<br>5.1 (4) | Dwell Time                                 | PASS     | N/A<br>Note(3)   |
| 15.247(b)(1)                                   | RSS 247<br>5.4 (2) | Peak Output Power                          | PASS     | N/A<br>Note(3)   |
| 15.247(b)(1)                                   | RSS 247<br>5.1 (4) | Number of Hopping<br>Frequency             | PASS     | N/A<br>Note(3)   |
| 15.247(c)                                      | RSS 247<br>5.5     | Radiated Spurious Emission                 | PASS     | N/A  |
| 15.247(a)                                      | RSS 247<br>5.1 (1) | 99% Occupied Bandwidth & 20dB<br>Bandwidth | PASS     | 99%OBW<br>GFSK:856.9851kHz<br>8-DPSK:<br>1084.10kHz<br>Note(3) |

Note (1): “/” for no requirement for this test item.  
 (2): N/A is an abbreviation for Not Applicable.  
 (3): This report is Class II change report for the original equipment have changed, the transmitter module itself has not changed. More information about the test data please refer to the original test report.



### 3. Test Equipment

| Conducted Emission Test |                                  |             |            |               |               |
|-------------------------|----------------------------------|-------------|------------|---------------|---------------|
| Equipment               | Manufacturer                     | Model No.   | Serial No. | Last Cal.     | Cal. Due Date |
| EMI Test Receiver       | Rohde & Schwarz                  | ESCI        | 100321     | Aug. 07, 2015 | Aug. 06, 2016 |
| RF Switching Unit       | Compliance Direction Systems Inc | RSU-A4      | 34403      | Aug. 07, 2015 | Aug. 06, 2016 |
| AMN                     | SCHWARZBECK                      | NNBL 8226-2 | 8226-2/164 | Aug. 07, 2015 | Aug. 06, 2016 |
| LISN                    | Rohde & Schwarz                  | ENV216      | 101131     | Aug. 07, 2015 | Aug. 06, 2016 |
| Radiation Emission Test |                                  |             |            |               |               |
| Equipment               | Manufacturer                     | Model No.   | Serial No. | Last Cal.     | Cal. Due Date |
| Spectrum Analyzer       | Agilent                          | E4407B      | MY45106456 | Sep. 01, 2014 | Aug. 31, 2015 |
| EMI Test Receiver       | Rohde & Schwarz                  | ESCI        | 100010/007 | Aug. 07, 2015 | Aug. 06, 2016 |
| Bilog Antenna           | ETS-LINDGREN                     | 3142E       | 00117537   | Mar. 28, 2015 | Mar. 27, 2016 |
| Bilog Antenna           | ETS-LINDGREN                     | 3142E       | 00117542   | Mar. 28, 2015 | Mar. 27, 2016 |
| Horn Antenna            | ETS-LINDGREN                     | 3117        | 00143207   | Mar. 28, 2015 | Mar. 27, 2016 |
| Horn Antenna            | ETS-LINDGREN                     | 3117        | 00143209   | Mar. 28, 2015 | Mar. 27, 2016 |
| Pre-amplifier           | Sonoma                           | 310N        | 185903     | Mar. 28, 2015 | Mar. 27, 2016 |
| Pre-amplifier           | HP                               | 8447B       | 3008A00849 | Mar. 28, 2015 | Mar. 27, 2016 |
| Cable                   | HUBER+SUHNER                     | 100         | SUCOFLEX   | Mar. 28, 2015 | Mar. 27, 2016 |
| Positioning Controller  | ETS-LINDGREN                     | 2090        | N/A        | N/A           | N/A           |



## 4. Conducted Emission Test

### 4.1 Test Standard and Limit

4.1.1 Test Standard  
FCC Part 15.207

4.1.2 Test Limit

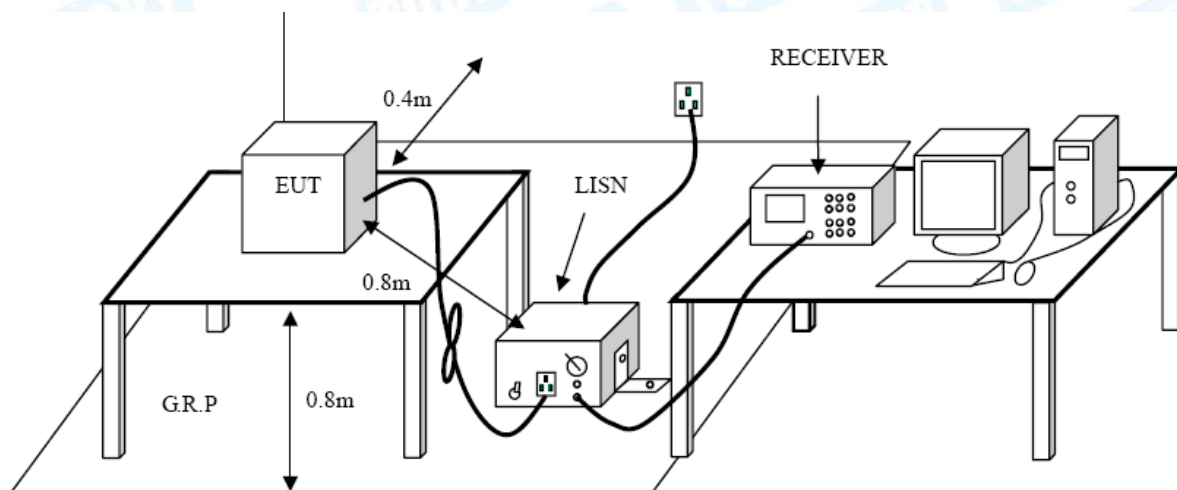
**Conducted Emission Test Limit**

| Frequency     | Maximum RF Line Voltage (dB $\mu$ V) |               |
|---------------|--------------------------------------|---------------|
|               | Quasi-peak Level                     | Average Level |
| 150kHz~500kHz | 66 ~ 56 *                            | 56 ~ 46 *     |
| 500kHz~5MHz   | 56                                   | 46            |
| 5MHz~30MHz    | 60                                   | 50            |

Notes:

- (1) \*Decreasing linearly with logarithm of the frequency.
- (2) The lower limit shall apply at the transition frequencies.
- (3) The limit decrease in line with the logarithm of the frequency in the range of 0.15 to 0.50MHz.

### 4.2 Test Setup



### 4.3 Test Procedure

The EUT was placed 0.8 meters from the horizontal ground plane with EUT being connected to the power mains through a line impedance stabilization network (LISN). All other support equipments powered from additional LISN(s). The LISN provide 50 Ohm/ 50uH of coupling impedance for the measuring instrument.

Interconnecting cables that hang closer than 40 cm to the ground plane shall be folded back and forth in the center forming a bundle 30 to 40 cm long.



I/O cables that are not connected to a peripheral shall be bundled in the center. The end of the cable may be terminated, if required, using the correct terminating impedance. The overall length shall not exceed 1 m.

LISN at least 80 cm from nearest part of EUT chassis

The bandwidth of EMI test receiver is set at 9kHz, and the test frequency band is from 0.15MHz to 30MHz.

#### 4.4 EUT Operating Mode

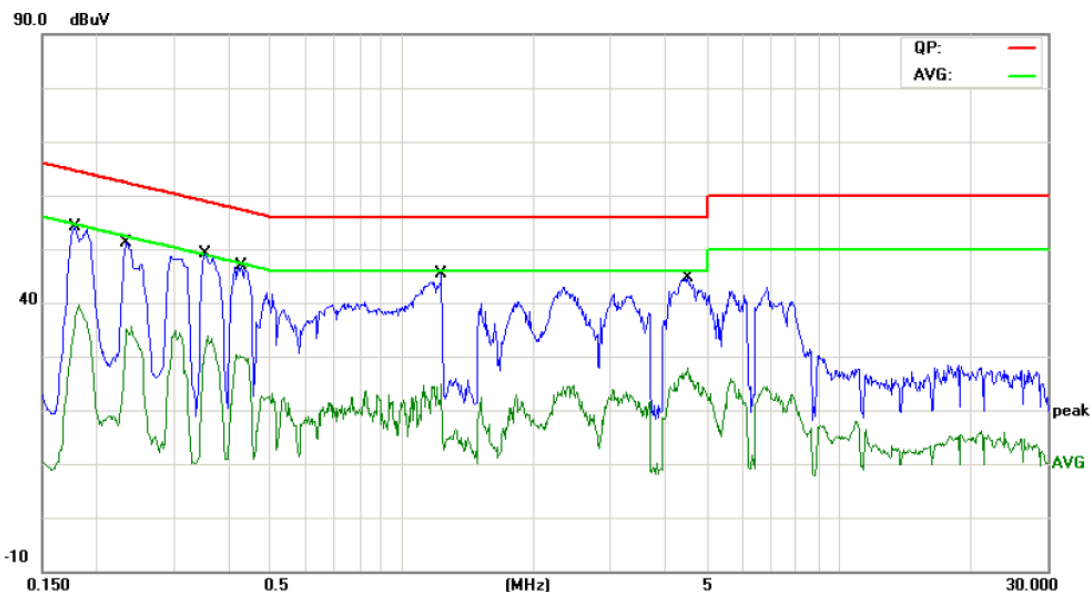
Please refer to the description of test mode.

#### 4.5 Test Data

Please see the next page.



|                      |  |                           |           |
|----------------------|--|---------------------------|-----------|
| <b>EUT:</b>          | MID                                    | <b>Model Name :</b>       | MID1008-L |
| <b>Temperature:</b>  | 25 °C                                  | <b>Relative Humidity:</b> | 55%       |
| <b>Test Voltage:</b> | AC 240V/60 Hz                          |                           |           |
| <b>Terminal:</b>     | Line                                   |                           |           |
| <b>Test Mode:</b>    | AC Charging with TX GFSK Mode 2402 MHz |                           |           |
| <b>Remark:</b>       | Only worse case is reported            |                           |           |

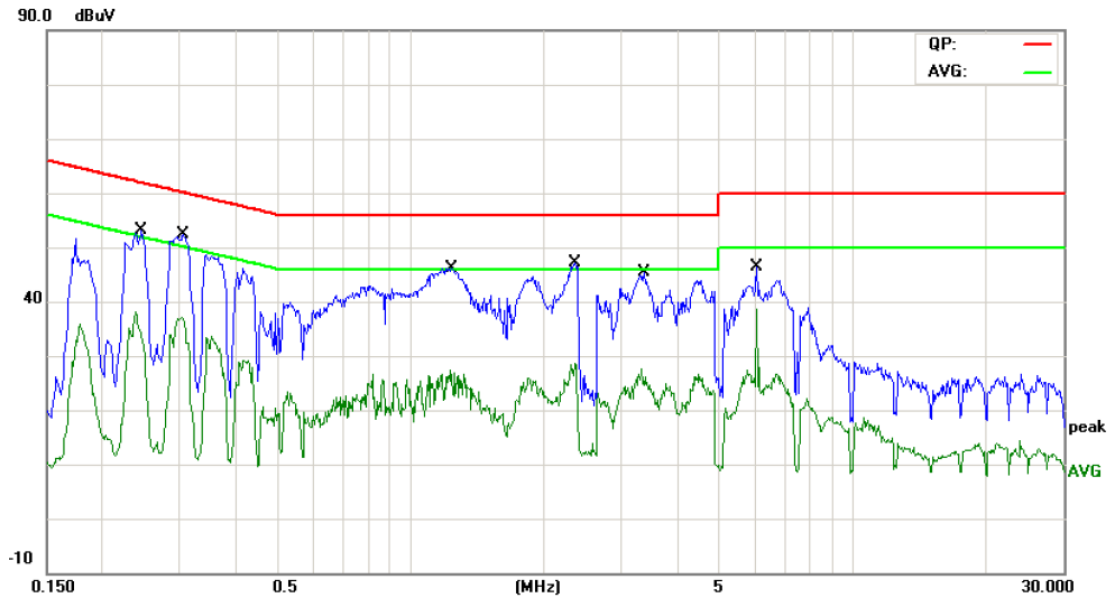


| No. | Mk. | Freq.<br>MHz | Reading<br>Level<br>dBuV | Correct<br>Factor<br>dB | Measure-<br>ment<br>dBuV | Limit<br>dBuV | Over<br>dB | Detector |
|-----|-----|--------------|--------------------------|-------------------------|--------------------------|---------------|------------|----------|
| 1   |     | 0.1779       | 43.95                    | 10.12                   | 54.07                    | 64.58         | -10.51     | QP       |
| 2   |     | 0.1779       | 27.15                    | 10.12                   | 37.27                    | 54.58         | -17.31     | AVG      |
| 3   |     | 0.2340       | 41.08                    | 10.11                   | 51.19                    | 62.30         | -11.11     | QP       |
| 4   |     | 0.2340       | 25.12                    | 10.11                   | 35.23                    | 52.30         | -17.07     | AVG      |
| 5   | *   | 0.3537       | 39.09                    | 10.07                   | 49.16                    | 58.87         | -9.71      | QP       |
| 6   |     | 0.3537       | 20.97                    | 10.07                   | 31.04                    | 48.87         | -17.83     | AVG      |
| 7   |     | 0.4299       | 36.88                    | 10.04                   | 46.92                    | 57.25         | -10.33     | QP       |
| 8   |     | 0.4299       | 19.79                    | 10.04                   | 29.83                    | 47.25         | -17.42     | AVG      |
| 9   |     | 1.2338       | 35.23                    | 10.14                   | 45.37                    | 56.00         | -10.63     | QP       |
| 10  |     | 1.2338       | 14.61                    | 10.14                   | 24.75                    | 46.00         | -21.25     | AVG      |
| 11  |     | 4.5019       | 34.52                    | 10.06                   | 44.58                    | 56.00         | -11.42     | QP       |
| 12  |     | 4.5019       | 17.92                    | 10.06                   | 27.98                    | 46.00         | -18.02     | AVG      |

\*:Maximum data    x:Over limit    !:over margin

**Emission Level= Read Level+ Correct Factor**

|                      |  |                           |           |
|----------------------|--|---------------------------|-----------|
| <b>EUT:</b>          | MID                                    | <b>Model Name :</b>       | MID1008-L |
| <b>Temperature:</b>  | 25 °C                                  | <b>Relative Humidity:</b> | 55%       |
| <b>Test Voltage:</b> | AC 240V/60 Hz                          |                           |           |
| <b>Terminal:</b>     | Neutral                                |                           |           |
| <b>Test Mode:</b>    | AC Charging with TX GFSK Mode 2402 MHz |                           |           |
| <b>Remark:</b>       | Only worse case is reported            |                           |           |



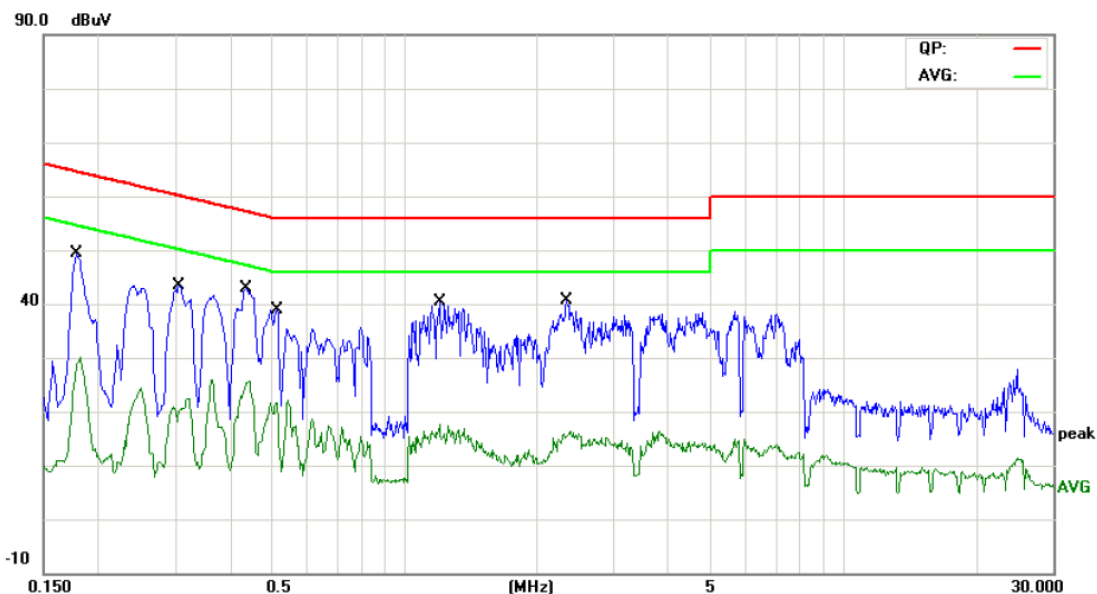
| No. | Mk. | Freq.<br>MHz | Reading<br>Level<br>dBuV | Correct<br>Factor<br>dB | Measure-<br>ment<br>dBuV | Limit<br>dBuV | Over<br>dB | Detector |
|-----|-----|--------------|--------------------------|-------------------------|--------------------------|---------------|------------|----------|
| 1   |     | 0.2459       | 43.03                    | 10.02                   | 53.05                    | 61.89         | -8.84      | QP       |
| 2   |     | 0.2459       | 23.64                    | 10.02                   | 33.66                    | 51.89         | -18.23     | AVG      |
| 3   | *   | 0.3059       | 42.31                    | 10.02                   | 52.33                    | 60.08         | -7.75      | QP       |
| 4   |     | 0.3059       | 26.83                    | 10.02                   | 36.85                    | 50.08         | -13.23     | AVG      |
| 5   |     | 1.2419       | 36.06                    | 10.06                   | 46.12                    | 56.00         | -9.88      | QP       |
| 6   |     | 1.2419       | 16.11                    | 10.06                   | 26.17                    | 46.00         | -19.83     | AVG      |
| 7   |     | 2.3580       | 37.18                    | 10.05                   | 47.23                    | 56.00         | -8.77      | QP       |
| 8   |     | 2.3580       | 18.68                    | 10.05                   | 28.73                    | 46.00         | -17.27     | AVG      |
| 9   |     | 3.3660       | 35.29                    | 10.01                   | 45.30                    | 56.00         | -10.70     | QP       |
| 10  |     | 3.3660       | 14.57                    | 10.01                   | 24.58                    | 46.00         | -21.42     | AVG      |
| 11  |     | 6.0658       | 36.25                    | 10.01                   | 46.26                    | 60.00         | -13.74     | QP       |
| 12  |     | 6.0658       | 28.72                    | 10.01                   | 38.73                    | 50.00         | -11.27     | AVG      |

\*:Maximum data    x:Over limit    !:over margin

**Emission Level= Read Level+ Correct Factor**



|                      |  |                           |           |
|----------------------|--|---------------------------|-----------|
| <b>EUT:</b>          | MID                                    | <b>Model Name :</b>       | MID1008-L |
| <b>Temperature:</b>  | 25 °C                                  | <b>Relative Humidity:</b> | 55%       |
| <b>Test Voltage:</b> | AC 120V/60 Hz                          |                           |           |
| <b>Terminal:</b>     | Line                                   |                           |           |
| <b>Test Mode:</b>    | AC Charging with TX GFSK Mode 2402 MHz |                           |           |
| <b>Remark:</b>       | Only worse case is reported            |                           |           |

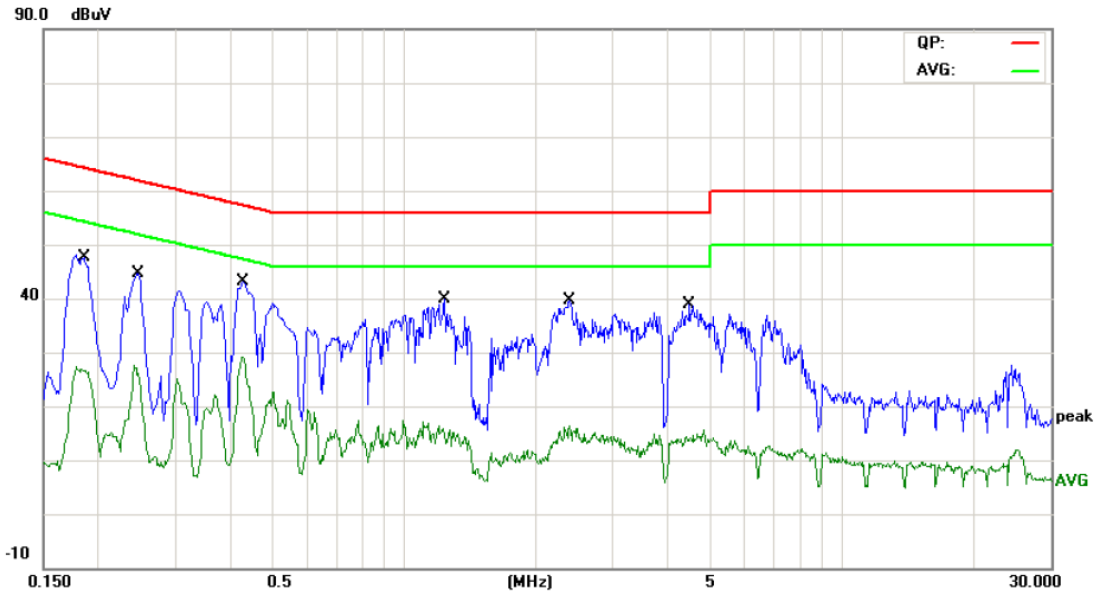


| No. | Mk. | Freq.<br>MHz | Reading<br>Level<br>dBuV | Correct<br>Factor<br>dB | Measure-<br>ment<br>dBuV | Limit<br>dBuV | Over<br>dB | Detector |
|-----|-----|--------------|--------------------------|-------------------------|--------------------------|---------------|------------|----------|
| 1   |     | 0.1780       | 39.46                    | 9.98                    | 49.44                    | 64.57         | -15.13     | QP       |
| 2   |     | 0.1780       | 18.80                    | 9.98                    | 28.78                    | 54.57         | -25.79     | AVG      |
| 3   |     | 0.3060       | 33.46                    | 10.02                   | 43.48                    | 60.08         | -16.60     | QP       |
| 4   |     | 0.3060       | 9.85                     | 10.02                   | 19.87                    | 50.08         | -30.21     | AVG      |
| 5   | *   | 0.4340       | 32.97                    | 10.02                   | 42.99                    | 57.18         | -14.19     | QP       |
| 6   |     | 0.4340       | 15.31                    | 10.02                   | 25.33                    | 47.18         | -21.85     | AVG      |
| 7   |     | 0.5100       | 28.79                    | 10.02                   | 38.81                    | 56.00         | -17.19     | QP       |
| 8   |     | 0.5100       | 11.55                    | 10.02                   | 21.57                    | 46.00         | -24.43     | AVG      |
| 9   |     | 1.2020       | 30.30                    | 10.06                   | 40.36                    | 56.00         | -15.64     | QP       |
| 10  |     | 1.2059       | 5.86                     | 10.06                   | 15.92                    | 46.00         | -30.08     | AVG      |
| 11  |     | 2.3340       | 30.70                    | 10.05                   | 40.75                    | 56.00         | -15.25     | QP       |
| 12  |     | 2.3340       | 5.29                     | 10.05                   | 15.34                    | 46.00         | -30.66     | AVG      |

\*:Maximum data    x:Over limit    !:over margin

**Emission Level= Read Level+ Correct Factor**

|                      |  |                           |           |
|----------------------|--|---------------------------|-----------|
| <b>EUT:</b>          | MID                                    | <b>Model Name :</b>       | MID1008-L |
| <b>Temperature:</b>  | 25 °C                                  | <b>Relative Humidity:</b> | 55%       |
| <b>Test Voltage:</b> | AC 120V/60 Hz                          |                           |           |
| <b>Terminal:</b>     | Neutral                                |                           |           |
| <b>Test Mode:</b>    | AC Charging with TX GFSK Mode 2402 MHz |                           |           |
| <b>Remark:</b>       | Only worse case is reported            |                           |           |



| No. | Mk. | Freq.<br>MHz | Reading<br>Level<br>dBuV | Correct<br>Factor<br>dB | Measure-<br>ment<br>dBuV | Limit<br>dBuV | Over<br>dB | Detector |
|-----|-----|--------------|--------------------------|-------------------------|--------------------------|---------------|------------|----------|
| 1   |     | 0.1860       | 37.64                    | 9.99                    | 47.63                    | 64.21         | -16.58     | QP       |
| 2   |     | 0.1860       | 16.53                    | 9.99                    | 26.52                    | 54.21         | -27.69     | AVG      |
| 3   |     | 0.2468       | 34.59                    | 10.02                   | 44.61                    | 61.86         | -17.25     | QP       |
| 4   |     | 0.2468       | 14.87                    | 10.02                   | 24.89                    | 51.86         | -26.97     | AVG      |
| 5   | *   | 0.4300       | 33.16                    | 10.02                   | 43.18                    | 57.25         | -14.07     | QP       |
| 6   |     | 0.4300       | 19.01                    | 10.02                   | 29.03                    | 47.25         | -18.22     | AVG      |
| 7   |     | 1.2380       | 29.84                    | 10.06                   | 39.90                    | 56.00         | -16.10     | QP       |
| 8   |     | 1.2380       | 4.98                     | 10.06                   | 15.04                    | 46.00         | -30.96     | AVG      |
| 9   |     | 2.3860       | 29.65                    | 10.05                   | 39.70                    | 56.00         | -16.30     | QP       |
| 10  |     | 2.3860       | 6.23                     | 10.05                   | 16.28                    | 46.00         | -29.72     | AVG      |
| 11  |     | 4.4859       | 28.86                    | 9.98                    | 38.84                    | 56.00         | -17.16     | QP       |
| 12  |     | 4.4859       | 3.72                     | 9.98                    | 13.70                    | 46.00         | -32.30     | AVG      |

\*:Maximum data    x:Over limit    !:over margin

**Emission Level= Read Level+ Correct Factor**



## 5. Radiated Emission Test

### 5.1 Test Standard and Limit

#### 5.1.1 Test Standard

FCC Part 15.209

#### 5.1.2 Test Limit

#### Radiated Emission Limit (9 kHz~1000MHz)

| Frequency (MHz) | Field Strength (microvolt/meter) | Measurement Distance (meters) |
|-----------------|----------------------------------|-------------------------------|
| 0.009~0.490     | 2400/F(KHz)                      | 300                           |
| 0.490~1.705     | 24000/F(KHz)                     | 30                            |
| 1.705~30.0      | 30                               | 30                            |
| 30~88           | 100                              | 3                             |
| 88~216          | 150                              | 3                             |
| 216~960         | 200                              | 3                             |
| Above 960       | 500                              | 3                             |

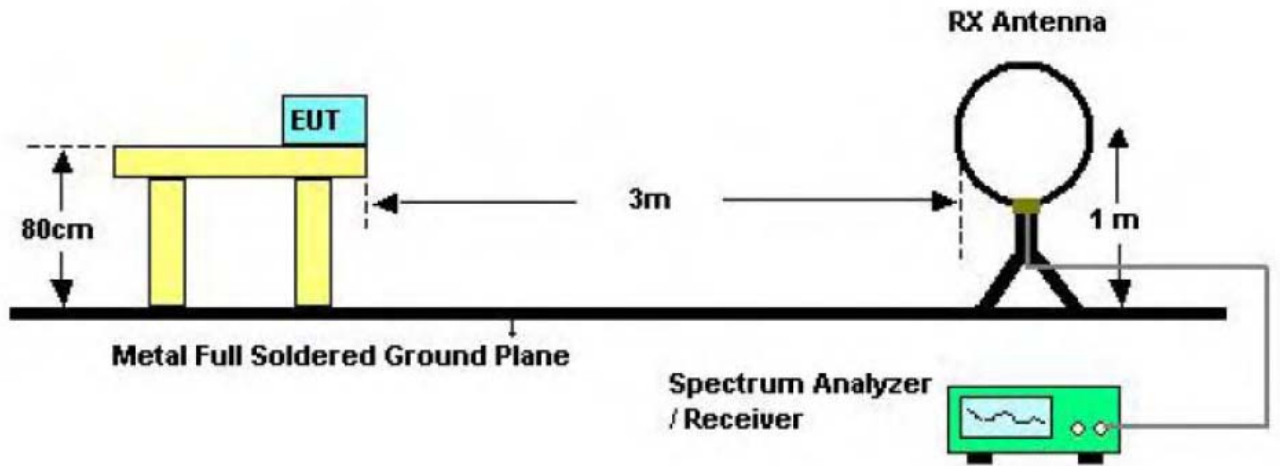
#### Radiated Emission Limit (Above 1000MHz)

| Frequency (MHz) | Class B (dBuV/m)(at 3m) |         |
|-----------------|-------------------------|---------|
|                 | Peak                    | Average |
| Above 1000      | 74                      | 54      |

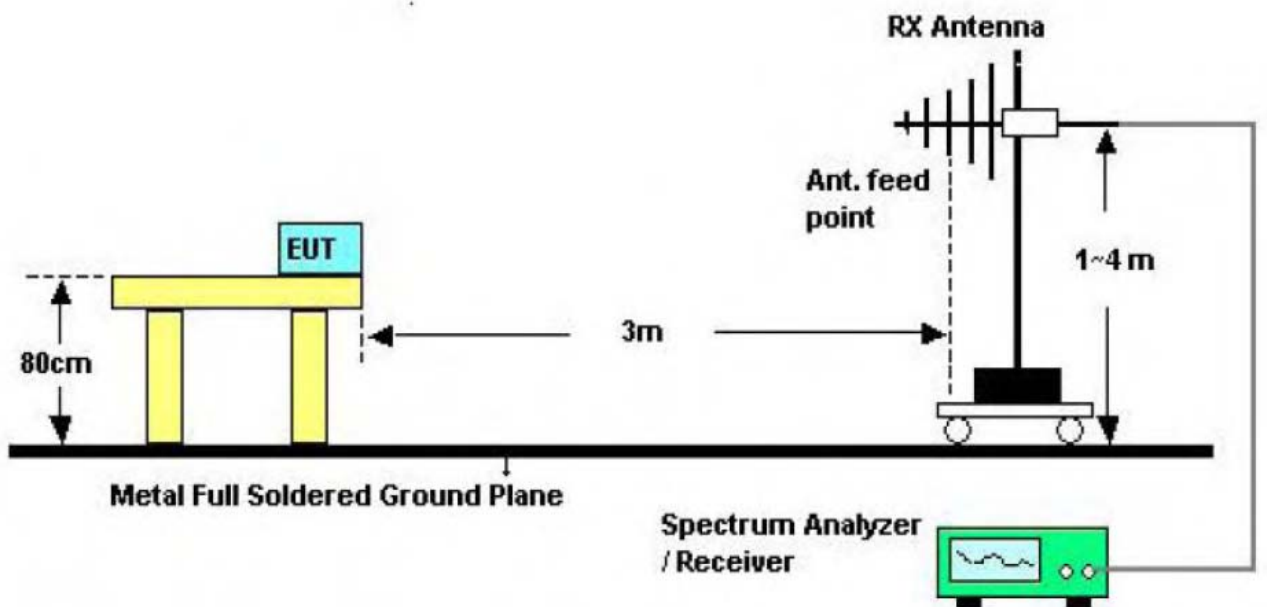
**Note:**

- (1) The tighter limit applies at the band edges.
- (2) Emission Level (dBuV/m)=20log Emission Level (uV/m)

5.2 Test Setup

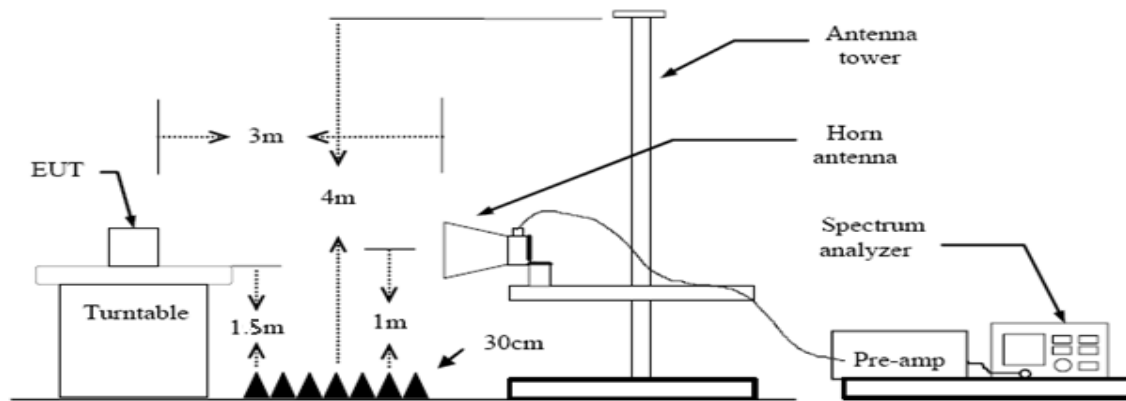


Bellow 30MHz Test Setup



Bellow 1000MHz Test Setup





Above 1GHz Test Setup

### 5.3 Test Procedure

- (1) The measuring distance of 3m shall be used for measurements at frequency up to 1GHz. The EUT was placed on a rotating 0.8m high above the ground, the table was rotated 360 degrees to determine the position of the highest radiation.
- (2) Measurements at frequency above 1GHz. The EUT was placed on a rotating 1.5m high above the ground. RF absorbers covered the ground plane with a minimum area of 3.0m by 3.0m between the EUT and measurement receiver antenna. The RF absorber shall not exceed 30cm in high above the conducting floor. The table was rotated 360 degrees to determine the position of the highest radiation.
- (3) The Test antenna shall vary between 1m and 4m, Both Horizontal and Vertical antenna are set to make measurement.
- (4) The initial step in collecting conducted emission data is a spectrum analyzer peak detector mode pre-scanning the measurement frequency range. Significant peaks are then marked and then Quasi Peak detector mode re-measured.
- (5) If the Peak Mode measured value compliance with and lower than Quasi Peak Mode Limit Bellow 1 GHz, the EUT shall be deemed to meet QP Limits and then no additional QP Mode measurement performed. But the Peak Value and average value both need to comply with applicable limit above 1 GHz.
- (6) Testing frequency range below 1GHz the measuring instrument use VBW=120 kHz with Quasi-peak detection.
- (7) Testing frequency range above 1GHz the measuring instrument use RBW=1 MHz and VBW=3 MHz with Peak Detector for Peak Values, and use RBW=1 MHz and VBW=10 Hz with Peak Detector for Average Values.
- (8) For the actual test configuration, please see the test setup photo.

### 5.4 EUT Operating Condition

The Equipment Under Test was set to Continual Transmitting in maximum power in TX mode.

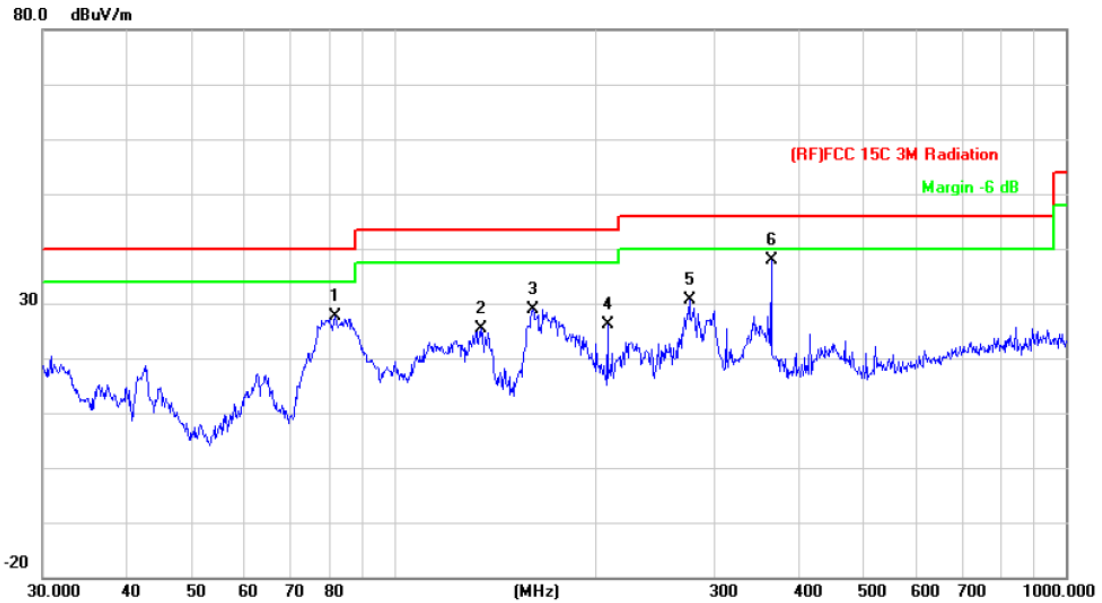
## 5.5 EUT Operating Condition

Remark: During testing above 1GHz the measuring instrument use RBW=1 MHz and VBW=3 MHz with Peak Detector for Peak Values, and use RBW=1 MHz and VBW=1 KHz with Peak Detector for Average Values.

Test data please refer the following pages.



|                      |                             |                           |           |
|----------------------|-----------------------------|---------------------------|-----------|
| <b>EUT:</b>          | MID                         | <b>Model Name :</b>       | MID1008-L |
| <b>Temperature:</b>  | 25 °C                       | <b>Relative Humidity:</b> | 55%       |
| <b>Test Voltage:</b> | AC 120V/60 Hz               |                           |           |
| <b>Ant. Pol.</b>     | Horizontal                  |                           |           |
| <b>Test Mode:</b>    | TX GFSK Mode 2402MHz        |                           |           |
| <b>Remark:</b>       | Only worse case is reported |                           |           |

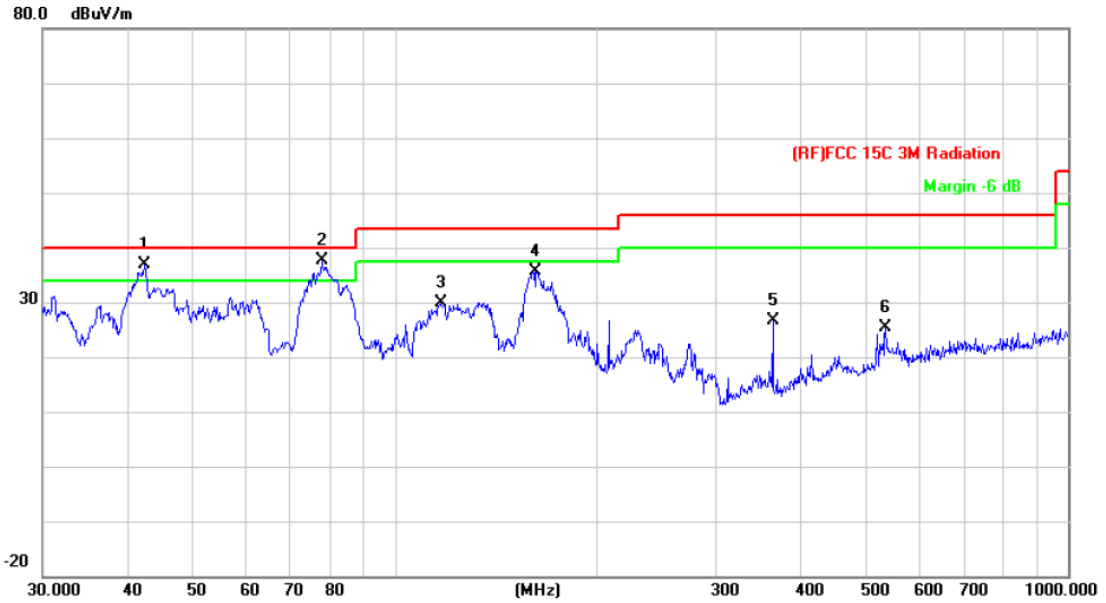


| No. | Mk. | Freq.<br>MHz | Reading<br>Level<br>dBuV | Correct<br>Factor<br>dB/m | Measure-<br>ment<br>dBuV/m | Limit<br>dBuV/m | Over<br>dB | Detector |
|-----|-----|--------------|--------------------------|---------------------------|----------------------------|-----------------|------------|----------|
| 1   |     | 81.7833      | 50.69                    | -23.18                    | 27.51                      | 40.00           | -12.49     | peak     |
| 2   |     | 135.0319     | 47.41                    | -22.08                    | 25.33                      | 43.50           | -18.17     | peak     |
| 3   |     | 160.9089     | 49.46                    | -20.57                    | 28.89                      | 43.50           | -14.61     | peak     |
| 4   |     | 207.8501     | 46.23                    | -20.05                    | 26.18                      | 43.50           | -17.32     | peak     |
| 5   |     | 275.1570     | 48.08                    | -17.57                    | 30.51                      | 46.00           | -15.49     | peak     |
| 6   | *   | 364.2595     | 52.41                    | -14.52                    | 37.89                      | 46.00           | -8.11      | peak     |

\*:Maximum data    x:Over limit    !:over margin

**Emission Level= Read Level+ Correct Factor**

|                      |                             |                           |           |
|----------------------|-----------------------------|---------------------------|-----------|
| <b>EUT:</b>          | MID                         | <b>Model Name :</b>       | MID1008-L |
| <b>Temperature:</b>  | 25 °C                       | <b>Relative Humidity:</b> | 55%       |
| <b>Test Voltage:</b> | AC 120V/60 Hz               |                           |           |
| <b>Ant. Pol.</b>     | Vertical                    |                           |           |
| <b>Test Mode:</b>    | TX GFSK Mode 2402MHz        |                           |           |
| <b>Remark:</b>       | Only worse case is reported |                           |           |



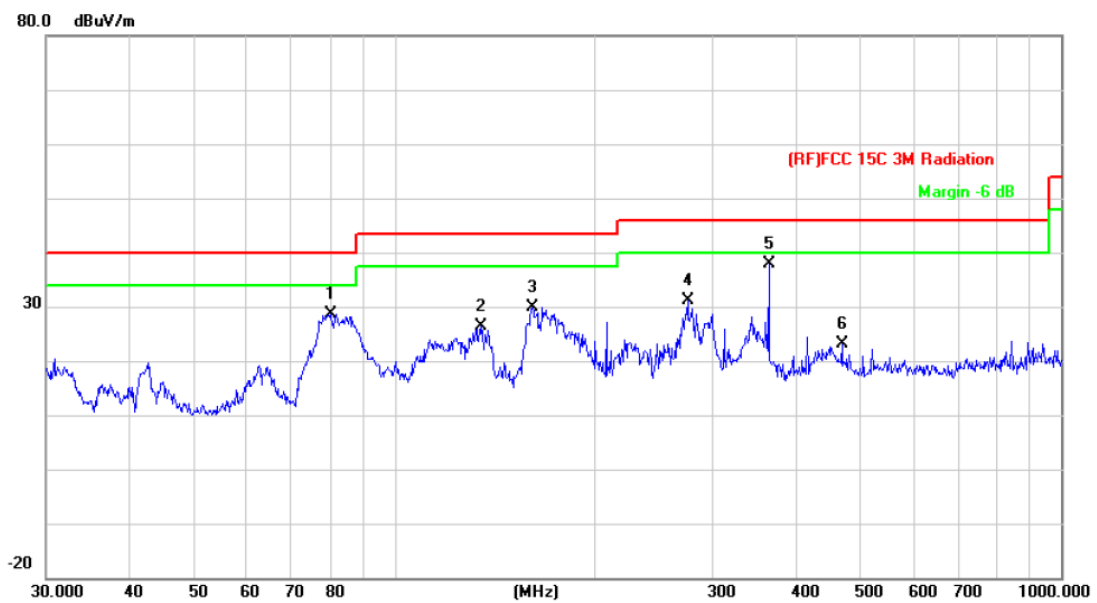
| No. | Mk. | Freq.<br>MHz | Reading<br>Level<br>dBuV | Correct<br>Factor<br>dB/m | Measure-<br>ment<br>dBuV/m | Limit<br>dBuV/m | Over<br>dB | Detector |
|-----|-----|--------------|--------------------------|---------------------------|----------------------------|-----------------|------------|----------|
| 1   | !   | 42.4508      | 58.17                    | -21.19                    | 36.98                      | 40.00           | -3.02      | peak     |
| 2   | *   | 77.8653      | 61.01                    | -23.35                    | 37.66                      | 40.00           | -2.34      | peak     |
| 3   |     | 116.9495     | 52.28                    | -22.32                    | 29.96                      | 43.50           | -13.54     | peak     |
| 4   |     | 162.0414     | 56.19                    | -20.65                    | 35.54                      | 43.50           | -7.96      | peak     |
| 5   |     | 364.2595     | 41.08                    | -14.52                    | 26.56                      | 46.00           | -19.44     | peak     |
| 6   |     | 535.7073     | 35.54                    | -10.13                    | 25.41                      | 46.00           | -20.59     | peak     |

\*:Maximum data    x:Over limit    !:over margin

**Emission Level= Read Level+ Correct Factor**



|                      |                             |                           |           |
|----------------------|-----------------------------|---------------------------|-----------|
| <b>EUT:</b>          | MID                         | <b>Model Name :</b>       | MID1008-L |
| <b>Temperature:</b>  | 25 °C                       | <b>Relative Humidity:</b> | 55%       |
| <b>Test Voltage:</b> | AC 120V/60 Hz               |                           |           |
| <b>Ant. Pol.</b>     | Horizontal                  |                           |           |
| <b>Test Mode:</b>    | TX GFSK Mode 2441MHz        |                           |           |
| <b>Remark:</b>       | Only worse case is reported |                           |           |

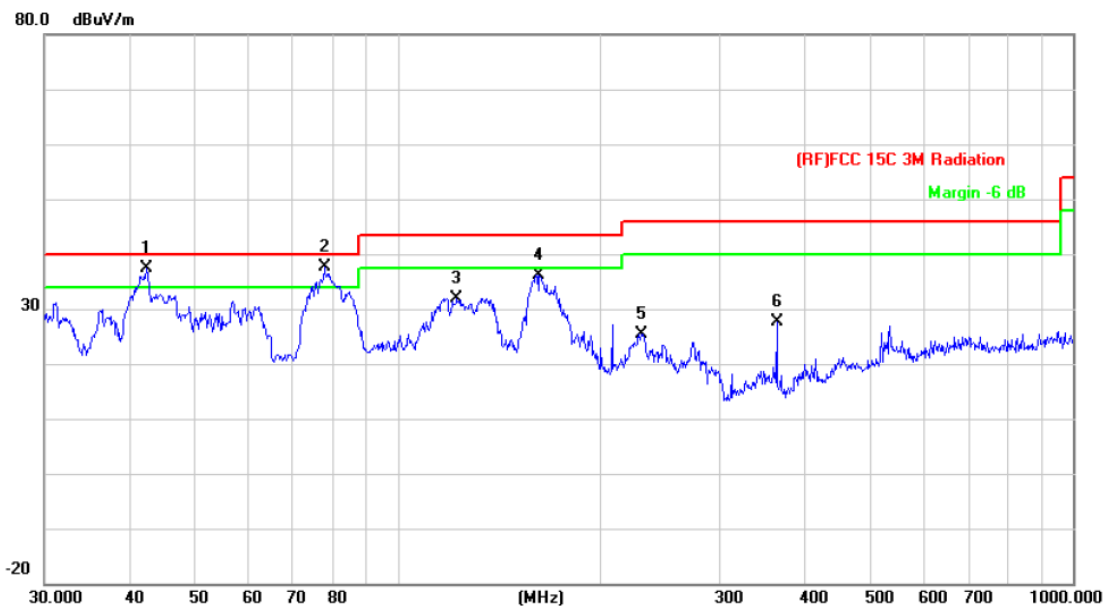


| No. | Mk. | Freq.    | Reading Level | Correct Factor | Measurement | Limit  | Over   | Detector |
|-----|-----|----------|---------------|----------------|-------------|--------|--------|----------|
|     |     | MHz      | dBuV          | dB/m           | dBuV/m      | dBuV/m | dB     |          |
| 1   |     | 80.0806  | 52.00         | -23.28         | 28.72       | 40.00  | -11.28 | peak     |
| 2   |     | 135.0319 | 48.41         | -22.08         | 26.33       | 43.50  | -17.17 | peak     |
| 3   |     | 160.9088 | 50.46         | -20.57         | 29.89       | 43.50  | -13.61 | peak     |
| 4   |     | 275.1569 | 48.58         | -17.57         | 31.01       | 46.00  | -14.99 | peak     |
| 5   | *   | 364.2595 | 52.41         | -14.52         | 37.89       | 46.00  | -8.11  | peak     |
| 6   |     | 468.8761 | 34.83         | -11.81         | 23.02       | 46.00  | -22.98 | peak     |

\*:Maximum data x:Over limit !:over margin

**Emission Level= Read Level+ Correct Factor**

|                      |                             |                           |           |
|----------------------|-----------------------------|---------------------------|-----------|
| <b>EUT:</b>          | MID                         | <b>Model Name :</b>       | MID1008-L |
| <b>Temperature:</b>  | 25 °C                       | <b>Relative Humidity:</b> | 55%       |
| <b>Test Voltage:</b> | AC 120V/60 Hz               |                           |           |
| <b>Ant. Pol.</b>     | Vertical                    |                           |           |
| <b>Test Mode:</b>    | TX GFSK Mode 2441MHz        |                           |           |
| <b>Remark:</b>       | Only worse case is reported |                           |           |



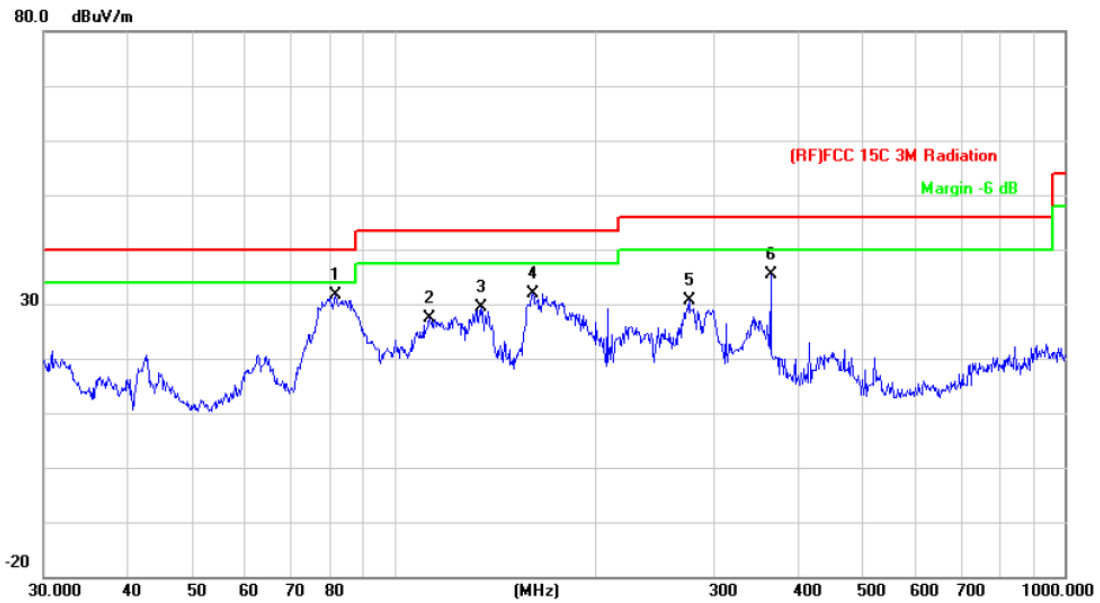
| No. | Mk. | Freq.    | Reading Level | Correct Factor | Measurement | Limit  | Over   |          |
|-----|-----|----------|---------------|----------------|-------------|--------|--------|----------|
|     |     | MHz      | dBuV          | dB/m           | dBuV/m      | dBuV/m | dB     | Detector |
| 1   | !   | 42.4508  | 58.67         | -21.19         | 37.48       | 40.00  | -2.52  | peak     |
| 2   | *   | 77.8653  | 61.01         | -23.35         | 37.66       | 40.00  | -2.34  | peak     |
| 3   |     | 122.4038 | 54.41         | -22.43         | 31.98       | 43.50  | -11.52 | peak     |
| 4   |     | 162.0414 | 56.69         | -20.65         | 36.04       | 43.50  | -7.46  | peak     |
| 5   |     | 230.0985 | 44.44         | -19.06         | 25.38       | 46.00  | -20.62 | peak     |
| 6   |     | 364.2595 | 42.08         | -14.52         | 27.56       | 46.00  | -18.44 | peak     |

\*:Maximum data x:Over limit !:over margin

**Emission Level= Read Level+ Correct Factor**



|                      |                             |                           |           |
|----------------------|-----------------------------|---------------------------|-----------|
| <b>EUT:</b>          | MID                         | <b>Model Name :</b>       | MID1008-L |
| <b>Temperature:</b>  | 25 °C                       | <b>Relative Humidity:</b> | 55%       |
| <b>Test Voltage:</b> | AC 120V/60 Hz               |                           |           |
| <b>Ant. Pol.</b>     | Horizontal                  |                           |           |
| <b>Test Mode:</b>    | TX GFSK Mode 2480MHz        |                           |           |
| <b>Remark:</b>       | Only worse case is reported |                           |           |

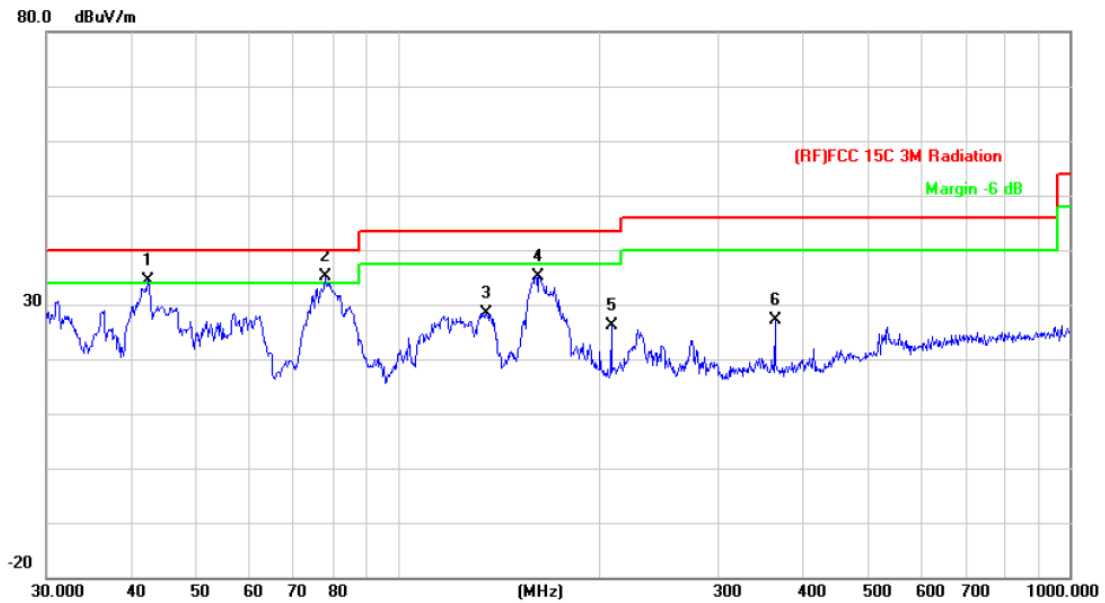


| No. | Mk. | Freq.    | Reading Level | Correct Factor | Measurement | Limit  | Over   |          |
|-----|-----|----------|---------------|----------------|-------------|--------|--------|----------|
|     |     | MHz      | dBuV          | dB/m           | dBuV/m      | dBuV/m | dB     | Detector |
| 1   | *   | 81.7831  | 54.69         | -23.18         | 31.51       | 40.00  | -8.49  | peak     |
| 2   |     | 112.9196 | 49.35         | -22.06         | 27.29       | 43.50  | -16.21 | peak     |
| 3   |     | 135.0319 | 51.41         | -22.08         | 29.33       | 43.50  | -14.17 | peak     |
| 4   |     | 160.9088 | 52.46         | -20.57         | 31.89       | 43.50  | -11.61 | peak     |
| 5   |     | 275.1569 | 48.08         | -17.57         | 30.51       | 46.00  | -15.49 | peak     |
| 6   |     | 364.2595 | 49.91         | -14.52         | 35.39       | 46.00  | -10.61 | peak     |

\*:Maximum data x:Over limit !:over margin

**Emission Level= Read Level+ Correct Factor**

|                      |                             |                           |           |
|----------------------|-----------------------------|---------------------------|-----------|
| <b>EUT:</b>          | MID                         | <b>Model Name :</b>       | MID1008-L |
| <b>Temperature:</b>  | 25 °C                       | <b>Relative Humidity:</b> | 55%       |
| <b>Test Voltage:</b> | AC 120V/60 Hz               |                           |           |
| <b>Ant. Pol.</b>     | Vertical                    |                           |           |
| <b>Test Mode:</b>    | TX GFSK Mode 2480MHz        |                           |           |
| <b>Remark:</b>       | Only worse case is reported |                           |           |



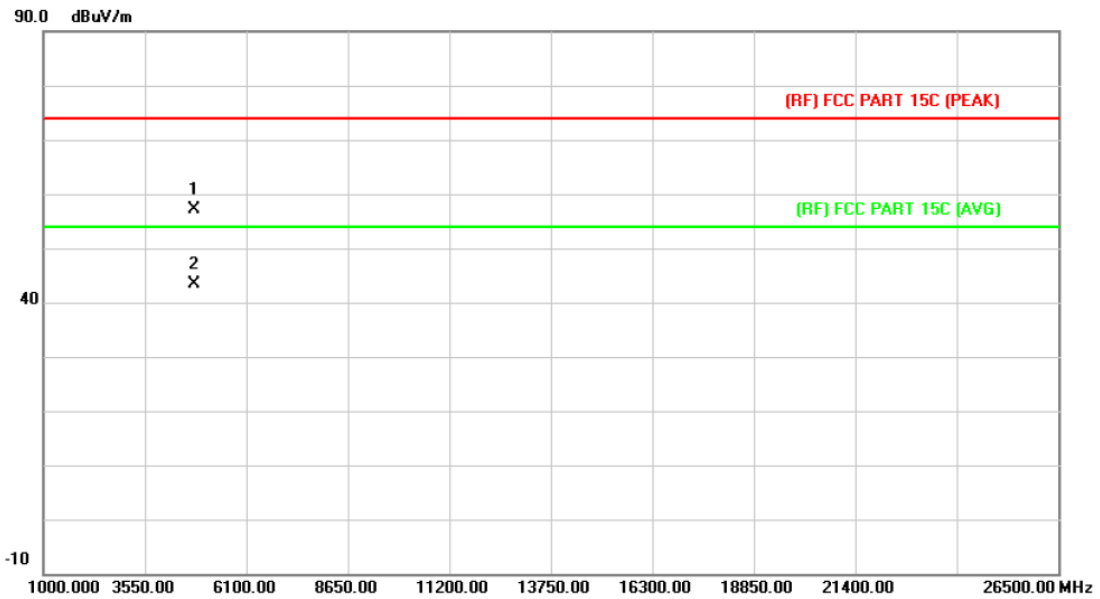
| No. | Mk. | Freq.<br>MHz | Reading<br>Level<br>dBuV | Correct<br>Factor<br>dB/m | Measure-<br>ment<br>dBuV/m | Limit<br>dBuV/m | Over<br>dB | Detector |
|-----|-----|--------------|--------------------------|---------------------------|----------------------------|-----------------|------------|----------|
| 1   | !   | 42.4508      | 55.67                    | -21.19                    | 34.48                      | 40.00           | -5.52      | peak     |
| 2   | *   | 77.8653      | 58.51                    | -23.35                    | 35.16                      | 40.00           | -4.84      | peak     |
| 3   |     | 135.5062     | 50.49                    | -22.07                    | 28.42                      | 43.50           | -15.08     | peak     |
| 4   |     | 162.0414     | 55.69                    | -20.65                    | 35.04                      | 43.50           | -8.46      | peak     |
| 5   |     | 207.8497     | 46.07                    | -20.05                    | 26.02                      | 43.50           | -17.48     | peak     |
| 6   |     | 364.2595     | 41.58                    | -14.52                    | 27.06                      | 46.00           | -18.94     | peak     |

\*:Maximum data    x:Over limit    !:over margin

**Emission Level= Read Level+ Correct Factor**



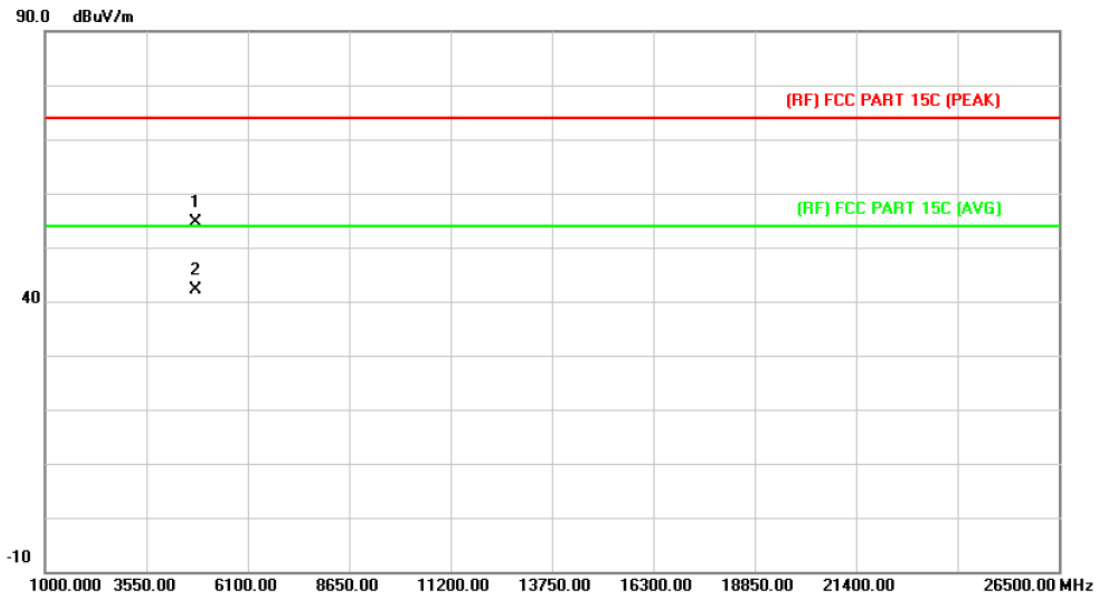
|                      |  |                           |           |
|----------------------|--|---------------------------|-----------|
| <b>EUT:</b>          | MID  | <b>Model Name :</b>       | MID1008-L |
| <b>Temperature:</b>  | 25 °C  | <b>Relative Humidity:</b> | 55%       |
| <b>Test Voltage:</b> | AC 120V/60 Hz  |                           |           |
| <b>Ant. Pol.</b>     | Horizontal   |                           |           |
| <b>Test Mode:</b>    | TX GFSK Mode 2402MHz   |                           |           |
| <b>Remark:</b>       | No report for the emission which more than 10 dB below the prescribed limit. |                           |           |



| No. | Mk. | Freq.    | Reading Level | Correct Factor | Measurement | Limit  | Over   | Detector |
|-----|-----|----------|---------------|----------------|-------------|--------|--------|----------|
|     |     | MHz      | dBuV          | dB/m           | dBuV/m      | dBuV/m | dB     |          |
| 1   |     | 4803.654 | 43.80         | 13.44          | 57.24       | 74.00  | -16.76 | peak     |
| 2   | *   | 4803.684 | 29.82         | 13.44          | 43.26       | 54.00  | -10.74 | AVG      |

Emission Level= Read Level+ Correct Factor

|                      |  |                           |           |
|----------------------|--|---------------------------|-----------|
| <b>EUT:</b>          | MID  | <b>Model Name :</b>       | MID1008-L |
| <b>Temperature:</b>  | 25 °C  | <b>Relative Humidity:</b> | 55%       |
| <b>Test Voltage:</b> | AC 120V/60 Hz  |                           |           |
| <b>Ant. Pol.</b>     | Vertical   |                           |           |
| <b>Test Mode:</b>    | TX GFSK Mode 2402MHz   |                           |           |
| <b>Remark:</b>       | No report for the emission which more than 10 dB below the prescribed limit. |                           |           |

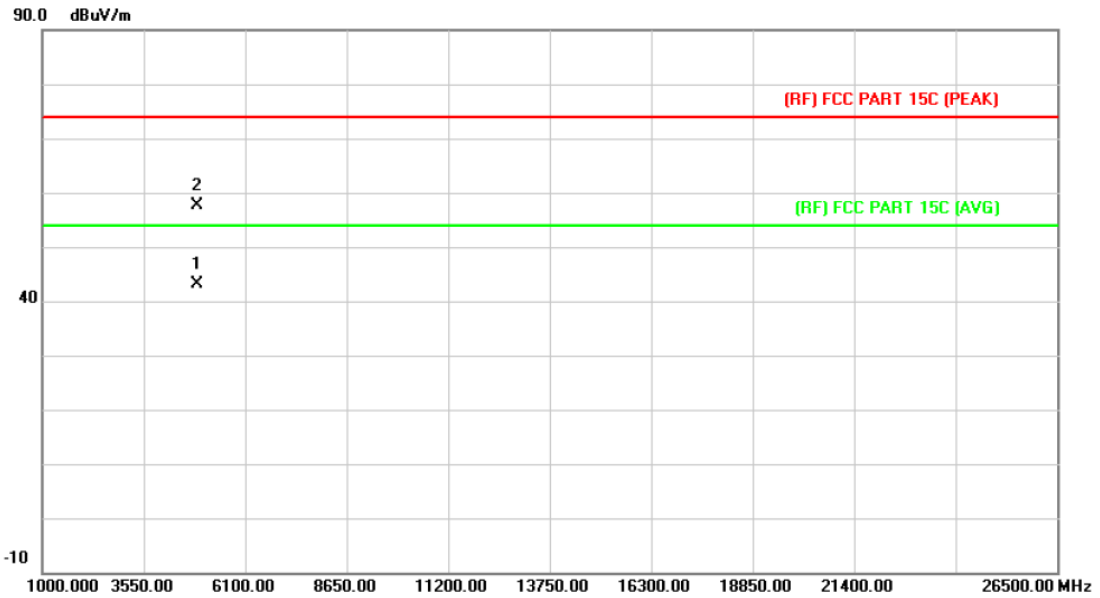


| No. | Mk. | Freq.    | Reading Level | Correct Factor | Measurement | Limit  | Over   | Detector |
|-----|-----|----------|---------------|----------------|-------------|--------|--------|----------|
|     |     | MHz      | dBuV          | dB/m           | dBuV/m      | dBuV/m | dB     |          |
| 1   |     | 4803.125 | 41.23         | 13.44          | 54.67       | 74.00  | -19.33 | peak     |
| 2   | *   | 4803.210 | 28.74         | 13.44          | 42.18       | 54.00  | -11.82 | AVG      |

Emission Level= Read Level+ Correct Factor



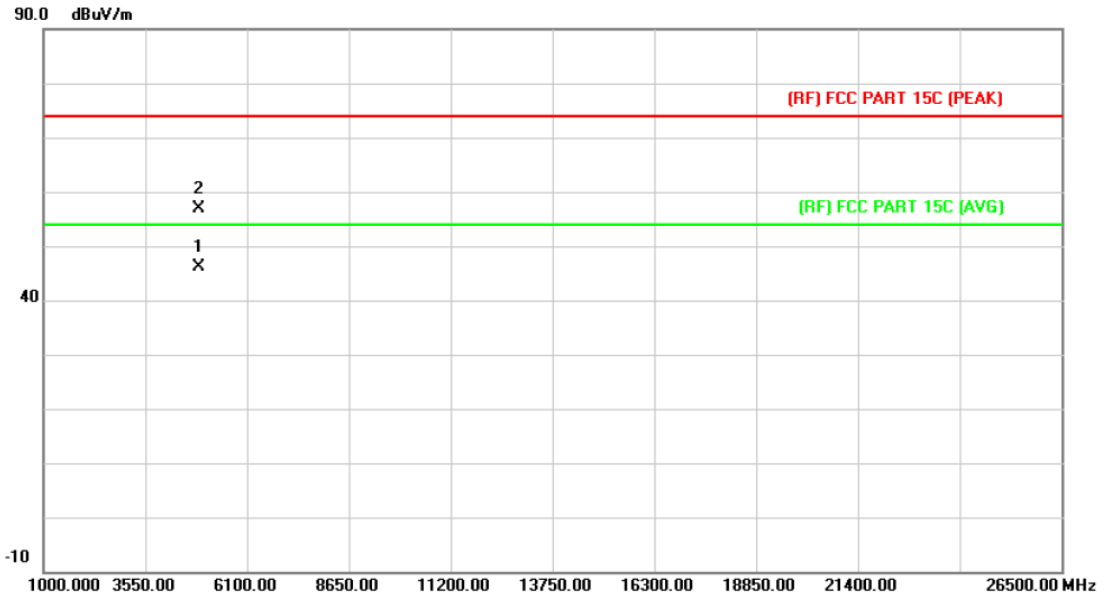
|                      |  |                           |           |
|----------------------|--|---------------------------|-----------|
| <b>EUT:</b>          | MID  | <b>Model Name :</b>       | MID1008-L |
| <b>Temperature:</b>  | 25 °C  | <b>Relative Humidity:</b> | 55%       |
| <b>Test Voltage:</b> | AC 120V/60 Hz  |                           |           |
| <b>Ant. Pol.</b>     | Horizontal   |                           |           |
| <b>Test Mode:</b>    | TX GFSK Mode 2441MHz   |                           |           |
| <b>Remark:</b>       | No report for the emission which more than 10 dB below the prescribed limit. |                           |           |



| No. | Mk. | Freq.    | Reading Level | Correct Factor | Measurement | Limit  | Over   | Detector |
|-----|-----|----------|---------------|----------------|-------------|--------|--------|----------|
|     |     | MHz      | dBuV          | dB/m           | dBuV/m      | dBuV/m | dB     |          |
| 1   | *   | 4881.967 | 29.22         | 13.90          | 43.12       | 54.00  | -10.88 | AVG      |
| 2   |     | 4881.987 | 43.74         | 13.90          | 57.64       | 74.00  | -16.36 | peak     |

Emission Level= Read Level+ Correct Factor

|                      |  |                           |           |
|----------------------|--|---------------------------|-----------|
| <b>EUT:</b>          | MID  | <b>Model Name :</b>       | MID1008-L |
| <b>Temperature:</b>  | 25 °C  | <b>Relative Humidity:</b> | 55%       |
| <b>Test Voltage:</b> | AC 120V/60 Hz  |                           |           |
| <b>Ant. Pol.</b>     | Vertical   |                           |           |
| <b>Test Mode:</b>    | TX GFSK Mode 2441MHz   |                           |           |
| <b>Remark:</b>       | No report for the emission which more than 10 dB below the prescribed limit. |                           |           |

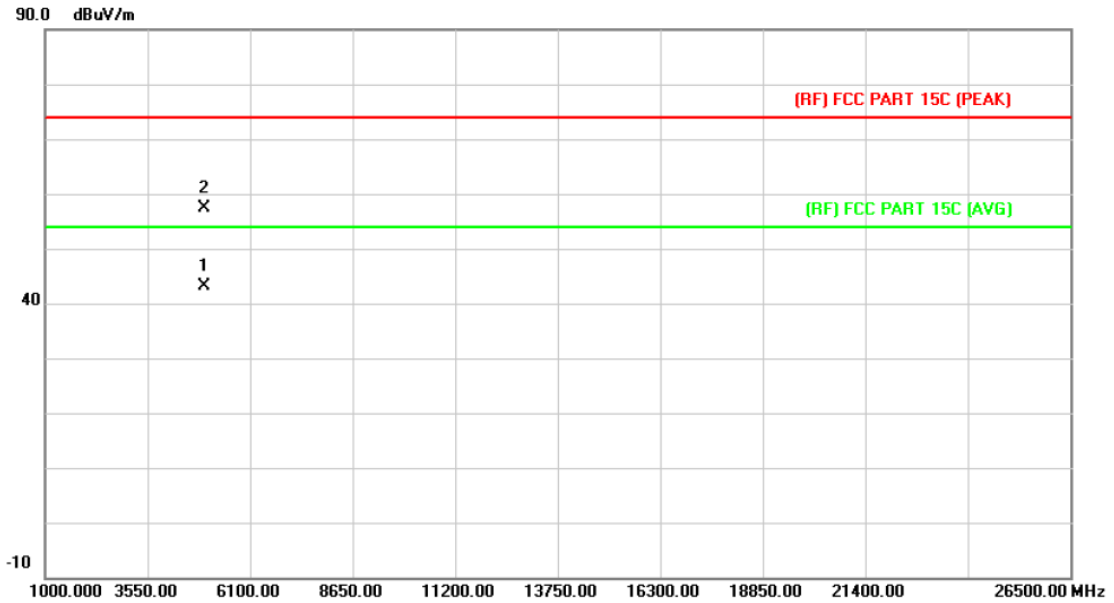


| No. | Mk. | Freq.    | Reading Level | Correct Factor | Measurement | Limit  | Over   | Detector |
|-----|-----|----------|---------------|----------------|-------------|--------|--------|----------|
|     |     | MHz      | dBuV          | dB/m           | dBuV/m      | dBuV/m | dB     |          |
| 1   | *   | 4881.357 | 32.22         | 13.90          | 46.12       | 54.00  | -7.88  | AVG      |
| 2   |     | 4881.465 | 42.91         | 13.90          | 56.81       | 74.00  | -17.19 | peak     |

Emission Level= Read Level+ Correct Factor



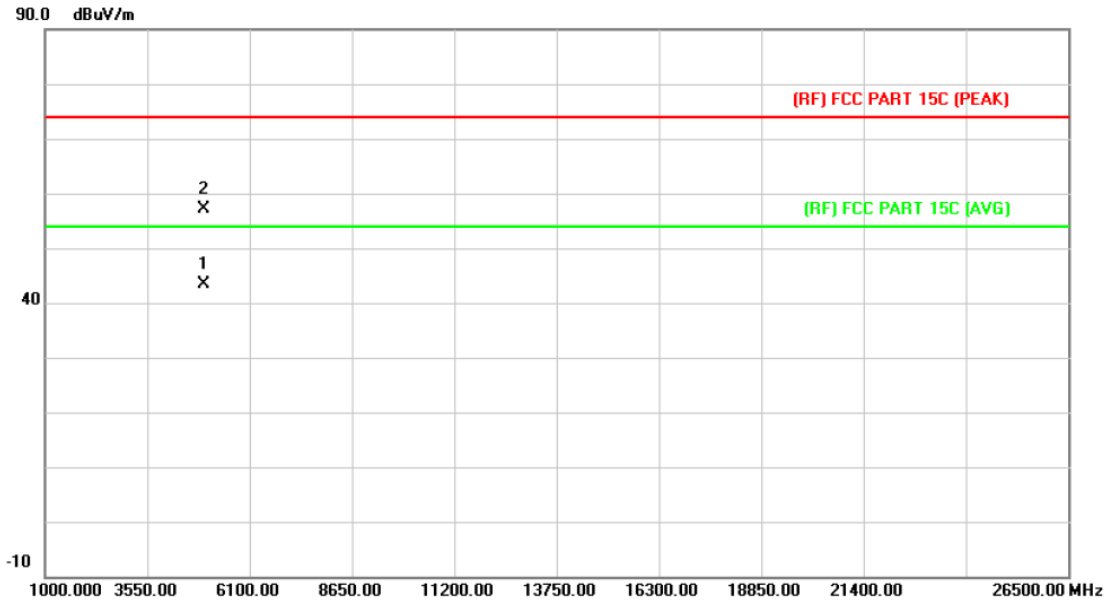
|                      |  |                           |           |
|----------------------|--|---------------------------|-----------|
| <b>EUT:</b>          | MID  | <b>Model Name :</b>       | MID1008-L |
| <b>Temperature:</b>  | 25 °C  | <b>Relative Humidity:</b> | 55%       |
| <b>Test Voltage:</b> | AC 120V/60 Hz  |                           |           |
| <b>Ant. Pol.</b>     | Horizontal   |                           |           |
| <b>Test Mode:</b>    | TX GFSK Mode 2480MHz   |                           |           |
| <b>Remark:</b>       | No report for the emission which more than 10 dB below the prescribed limit. |                           |           |



| No. | Mk. | Freq.    | Reading Level | Correct Factor | Measurement | Limit  | Over   | Detector |
|-----|-----|----------|---------------|----------------|-------------|--------|--------|----------|
|     |     | MHz      | dBuV          | dB/m           | dBuV/m      | dBuV/m | dB     |          |
| 1   | *   | 4959.624 | 28.85         | 14.36          | 43.21       | 54.00  | -10.79 | AVG      |
| 2   |     | 4959.644 | 42.97         | 14.36          | 57.33       | 74.00  | -16.67 | peak     |

Emission Level= Read Level+ Correct Factor

|                      |  |                           |           |
|----------------------|--|---------------------------|-----------|
| <b>EUT:</b>          | MID  | <b>Model Name :</b>       | MID1008-L |
| <b>Temperature:</b>  | 25 °C  | <b>Relative Humidity:</b> | 55%       |
| <b>Test Voltage:</b> | AC 120V/60 Hz  |                           |           |
| <b>Ant. Pol.</b>     | Vertical   |                           |           |
| <b>Test Mode:</b>    | TX GFSK Mode 2480MHz   |                           |           |
| <b>Remark:</b>       | No report for the emission which more than 10 dB below the prescribed limit. |                           |           |

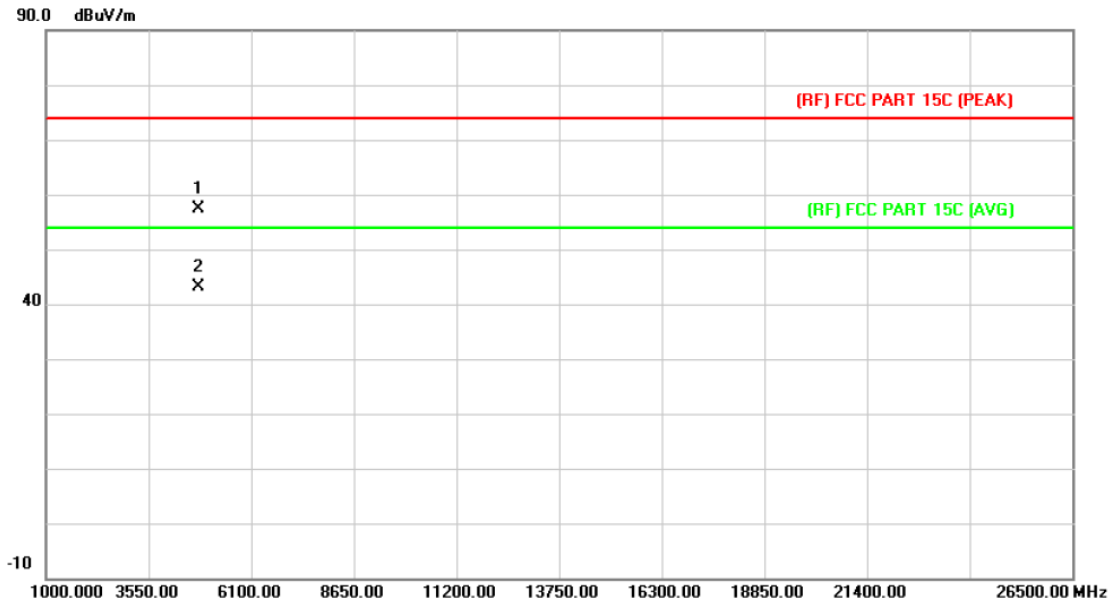


| No. | Mk. | Freq.    | Reading Level | Correct Factor | Measurement | Limit  | Over   | Detector |
|-----|-----|----------|---------------|----------------|-------------|--------|--------|----------|
|     |     | MHz      | dBuV          | dB/m           | dBuV/m      | dBuV/m | dB     |          |
| 1   | *   | 4959.346 | 28.96         | 14.36          | 43.32       | 54.00  | -10.68 | AVG      |
| 2   |     | 4959.367 | 42.85         | 14.36          | 57.21       | 74.00  | -16.79 | peak     |

Emission Level= Read Level+ Correct Factor



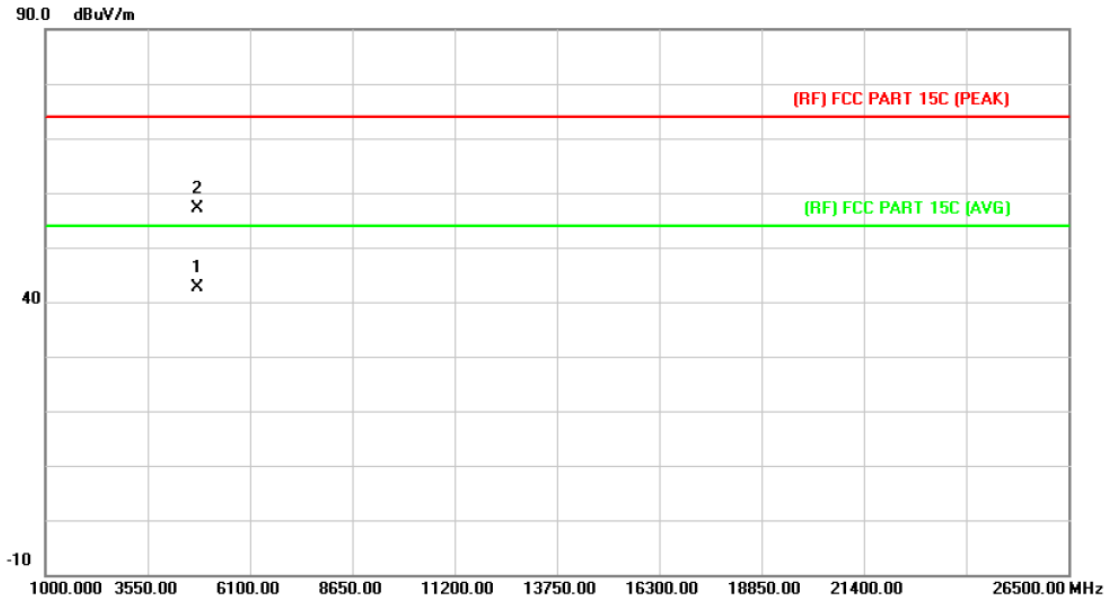
|                      |  |                           |           |
|----------------------|--|---------------------------|-----------|
| <b>EUT:</b>          | MID  | <b>Model Name :</b>       | MID1008-L |
| <b>Temperature:</b>  | 25 °C  | <b>Relative Humidity:</b> | 55%       |
| <b>Test Voltage:</b> | AC 120V/60 Hz  |                           |           |
| <b>Ant. Pol.</b>     | Horizontal   |                           |           |
| <b>Test Mode:</b>    | TX 8-DPSK Mode 2402MHz   |                           |           |
| <b>Remark:</b>       | No report for the emission which more than 10 dB below the prescribed limit. |                           |           |



| No. Mk. | Freq.    | Reading Level | Correct Factor | Measurement | Limit  | Over   | Detector |
|---------|----------|---------------|----------------|-------------|--------|--------|----------|
|         | MHz      | dBuV          | dB/m           | dBuV/m      | dBuV/m | dB     |          |
| 1       | 4803.741 | 43.90         | 13.44          | 57.34       | 74.00  | -16.66 | peak     |
| 2 *     | 4803.847 | 29.81         | 13.44          | 43.25       | 54.00  | -10.75 | AVG      |

Emission Level= Read Level+ Correct Factor

|                      |  |                           |           |
|----------------------|--|---------------------------|-----------|
| <b>EUT:</b>          | MID  | <b>Model Name :</b>       | MID1008-L |
| <b>Temperature:</b>  | 25 °C  | <b>Relative Humidity:</b> | 55%       |
| <b>Test Voltage:</b> | AC 120V/60 Hz  |                           |           |
| <b>Ant. Pol.</b>     | Vertical   |                           |           |
| <b>Test Mode:</b>    | TX 8-DPSK Mode 2402MHz   |                           |           |
| <b>Remark:</b>       | No report for the emission which more than 10 dB below the prescribed limit. |                           |           |

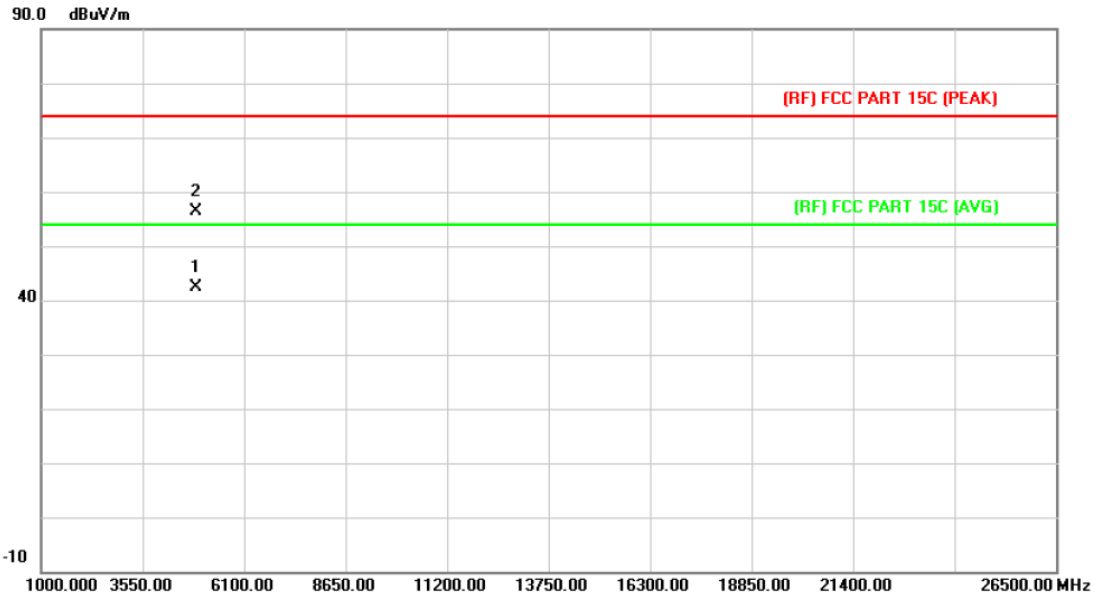


| No. | Mk. | Freq.    | Reading Level | Correct Factor | Measurement | Limit  | Over   | Detector |
|-----|-----|----------|---------------|----------------|-------------|--------|--------|----------|
|     |     | MHz      | dBuV          | dB/m           | dBuV/m      | dBuV/m | dB     |          |
| 1   | *   | 4803.645 | 29.21         | 13.44          | 42.65       | 54.00  | -11.35 | AVG      |
| 2   |     | 4803.675 | 43.68         | 13.44          | 57.12       | 74.00  | -16.88 | peak     |

Emission Level= Read Level+ Correct Factor



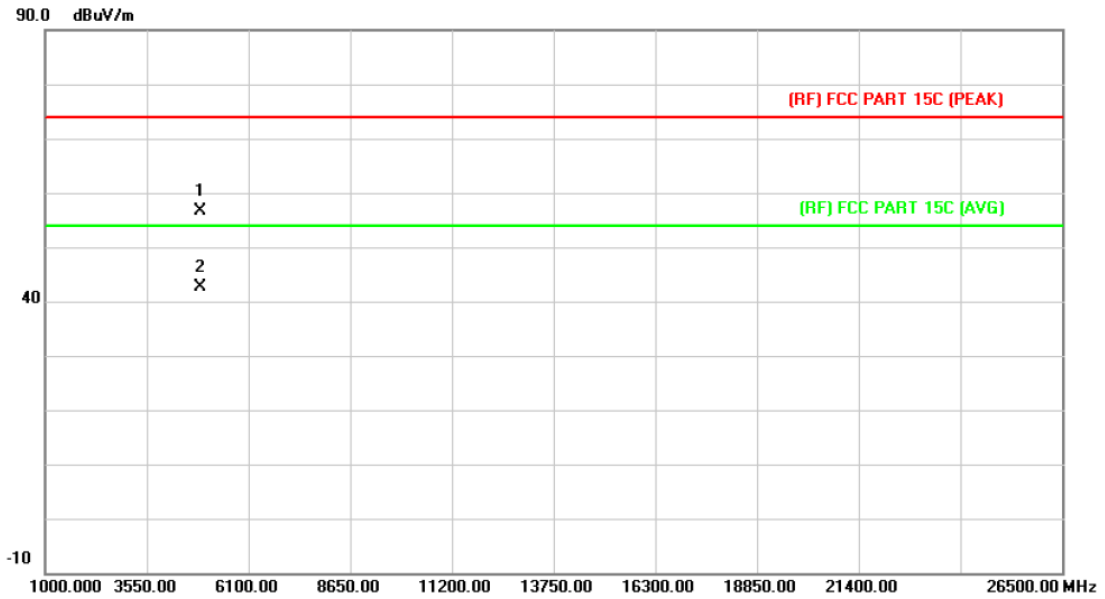
|                      |  |                           |           |
|----------------------|--|---------------------------|-----------|
| <b>EUT:</b>          | MID  | <b>Model Name :</b>       | MID1008-L |
| <b>Temperature:</b>  | 25 °C  | <b>Relative Humidity:</b> | 55%       |
| <b>Test Voltage:</b> | AC 120V/60 Hz  |                           |           |
| <b>Ant. Pol.</b>     | Horizontal   |                           |           |
| <b>Test Mode:</b>    | TX 8-DPSK Mode 2441MHz   |                           |           |
| <b>Remark:</b>       | No report for the emission which more than 10 dB below the prescribed limit. |                           |           |



| No. | Mk. | Freq.    | Reading Level | Correct Factor | Measurement | Limit  | Over   | Detector |
|-----|-----|----------|---------------|----------------|-------------|--------|--------|----------|
|     |     | MHz      | dBuV          | dB/m           | dBuV/m      | dBuV/m | dB     |          |
| 1   | *   | 4881.987 | 28.47         | 13.90          | 42.37       | 54.00  | -11.63 | AVG      |
| 2   |     | 4882.101 | 42.44         | 13.90          | 56.34       | 74.00  | -17.66 | peak     |

Emission Level= Read Level+ Correct Factor

|                      |  |                           |           |
|----------------------|--|---------------------------|-----------|
| <b>EUT:</b>          | MID  | <b>Model Name :</b>       | MID1008-L |
| <b>Temperature:</b>  | 25 °C  | <b>Relative Humidity:</b> | 55%       |
| <b>Test Voltage:</b> | AC 120V/60 Hz  |                           |           |
| <b>Ant. Pol.</b>     | Vertical   |                           |           |
| <b>Test Mode:</b>    | TX 8-DPSK Mode 2441MHz   |                           |           |
| <b>Remark:</b>       | No report for the emission which more than 10 dB below the prescribed limit. |                           |           |

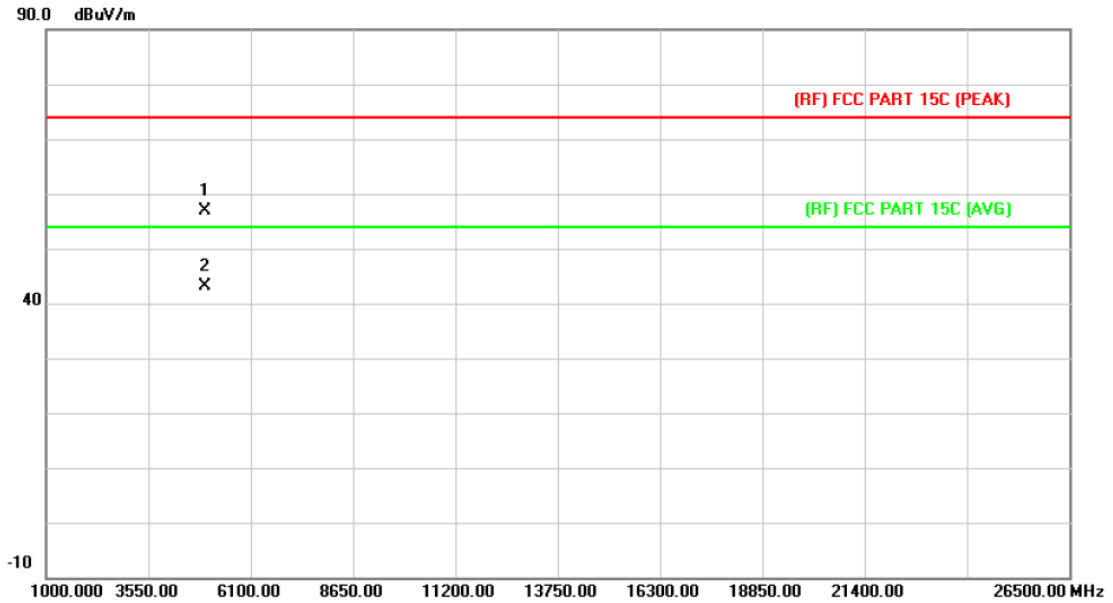


| No. Mk. | Freq.    | Reading Level | Correct Factor | Measurement | Limit  | Over   | Detector |
|---------|----------|---------------|----------------|-------------|--------|--------|----------|
|         | MHz      | dBuV          | dB/m           | dBuV/m      | dBuV/m | dB     |          |
| 1       | 4881.677 | 42.71         | 13.90          | 56.61       | 74.00  | -17.39 | peak     |
| 2 *     | 4881.727 | 28.75         | 13.90          | 42.65       | 54.00  | -11.35 | AVG      |

Emission Level= Read Level+ Correct Factor



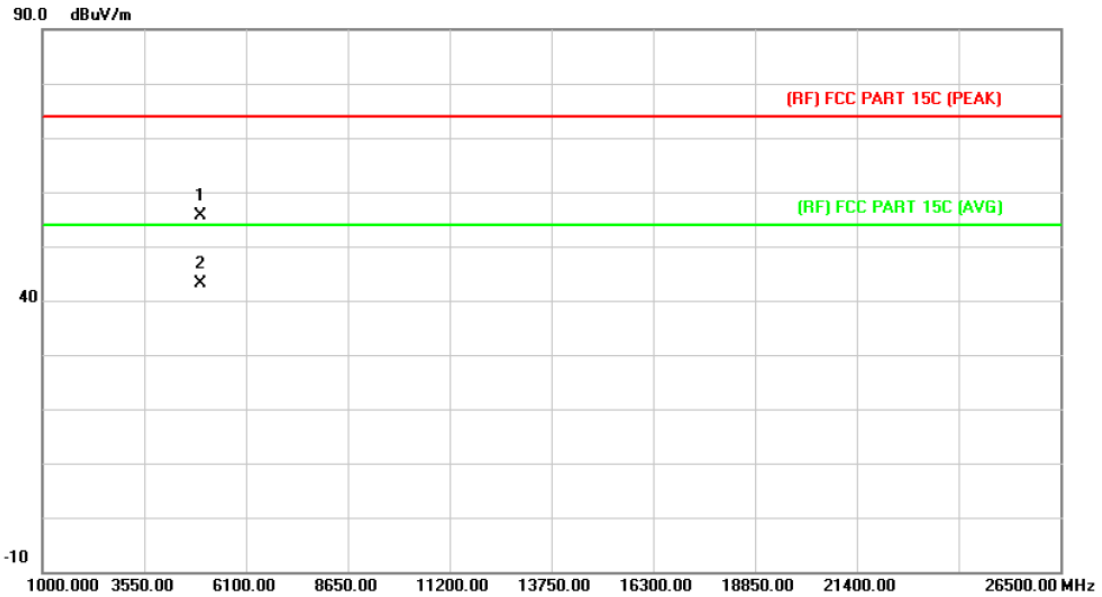
|                      |  |                           |           |
|----------------------|--|---------------------------|-----------|
| <b>EUT:</b>          | MID  | <b>Model Name :</b>       | MID1008-L |
| <b>Temperature:</b>  | 25 °C  | <b>Relative Humidity:</b> | 55%       |
| <b>Test Voltage:</b> | AC 120V/60 Hz  |                           |           |
| <b>Ant. Pol.</b>     | Horizontal   |                           |           |
| <b>Test Mode:</b>    | TX 8-DPSK Mode 2480MHz   |                           |           |
| <b>Remark:</b>       | No report for the emission which more than 10 dB below the prescribed limit. |                           |           |



| No. | Mk. | Freq.    | Reading Level | Correct Factor | Measurement | Limit  | Over   | Detector |
|-----|-----|----------|---------------|----------------|-------------|--------|--------|----------|
|     |     | MHz      | dBuV          | dB/m           | dBuV/m      | dBuV/m | dB     |          |
| 1   |     | 4959.357 | 42.51         | 14.36          | 56.87       | 74.00  | -17.13 | peak     |
| 2   | *   | 4960.020 | 28.75         | 14.36          | 43.11       | 54.00  | -10.89 | AVG      |

Emission Level= Read Level+ Correct Factor

|                      |  |                           |           |
|----------------------|--|---------------------------|-----------|
| <b>EUT:</b>          | MID  | <b>Model Name :</b>       | MID1008-L |
| <b>Temperature:</b>  | 25 °C  | <b>Relative Humidity:</b> | 55%       |
| <b>Test Voltage:</b> | AC 120V/60 Hz  |                           |           |
| <b>Ant. Pol.</b>     | Vertical   |                           |           |
| <b>Test Mode:</b>    | TX 8-DPSK Mode 2480MHz   |                           |           |
| <b>Remark:</b>       | No report for the emission which more than 10 dB below the prescribed limit. |                           |           |



| No. | Mk. | Freq.    | Reading Level | Correct Factor | Measurement | Limit  | Over   | Detector |
|-----|-----|----------|---------------|----------------|-------------|--------|--------|----------|
|     |     | MHz      | dBuV          | dB/m           | dBuV/m      | dBuV/m | dB     |          |
| 1   |     | 4959.674 | 41.31         | 14.36          | 55.67       | 74.00  | -18.33 | peak     |
| 2   | *   | 4959.875 | 28.77         | 14.36          | 43.13       | 54.00  | -10.87 | AVG      |

Emission Level= Read Level+ Correct Factor



## 6. Restricted Bands Requirement

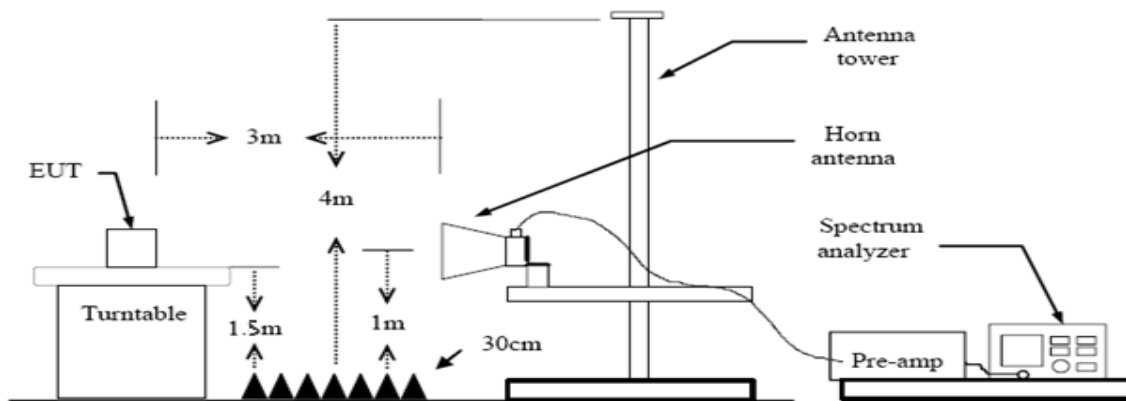
### 6.1 Test Standard and Limit

- 6.1.1 Test Standard
  - FCC Part 15.209
  - FCC Part 15.205
- 6.1.2 Test Limit

| Restricted Frequency Band (MHz) | Class B (dBuV/m)(at 3m) |         |
|---------------------------------|-------------------------|---------|
|                                 | Peak                    | Average |
| 2310 ~2390                      | 74                      | 54      |
| 2483.5 ~2500                    | 74                      | 54      |

**Note: All restriction bands have been tested, only the worst case is reported.**

### 6.2 Test Setup



### 6.3 Test Procedure

- (1) The measuring distance of 3m shall be used for measurements at frequency up to 1GHz. The EUT was placed on a rotating 0.8m high above the ground, the table was rotated 360 degrees to determine the position of the highest radiation.
- (2) Measurements at frequency above 1GHz. The EUT was placed on a rotating 1.5m high above the ground. RF absorbers covered the ground plane with a minimum area of 3.0m by 3.0m between the EUT and measurement receiver antenna. The RF absorber shall not exceed 30cm in high above the conducting floor. The table was rotated 360 degrees to determine the position of the highest radiation.
- (3) The Test antenna shall vary between 1m and 4m, Both Horizontal and Vertical antenna are set to make measurement.
- (4) The initial step in collecting conducted emission data is a spectrum analyzer peak detector mode pre-scanning the measurement frequency range. Significant peaks are then marked



---

and then Quasi Peak detector mode re-measured.

- (5) If the Peak Mode measured value compliance with and lower than Quasi Peak Mode Limit Bellow 1 GHz, the EUT shall be deemed to meet QP Limits and then no additional QP Mode measurement performed. But the Peak Value and average value both need to comply with applicable limit above 1 GHz.
- (6) Testing frequency range below 1GHz the measuring instrument use VBW=120 kHz with Quasi-peak detection.
- (7) Testing frequency range above 1GHz the measuring instrument use RBW=1 MHz and VBW=3 MHz with Peak Detector for Peak Values, and use RBW=1 MHz and VBW=10 Hz with Peak Detector for Average Values.
- (8) For the actual test configuration, please see the test setup photo.

## 6.4 EUT Operating Condition

The Equipment Under Test was set to Continual Transmitting in maximum power.

## 6.5 Test Data

All restriction bands have been tested, only the worst case is reported.

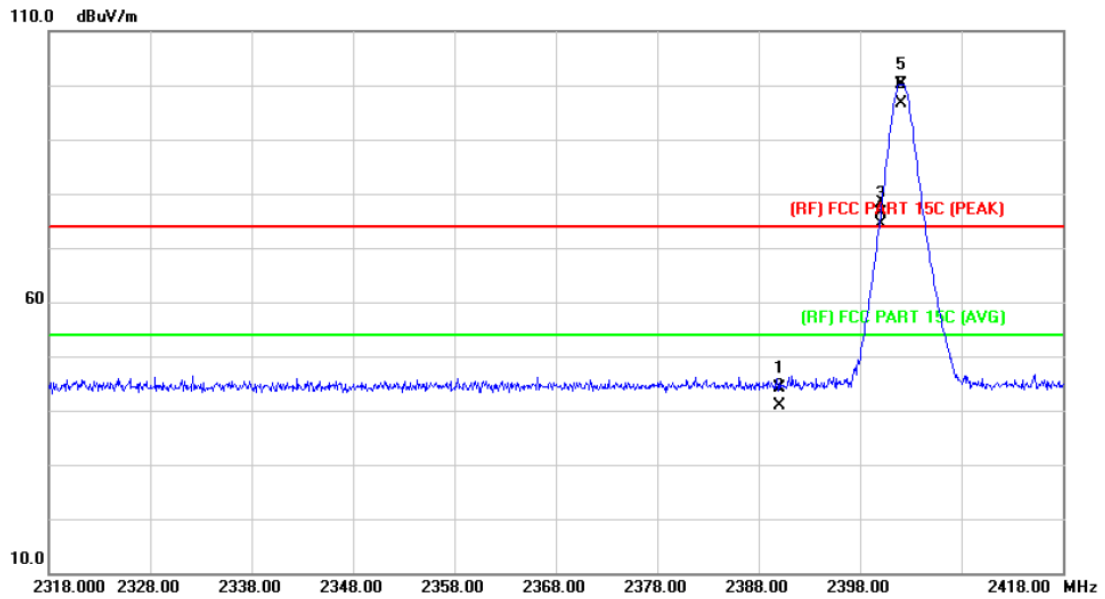
Remark: During testing above 1GHz the measuring instrument use RBW=1 MHz and VBW=3 MHz with Peak Detector for Peak Values, and use RBW=1 MHz and VBW=1 KHz with Peak Detector for Average Values.

Test data please refer the following pages.



**(1) Radiation Test**

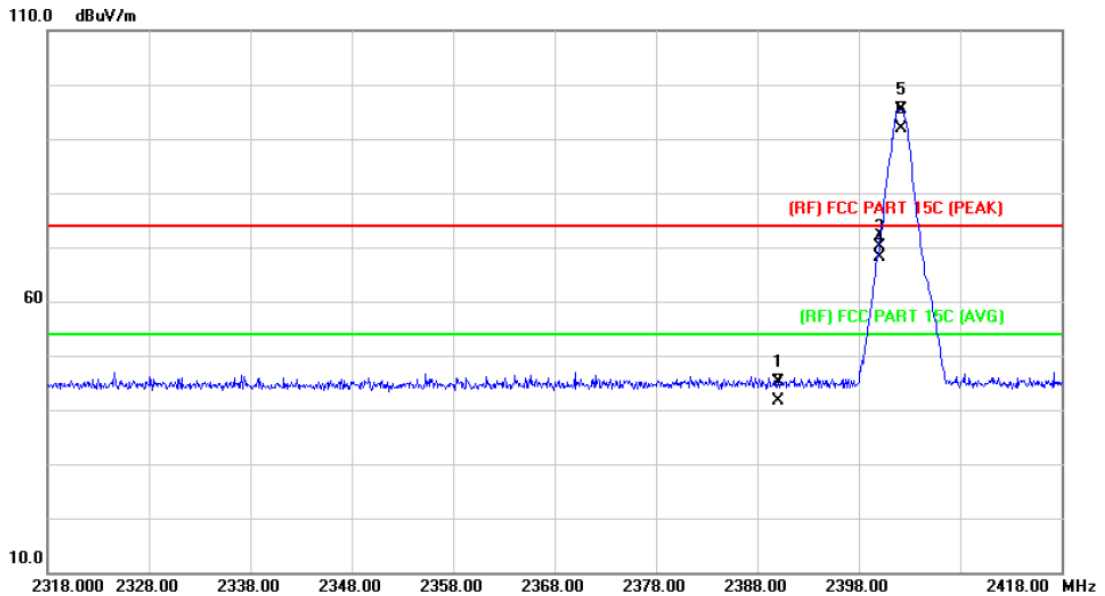
|                      |                      |                           |           |
|----------------------|----------------------|---------------------------|-----------|
| <b>EUT:</b>          | MID                  | <b>Model Name :</b>       | MID1008-L |
| <b>Temperature:</b>  | 25 °C                | <b>Relative Humidity:</b> | 55%       |
| <b>Test Voltage:</b> | AC 120V/60 Hz        |                           |           |
| <b>Ant. Pol.</b>     | Horizontal           |                           |           |
| <b>Test Mode:</b>    | TX GFSK Mode 2402MHz |                           |           |
| <b>Remark:</b>       | N/A                  |                           |           |



| No. | Mk. | Freq.<br>MHz | Reading<br>Level<br>dBuV | Correct<br>Factor<br>dB/m | Measure-<br>ment<br>dBuV/m | Limit<br>dBuV/m       | Over<br>dB | Detector |
|-----|-----|--------------|--------------------------|---------------------------|----------------------------|-----------------------|------------|----------|
| 1   |     | 2390.000     | 43.43                    | 0.77                      | 44.20                      | 74.00                 | -29.80     | peak     |
| 2   |     | 2390.000     | 39.99                    | 0.77                      | 40.76                      | 54.00                 | -13.24     | AVG      |
| 3   | X   | 2400.000     | 75.63                    | 0.81                      | 76.44                      | Fundamental Frequency |            | peak     |
| 4   | X   | 2400.000     | 73.69                    | 0.81                      | 74.50                      | Fundamental Frequency |            | AVG      |
| 5   | X   | 2402.100     | 99.34                    | 0.82                      | 100.16                     | 74.00                 | 26.16      | peak     |
| 6   | *   | 2402.100     | 95.90                    | 0.82                      | 96.72                      | 54.00                 | 42.72      | AVG      |

**Emission Level= Read Level+ Correct Factor**

|                      |                      |                           |           |
|----------------------|----------------------|---------------------------|-----------|
| <b>EUT:</b>          | MID                  | <b>Model Name :</b>       | MID1008-L |
| <b>Temperature:</b>  | 25 °C                | <b>Relative Humidity:</b> | 55%       |
| <b>Test Voltage:</b> | AC 120V/60 Hz        |                           |           |
| <b>Ant. Pol.</b>     | Vertical             |                           |           |
| <b>Test Mode:</b>    | TX GFSK Mode 2402MHz |                           |           |
| <b>Remark:</b>       | N/A                  |                           |           |

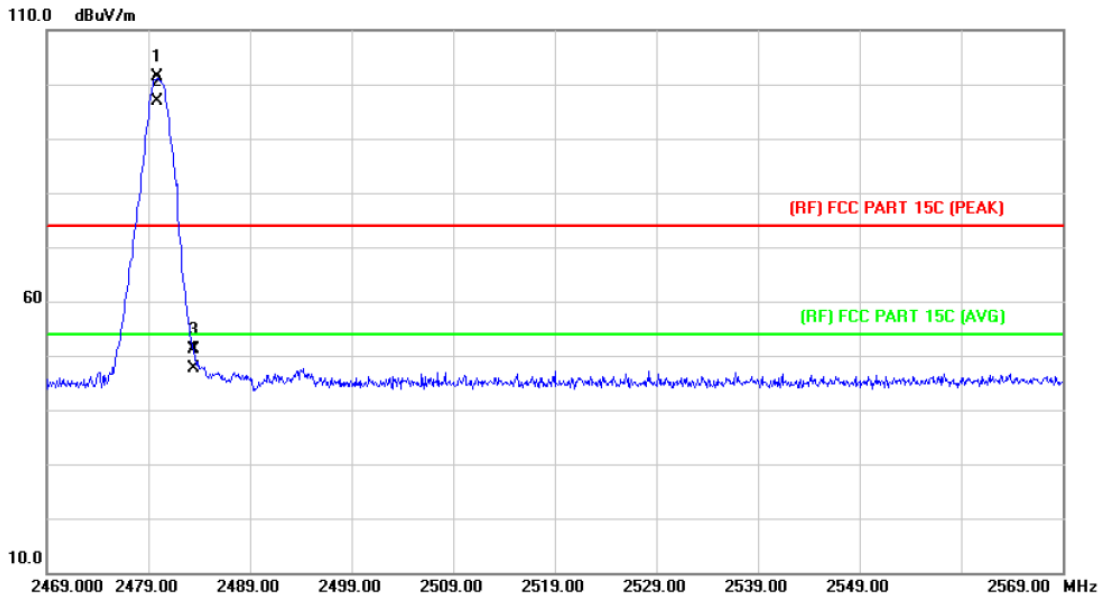


| No. | Mk. | Freq.<br>MHz | Reading<br>Level<br>dBuV | Correct<br>Factor<br>dB/m | Measure-<br>ment<br>dBuV/m | Limit<br>dBuV/m       | Over<br>dB | Detector |
|-----|-----|--------------|--------------------------|---------------------------|----------------------------|-----------------------|------------|----------|
| 1   |     | 2390.000     | 44.31                    | 0.77                      | 45.08                      | 74.00                 | -28.92     | peak     |
| 2   |     | 2390.000     | 40.87                    | 0.77                      | 41.64                      | 54.00                 | -12.36     | AVG      |
| 3   |     | 2400.000     | 69.32                    | 0.81                      | 70.13                      | Fundamental Frequency |            | peak     |
| 4   | X   | 2400.000     | 67.44                    | 0.81                      | 68.25                      | Fundamental Frequency |            | AVG      |
| 5   | X   | 2402.200     | 94.61                    | 0.82                      | 95.43                      | 74.00                 | 21.43      | peak     |
| 6   | *   | 2402.200     | 91.17                    | 0.82                      | 91.99                      | 54.00                 | 37.99      | AVG      |

**Emission Level= Read Level+ Correct Factor**



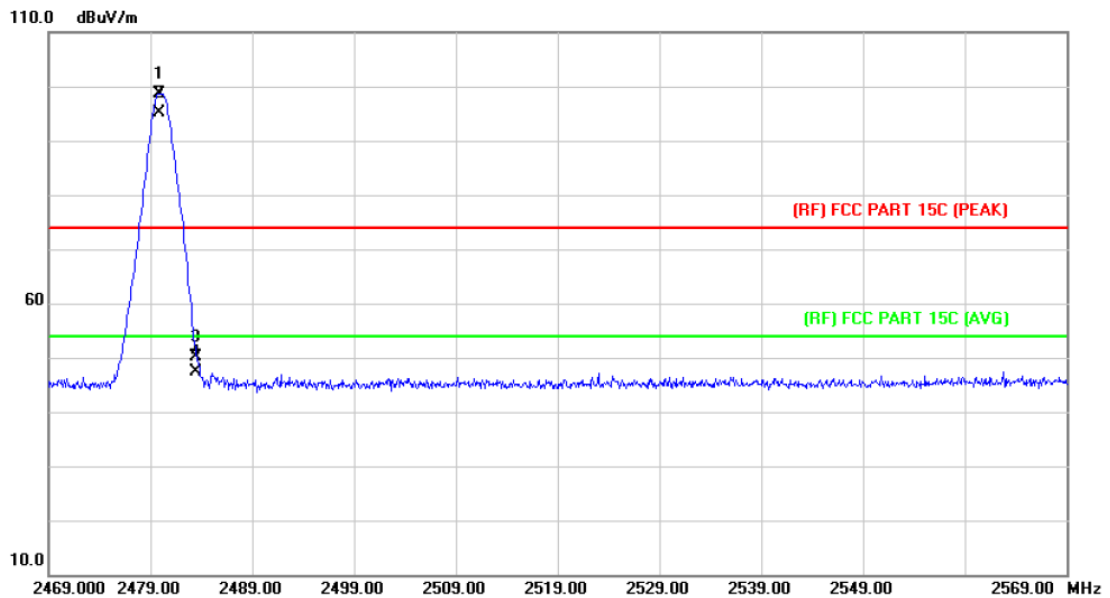
|                      |                       |                           |           |
|----------------------|-----------------------|---------------------------|-----------|
| <b>EUT:</b>          | MID                   | <b>Model Name :</b>       | MID1008-L |
| <b>Temperature:</b>  | 25 °C                 | <b>Relative Humidity:</b> | 55%       |
| <b>Test Voltage:</b> | AC 120V/60 Hz         |                           |           |
| <b>Ant. Pol.</b>     | Horizontal            |                           |           |
| <b>Test Mode:</b>    | TX GFSK Mode 2480 MHz |                           |           |
| <b>Remark:</b>       | N/A                   |                           |           |



| No. | Mk. | Freq.<br>MHz | Reading<br>Level<br>dBuV | Correct<br>Factor<br>dB/m | Measure-<br>ment<br>dBuV/m | Limit<br>dBuV/m       | Over<br>dB | Detector |
|-----|-----|--------------|--------------------------|---------------------------|----------------------------|-----------------------|------------|----------|
| 1   | X   | 2479.800     | 100.17                   | 1.15                      | 101.32                     | Fundamental Frequency |            | peak     |
| 2   | *   | 2479.800     | 95.72                    | 1.15                      | 96.87                      | Fundamental Frequency |            | AVG      |
| 3   |     | 2483.500     | 49.95                    | 1.17                      | 51.12                      | 74.00                 | -22.88     | peak     |
| 4   |     | 2483.500     | 46.34                    | 1.17                      | 47.51                      | 54.00                 | -6.49      | AVG      |

Emission Level= Read Level+ Correct Factor

|                      |                       |                           |           |
|----------------------|-----------------------|---------------------------|-----------|
| <b>EUT:</b>          | MID                   | <b>Model Name :</b>       | MID1008-L |
| <b>Temperature:</b>  | 25 °C                 | <b>Relative Humidity:</b> | 55%       |
| <b>Test Voltage:</b> | AC 120V/60 Hz         |                           |           |
| <b>Ant. Pol.</b>     | Vertical              |                           |           |
| <b>Test Mode:</b>    | TX GFSK Mode 2480 MHz |                           |           |
| <b>Remark:</b>       | N/A                   |                           |           |

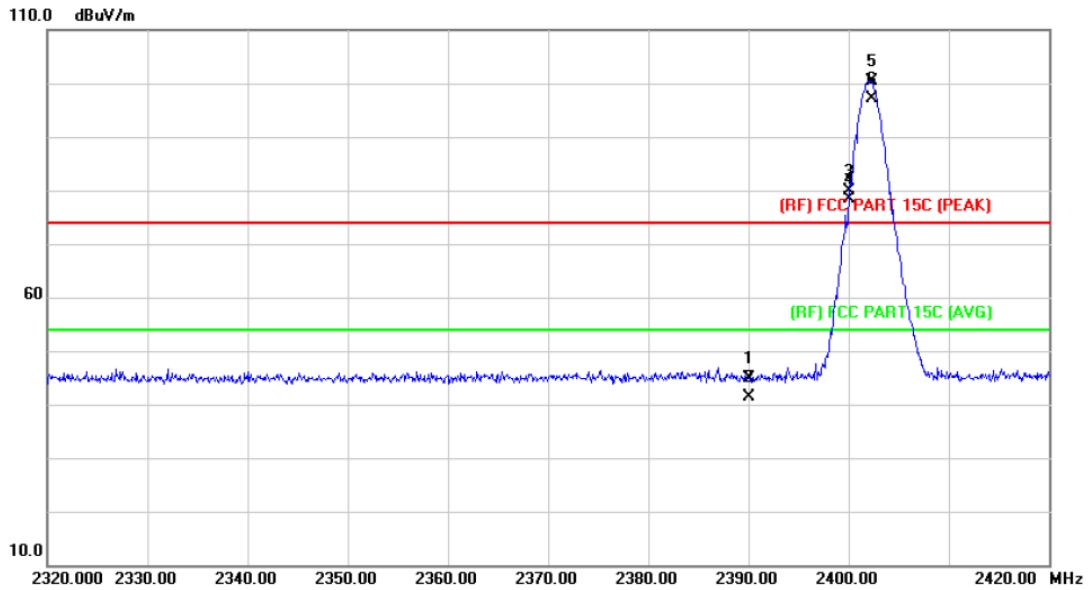


| No. | Mk. | Freq.<br>MHz | Reading<br>Level<br>dBuV | Correct<br>Factor<br>dB/m | Measure-<br>ment<br>dBuV/m | Limit<br>dBuV/m       | Over<br>dB | Detector |
|-----|-----|--------------|--------------------------|---------------------------|----------------------------|-----------------------|------------|----------|
| 1   | X   | 2479.900     | 97.53                    | 1.15                      | 98.68                      | Fundamental Frequency |            | peak     |
| 2   | *   | 2479.900     | 94.01                    | 1.15                      | 95.16                      | Fundamental Frequency |            | AVG      |
| 3   |     | 2483.500     | 49.06                    | 1.17                      | 50.23                      | 74.00                 | -23.77     | peak     |
| 4   |     | 2483.500     | 46.21                    | 1.17                      | 47.38                      | 54.00                 | -6.62      | AVG      |

Emission Level= Read Level+ Correct Factor



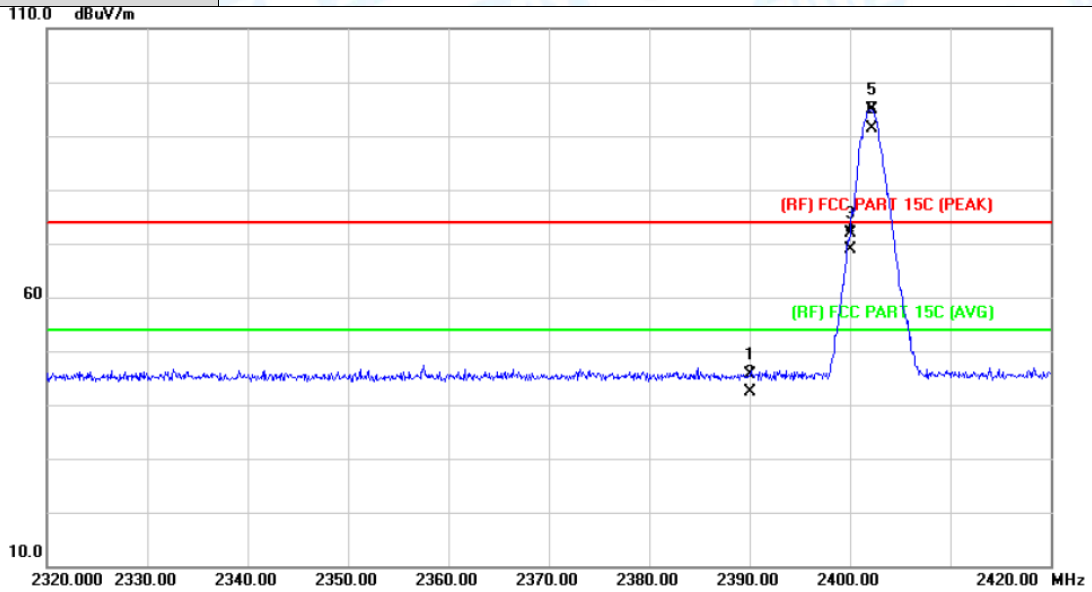
|                      |                        |                           |           |
|----------------------|------------------------|---------------------------|-----------|
| <b>EUT:</b>          | MID                    | <b>Model Name :</b>       | MID1008-L |
| <b>Temperature:</b>  | 25 °C                  | <b>Relative Humidity:</b> | 55%       |
| <b>Test Voltage:</b> | AC 120V/60 Hz          |                           |           |
| <b>Ant. Pol.</b>     | Horizontal             |                           |           |
| <b>Test Mode:</b>    | TX 8-DPSK Mode 2402MHz |                           |           |
| <b>Remark:</b>       | N/A                    |                           |           |



| No. | Mk. | Freq.<br>MHz | Reading<br>Level<br>dBuV | Correct<br>Factor<br>dB/m | Measure-<br>ment<br>dBuV/m | Limit<br>dBuV/m       | Over<br>dB | Detector |
|-----|-----|--------------|--------------------------|---------------------------|----------------------------|-----------------------|------------|----------|
| 1   |     | 2390.000     | 44.13                    | 0.77                      | 44.90                      | 74.00                 | -29.10     | peak     |
| 2   |     | 2390.000     | 40.69                    | 0.77                      | 41.46                      | 54.00                 | -12.54     | AVG      |
| 3   | X   | 2400.000     | 79.19                    | 0.81                      | 80.00                      | Fundamental Frequency |            | peak     |
| 4   | X   | 2400.000     | 77.66                    | 0.81                      | 78.47                      | Fundamental Frequency |            | AVG      |
| 5   | X   | 2402.300     | 99.66                    | 0.82                      | 100.48                     | 74.00                 | 26.48      | peak     |
| 6   | *   | 2402.300     | 96.22                    | 0.82                      | 97.04                      | 54.00                 | 43.04      | AVG      |

**Emission Level= Read Level+ Correct Factor**

|                      |                        |                           |           |
|----------------------|------------------------|---------------------------|-----------|
| <b>EUT:</b>          | MID                    | <b>Model Name :</b>       | MID1008-L |
| <b>Temperature:</b>  | 25 °C                  | <b>Relative Humidity:</b> | 55%       |
| <b>Test Voltage:</b> | AC 120V/60 Hz          |                           |           |
| <b>Ant. Pol.</b>     | Vertical               |                           |           |
| <b>Test Mode:</b>    | TX 8-DPSK Mode 2402MHz |                           |           |
| <b>Remark:</b>       | N/A                    |                           |           |

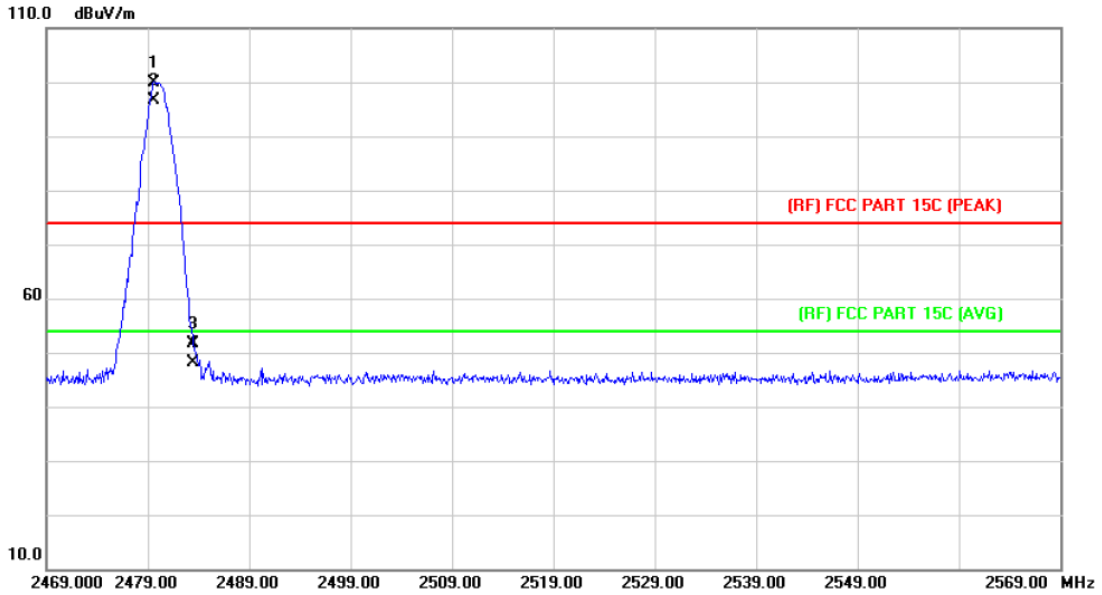


| No. | Mk. | Freq.    | Reading Level | Correct Factor | Measurement | Limit                 | Over   | Detector |
|-----|-----|----------|---------------|----------------|-------------|-----------------------|--------|----------|
|     |     | MHz      | dBuV          | dB/m           | dBuV/m      | dBuV/m                | dB     |          |
| 1   |     | 2390.000 | 44.96         | 0.77           | 45.73       | 74.00                 | -28.27 | peak     |
| 2   |     | 2390.000 | 41.52         | 0.77           | 42.29       | 54.00                 | -11.71 | AVG      |
| 3   |     | 2400.000 | 71.15         | 0.81           | 71.96       | Fundamental Frequency |        | peak     |
| 4   | X   | 2400.000 | 68.14         | 0.81           | 68.95       | Fundamental Frequency |        | AVG      |
| 5   | X   | 2402.200 | 94.01         | 0.82           | 94.83       | 74.00                 | 20.83  | peak     |
| 6   | *   | 2402.200 | 90.57         | 0.82           | 91.39       | 54.00                 | 37.39  | AVG      |

**Emission Level= Read Level+ Correct Factor**



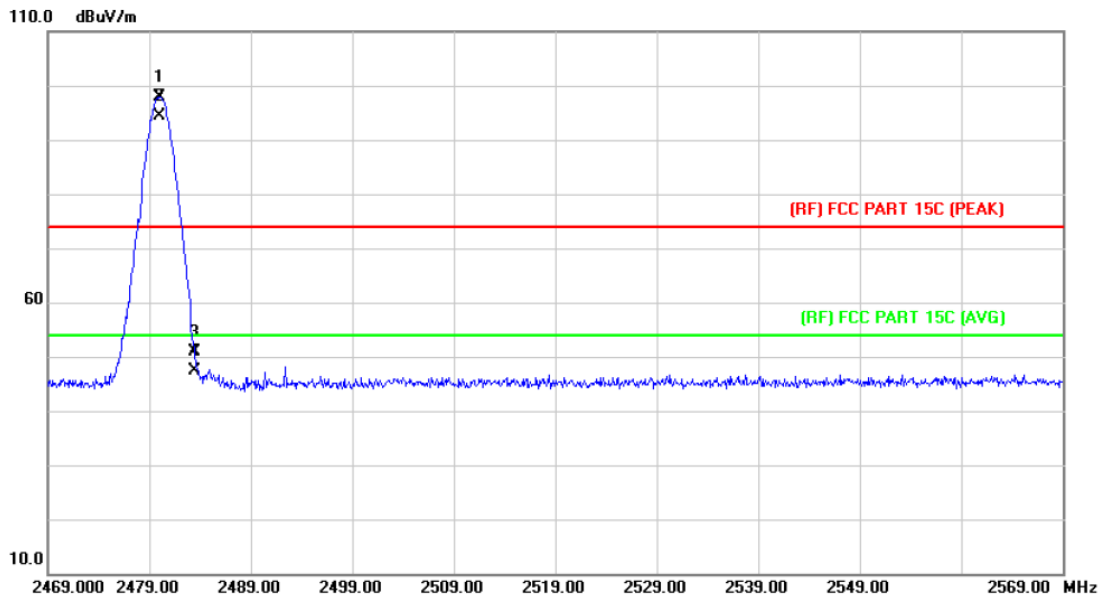
|                      |                        |                           |           |
|----------------------|------------------------|---------------------------|-----------|
| <b>EUT:</b>          | MID                    | <b>Model Name :</b>       | MID1008-L |
| <b>Temperature:</b>  | 25 °C                  | <b>Relative Humidity:</b> | 55%       |
| <b>Test Voltage:</b> | AC 120V/60 Hz          |                           |           |
| <b>Ant. Pol.</b>     | Horizontal             |                           |           |
| <b>Test Mode:</b>    | TX 8-DPSK Mode 2480MHz |                           |           |
| <b>Remark:</b>       | N/A                    |                           |           |



| No. | Mk. | Freq.<br>MHz | Reading<br>Level<br>dBuV | Correct<br>Factor<br>dB/m | Measure-<br>ment<br>dBuV/m | Limit<br>dBuV/m       | Over<br>dB | Detector |
|-----|-----|--------------|--------------------------|---------------------------|----------------------------|-----------------------|------------|----------|
| 1   | X   | 2479.600     | 98.84                    | 1.15                      | 99.99                      | Fundamental Frequency |            | peak     |
| 2   | *   | 2479.600     | 95.53                    | 1.15                      | 96.68                      | Fundamental Frequency |            | AVG      |
| 3   |     | 2483.500     | 50.51                    | 1.17                      | 51.68                      | 74.00                 | -22.32     | peak     |
| 4   |     | 2483.500     | 46.86                    | 1.17                      | 48.03                      | 54.00                 | -5.97      | AVG      |

Emission Level= Read Level+ Correct Factor

|                      |                        |                           |           |
|----------------------|------------------------|---------------------------|-----------|
| <b>EUT:</b>          | MID                    | <b>Model Name :</b>       | MID1008-L |
| <b>Temperature:</b>  | 25 °C                  | <b>Relative Humidity:</b> | 55%       |
| <b>Test Voltage:</b> | AC 120V/60 Hz          |                           |           |
| <b>Ant. Pol.</b>     | Vertical               |                           |           |
| <b>Test Mode:</b>    | TX 8-DPSK Mode 2480MHz |                           |           |
| <b>Remark:</b>       | N/A                    |                           |           |



| No. | Mk. | Freq.<br>MHz | Reading<br>Level<br>dBuV | Correct<br>Factor<br>dB/m | Measure-<br>ment<br>dBuV/m | Limit<br>dBuV/m       | Over<br>dB | Detector |
|-----|-----|--------------|--------------------------|---------------------------|----------------------------|-----------------------|------------|----------|
| 1   | X   | 2480.000     | 96.64                    | 1.15                      | 97.79                      | Fundamental Frequency |            | peak     |
| 2   | *   | 2480.000     | 93.23                    | 1.15                      | 94.38                      | Fundamental Frequency |            | AVG      |
| 3   |     | 2483.500     | 49.61                    | 1.17                      | 50.78                      | 74.00                 | -23.22     | peak     |
| 4   |     | 2483.500     | 46.12                    | 1.17                      | 47.29                      | 54.00                 | -6.71      | AVG      |

Emission Level= Read Level+ Correct Factor



## 7. Antenna Requirement

### 7.1 Standard Requirement

#### 7.1.1 Standard

FCC Part 15.203

#### 7.1.2 Requirement

An intentional radiator shall be designed to ensure that no antenna other than that furnished by the responsible party shall be used with the device. The use of a permanently attached antenna or of an antenna that uses a unique coupling to the intentional radiator shall be considered sufficient to comply with the provisions of this Section. The manufacturer may design the unit so that a broken antenna can be replaced by the user, but the use of a standard antenna jack or electrical connector is prohibited.

### 7.2 Antenna Connected Construction

The directional gains of the antenna used for transmitting is 0 dBi, and the antenna connector is de-signed with permanent attachment and no consideration of replacement. Please see the EUT photo for details.

The EUT antenna is a FPC Antenna. It complies with the standard requirement.

| Antenna Type   |
|--|
| <input checked="" type="checkbox"/> Permanent attached antenna |
| <input type="checkbox"/> Unique connector antenna              |
| <input type="checkbox"/> Professional installation antenna     |