

**Audio cable**

- Connect a 3.5 mm audio cable (not included) from your speaker's **AUX IN** jack to your audio device's headphone/audio out jack.






USING YOUR SPEAKER**Listening to audio**

- 1 Play audio on your connected device.
- 2 Press + or - to adjust your speaker's volume.
- 3 Use the controls on your connected device to control playback.

Note: Make sure that your connected device's volume is set to at least 50%.

**TAKING A PHONE CALL**

The following functions are available when paired to a phone with Bluetooth:

- Reject an incoming call: Press and hold  (call).
- Answer an incoming call: Press  (call).
- Switch audio between your speaker and phone: Press and hold  (call).
- End current call: Press  (call).
- Redial the last dialed number: Press  (call) twice.

LED INDICATORS:

LED	FUNCTION
Blinks blue quickly	Bluetooth pairing mode
Lights solid blue	Paired to a Bluetooth device
Blinks blue slowly	Connected to an AUX device
Lights red	Speaker is charging (charging complete when LED turns off)

TROUBLESHOOTING**Unable to pair.**

- Turn your speaker off, then back on.
- If a passcode is needed, enter **0000**.
- Move your speaker and Bluetooth device closer together.

Static or breaks while playing audio.

- Move your speaker and Bluetooth device closer together.
- Use a paper clip to press reset.
- Make sure that the audio cable is connected securely.
- Try a different audio cable.

No sound.

- Turn up the volume on both your speaker and connected device.
- Make sure that your Bluetooth device is paired to your speaker.
- Unplug the audio cable (if connecting with Bluetooth).

No power.

- Make sure that your speaker is fully charged.

Unable to operate.

- Use a paper clip to press reset.

LEGAL NOTICES

If at any time in the future you should need to dispose of this product, note that waste electrical products should not be disposed of with household waste. Recycle where facilities exist. Check with your Local Authority or retailer for recycling advice. (Waste Electrical and Electronic equipment Directive)

Owing to continuous improvement, no prior notice will be given regarding changes on features and specifications.

ONE-YEAR LIMITED WARRANTY

Visit www.insigniaproducts.com for details.

CONTACT INSIGNIA:

For customer service, call 1-877-467-4289 (U.S. and Canada) or 01-800-926-3000 (Mexico)
www.insigniaproducts.com

This device complies with Part 15 of the FCC rules. Operation is subject to the following two conditions:
1) this device may not cause harmful interference, and
2) this device must accept any interference received, including interference that may cause undesired operation.

This equipment has been tested and found to comply with the limits for a Class B digital device, pursuant to Part 15 of the FCC rules. These limits are designed to provide reasonable protection against harmful interference in a residential installation. This equipment generates, uses and can radiate radio frequency energy and if not installed and used in accordance with the instructions, may cause harmful interference to radio communications. However, there is no guarantee that interference will not occur in a particular installation. If this equipment does cause harmful interference to radio or television reception, which can be determined by turning the equipment off and on, the user is encouraged to try correct the interference by one or more of the following measures:
- Reorient the receiving antenna.
- Increase the separation between the equipment and receiver.
- Connect the equipment into and outlet on a circuit different from that to which the receiver is connected.
- Consult the dealer or an experienced radio/TV technician for help.

You are cautioned that changes or modifications not expressly approved by the party responsible for compliance could void your authority to operate the equipment.

INSIGNIA is a trademark of Best Buy and its affiliated companies.
Distributed by Best Buy Purchasing, LLC
©2016 Best Buy. All rights reserved.
Made in China

