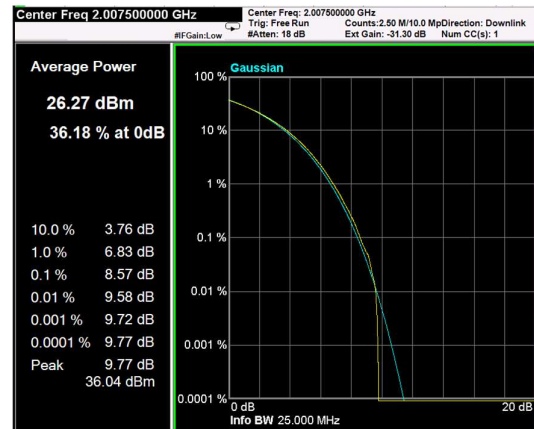
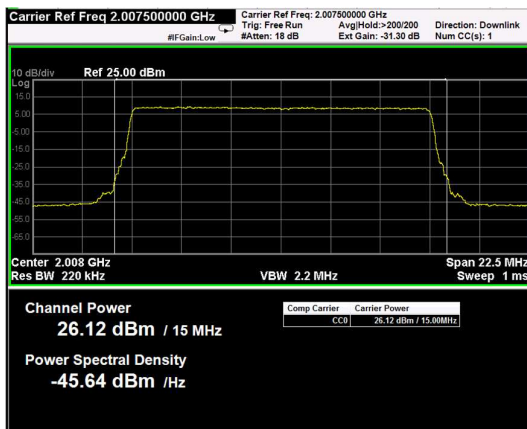


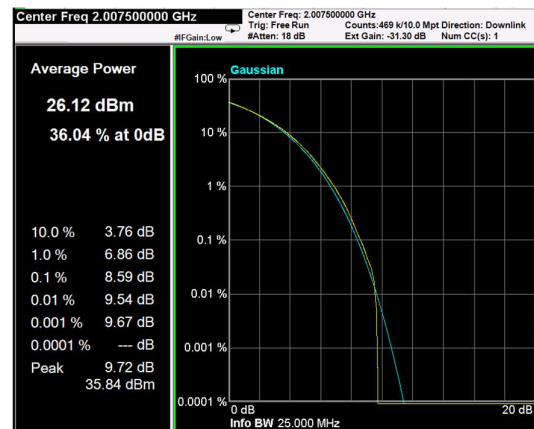
Channel: BOTTOM, Modulation: 16QAM, BW=15MHz, Channel Power



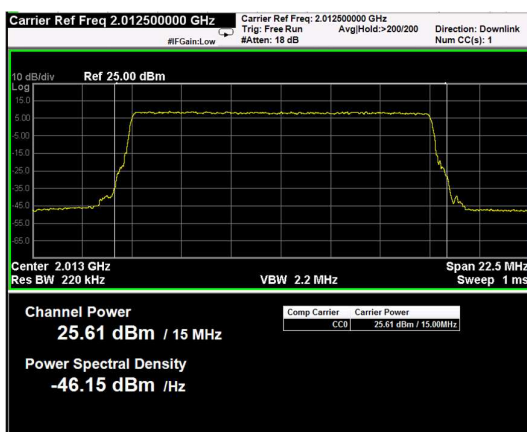
Channel: BOTTOM, Modulation: 16QAM, BW=15MHz, CCDF



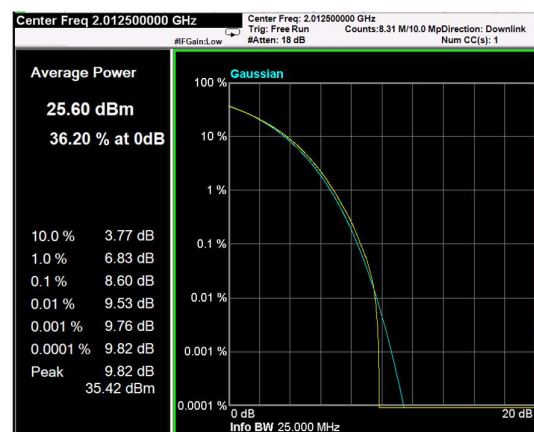
Channel: MIDDLE, Modulation: 16QAM, BW=15MHz, Channel Power



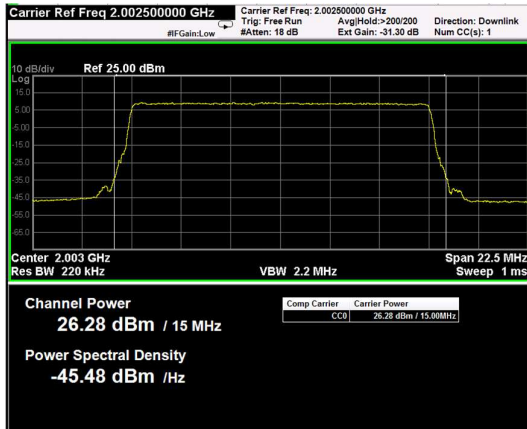
Channel: MIDDLE, Modulation: 16QAM, BW=15MHz, CCDF



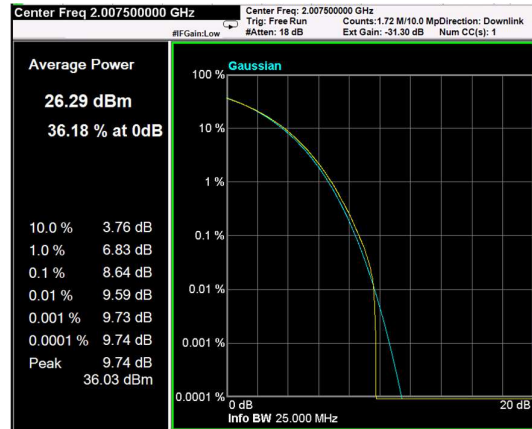
Channel: TOP, Modulation: 16QAM, BW=15MHz, Channel Power



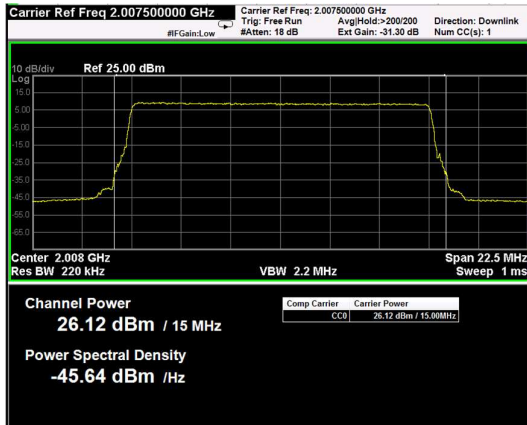
Channel: TOP, Modulation: 16QAM, BW=15MHz, CCDF



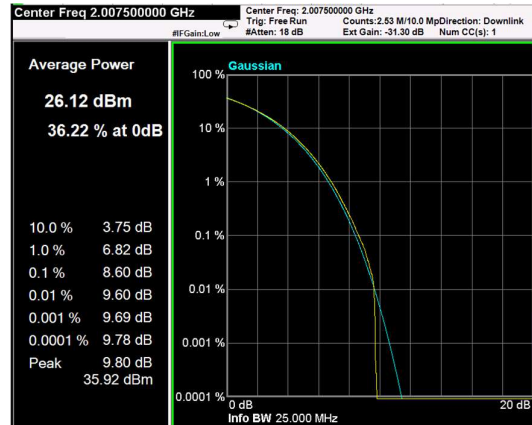
Channel: BOTTOM, Modulation: 64QAM, BW=15MHz, Channel Power



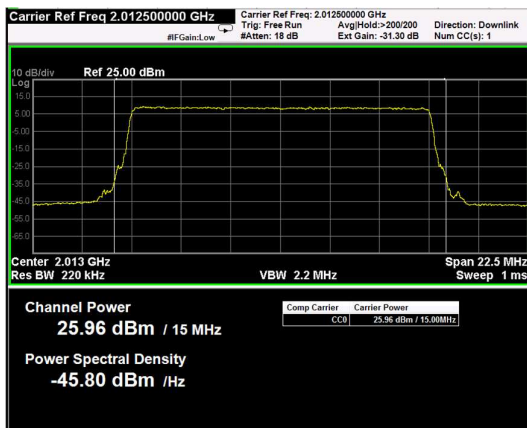
Channel: BOTTOM, Modulation: 64QAM, BW=15MHz, CCDF



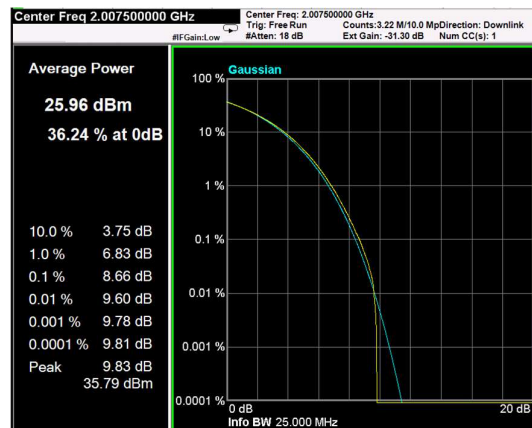
Channel: MIDDLE, Modulation: 64QAM, BW=15MHz, Channel Power



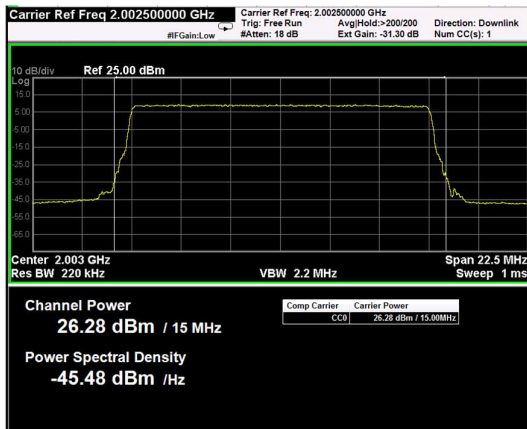
Channel: MIDDLE, Modulation: 64QAM, BW=15MHz, CCDF



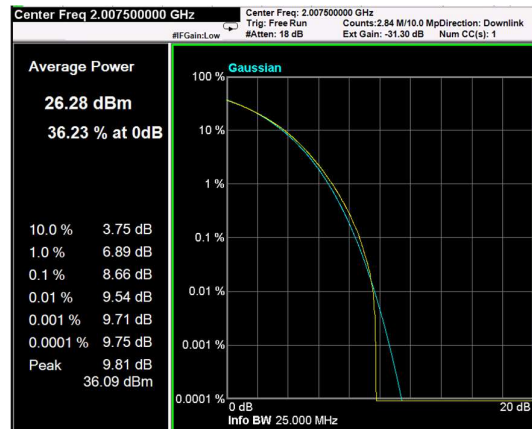
Channel: TOP, Modulation: 64QAM, BW=15MHz, Channel Power



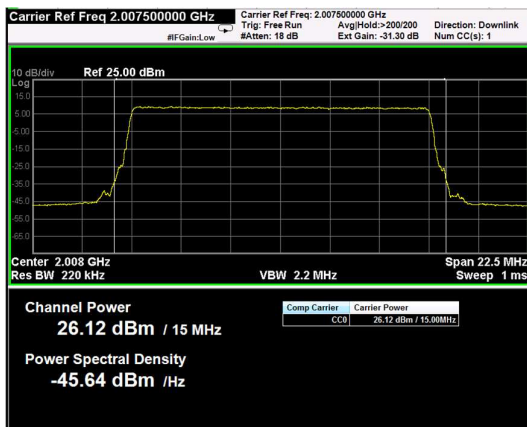
Channel: TOP, Modulation: 64QAM, BW=15MHz, CCDF



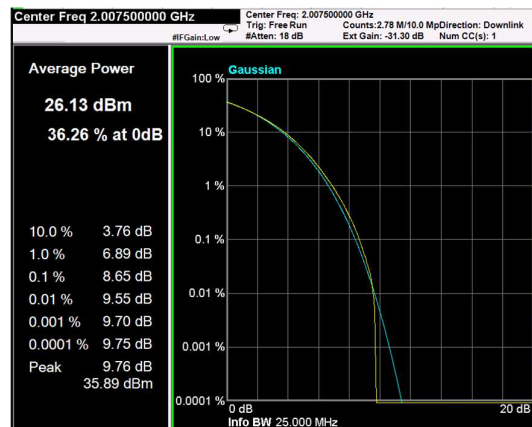
Channel: BOTTOM, Modulation: 256QAM, BW=15MHz, Channel Power



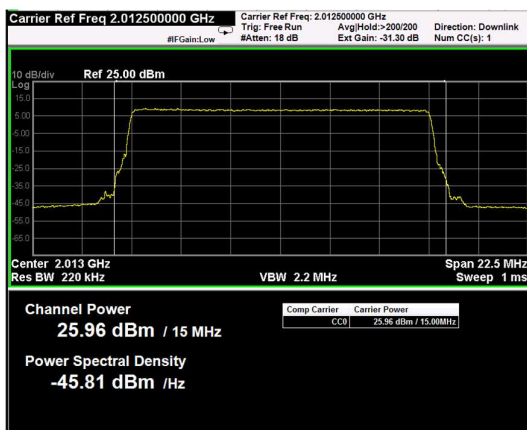
Channel: BOTTOM, Modulation: 256QAM, BW=15MHz, CCDF



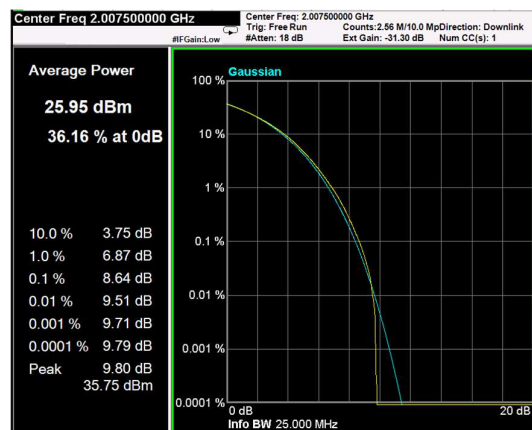
Channel: MIDDLE, Modulation: 256QAM, BW=15MHz, Channel Power



Channel: MIDDLE, Modulation: 256QAM, BW=15MHz, CCDF

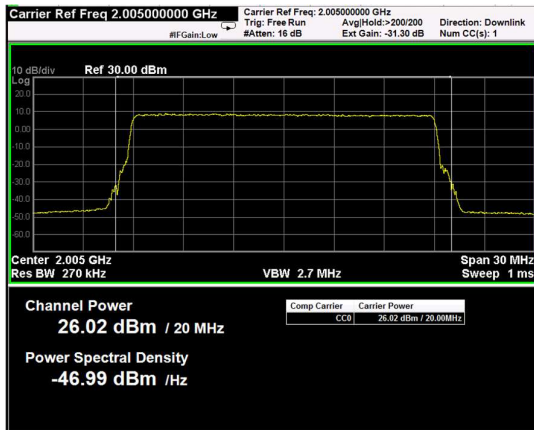


Channel: TOP, Modulation: 256QAM, BW=15MHz, Channel Power

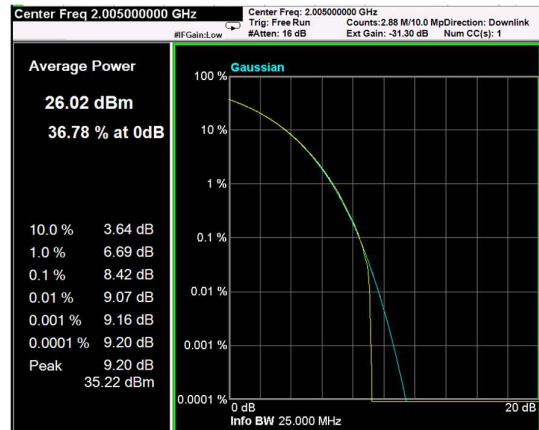


Channel: TOP, Modulation: 256QAM, BW=15MHz, CCDF

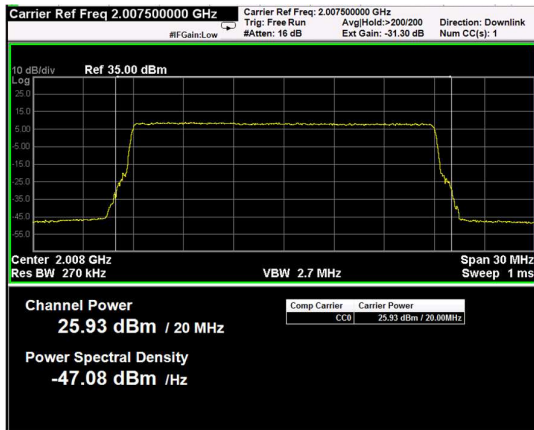
Test data					
Direction	Modulation	Frequency (MHz)	RF output Power (dBm)	RF output channel Power (W)	PAR (dB)
Down-link	LTE 20MHz (QPSK)	2005	26.02	0.400	9.20
Down-link	LTE 20MHz (QPSK)	2007.5	25.93	0.392	9.20
Down-link	LTE 20MHz (QPSK)	2010	25.82	0.382	9.33
Down-link	LTE 20MHz (16QAM)	2005	26.01	0.399	9.23
Down-link	LTE 20MHz (16QAM)	2007.5	25.95	0.394	9.22
Down-link	LTE 20MHz (16QAM)	2010	25.84	0.384	9.38
Down-link	LTE 20MHz (64QAM)	2005	26.01	0.399	9.23
Down-link	LTE 20MHz (64QAM)	2007.5	25.77	0.378	9.46
Down-link	LTE 20MHz (64QAM)	2010	25.8	0.380	9.30
Down-link	LTE 20MHz (256QAM)	2005	26.01	0.399	9.22
Down-link	LTE 20MHz (256QAM)	2007.5	25.95	0.394	9.22
Down-link	LTE 20MHz (256QAM)	2010	25.84	0.384	9.36



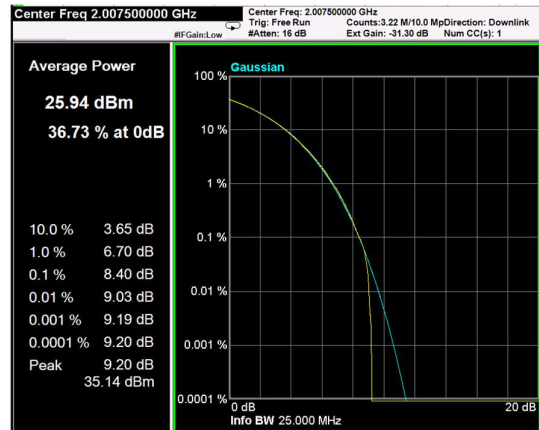
Channel: BOTTOM, Modulation: QPSK, BW=20MHz, Channel Power



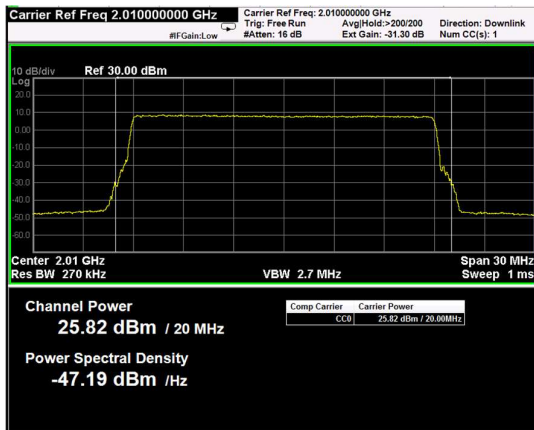
Channel: BOTTOM, Modulation: QPSK, BW=20MHz, CCDF



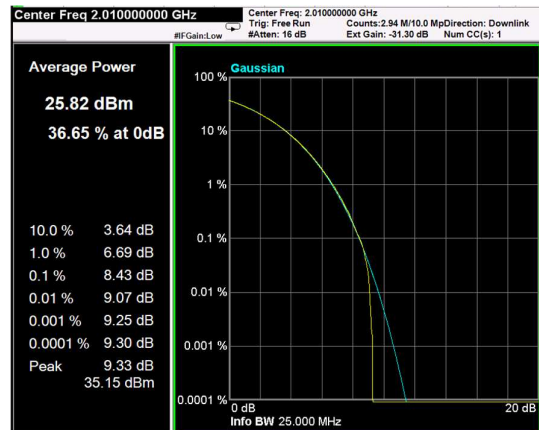
Channel: MIDDLE, Modulation: QPSK, BW=20MHz, Channel Power



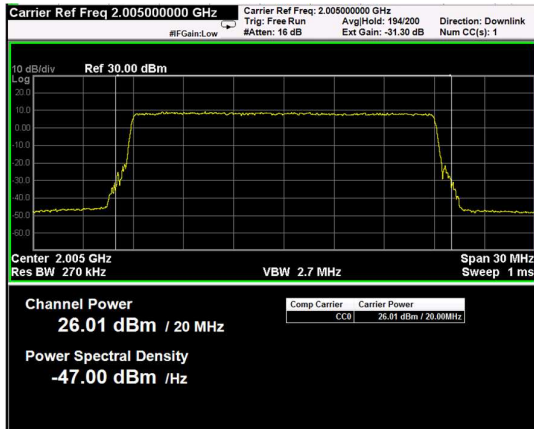
Channel: MIDDLE, Modulation: QPSK, BW=20MHz, CCDF



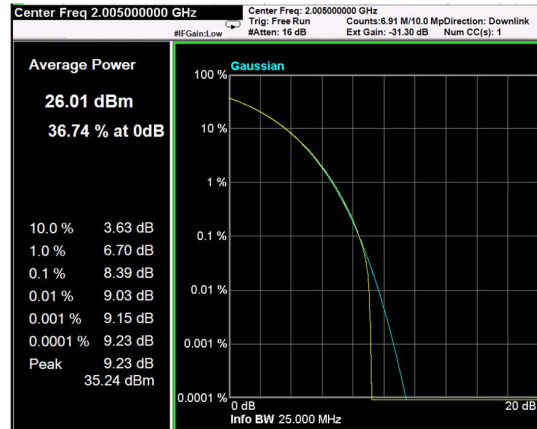
Channel: TOP, Modulation: QPSK, BW=20MHz, Channel Power



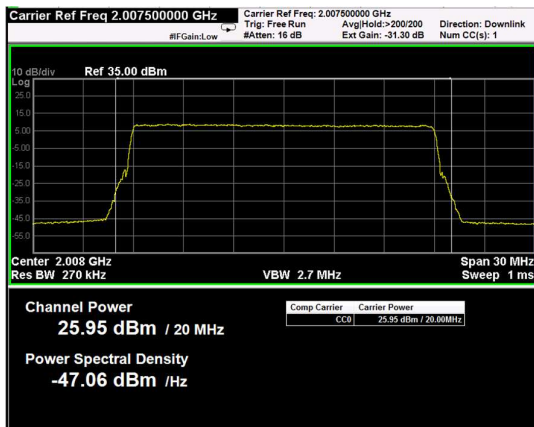
Channel: TOP, Modulation: QPSK, BW=20MHz, CCDF



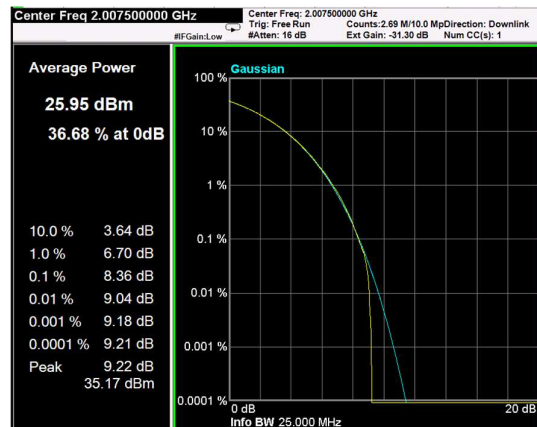
Channel: BOTTOM, Modulation: 16QAM, BW=20MHz, Channel Power



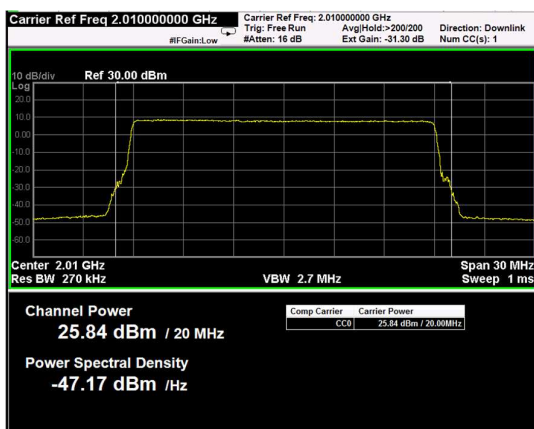
Channel: BOTTOM, Modulation: 16QAM, BW=20MHz, CCDF



Channel: MIDDLE, Modulation: 16QAM, BW=20MHz, Channel Power



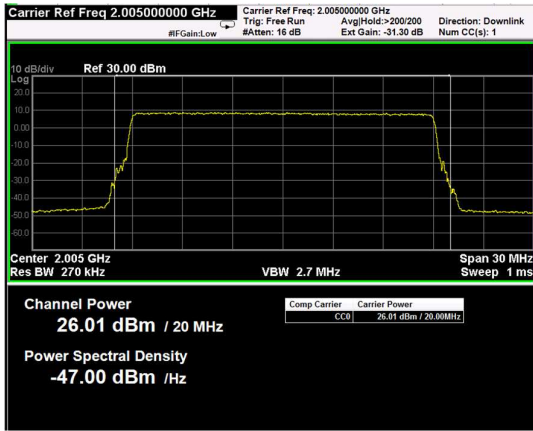
Channel: MIDDLE, Modulation: 16QAM, BW=20MHz, CCDF



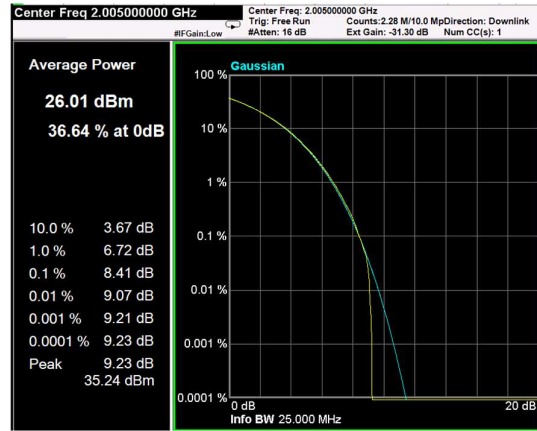
Channel: TOP, Modulation: 16QAM, BW=20MHz, Channel Power



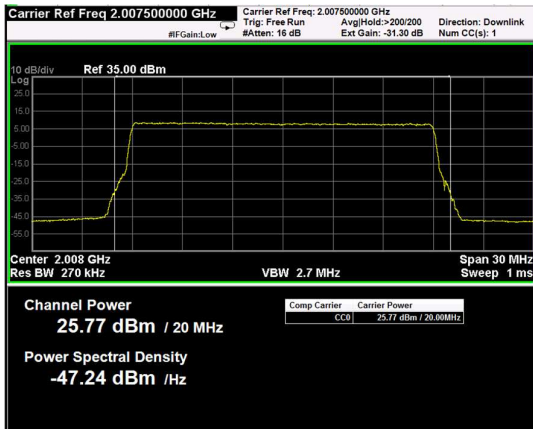
Channel: TOP, Modulation: 16QAM, BW=20MHz, CCDF



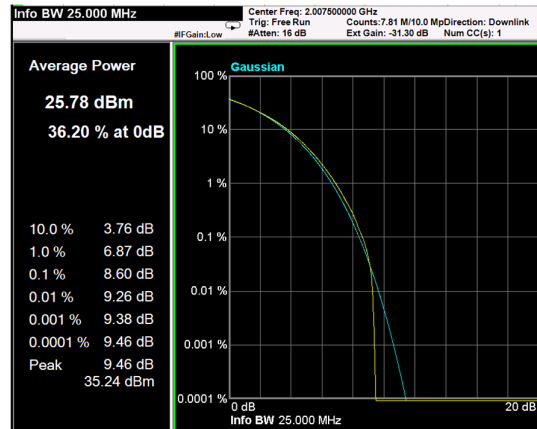
Channel: BOTTOM, Modulation: 64QAM, BW=20MHz, Channel Power



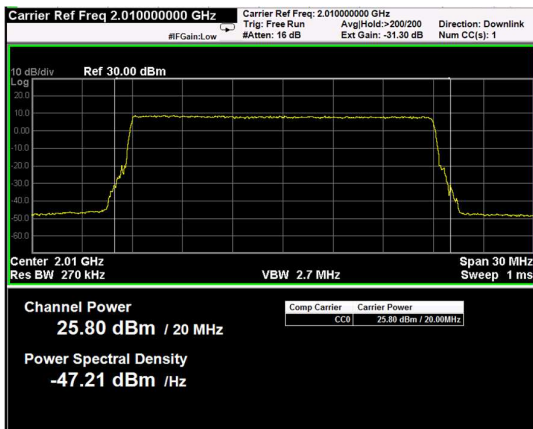
Channel: BOTTOM, Modulation: 64QAM, BW=20MHz, CCDF



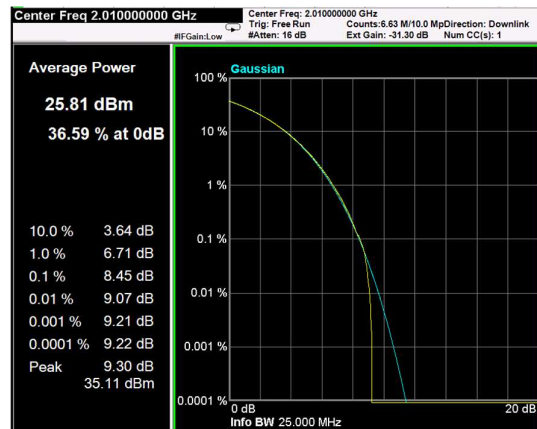
Channel: MIDDLE, Modulation: 64QAM, BW=20MHz, Channel Power



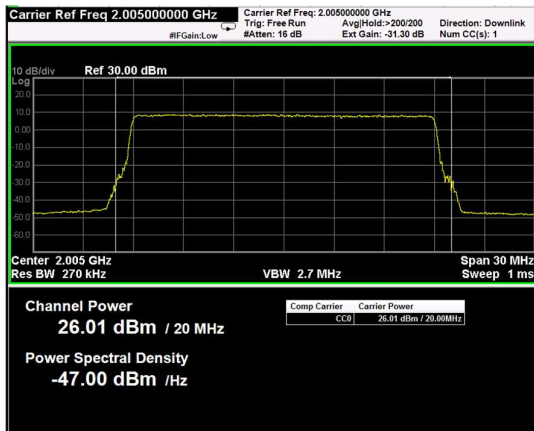
Channel: MIDDLE, Modulation: 64QAM, BW=20MHz, CCDF



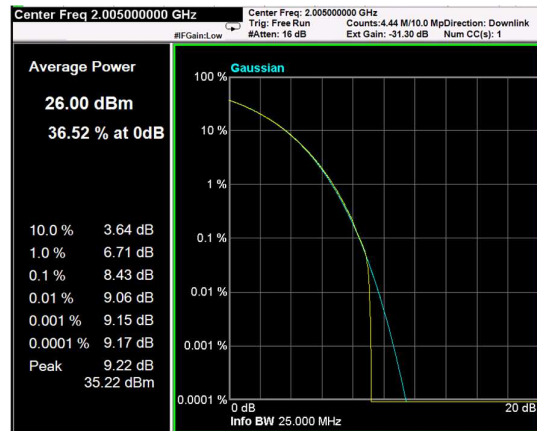
Channel: TOP, Modulation: 64QAM, BW=20MHz, Channel Power



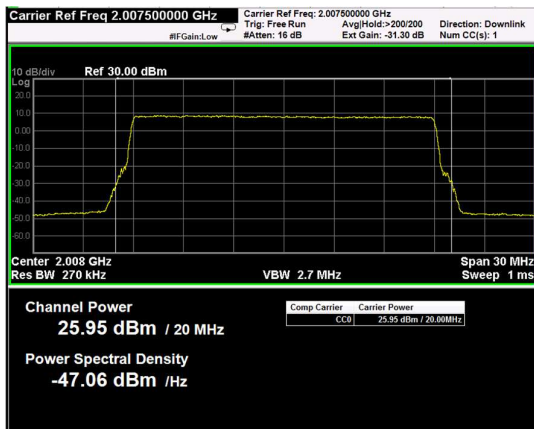
Channel: TOP, Modulation: 64QAM, BW=20MHz, CCDF



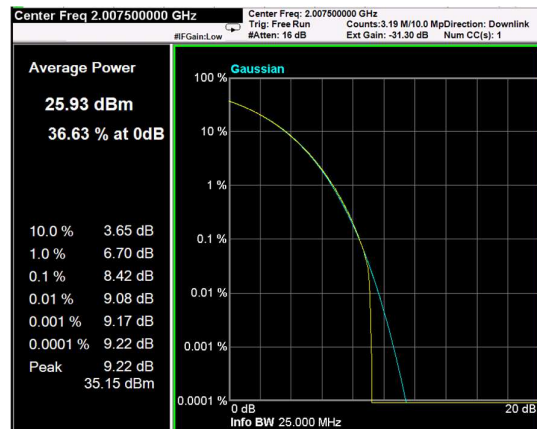
Channel: BOTTOM, Modulation: 256QAM, BW=20MHz, Channel Power



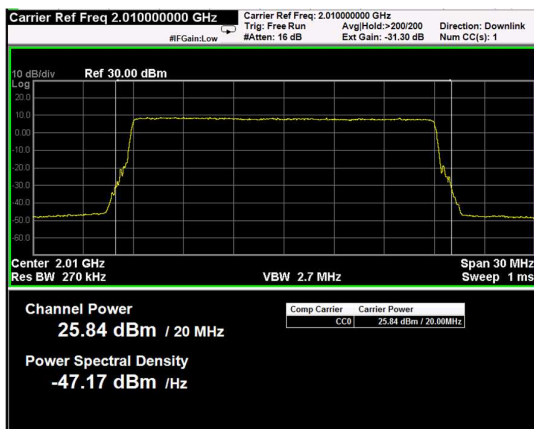
Channel: BOTTOM, Modulation: 256QAM, BW=20MHz, CCDF



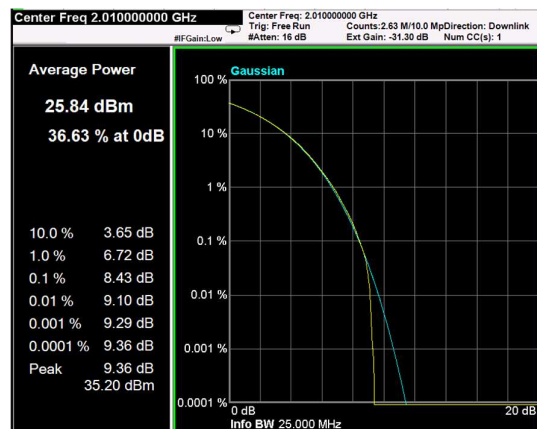
Channel: MIDDLE, Modulation: 256QAM, BW=20MHz, Channel Power



Channel: MIDDLE, Modulation: 256QAM, BW=20MHz, CCDF



Channel: TOP, Modulation: 256QAM, BW=20MHz, Channel Power

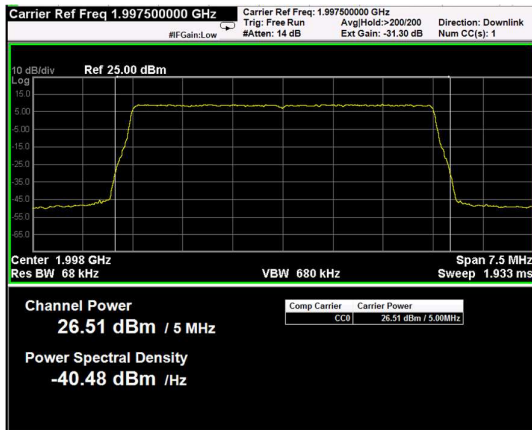


Channel: TOP, Modulation: 256QAM, BW=20MHz, CCDF

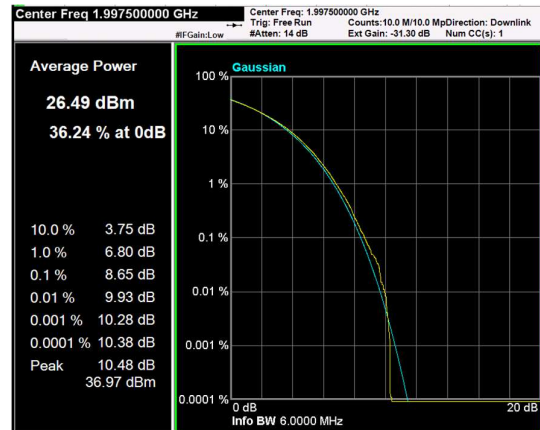
PAR measure is performed by the "CCDF" function installed on Spectrum analyzer that provides average power (the same measured with "Channel power" function), peak power and PAR.

RF PORT 2

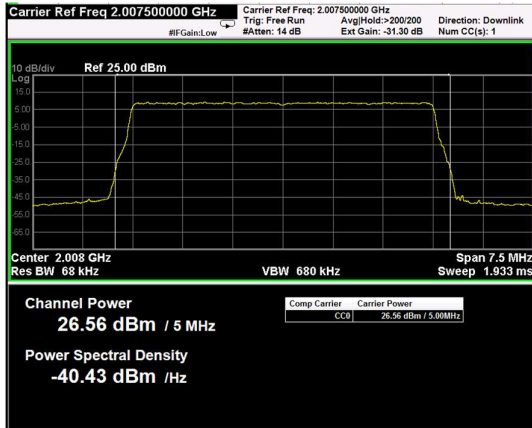
Test data					
Direction	Modulation	Frequency (MHz)	RF output Power (dBm)	RF output channel Power (W)	PAR (dB)
Down-link	LTE 5MHz (QPSK)	1997.5	26.51	0.448	10.48
Down-link	LTE 5MHz (QPSK)	2007.5	26.56	0.453	10.47
Down-link	LTE 5MHz (QPSK)	2017.5	26.21	0.418	10.86
Down-link	LTE 5MHz (16QAM)	1997.5	26.52	0.449	10.5
Down-link	LTE 5MHz (16QAM)	2007.5	26.56	0.453	10.48
Down-link	LTE 5MHz (16QAM)	2017.5	26.19	0.416	10.51
Down-link	LTE 5MHz (64QAM)	1997.5	26.49	0.446	10.51
Down-link	LTE 5MHz (64QAM)	2007.5	26.56	0.453	10.47
Down-link	LTE 5MHz (64QAM)	2017.5	26.17	0.414	10.51
Down-link	LTE 5MHz (256QAM)	1997.5	26.52	0.449	10.48
Down-link	LTE 5MHz (256QAM)	2007.5	26.55	0.452	10.47
Down-link	LTE 5MHz (256QAM)	2017.5	26.17	0.414	10.52



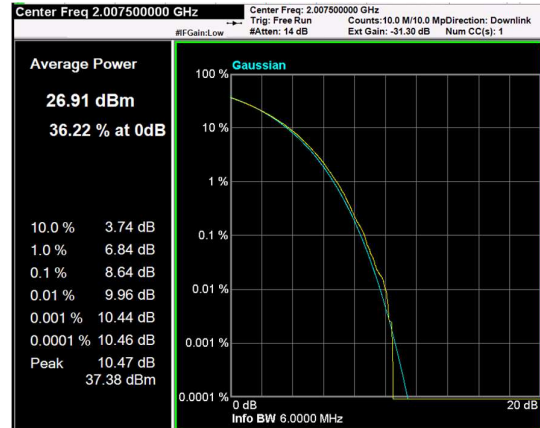
Channel: BOTTOM, Modulation: QPSK, BW=5MHz, Channel Power



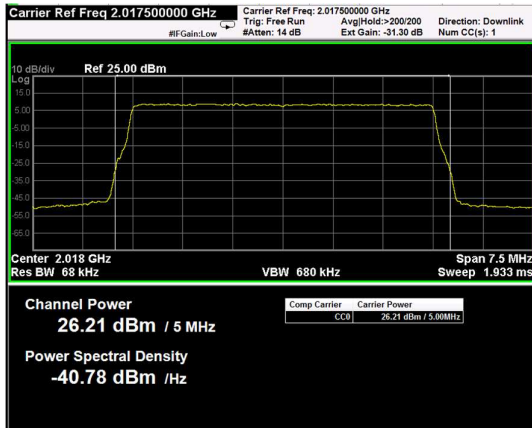
Channel: BOTTOM, Modulation: QPSK, BW=5MHz, CCDF



Channel: MIDDLE, Modulation: QPSK, BW=5MHz, Channel Power



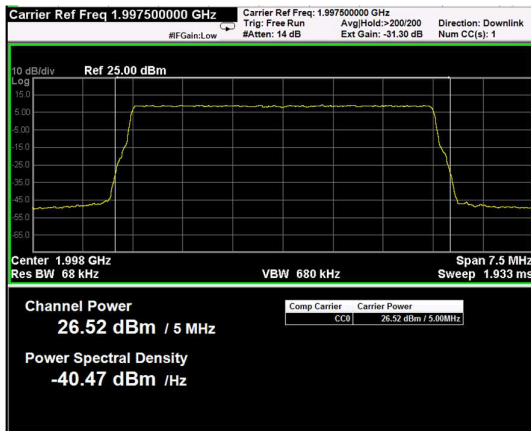
Channel: MIDDLE, Modulation: QPSK, BW=5MHz, CCDF



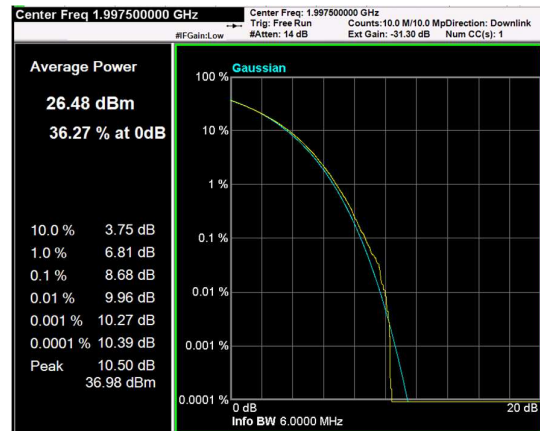
Channel: TOP, Modulation: QPSK, BW=5MHz, Channel Power



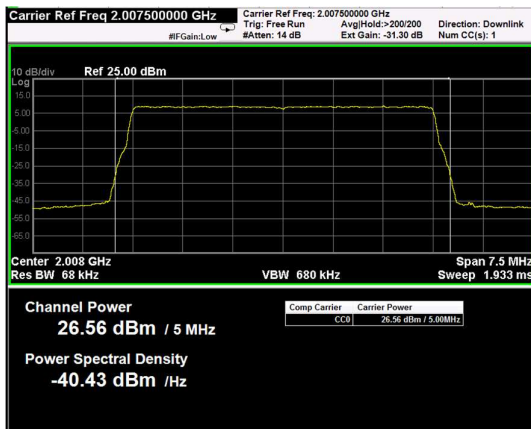
Channel: TOP, Modulation: QPSK, BW=5MHz, CCDF



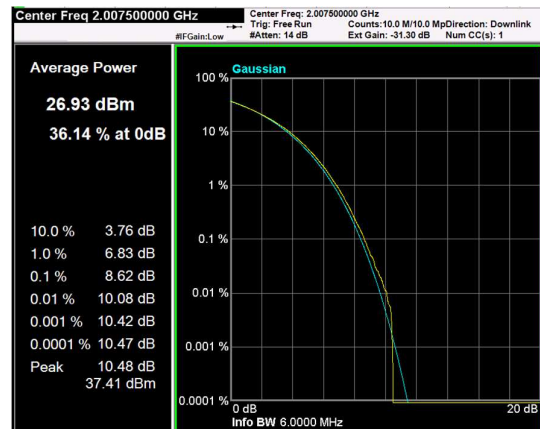
Channel: BOTTOM, Modulation: 16QAM, BW=5MHz, Channel Power



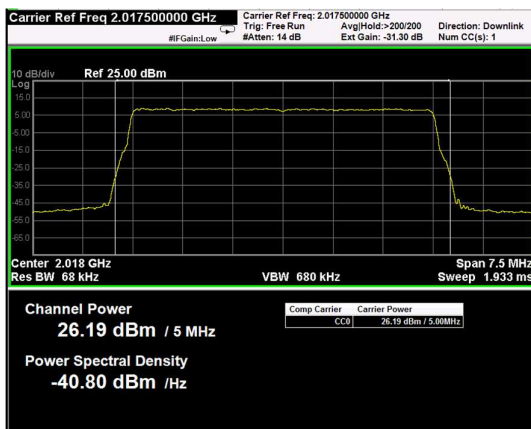
Channel: BOTTOM, Modulation: 16QAM, BW=5MHz, CCDF



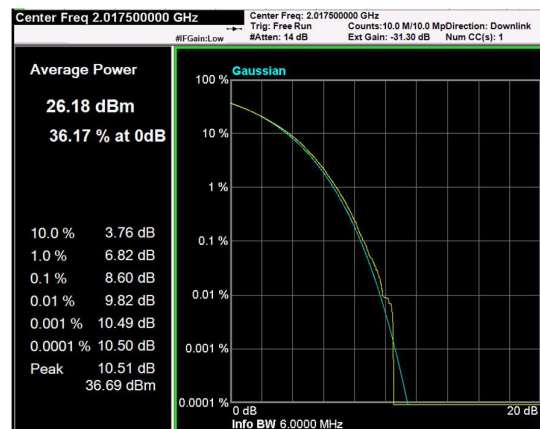
Channel: MIDDLE, Modulation: 16QAM, BW=5MHz, Channel Power



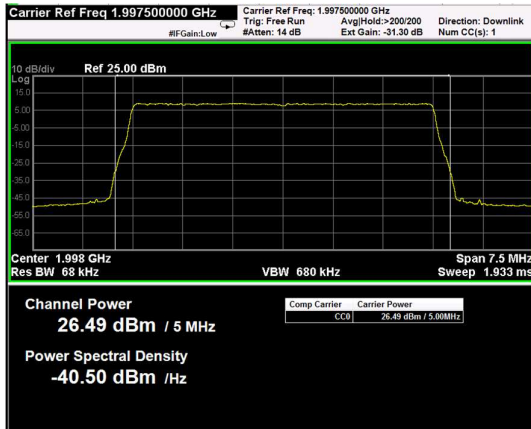
Channel: MIDDLE, Modulation: 16QAM, BW=5MHz, CCDF



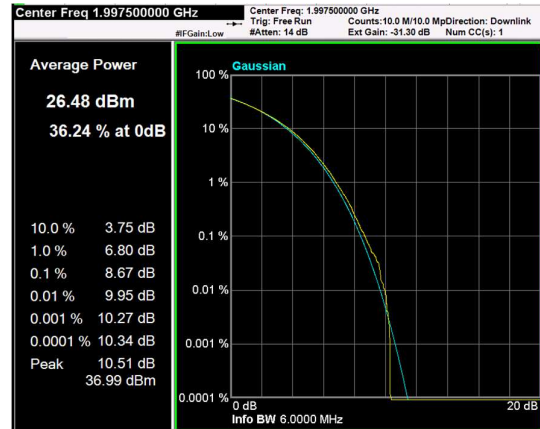
Channel: TOP, Modulation: 16QAM, BW=5MHz, Channel Power



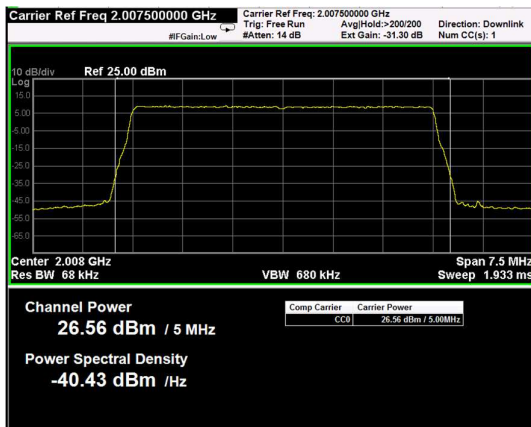
Channel: TOP, Modulation: 16QAM, BW=5MHz, CCDF



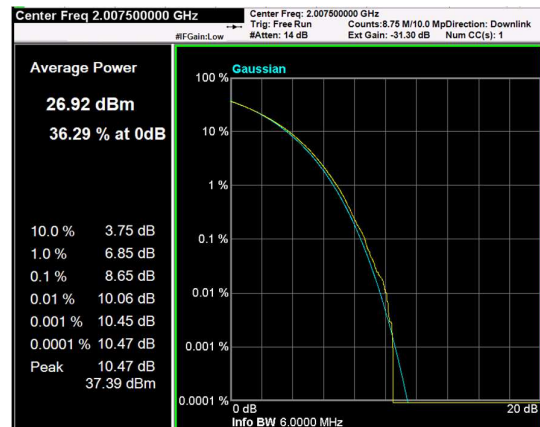
Channel: BOTTOM, Modulation: 64QAM, BW=5MHz, Channel Power



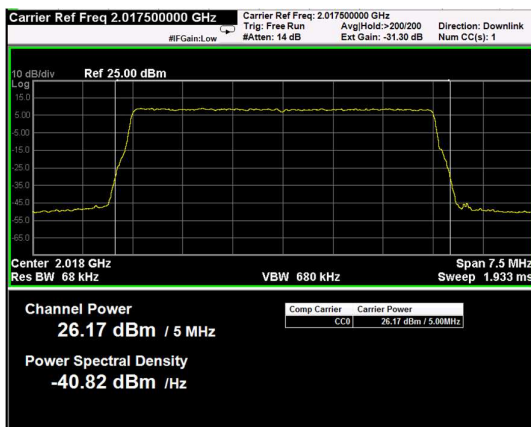
Channel: BOTTOM, Modulation: 64QAM, BW=5MHz, CCDF



Channel: MIDDLE, Modulation: 64QAM, BW=5MHz, Channel Power



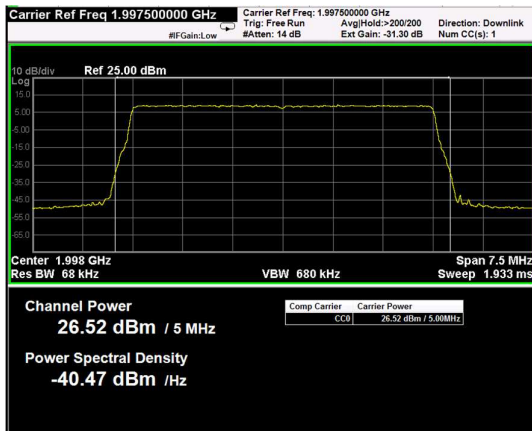
Channel: MIDDLE, Modulation: 64QAM, BW=5MHz, CCDF



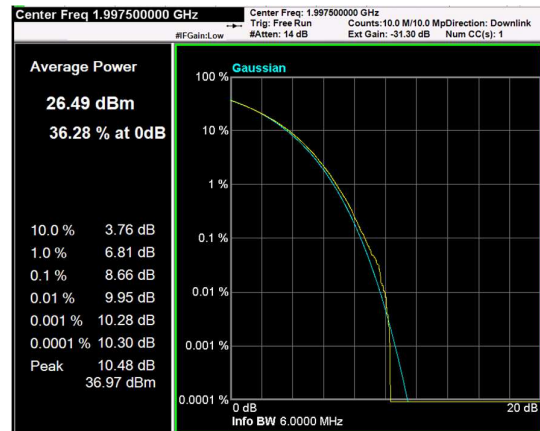
Channel: TOP, Modulation: 64QAM, BW=5MHz, Channel Power



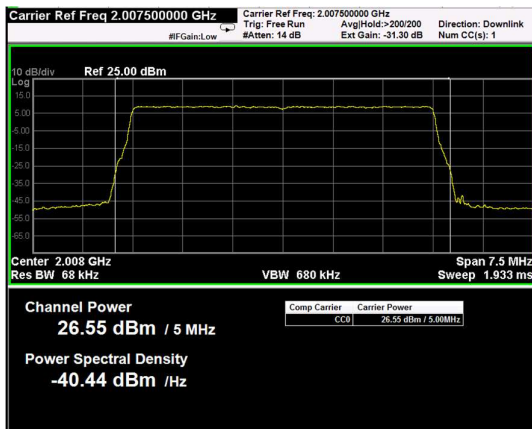
Channel: TOP, Modulation: 64QAM, BW=5MHz, CCDF



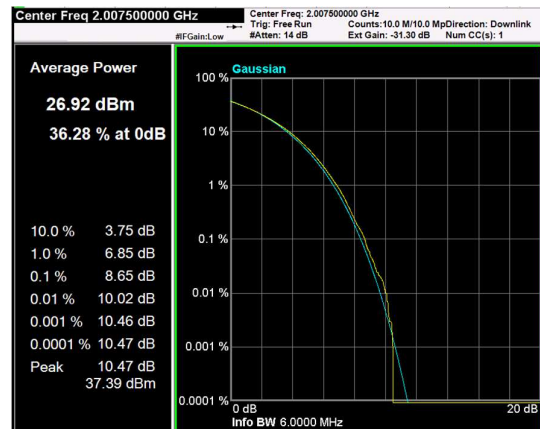
Channel: BOTTOM, Modulation: 256QAM, BW=5MHz, Channel Power



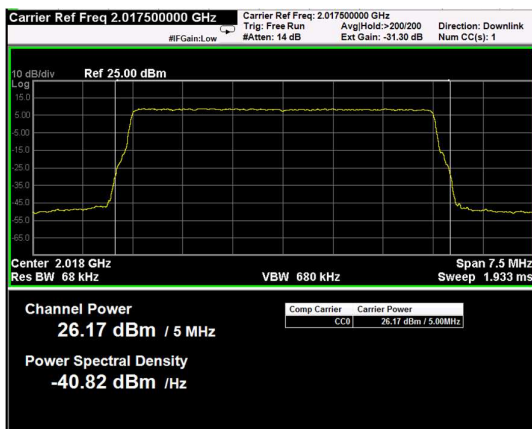
Channel: BOTTOM, Modulation: 256QAM, BW=5MHz, CCDF



Channel: MIDDLE, Modulation: 256QAM, BW=5MHz, Channel Power



Channel: MIDDLE, Modulation: 256QAM, BW=5MHz, CCDF

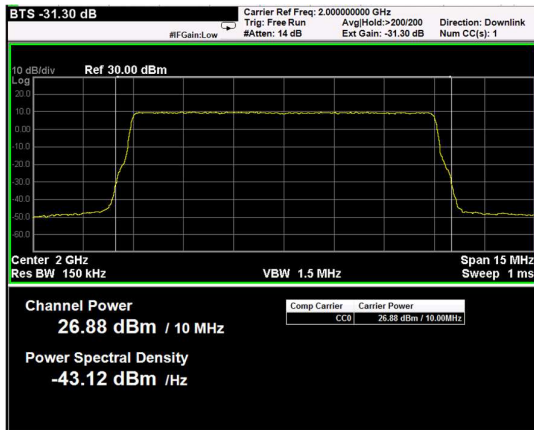


Channel: TOP, Modulation: 256QAM, BW=5MHz, Channel Power

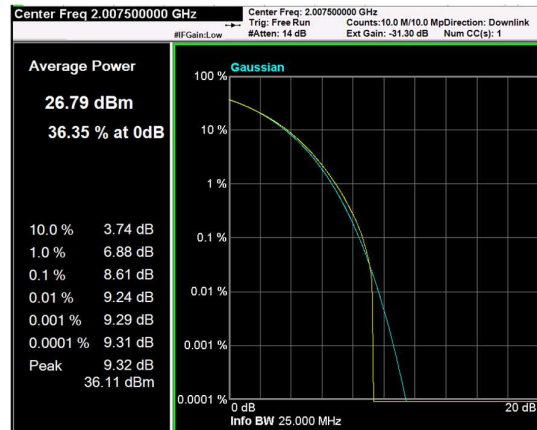


Channel: TOP, Modulation: 256QAM, BW=5MHz, CCDF

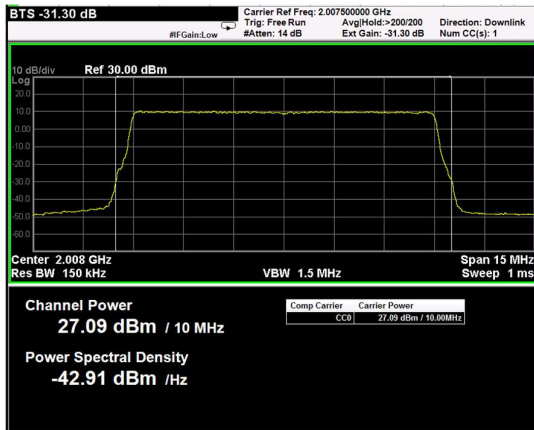
Test data					
Direction	Modulation	Frequency (MHz)	RF output Power (dBm)	RF output channel Power (W)	PAR (dB)
Down-link	LTE 10MHz (QPSK)	2000	26.88	0.488	9.32
Down-link	LTE 10MHz (QPSK)	2007.5	27.09	0.512	9.28
Down-link	LTE 10MHz (QPSK)	2015	26.32	0.429	9.42
Down-link	LTE 10MHz (16QAM)	2000	26.87	0.486	9.36
Down-link	LTE 10MHz (16QAM)	2007.5	27.07	0.509	9.3
Down-link	LTE 10MHz (16QAM)	2015	26.34	0.431	9.43
Down-link	LTE 10MHz (64QAM)	2000	26.84	0.483	9.36
Down-link	LTE 10MHz (64QAM)	2007.5	27.09	0.512	9.3
Down-link	LTE 10MHz (64QAM)	2015	26.3	0.427	9.46
Down-link	LTE 10MHz (256QAM)	2000	26.88	0.488	9.33
Down-link	LTE 10MHz (256QAM)	2007.5	27.07	0.509	9.3
Down-link	LTE 10MHz (256QAM)	2015	26.36	0.433	9.41



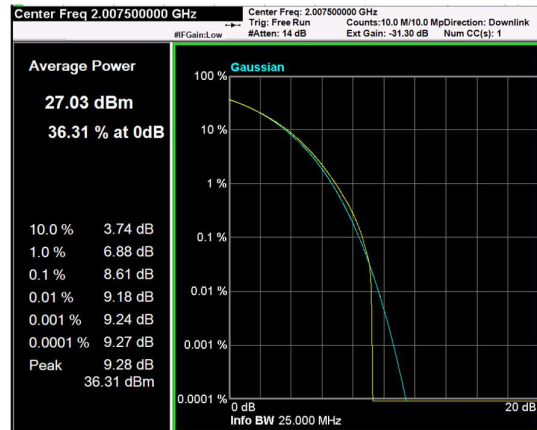
Channel: BOTTOM, Modulation: QPSK, BW=10MHz, Channel Power



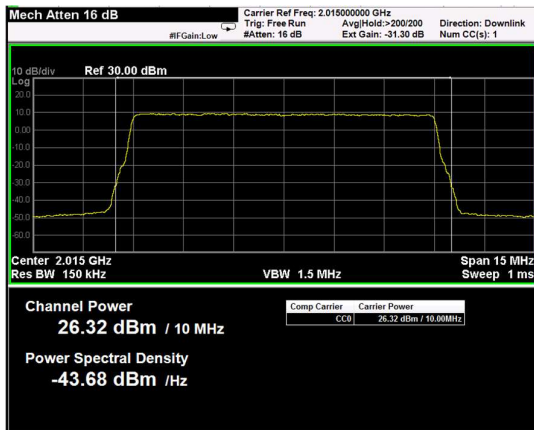
Channel: BOTTOM, Modulation: QPSK, BW=10MHz, CCDF



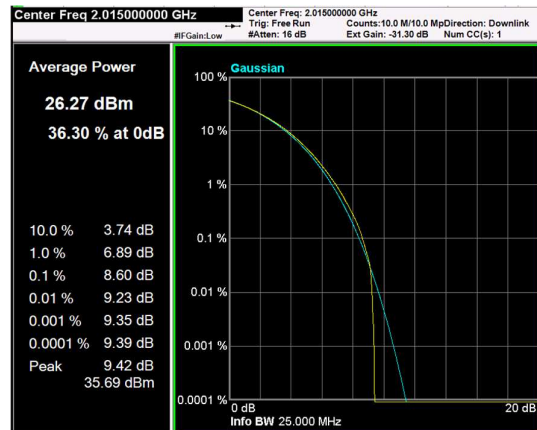
Channel: MIDDLE, Modulation: QPSK, BW=10MHz, Channel Power



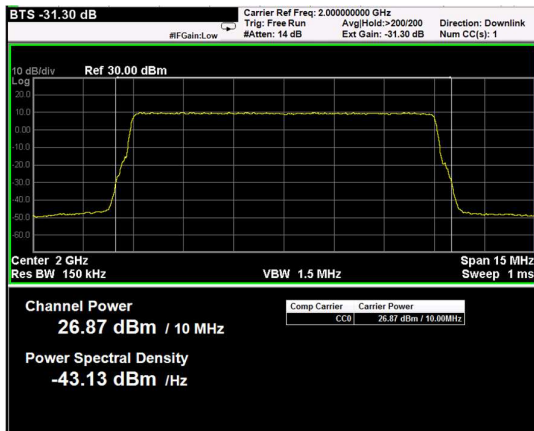
Channel: MIDDLE, Modulation: QPSK, BW=10MHz, CCDF



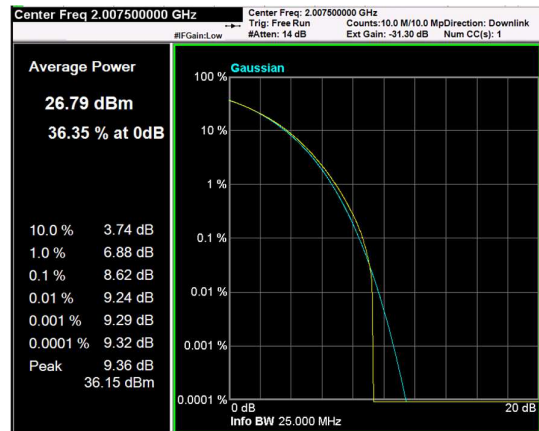
Channel: TOP, Modulation: QPSK, BW=10MHz, Channel Power



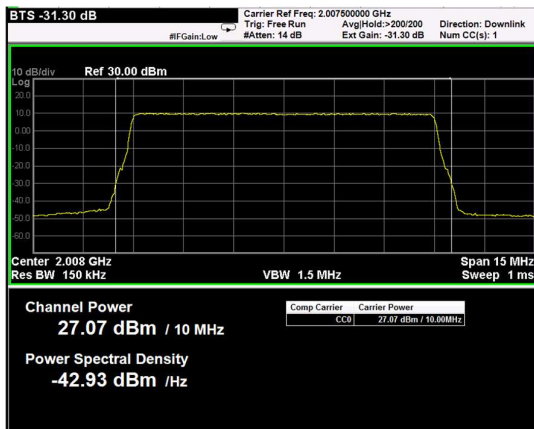
Channel: TOP, Modulation: QPSK, BW=10MHz, CCDF



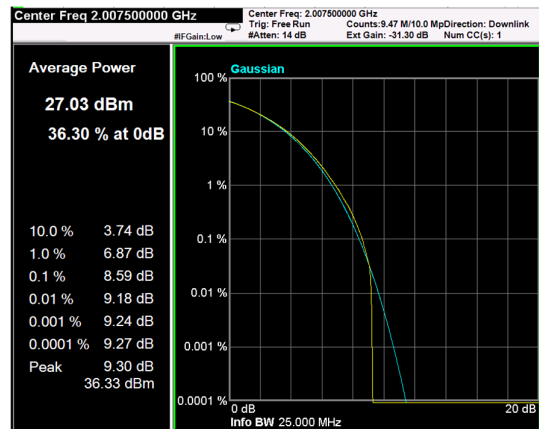
Channel: BOTTOM, Modulation: 16QAM, BW=10MHz, Channel Power



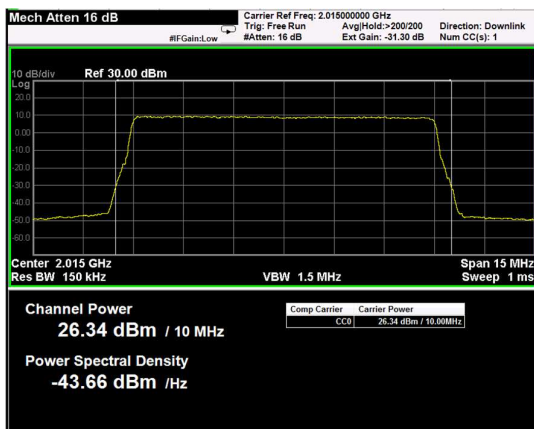
Channel: BOTTOM, Modulation: 16QAM, BW=10MHz, CCDF



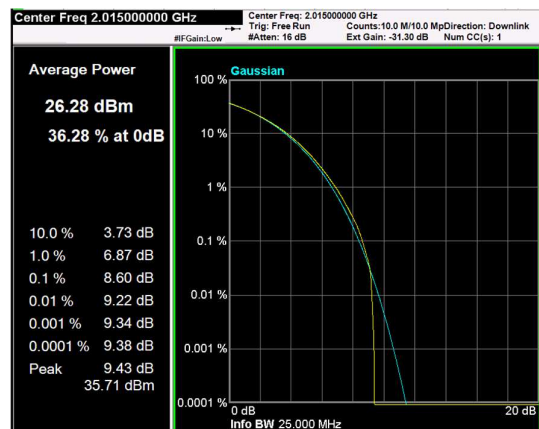
Channel: MIDDLE, Modulation: 16QAM, BW=10MHz, Channel Power



Channel: MIDDLE, Modulation: 16QAM, BW=10MHz, CCDF



Channel: TOP, Modulation: 16QAM, BW=10MHz, Channel Power



Channel: TOP, Modulation: 16QAM, BW=10MHz, CCDF