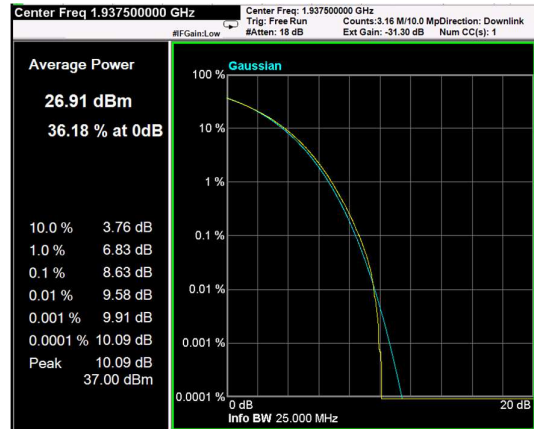
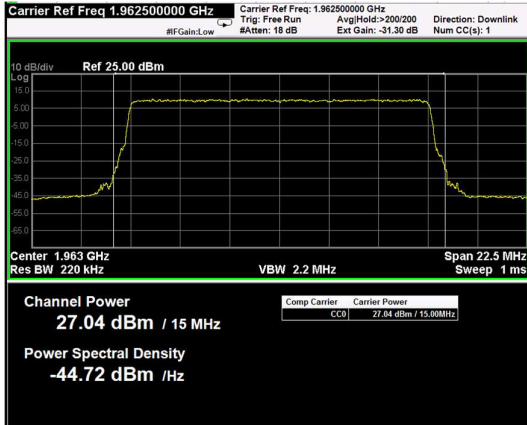


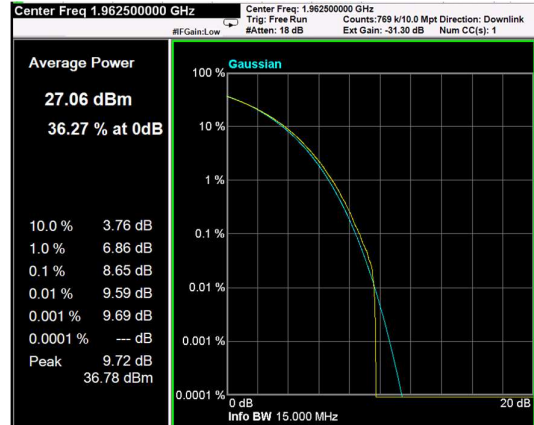
Channel: BOTTOM, Modulation: 16QAM, BW=15MHz, Channel Power



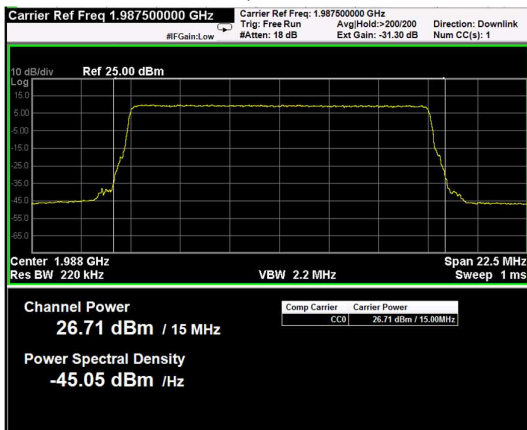
Channel: BOTTOM, Modulation: 16QAM, BW=15MHz, CCDF



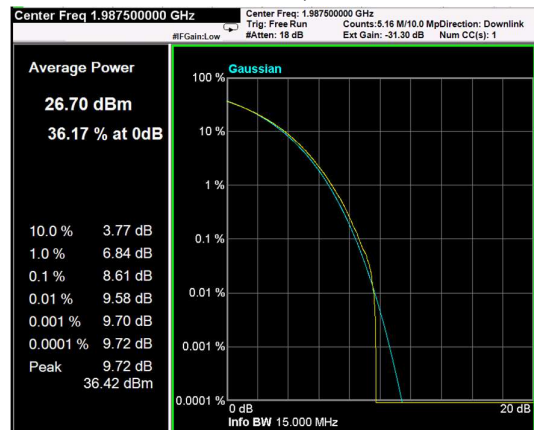
Channel: MIDDLE, Modulation: 16QAM, BW=15MHz, Channel Power



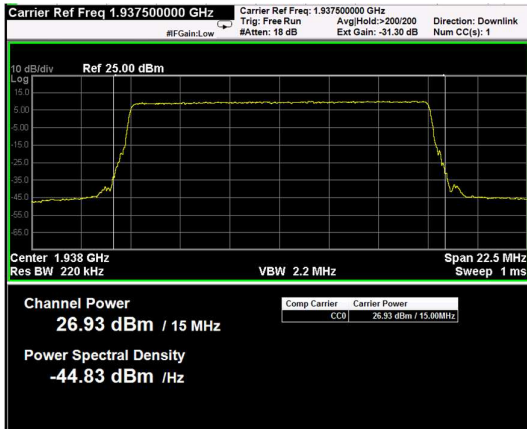
Channel: MIDDLE, Modulation: 16QAM, BW=15MHz, CCDF



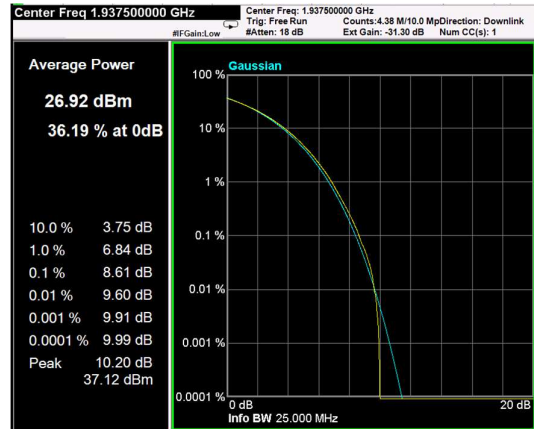
Channel: TOP, Modulation: 16QAM, BW=15MHz, Channel Power



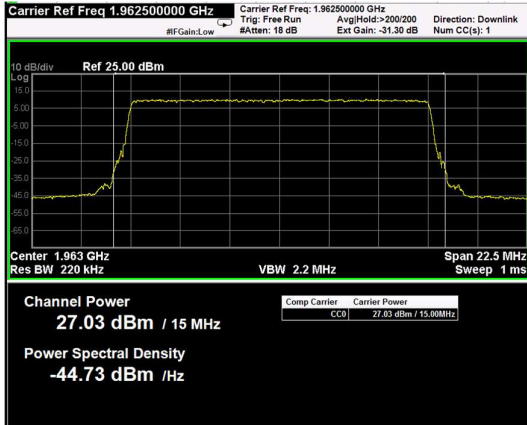
Channel: TOP, Modulation: 16QAM, BW=15MHz, CCDF



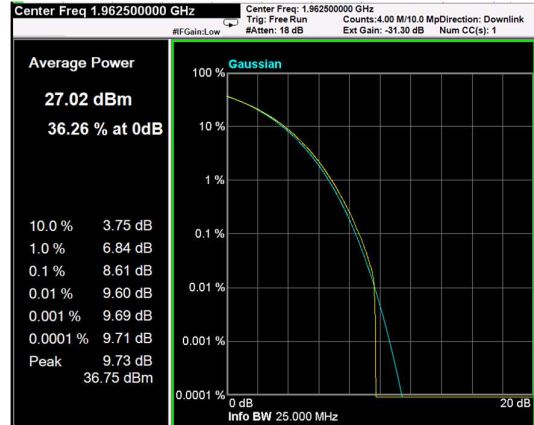
Channel: BOTTOM, Modulation: 64QAM, BW=15MHz, Channel Power



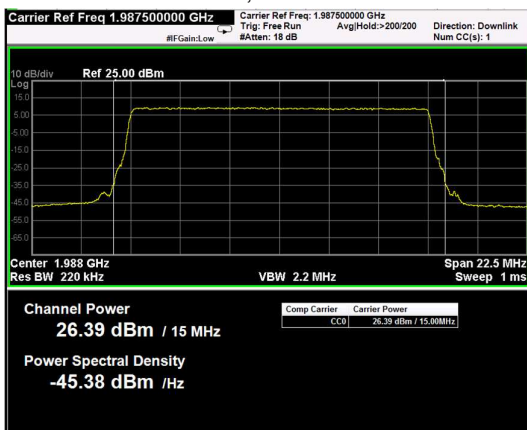
Channel: BOTTOM, Modulation: 64QAM, BW=15MHz, CCDF



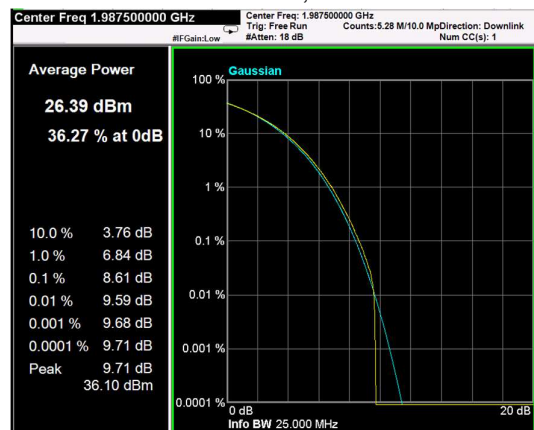
Channel: MIDDLE, Modulation: 64QAM, BW=15MHz, Channel Power



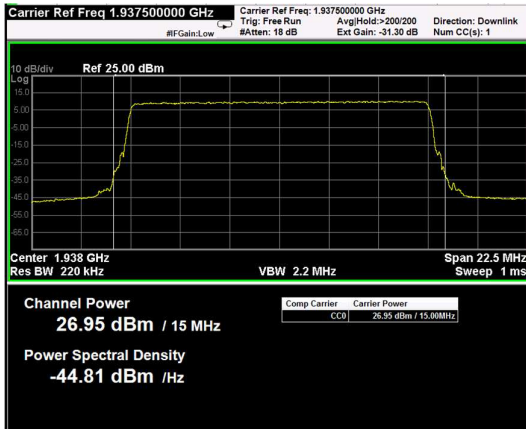
Channel: MIDDLE, Modulation: 64QAM, BW=15MHz, CCDF



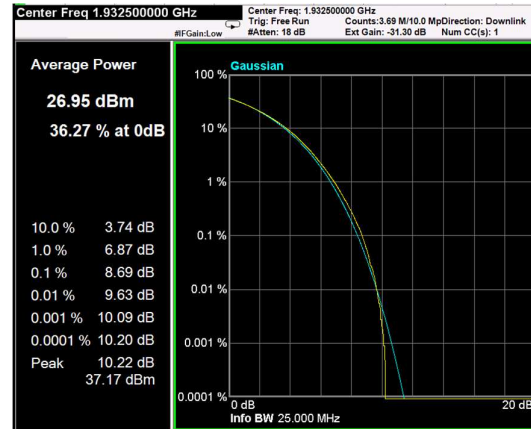
Channel: TOP, Modulation: 64QAM, BW=15MHz, Channel Power



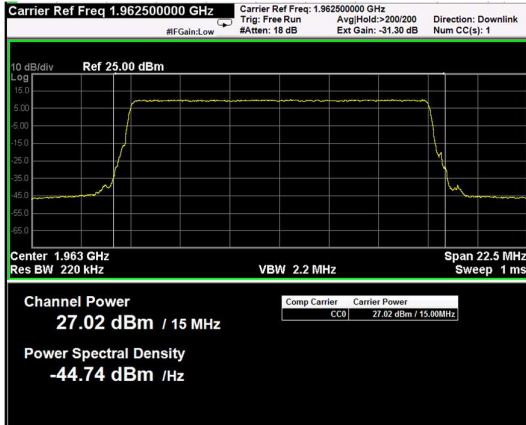
Channel: TOP, Modulation: 64QAM, BW=15MHz, CCDF



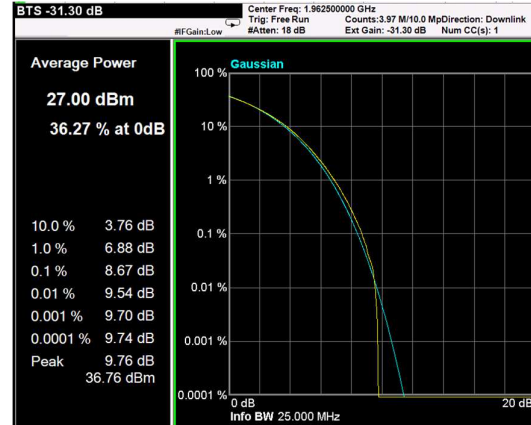
Channel: BOTTOM, Modulation: 256QAM, BW=15MHz, Channel Power



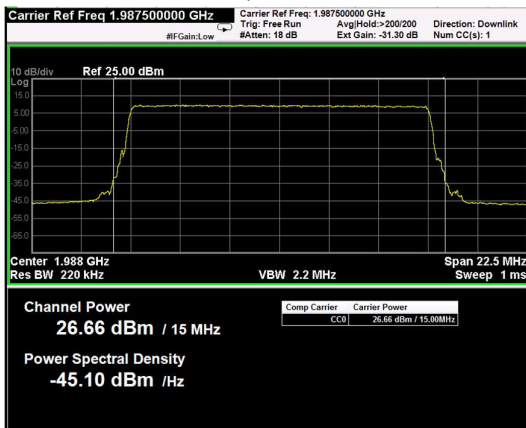
Channel: BOTTOM, Modulation: 256QAM, BW=15MHz, CCDF



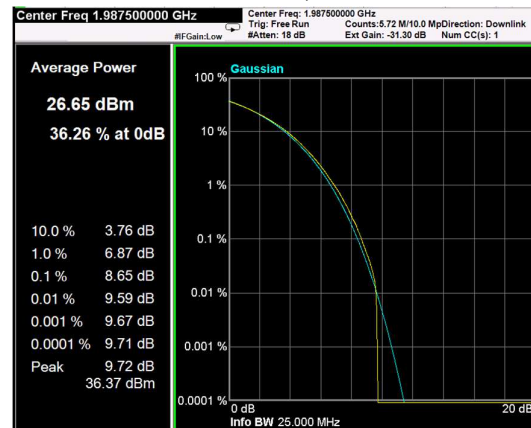
Channel: MIDDLE, Modulation: 256QAM, BW=15MHz, Channel Power



Channel: MIDDLE, Modulation: 256QAM, BW=15MHz, CCDF

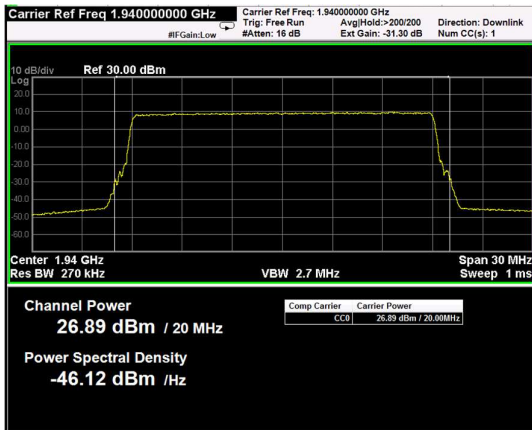


Channel: TOP, Modulation: 256QAM, BW=15MHz, Channel Power

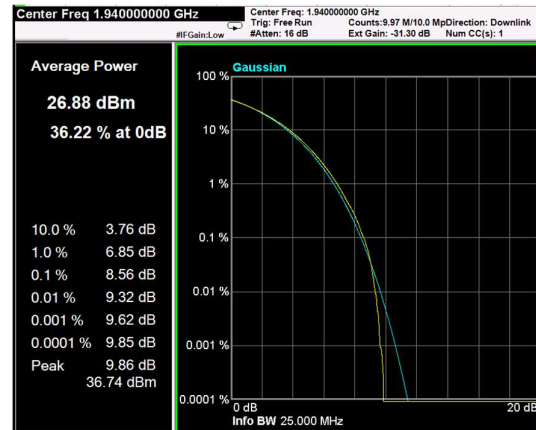


Channel: TOP, Modulation: 256QAM, BW=15MHz, CCDF

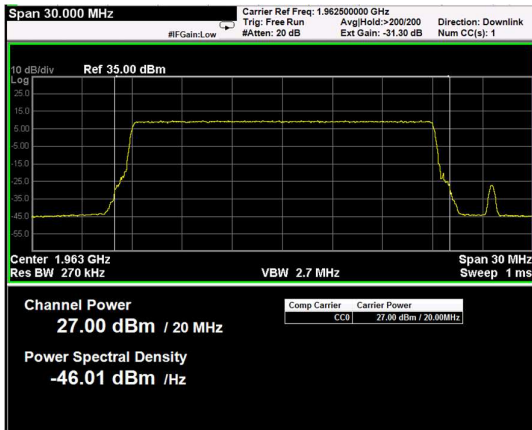
Test data					
Direction	Modulation	Frequency (MHz)	RF output Power (dBm)	RF output channel Power (W)	PAR (dB)
Down-link	LTE 20MHz (QPSK)	1940	26.89	0.489	9.86
Down-link	LTE 20MHz (QPSK)	1962.5	27	0.501	9.35
Down-link	LTE 20MHz (QPSK)	1985	26.64	0.461	9.28
Down-link	LTE 20MHz (16QAM)	1940	26.89	0.489	9.68
Down-link	LTE 20MHz (16QAM)	1962.5	27.04	0.506	9.34
Down-link	LTE 20MHz (16QAM)	1985	27.07	0.509	9.29
Down-link	LTE 20MHz (64QAM)	1940	26.89	0.489	9.73
Down-link	LTE 20MHz (64QAM)	1962.5	26.85	0.484	9.38
Down-link	LTE 20MHz (64QAM)	1985	27.13	0.516	9.28
Down-link	LTE 20MHz (256QAM)	1940	26.89	0.489	9.59
Down-link	LTE 20MHz (256QAM)	1962.5	26.93	0.493	9.38
Down-link	LTE 20MHz (256QAM)	1985	26.65	0.462	9.31



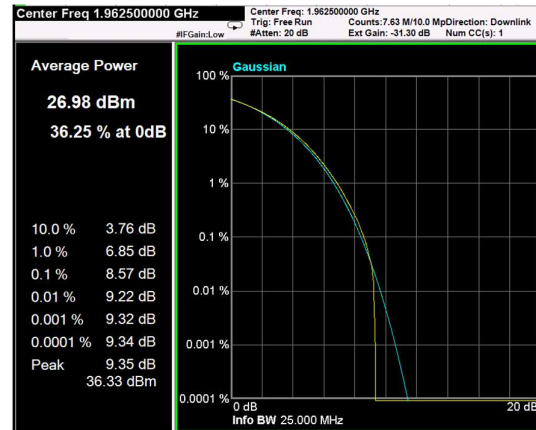
Channel: BOTTOM, Modulation: QPSK, BW=20MHz, Channel Power



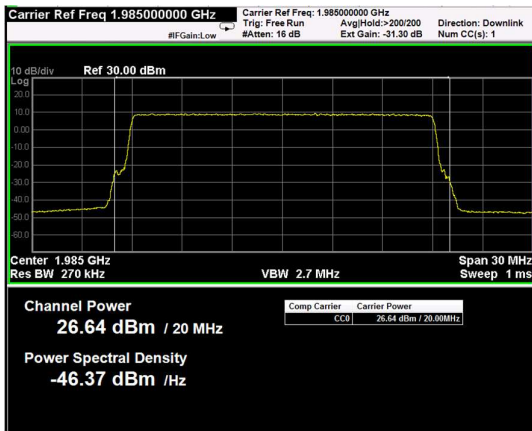
Channel: BOTTOM, Modulation: QPSK, BW=20MHz, CCDF



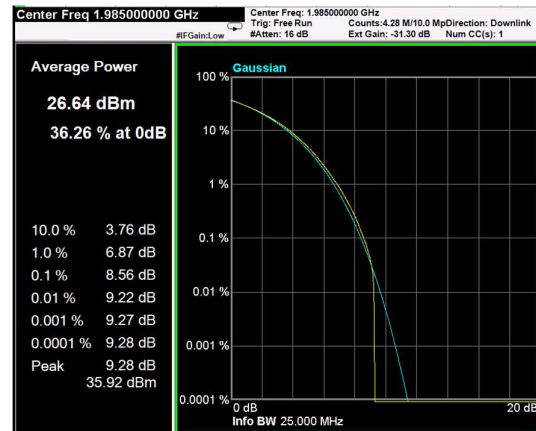
Channel: MIDDLE, Modulation: QPSK, BW=20MHz, Channel Power



Channel: MIDDLE, Modulation: QPSK, BW=20MHz, CCDF

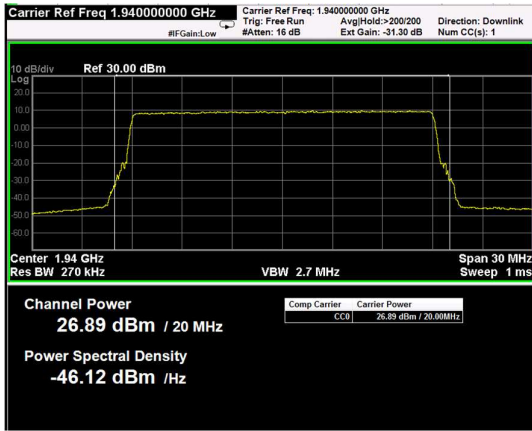


Channel: TOP, Modulation: QPSK, BW=20MHz, Channel Power

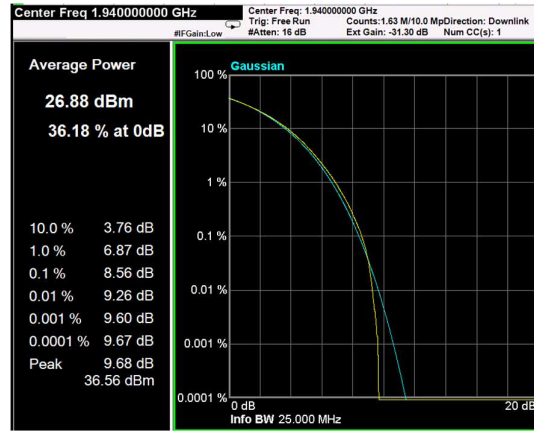


Channel: TOP, Modulation: QPSK, BW=20MHz, CCDF

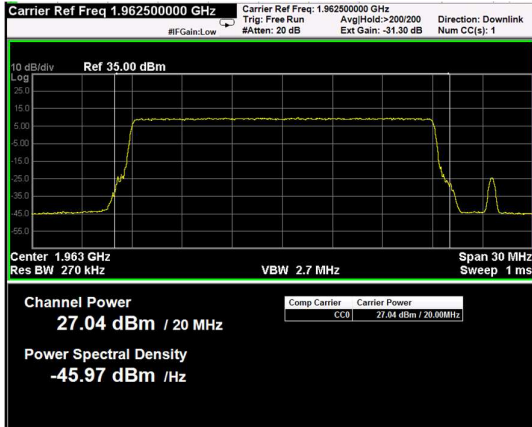




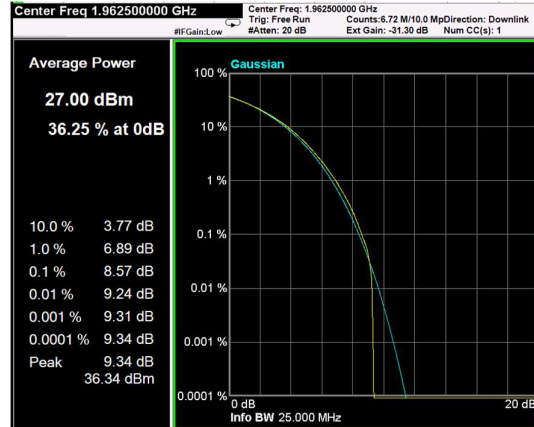
Channel: BOTTOM, Modulation: 16QAM, BW=20MHz, Channel Power



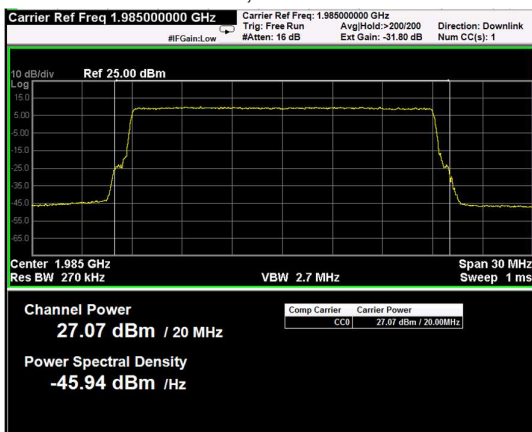
Channel: BOTTOM, Modulation: 16QAM, BW=20MHz, CCDF



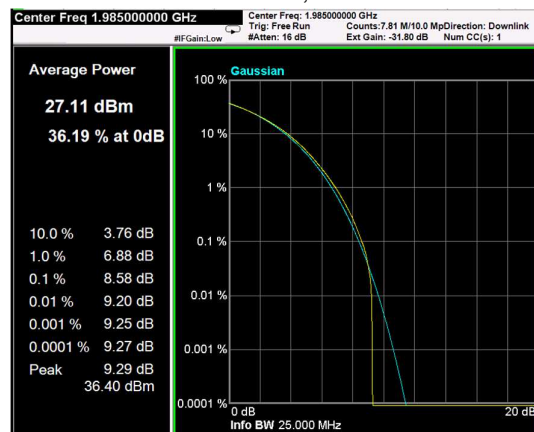
Channel: MIDDLE, Modulation: 16QAM, BW=20MHz, Channel Power



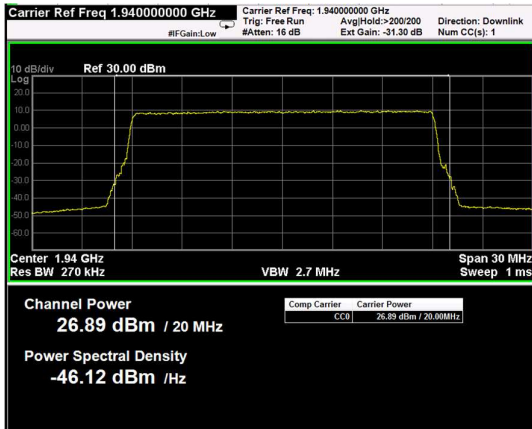
Channel: MIDDLE, Modulation: 16QAM, BW=20MHz, CCDF



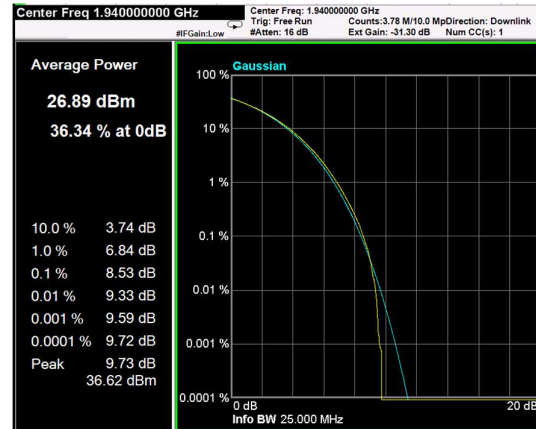
Channel: TOP, Modulation: 16QAM, BW=20MHz, Channel Power



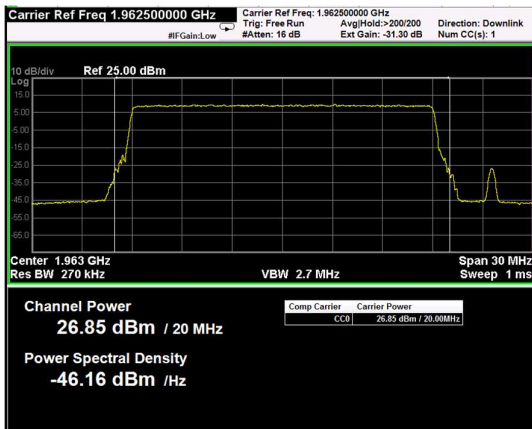
Channel: TOP, Modulation: 16QAM, BW=20MHz, CCDF



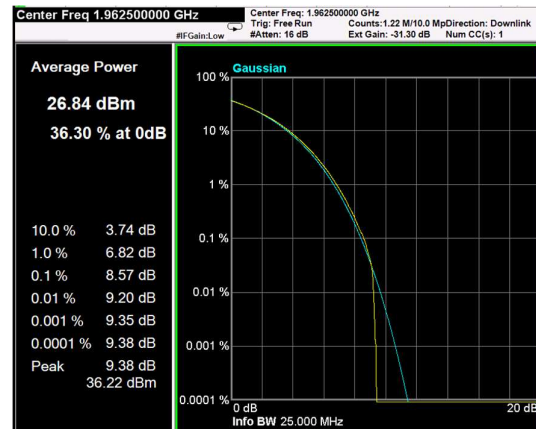
Channel: BOTTOM, Modulation: 64QAM, BW=20MHz, Channel Power



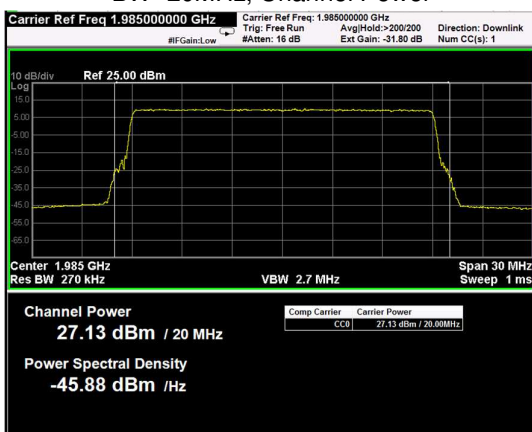
Channel: BOTTOM, Modulation: 64QAM, BW=20MHz, CCDF



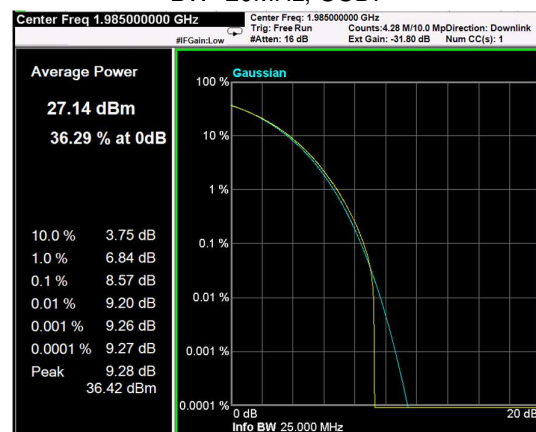
Channel: MIDDLE, Modulation: 64QAM, BW=20MHz, Channel Power



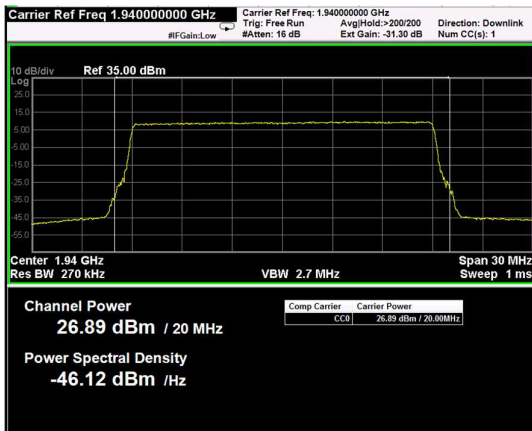
Channel: MIDDLE, Modulation: 64QAM, BW=20MHz, CCDF



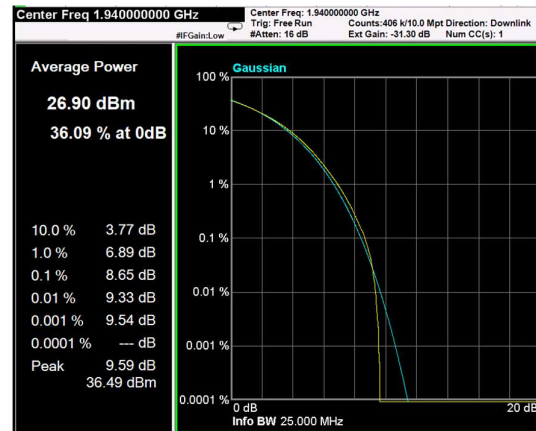
Channel: TOP, Modulation: 64QAM, BW=20MHz, Channel Power



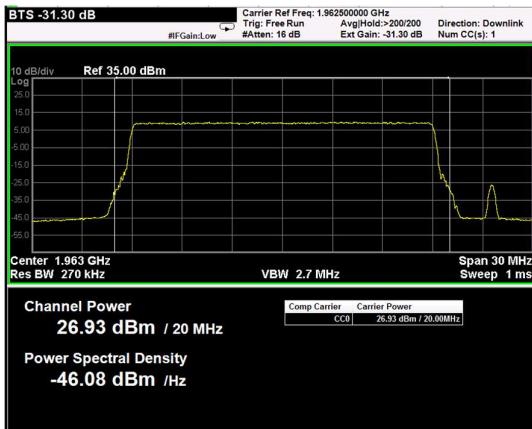
Channel: TOP, Modulation: 64QAM, BW=20MHz, CCDF



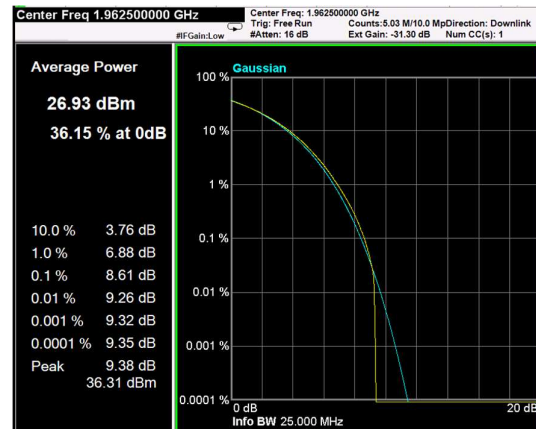
Channel: BOTTOM, Modulation: 256QAM, BW=20MHz, Channel Power



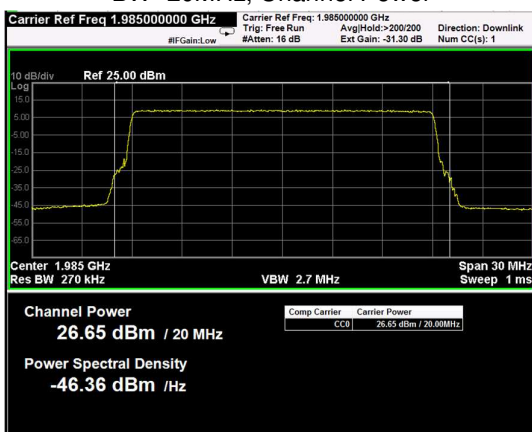
Channel: BOTTOM, Modulation: 256QAM, BW=20MHz, CCDF



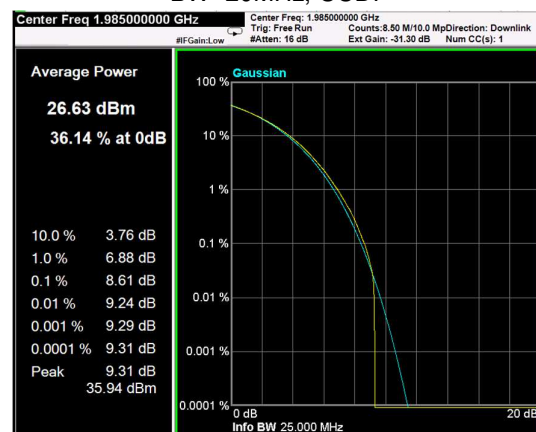
Channel: MIDDLE, Modulation: 256QAM, BW=20MHz, Channel Power



Channel: MIDDLE, Modulation: 256QAM, BW=20MHz, CCDF



Channel: TOP, Modulation: 256QAM, BW=20MHz, Channel Power



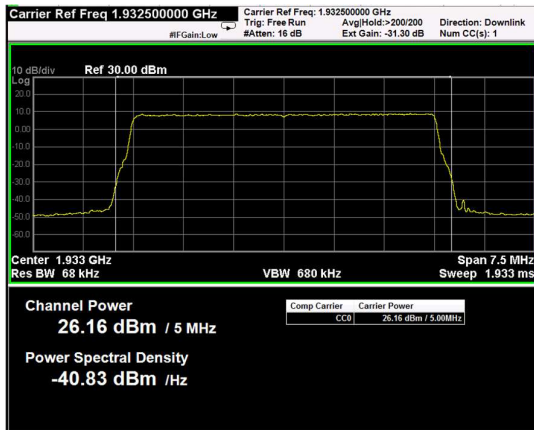
Channel: TOP, Modulation: 256QAM, BW=20MHz, CCDF

PAR measure is performed by the "CCDF" function installed on Spectrum analyzer that provides average power (the same measured with "Channel power" function), peak power and PAR.

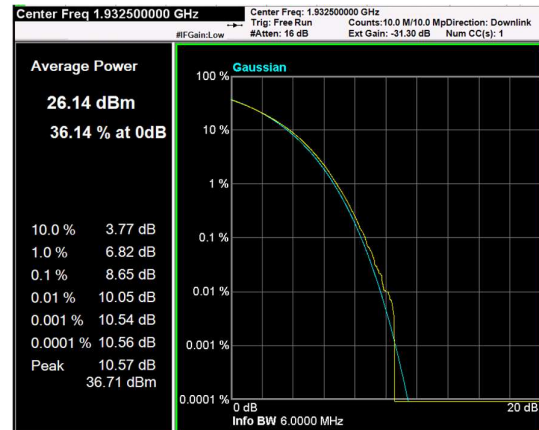


**RF PORT 2**

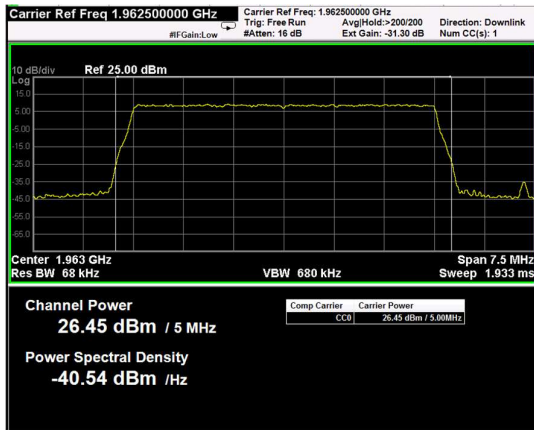
Test data					
Direction	Modulation	Frequency (MHz)	RF output Power (dBm)	RF output channel Power (W)	PAR (dB)
Down-link	LTE 5MHz (QPSK)	1932.5	26.16	0.413	10.57
Down-link	LTE 5MHz (QPSK)	1962.5	26.45	0.442	10.44
Down-link	LTE 5MHz (QPSK)	1992.5	26.33	0.430	10.51
Down-link	LTE 5MHz (16QAM)	1932.5	26.19	0.416	10.57
Down-link	LTE 5MHz (16QAM)	1962.5	26.39	0.436	10.43
Down-link	LTE 5MHz (16QAM)	1992.5	26.32	0.429	10.5
Down-link	LTE 5MHz (64QAM)	1932.5	26.16	0.413	10.55
Down-link	LTE 5MHz (64QAM)	1962.5	26.46	0.443	10.45
Down-link	LTE 5MHz (64QAM)	1992.5	26.35	0.432	10.51
Down-link	LTE 5MHz (256QAM)	1932.5	26.16	0.413	10.57
Down-link	LTE 5MHz (256QAM)	1962.5	26.41	0.438	10.51
Down-link	LTE 5MHz (256QAM)	1992.5	26.35	0.432	10.51



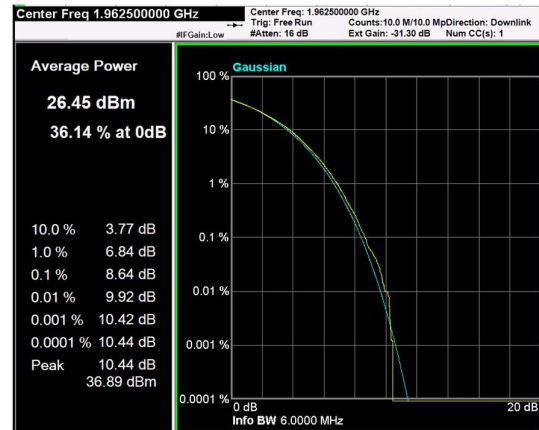
Channel: BOTTOM, Modulation: QPSK, BW=5MHz, Channel Power



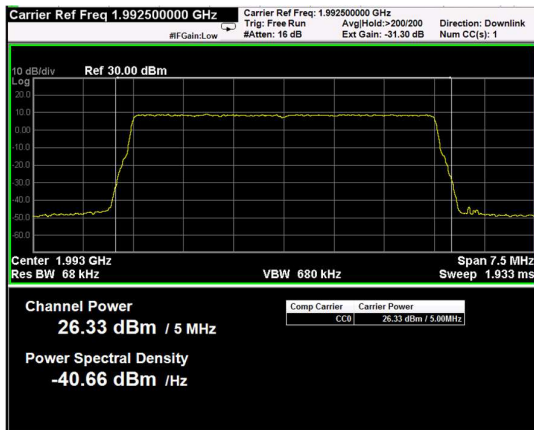
Channel: BOTTOM, Modulation: QPSK, BW=5MHz, CCDF



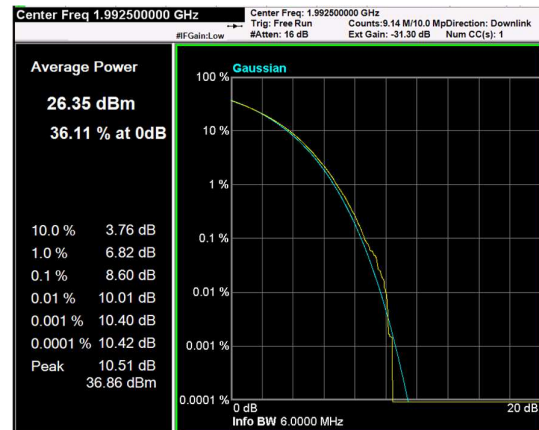
Channel: MIDDLE, Modulation: QPSK, BW=5MHz, Channel Power



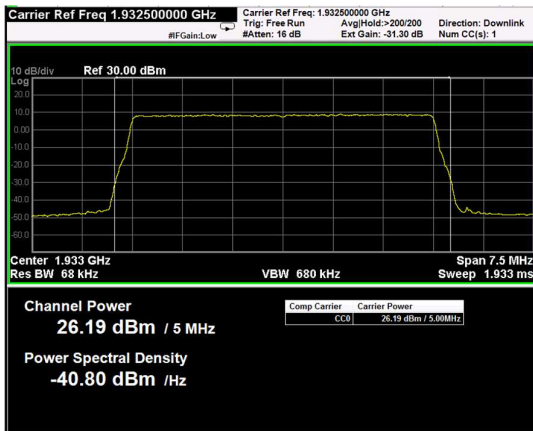
Channel: MIDDLE, Modulation: QPSK, BW=5MHz, CCDF



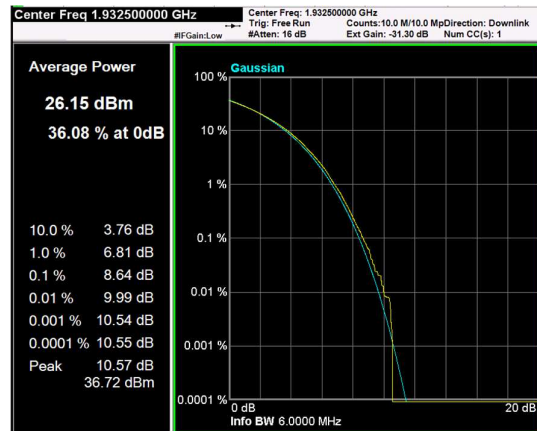
Channel: TOP, Modulation: QPSK, BW=5MHz, Channel Power



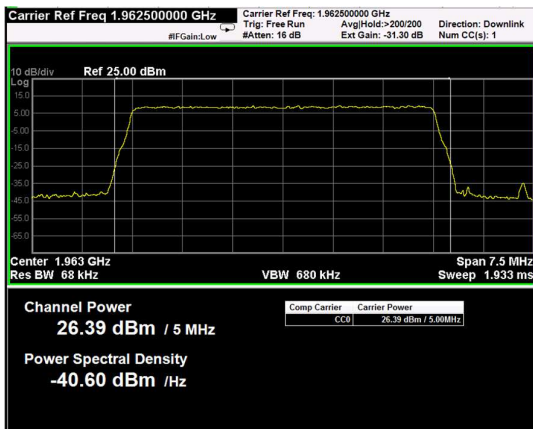
Channel: TOP, Modulation: QPSK, BW=5MHz, CCDF



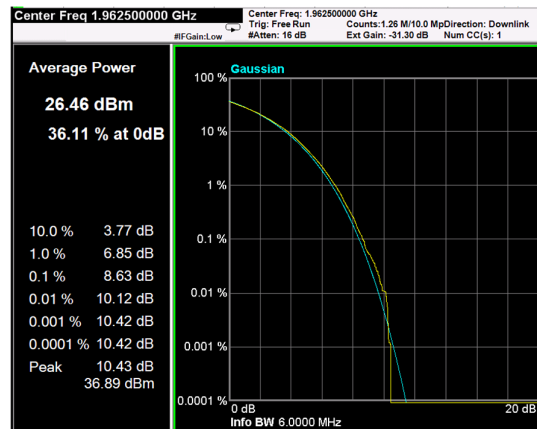
Channel: BOTTOM, Modulation: 16QAM, BW=5MHz, Channel Power



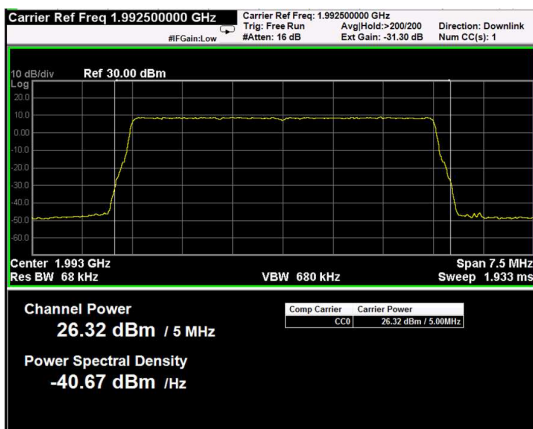
Channel: BOTTOM, Modulation: 16QAM, BW=5MHz, CCDF



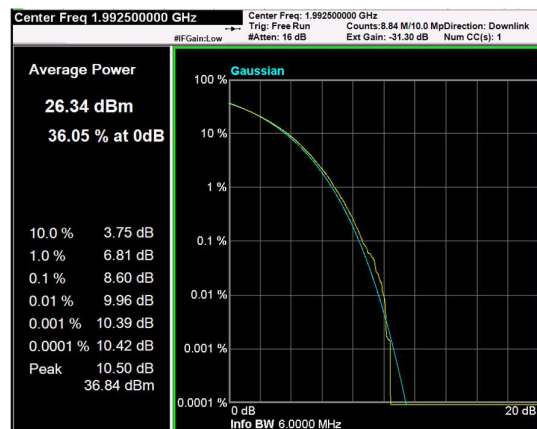
Channel: MIDDLE, Modulation: 16QAM, BW=5MHz, Channel Power



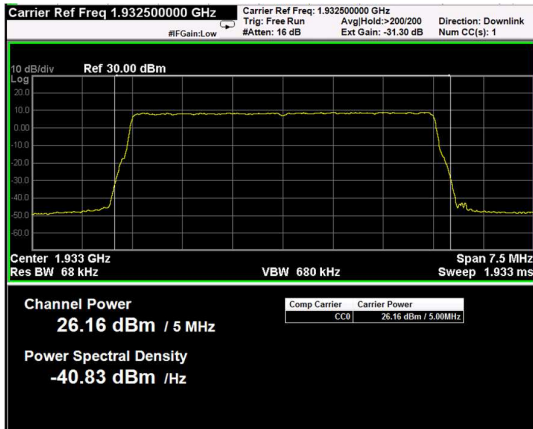
Channel: MIDDLE, Modulation: 16QAM, BW=5MHz, CCDF



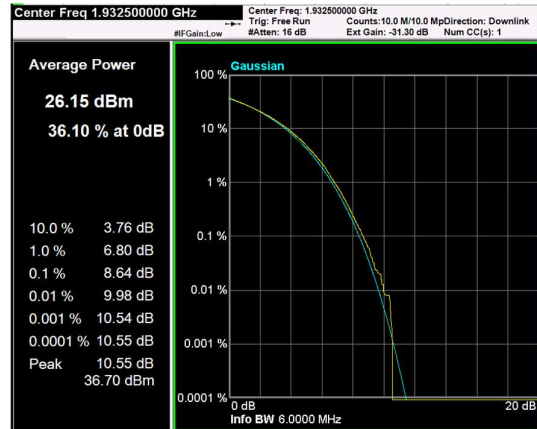
Channel: TOP, Modulation: 16QAM, BW=5MHz, Channel Power



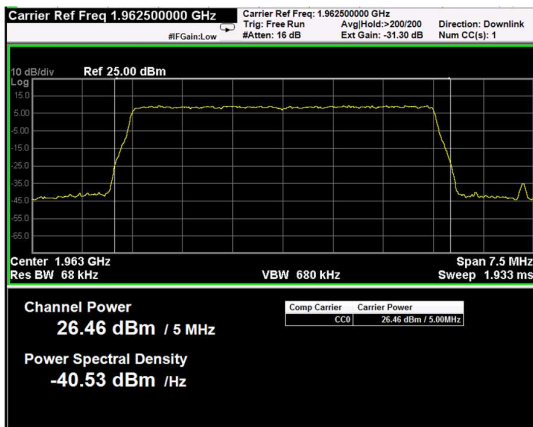
Channel: TOP, Modulation: 16QAM, BW=5MHz, CCDF



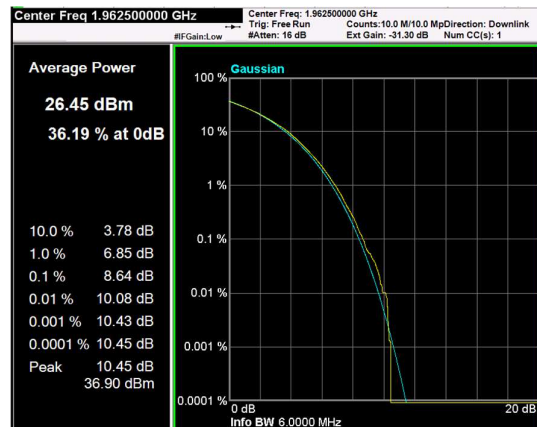
Channel: BOTTOM, Modulation: 64QAM, BW=5MHz, Channel Power



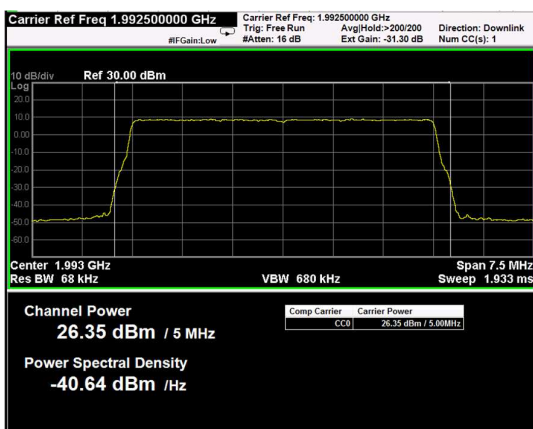
Channel: BOTTOM, Modulation: 64QAM, BW=5MHz, CCDF



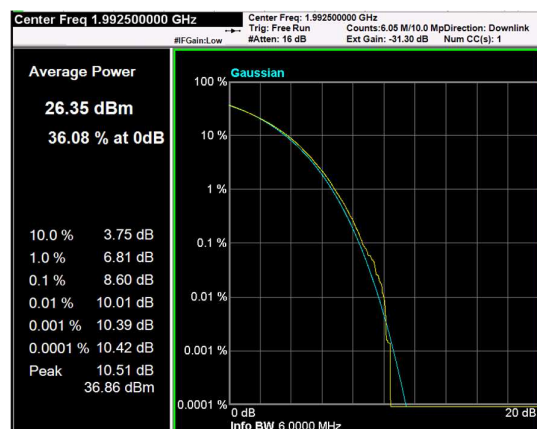
Channel: MIDDLE, Modulation: 64QAM, BW=5MHz, Channel Power



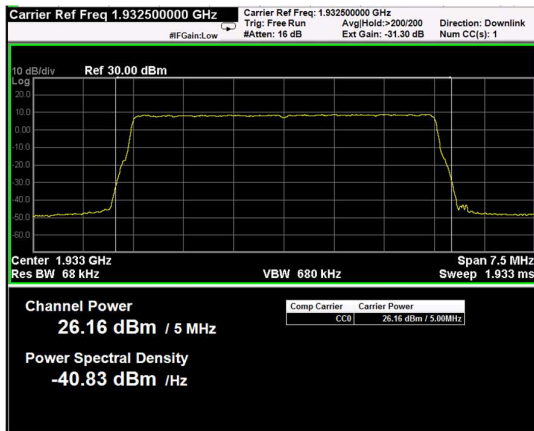
Channel: MIDDLE, Modulation: 64QAM, BW=5MHz, CCDF



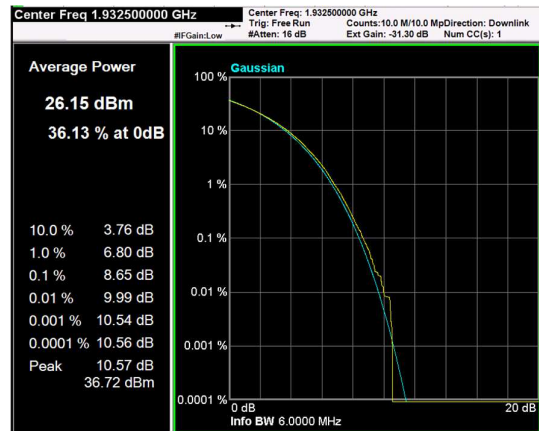
Channel: TOP, Modulation: 64QAM, BW=5MHz, Channel Power



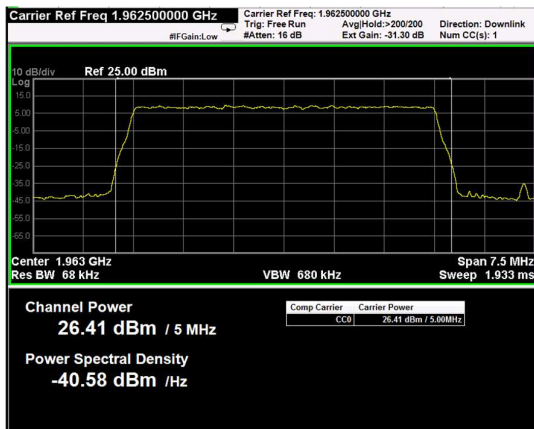
Channel: TOP, Modulation: 64QAM, BW=5MHz, CCDF



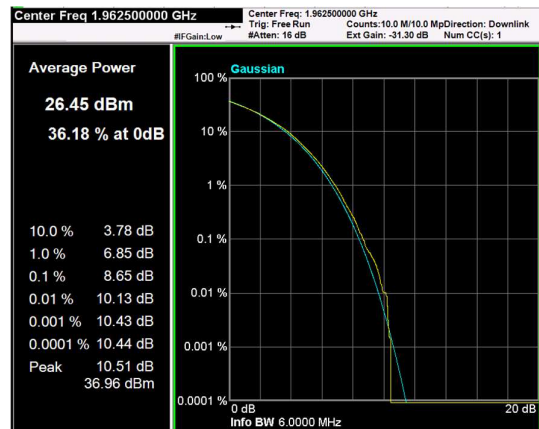
Channel: BOTTOM, Modulation: 256QAM, BW=5MHz, Channel Power



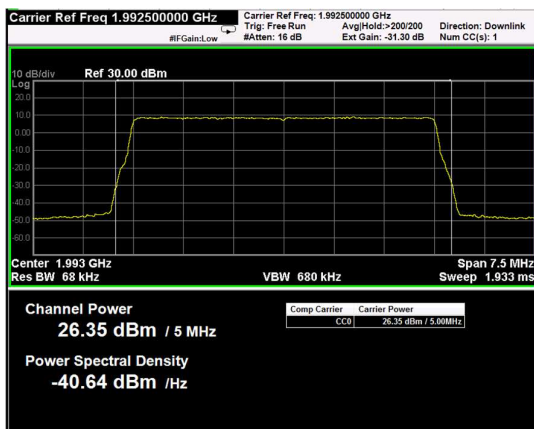
Channel: BOTTOM, Modulation: 256QAM, BW=5MHz, CCDF



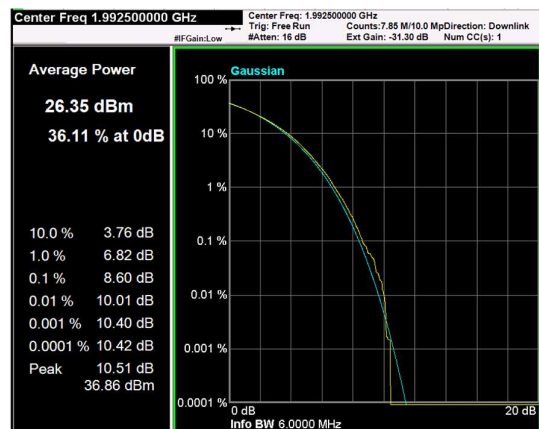
Channel: MIDDLE, Modulation: 256QAM, BW=5MHz, Channel Power



Channel: MIDDLE, Modulation: 256QAM, BW=5MHz, CCDF



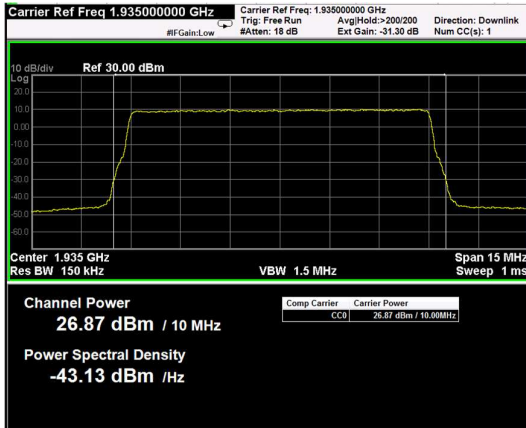
Channel: TOP, Modulation: 256QAM, BW=5MHz, Channel Power



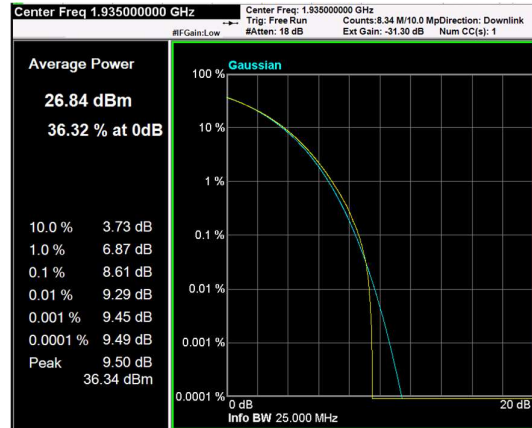
Channel: TOP, Modulation: 256QAM, BW=5MHz, CCDF



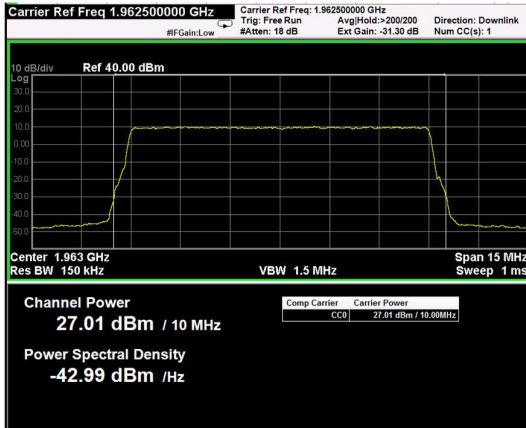
Test data					
Direction	Modulation	Frequency (MHz)	RF output Power (dBm)	RF output channel Power (W)	PAR (dB)
Down-link	LTE 10MHz (QPSK)	1935	26.87	0.486	9.5
Down-link	LTE 10MHz (QPSK)	1962.5	27.01	0.502	9.24
Down-link	LTE 10MHz (QPSK)	1990	26.13	0.410	9.27
Down-link	LTE 10MHz (16QAM)	1935	26.9	0.490	9.5
Down-link	LTE 10MHz (16QAM)	1962.5	27.04	0.506	9.26
Down-link	LTE 10MHz (16QAM)	1990	26.14	0.411	9.27
Down-link	LTE 10MHz (64QAM)	1935	26.86	0.485	9.49
Down-link	LTE 10MHz (64QAM)	1962.5	27.03	0.505	9.24
Down-link	LTE 10MHz (64QAM)	1990	26.17	0.414	9.27
Down-link	LTE 10MHz (256QAM)	1935	26.85	0.484	9.5
Down-link	LTE 10MHz (256QAM)	1962.5	27.03	0.505	9.22
Down-link	LTE 10MHz (256QAM)	1990	26.17	0.414	9.28



Channel: BOTTOM, Modulation: QPSK, BW=10MHz, Channel Power



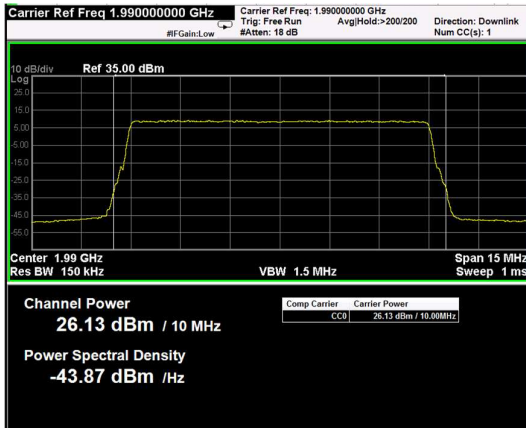
Channel: BOTTOM, Modulation: QPSK, BW=10MHz, CCDF



Channel: MIDDLE, Modulation: QPSK, BW=10MHz, Channel Power



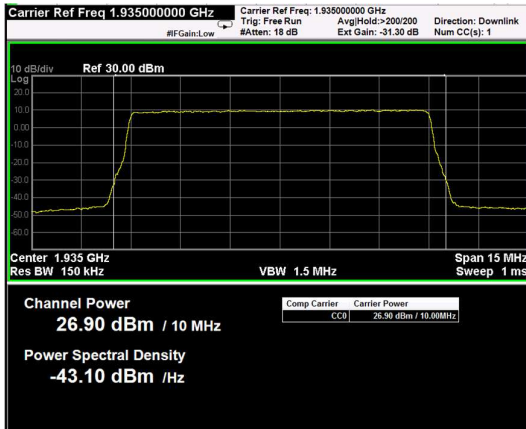
Channel: MIDDLE, Modulation: QPSK, BW=10MHz, CCDF



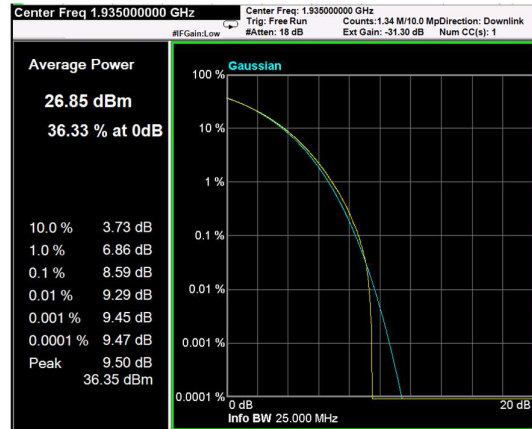
Channel: TOP, Modulation: QPSK, BW=10MHz, Channel Power



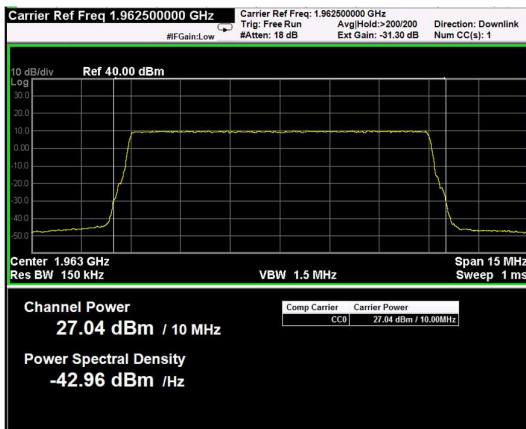
Channel: TOP, Modulation: QPSK, BW=10MHz, CCDF



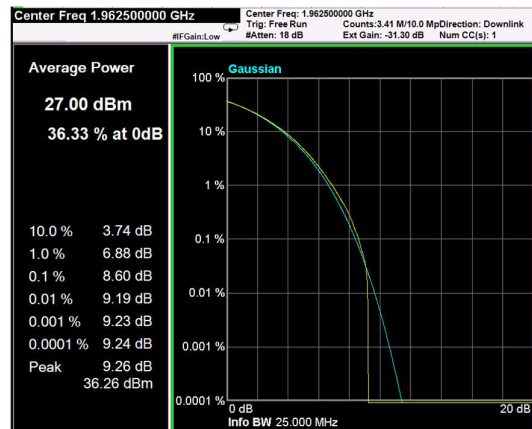
Channel: BOTTOM, Modulation: 16QAM, BW=10MHz, Channel Power



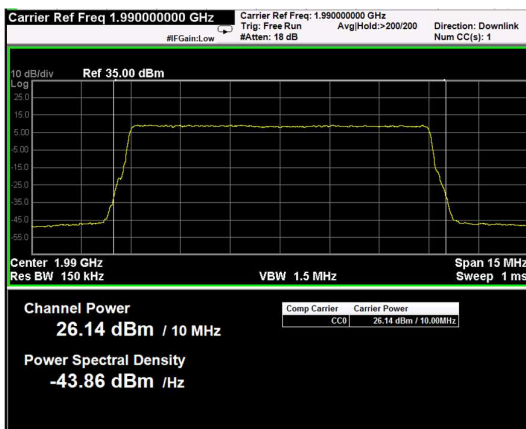
Channel: BOTTOM, Modulation: 16QAM, BW=10MHz, CCDF



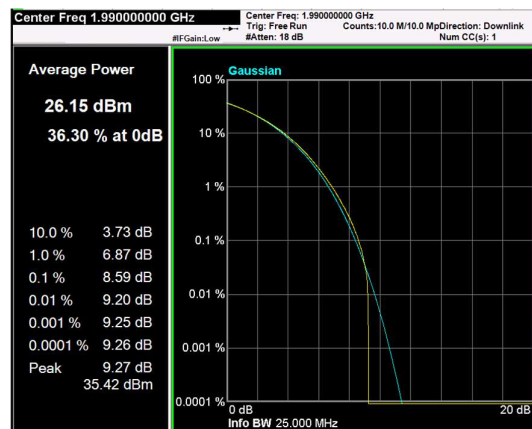
Channel: MIDDLE, Modulation: 16QAM, BW=10MHz, Channel Power



Channel: MIDDLE, Modulation: 16QAM, BW=10MHz, CCDF



Channel: TOP, Modulation: 16QAM, BW=10MHz, Channel Power



Channel: TOP, Modulation: 16QAM, BW=10MHz, CCDF