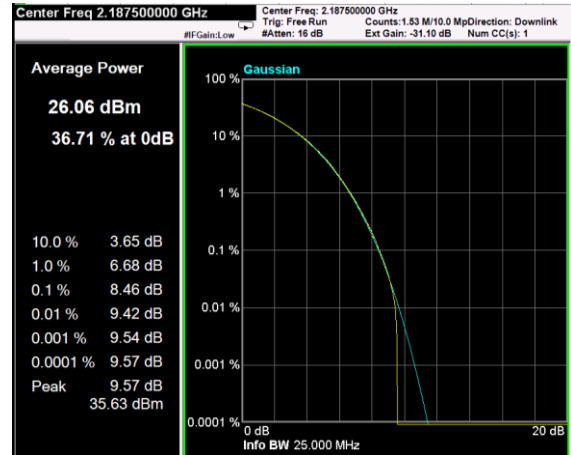
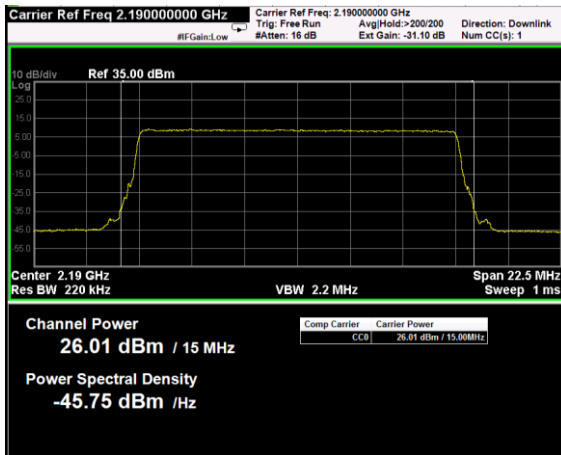


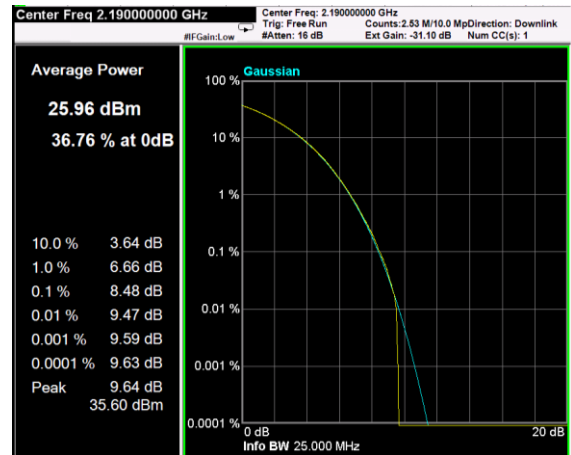
Channel: BOTTOM, Modulation: 64QAM, BW=15MHz, Channel Power



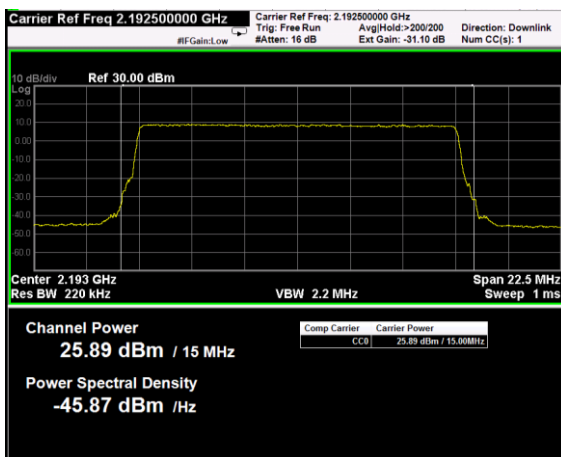
Channel: BOTTOM, Modulation: 64QAM, BW=15MHz, CCDF



Channel: MIDDLE, Modulation: 64QAM, BW=15MHz, Channel Power



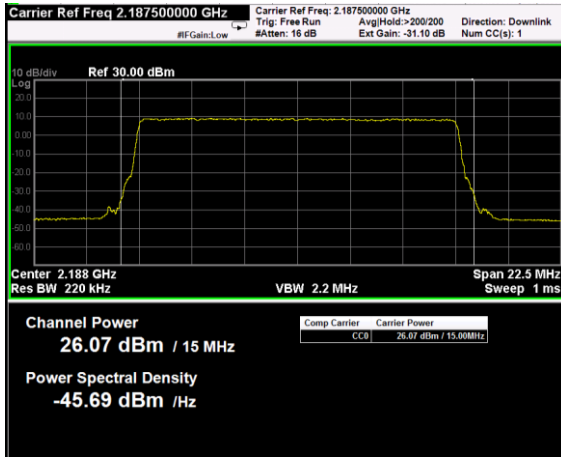
Channel: MIDDLE, Modulation: 64QAM, BW=15MHz, CCDF



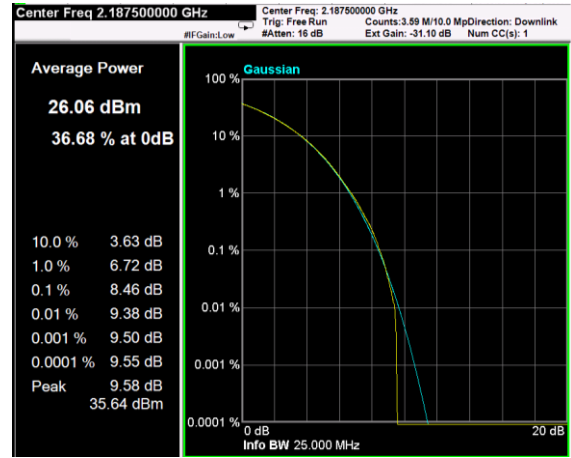
Channel: TOP, Modulation: 64QAM, BW=15MHz, Channel Power



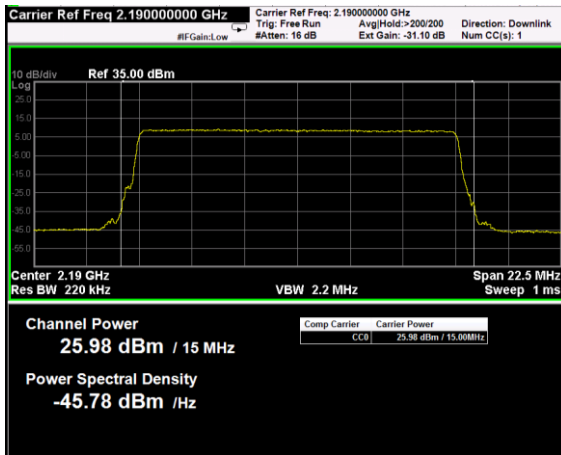
Channel: TOP, Modulation: 64QAM, BW=15MHz, CCDF



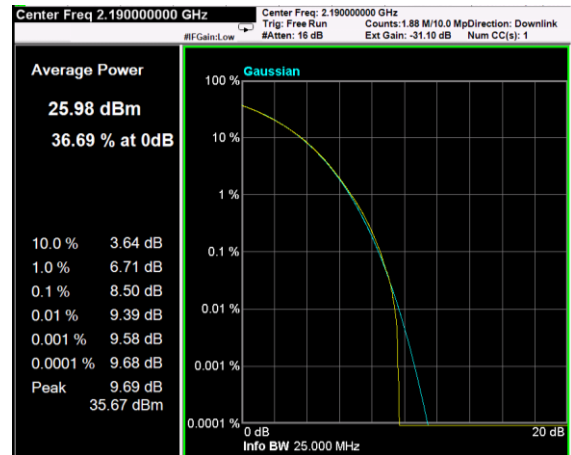
Channel: BOTTOM, Modulation: 256QAM, BW=15MHz, Channel Power



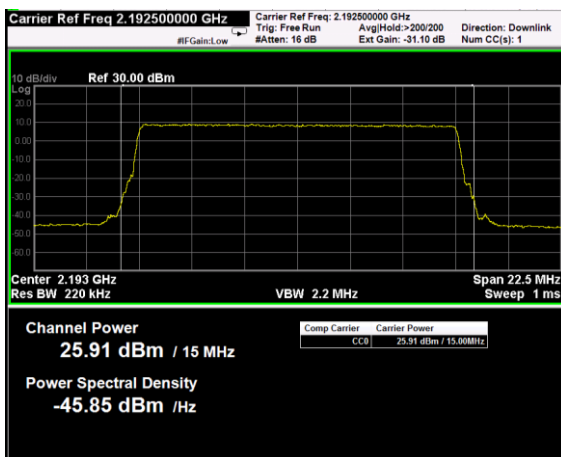
Channel: BOTTOM, Modulation: 256QAM, BW=15MHz, CCDF



Channel: MIDDLE, Modulation: 256QAM, BW=15MHz, Channel Power



Channel: MIDDLE, Modulation: 256QAM, BW=15MHz, CCDF

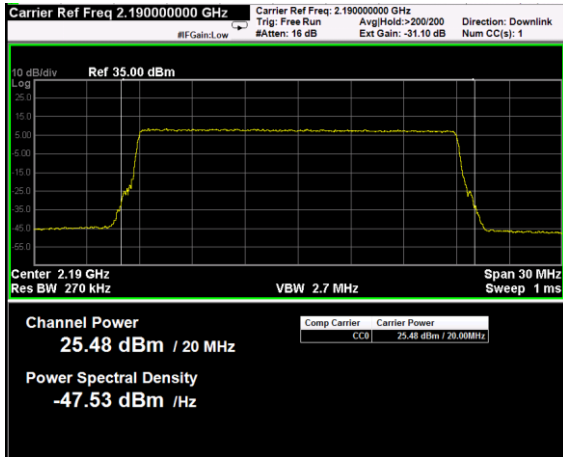


Channel: TOP, Modulation: 256QAM, BW=15MHz, Channel Power

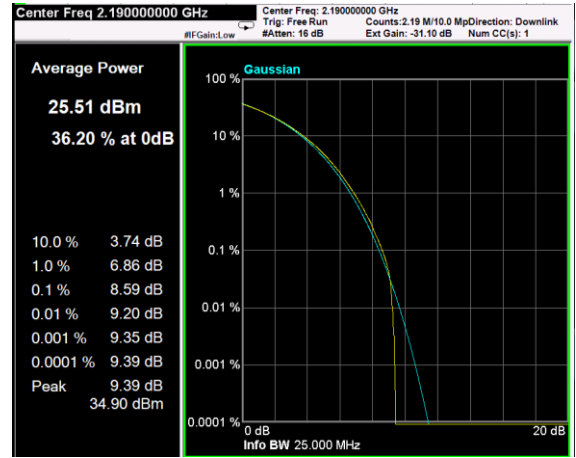


Channel: TOP, Modulation: 256QAM, BW=15MHz, CCDF

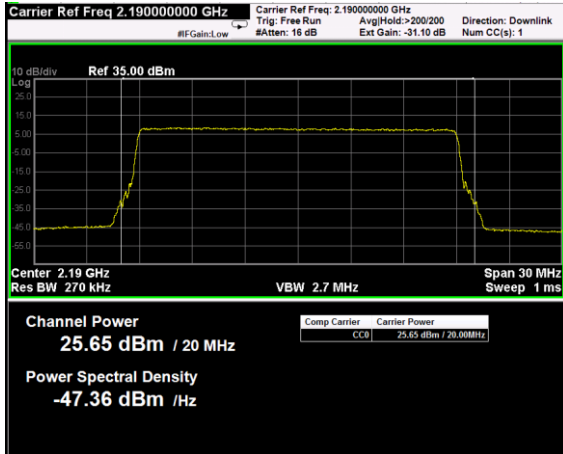
Test data					
Direction	Modulation	Frequency (MHz)	RF output Power (dBm)	RF output channel Power (W)	PAR (dB)
Down-link	LTE 20MHz (QPSK)	2190	25.48	0.353	9.39
Down-link	LTE 20MHz (16QAM)	2190	25.65	0.367	9.23
Down-link	LTE 20MHz (64QAM)	2190	25.65	0.367	9.25
Down-link	LTE 20MHz (256QAM)	2190	25.65	0.367	9.23



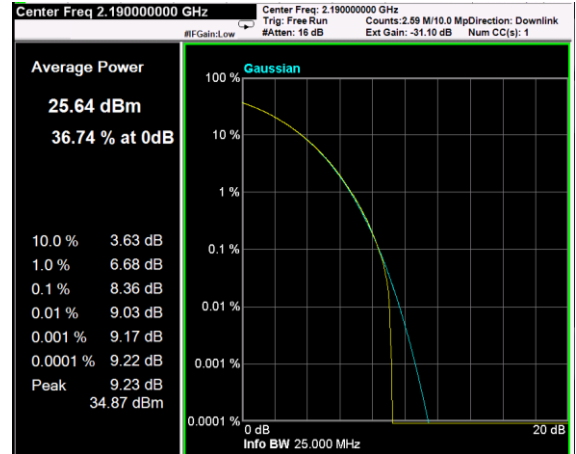
Channel: MIDDLE, Modulation: QPSK, BW=20MHz, Channel Power



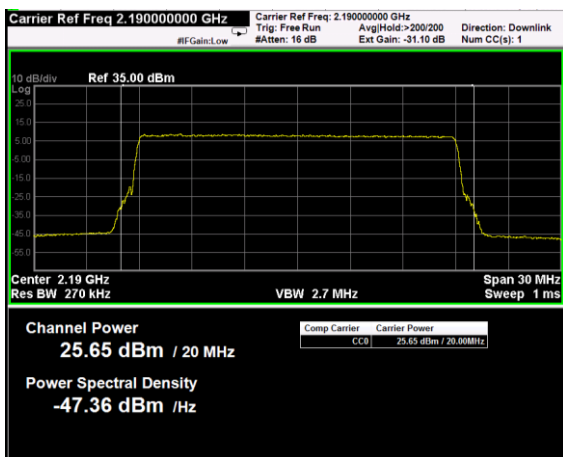
Channel: MIDDLE, Modulation: QPSK, BW=20MHz, CCDF



Channel: MIDDLE, Modulation: 16QAM, BW=20MHz, Channel Power



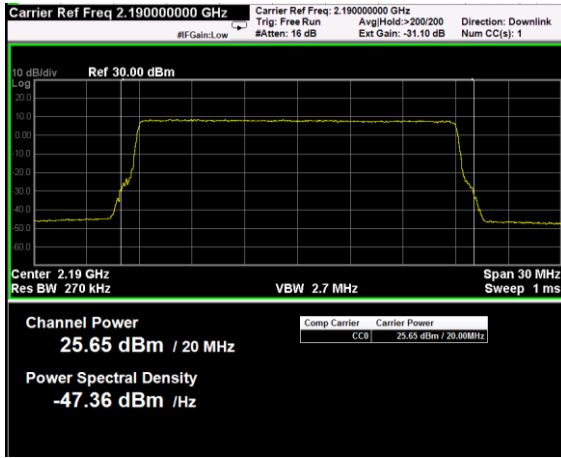
Channel: MIDDLE, Modulation: 16QAM, BW=20MHz, CCDF



Channel: MIDDLE, Modulation: 64QAM, BW=20MHz, Channel Power



Channel: MIDDLE, Modulation: 64QAM, BW=20MHz, CCDF



Channel: MIDDLE, Modulation: 256QAM, BW=20MHz, Channel Power

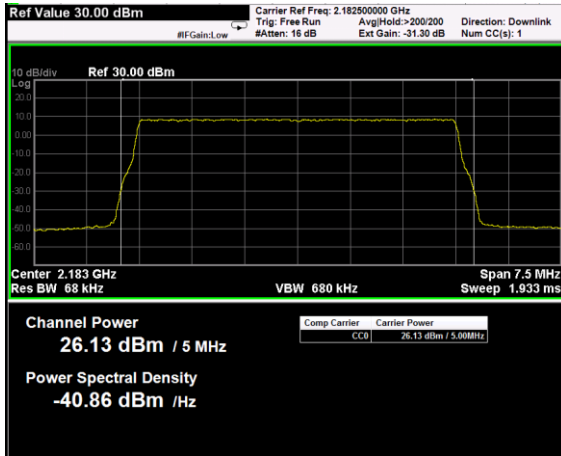


Channel: MIDDLE, Modulation: 256QAM, BW=20MHz, CCDF

PAR measure is performed by the “CCDF” function installed on Spectrum analyzer that provides average power (the same measured with “Channel power” function), peak power and PAR.

RF PORT 2

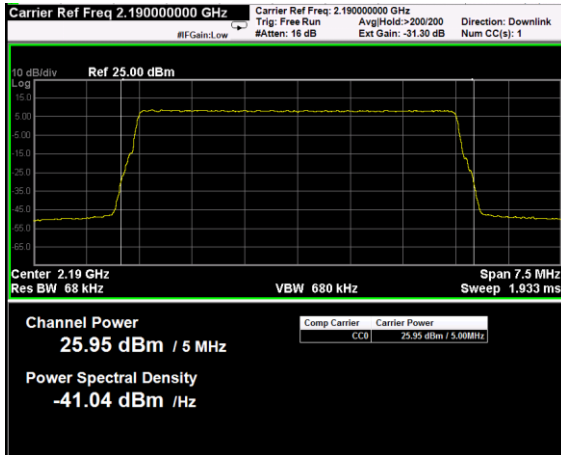
Test data					
Direction	Modulation	Frequency (MHz)	RF output Power (dBm)	RF output channel Power (W)	PAR (dB)
Down-link	LTE 5MHz (QPSK)	2182.5	26.13	0.410	10.44
Down-link	LTE 5MHz (QPSK)	2190	25.95	0.394	10.5
Down-link	LTE 5MHz (QPSK)	2197.5	25.72	0.373	10.48
Down-link	LTE 5MHz (16QAM)	2182.5	26.12	0.409	10.34
Down-link	LTE 5MHz (16QAM)	2190	25.97	0.395	10.4
Down-link	LTE 5MHz (16QAM)	2197.5	25.69	0.371	10.3
Down-link	LTE 5MHz (64QAM)	2182.5	26.11	0.408	10.44
Down-link	LTE 5MHz (64QAM)	2190	25.97	0.395	10.5
Down-link	LTE 5MHz (64QAM)	2197.5	25.72	0.373	10.48
Down-link	LTE 5MHz (256QAM)	2182.5	26.12	0.409	10.44
Down-link	LTE 5MHz (256QAM)	2190	25.96	0.394	10.5
Down-link	LTE 5MHz (256QAM)	2197.5	25.71	0.372	10.48



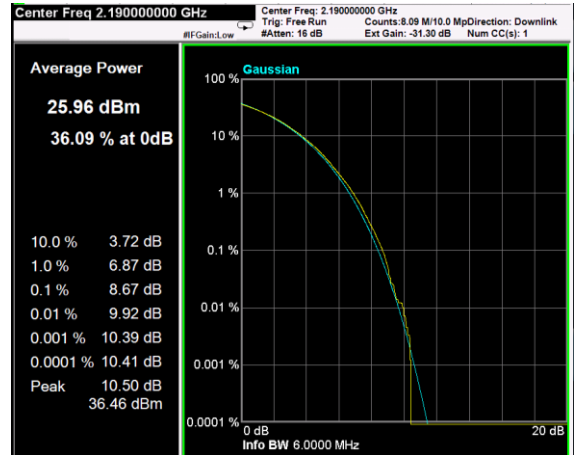
Channel: BOTTOM, Modulation: QPSK, BW=5MHz, Channel Power



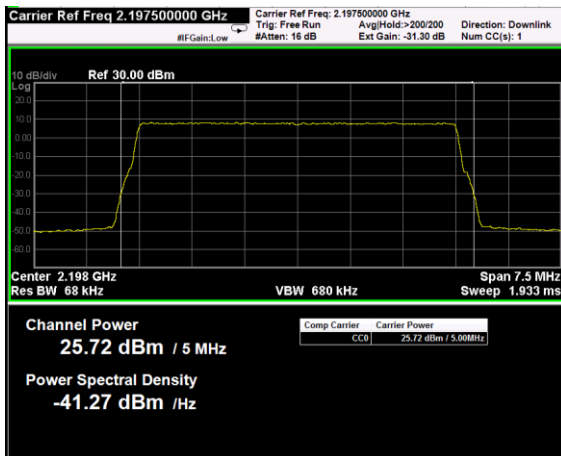
Channel: BOTTOM, Modulation: QPSK, BW=5MHz, CCDF



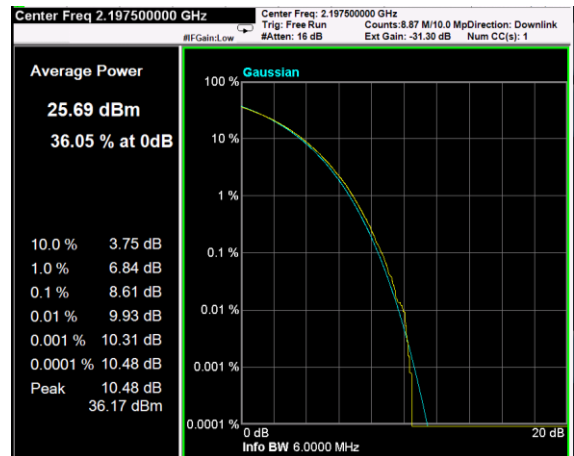
Channel: MIDDLE, Modulation: QPSK, BW=5MHz, Channel Power



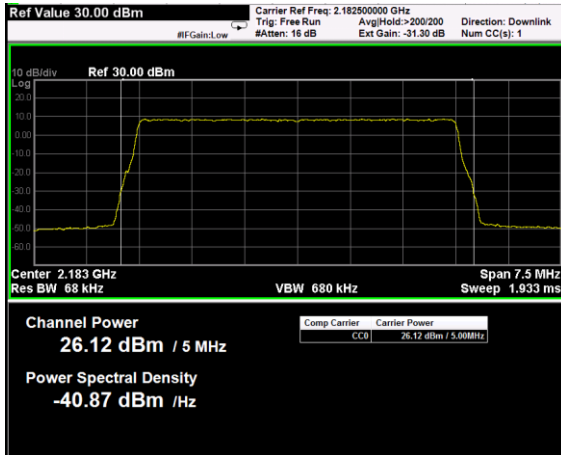
Channel: MIDDLE, Modulation: QPSK, BW=5MHz, CCDF



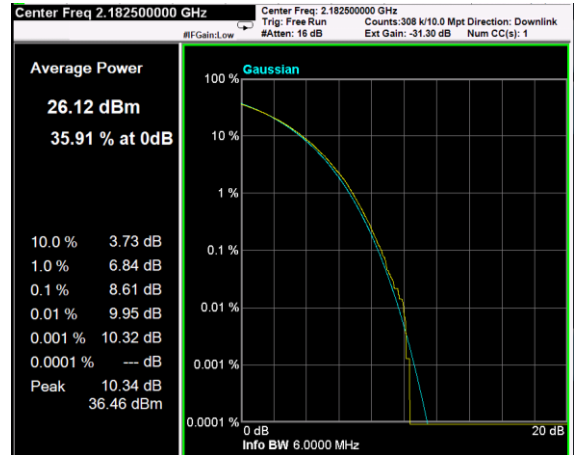
Channel: TOP, Modulation: QPSK, BW=5MHz, Channel Power



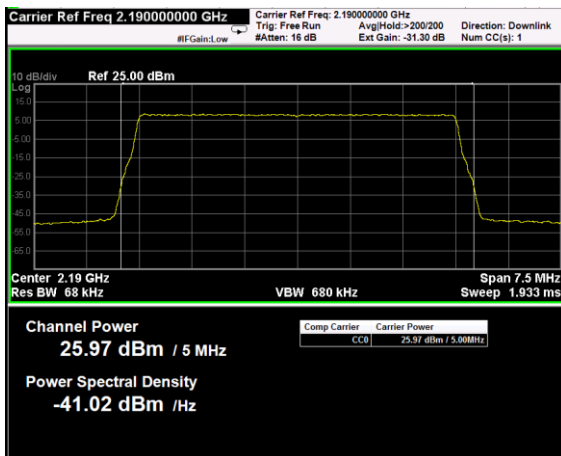
Channel: TOP, Modulation: QPSK, BW=5MHz, CCDF



Channel: BOTTOM, Modulation: 16QAM, BW=5MHz, Channel Power



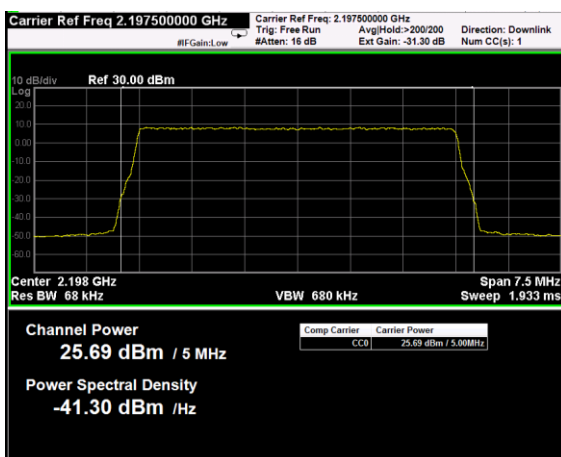
Channel: BOTTOM, Modulation: 16QAM, BW=5MHz, CCDF



Channel: MIDDLE, Modulation: 16QAM, BW=5MHz, Channel Power



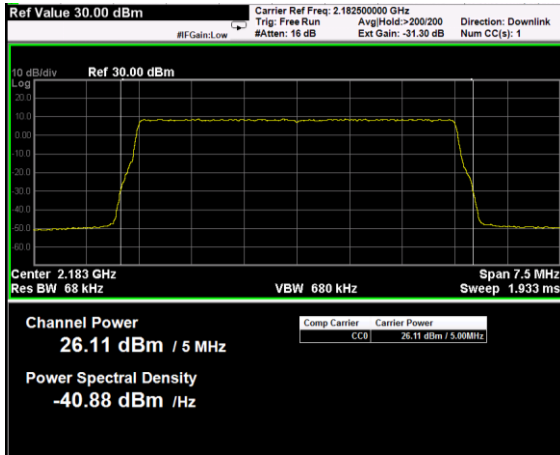
Channel: MIDDLE, Modulation: 16QAM, BW=5MHz, CCDF



Channel: TOP, Modulation: 16QAM, BW=5MHz, Channel Power



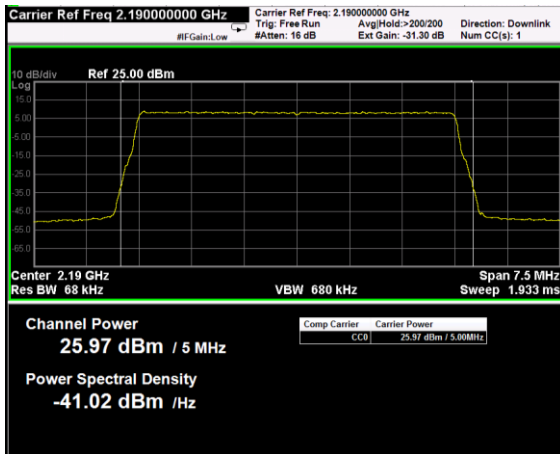
Channel: TOP, Modulation: 16QAM, BW=5MHz, CCDF



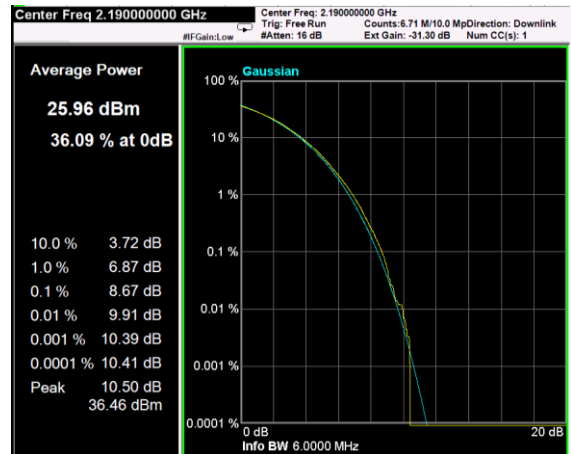
Channel: BOTTOM, Modulation: 64QAM, BW=5MHz, Channel Power



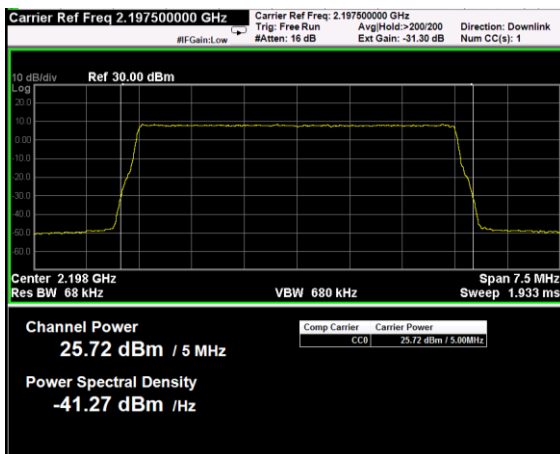
Channel: BOTTOM, Modulation: 64QAM, BW=5MHz, CCDF



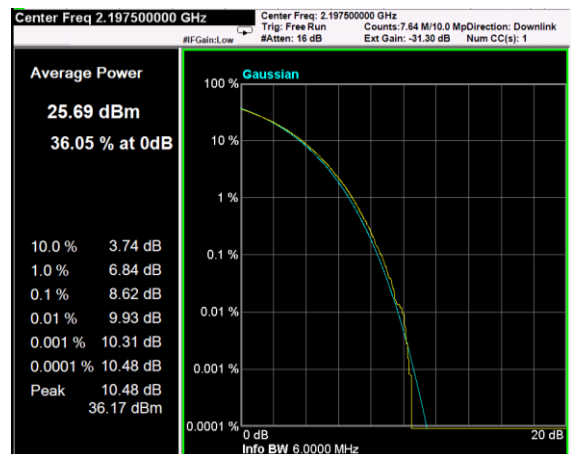
Channel: MIDDLE, Modulation: 64QAM, BW=5MHz, Channel Power



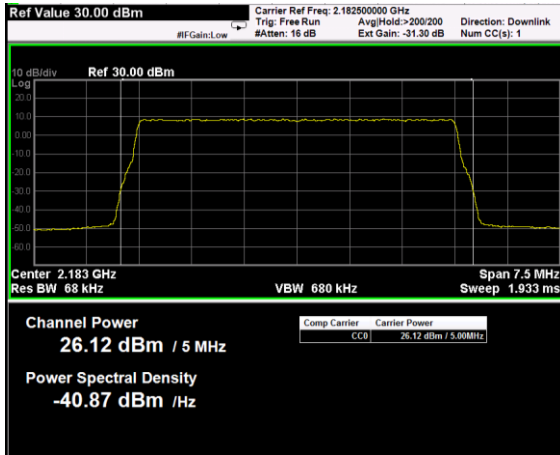
Channel: MIDDLE, Modulation: 64QAM, BW=5MHz, CCDF



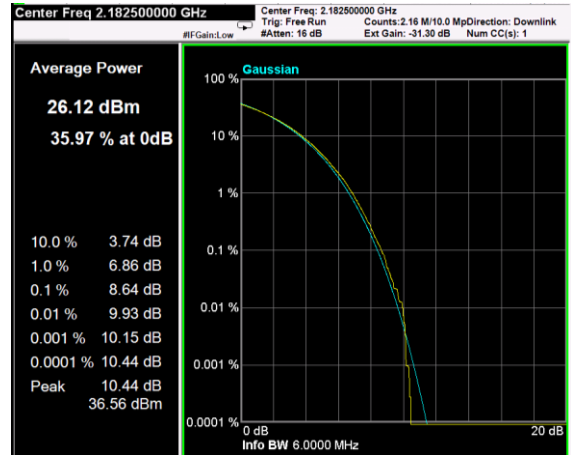
Channel: TOP, Modulation: 64QAM, BW=5MHz, Channel Power



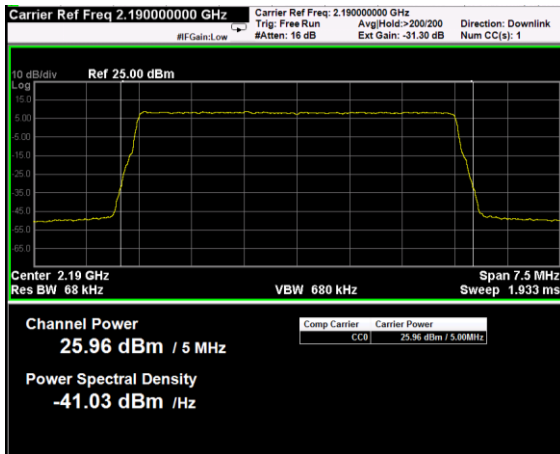
Channel: TOP, Modulation: 64QAM, BW=5MHz, CCDF



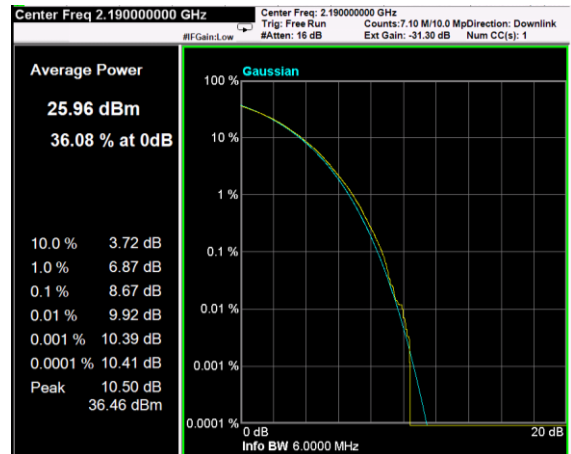
Channel: BOTTOM, Modulation: 256QAM, BW=5MHz, Channel Power



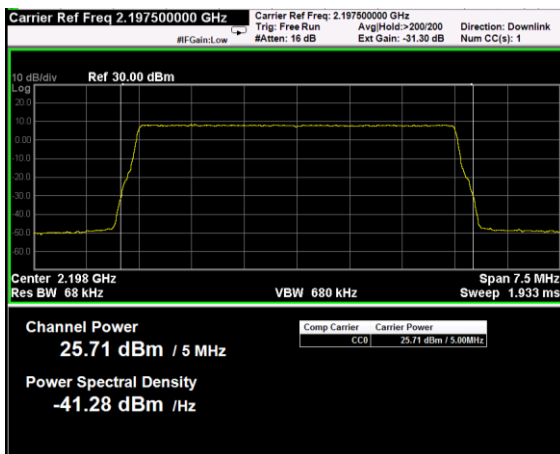
Channel: BOTTOM, Modulation: 256QAM, BW=5MHz, CCDF



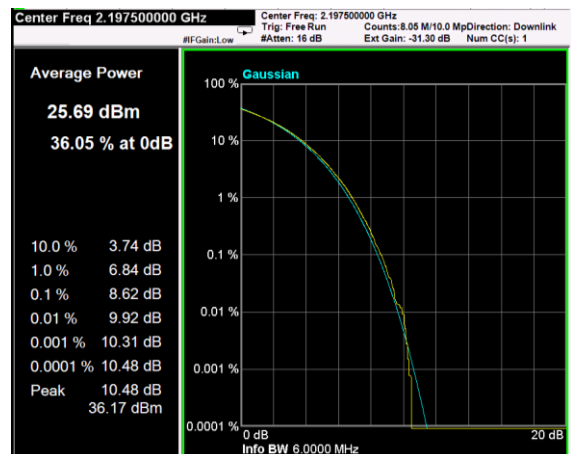
Channel: MIDDLE, Modulation: 256QAM, BW=5MHz, Channel Power



Channel: MIDDLE, Modulation: 256QAM, BW=5MHz, CCDF

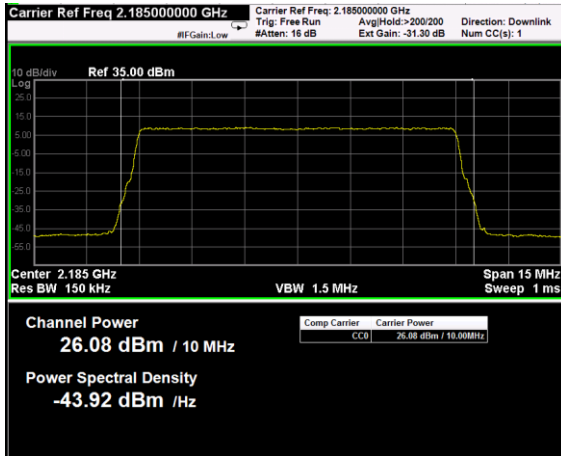


Channel: TOP, Modulation: 256QAM, BW=5MHz, Channel Power

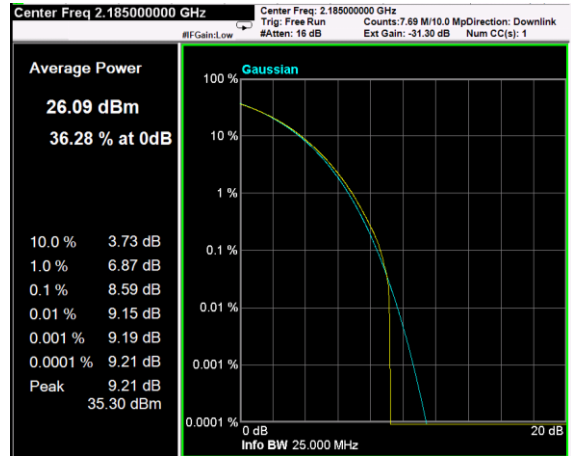


Channel: TOP, Modulation: 256QAM, BW=5MHz, CCDF

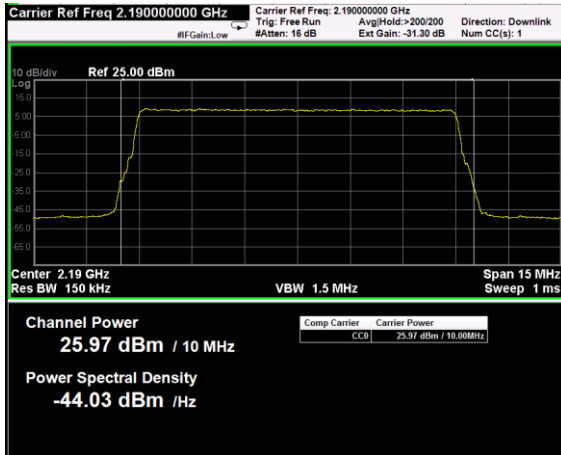
Test data					
Direction	Modulation	Frequency (MHz)	RF output Power (dBm)	RF output channel Power (W)	PAR (dB)
Down-link	LTE 10MHz (QPSK)	2185	26.08	0.406	9.21
Down-link	LTE 10MHz (QPSK)	2190	25.97	0.395	9.3
Down-link	LTE 10MHz (QPSK)	2195	25.83	0.383	9.34
Down-link	LTE 10MHz (16QAM)	2185	26.12	0.409	9.22
Down-link	LTE 10MHz (16QAM)	2190	25.99	0.397	9.29
Down-link	LTE 10MHz (16QAM)	2195	25.83	0.383	9.31
Down-link	LTE 10MHz (64QAM)	2185	26.09	0.406	9.21
Down-link	LTE 10MHz (64QAM)	2190	26.01	0.399	9.3
Down-link	LTE 10MHz (64QAM)	2195	25.82	0.382	9.32
Down-link	LTE 10MHz (256QAM)	2185	26.08	0.406	9.21
Down-link	LTE 10MHz (256QAM)	2190	26	0.398	9.3
Down-link	LTE 10MHz (256QAM)	2195	25.84	0.384	9.32



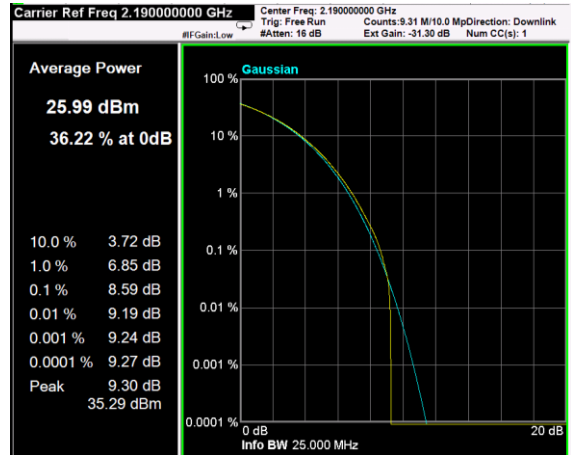
Channel: BOTTOM, Modulation: QPSK, BW=10MHz, Channel Power



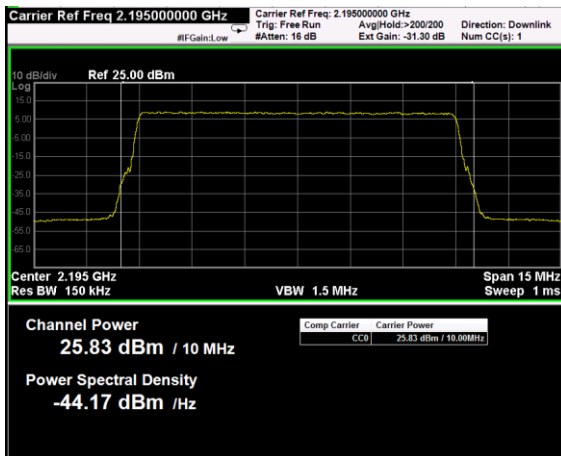
Channel: BOTTOM, Modulation: QPSK, BW=10MHz, CCDF



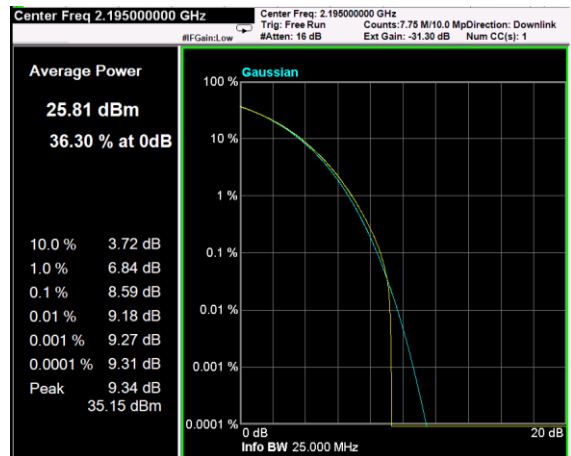
Channel: MIDDLE, Modulation: QPSK, BW=10MHz, Channel Power



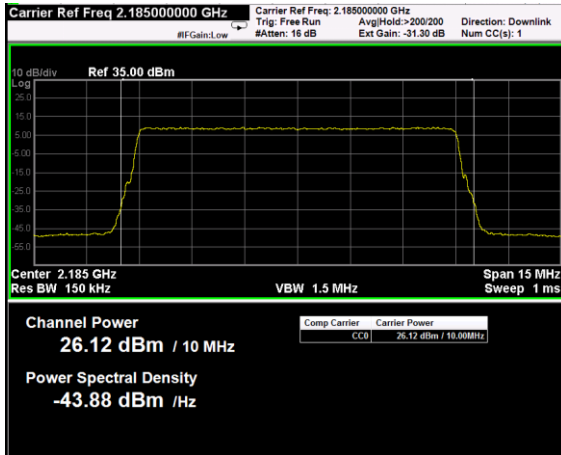
Channel: MIDDLE, Modulation: QPSK, BW=10MHz, CCDF



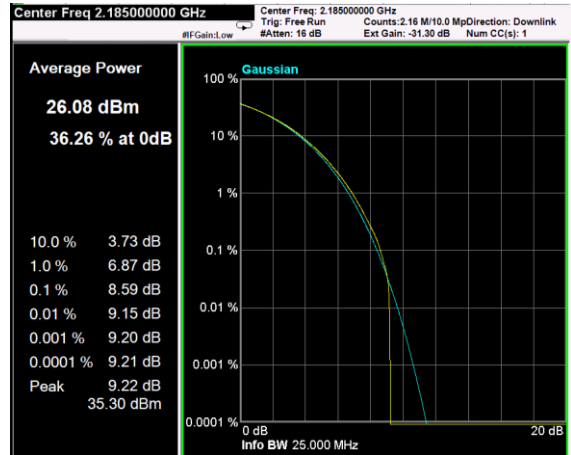
Channel: TOP, Modulation: QPSK, BW=10MHz, Channel Power



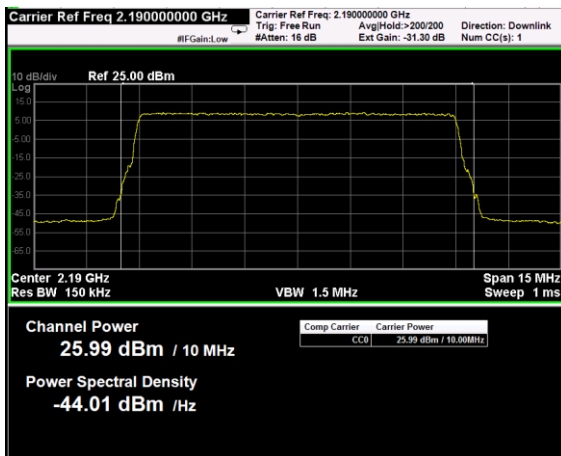
Channel: TOP, Modulation: QPSK, BW=10MHz, CCDF



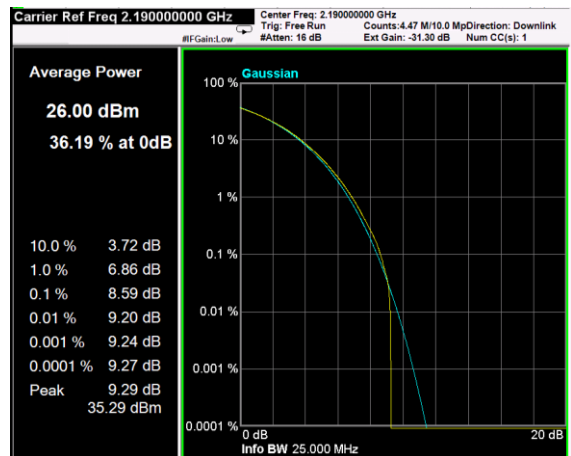
Channel: BOTTOM, Modulation: 16QAM, BW=10MHz, Channel Power



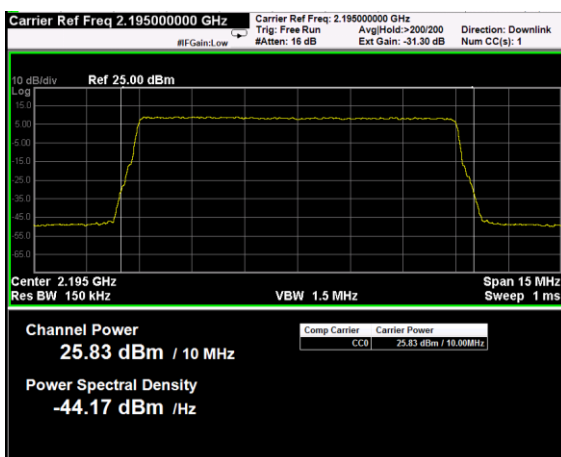
Channel: BOTTOM, Modulation: 16QAM, BW=10MHz, CCDF



Channel: MIDDLE, Modulation: 16QAM, BW=10MHz, Channel Power



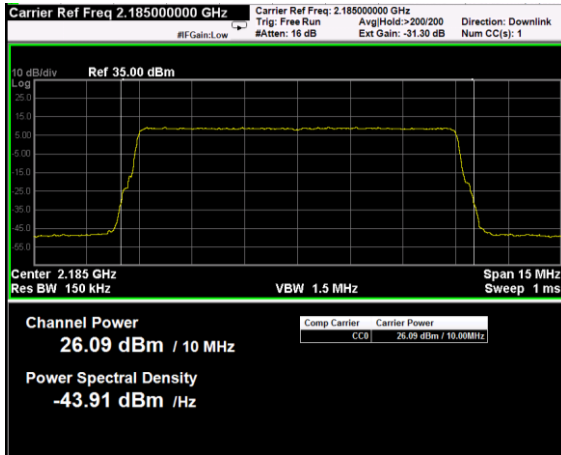
Channel: MIDDLE, Modulation: 16QAM, BW=10MHz, CCDF



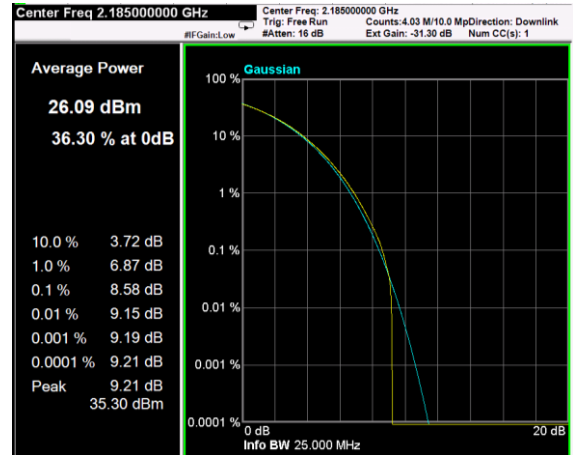
Channel: TOP, Modulation: 16QAM, BW=10MHz, Channel Power



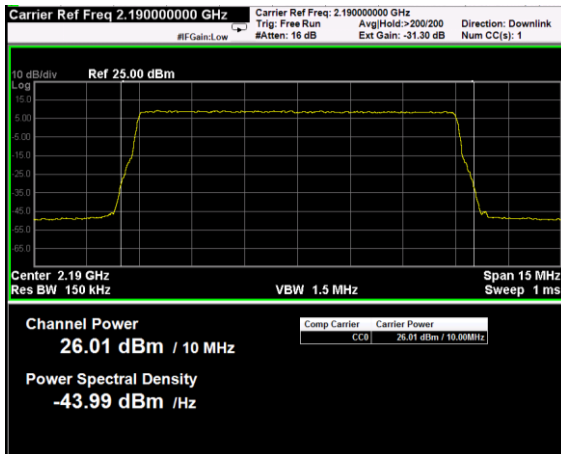
Channel: TOP, Modulation: 16QAM, BW=10MHz, CCDF



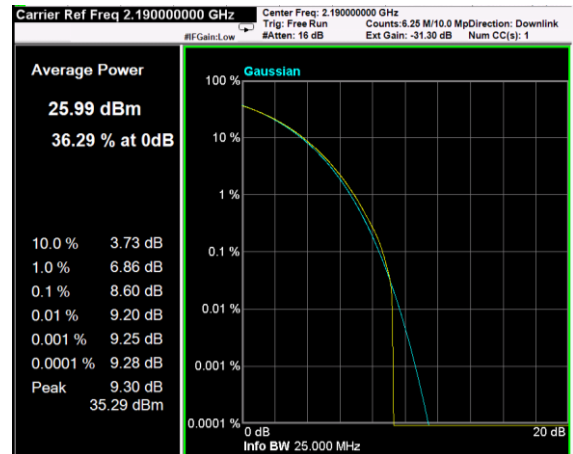
Channel: BOTTOM, Modulation: 64QAM, BW=10MHz, Channel Power



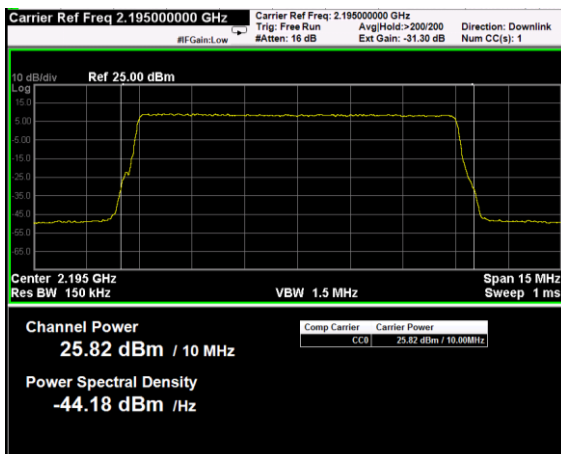
Channel: BOTTOM, Modulation: 64QAM, BW=10MHz, CCDF



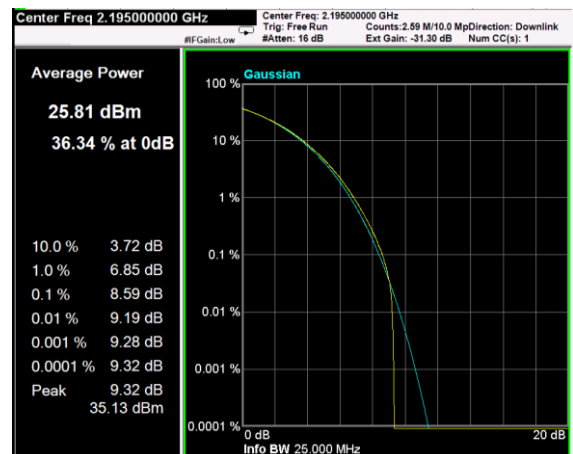
Channel: MIDDLE, Modulation: 64QAM, BW=10MHz, Channel Power



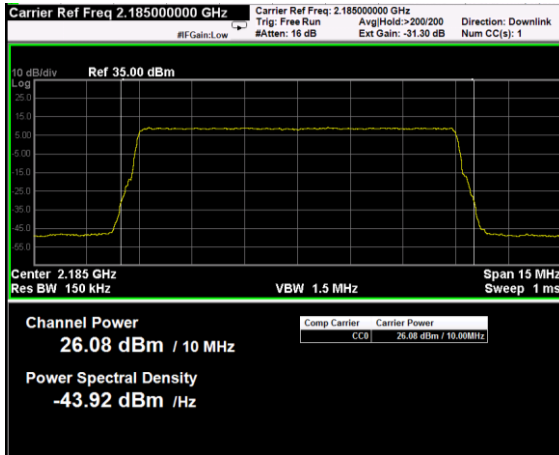
Channel: MIDDLE, Modulation: 64QAM, BW=10MHz, CCDF



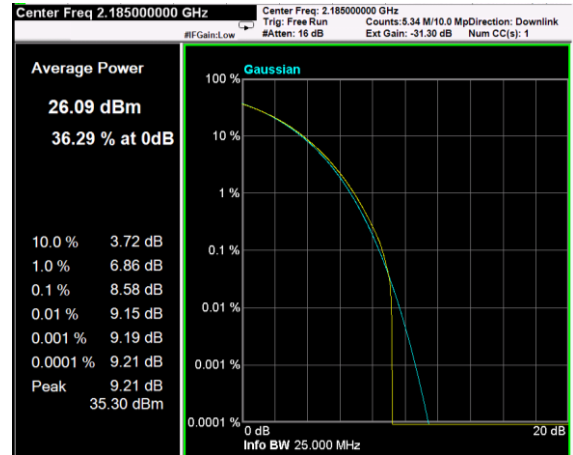
Channel: TOP, Modulation: 64QAM, BW=10MHz, Channel Power



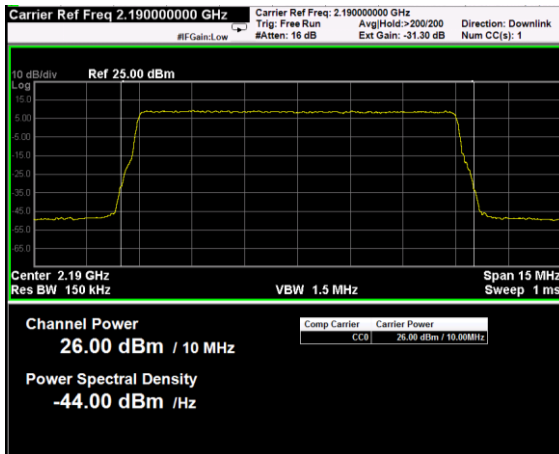
Channel: TOP, Modulation: 64QAM, BW=10MHz, CCDF



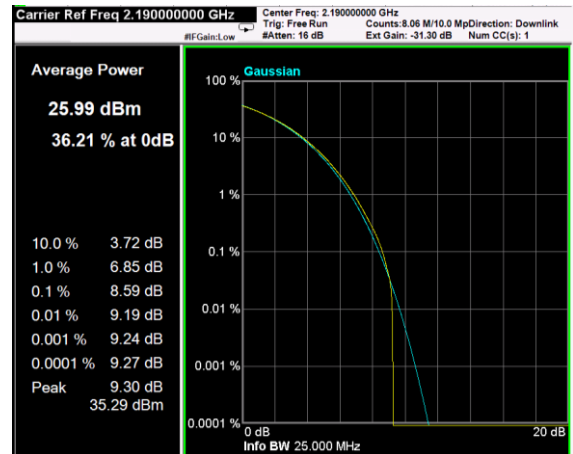
Channel: BOTTOM, Modulation: 256QAM, BW=10MHz, Channel Power



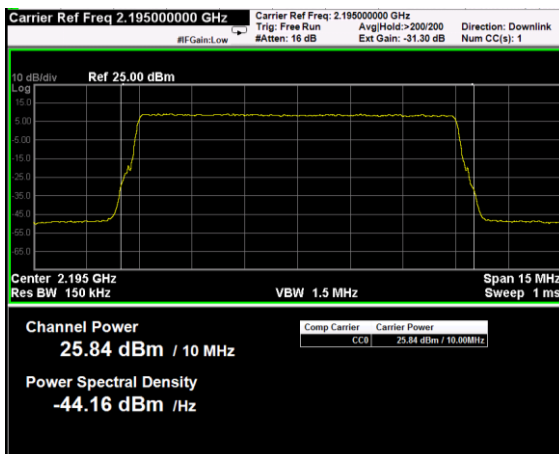
Channel: BOTTOM, Modulation: 256QAM, BW=10MHz, CCDF



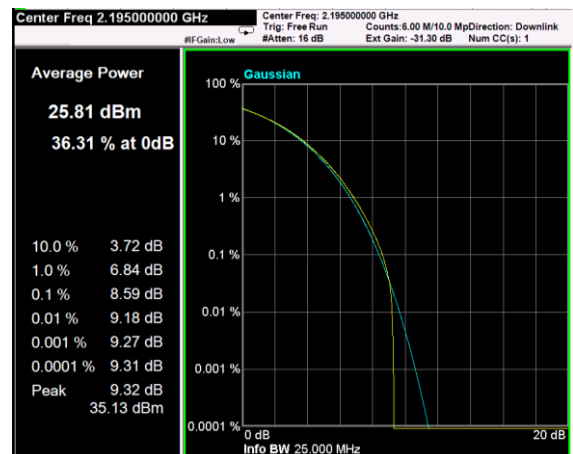
Channel: MIDDLE, Modulation: 256QAM, BW=10MHz, Channel Power



Channel: MIDDLE, Modulation: 256QAM, BW=10MHz, CCDF

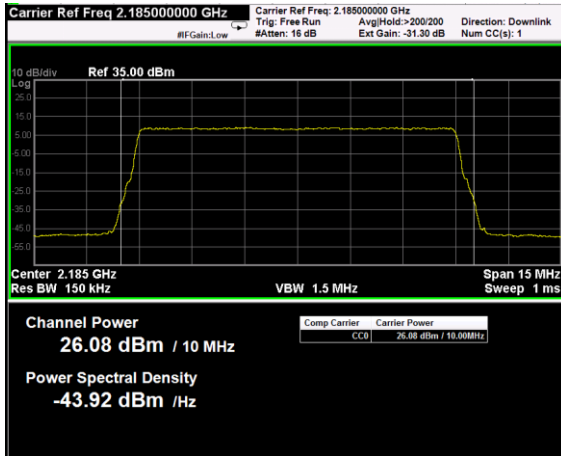


Channel: TOP, Modulation: 256QAM, BW=10MHz, Channel Power

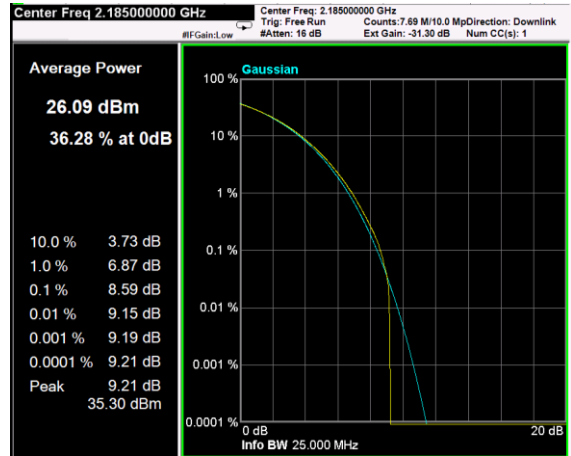


Channel: TOP, Modulation: 256QAM, BW=10MHz, CCDF

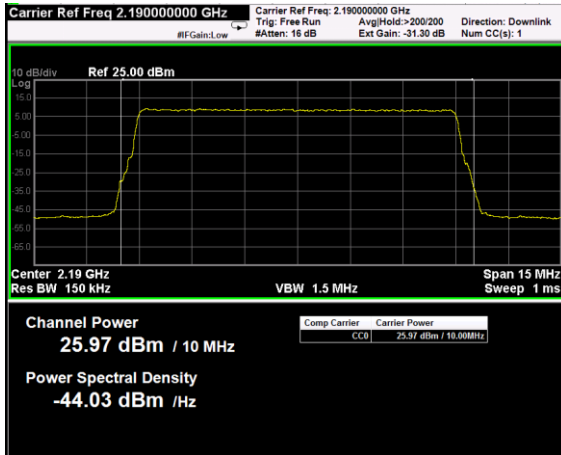
Test data					
Direction	Modulation	Frequency (MHz)	RF output Power (dBm)	RF output channel Power (W)	PAR (dB)
Down-link	LTE 15MHz (QPSK)	2187.5	26.08	0.406	9.21
Down-link	LTE 15MHz (QPSK)	2190	25.97	0.395	9.3
Down-link	LTE 15MHz (QPSK)	2192.5	25.83	0.383	9.34
Down-link	LTE 15MHz (16QAM)	2187.5	26.12	0.409	9.22
Down-link	LTE 15MHz (16QAM)	2190	25.99	0.397	9.29
Down-link	LTE 15MHz (16QAM)	2192.5	25.83	0.383	9.31
Down-link	LTE 15MHz (64QAM)	2187.5	26.09	0.406	9.21
Down-link	LTE 15MHz (64QAM)	2190	26.01	0.399	9.3
Down-link	LTE 15MHz (64QAM)	2192.5	25.82	0.382	9.32
Down-link	LTE 15MHz (256QAM)	2187.5	26.08	0.406	9.21
Down-link	LTE 15MHz (256QAM)	2190	26	0.398	9.3
Down-link	LTE 15MHz (256QAM)	2192.5	25.84	0.384	9.32



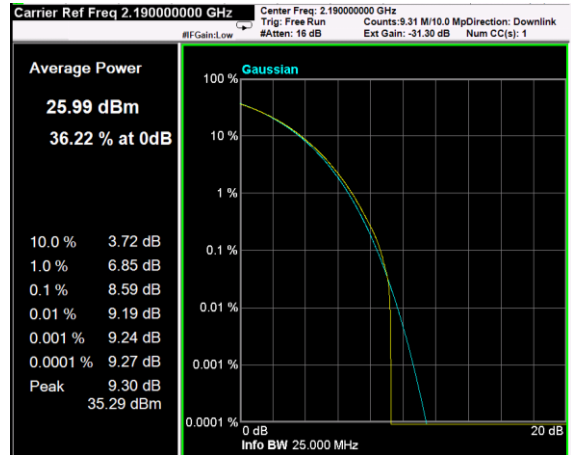
Channel: BOTTOM, Modulation: QPSK, BW=15MHz, Channel Power



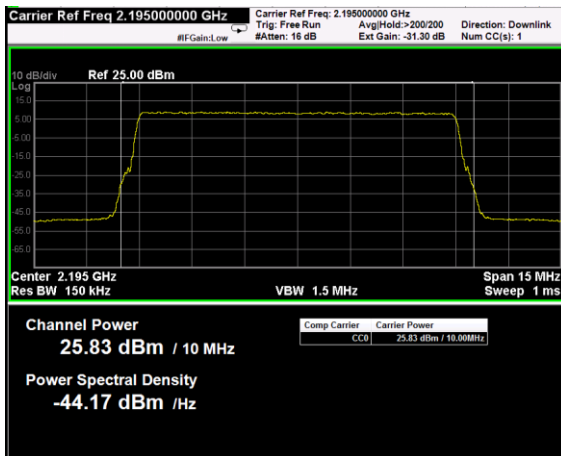
Channel: BOTTOM, Modulation: QPSK, BW=15MHz, CCDF



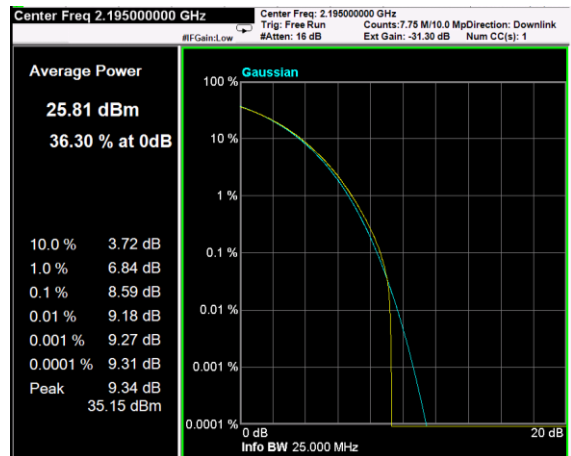
Channel: MIDDLE, Modulation: QPSK, BW=15MHz, Channel Power



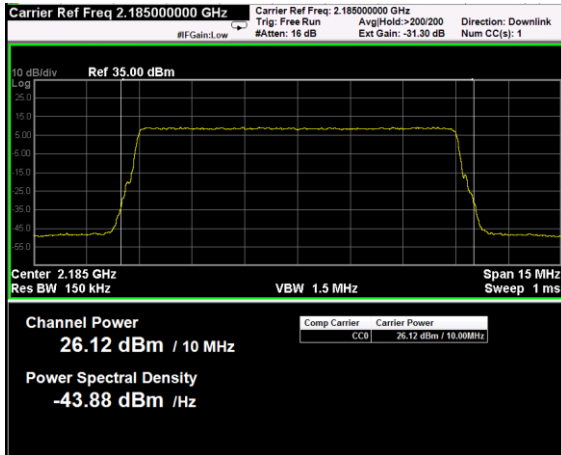
Channel: MIDDLE, Modulation: QPSK, BW=15MHz, CCDF



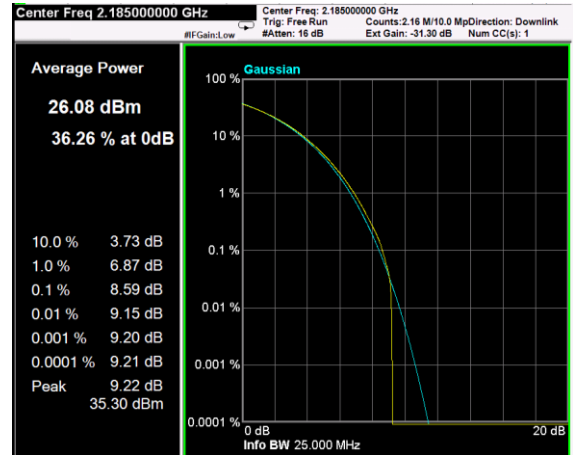
Channel: TOP, Modulation: QPSK, BW=15MHz, Channel Power



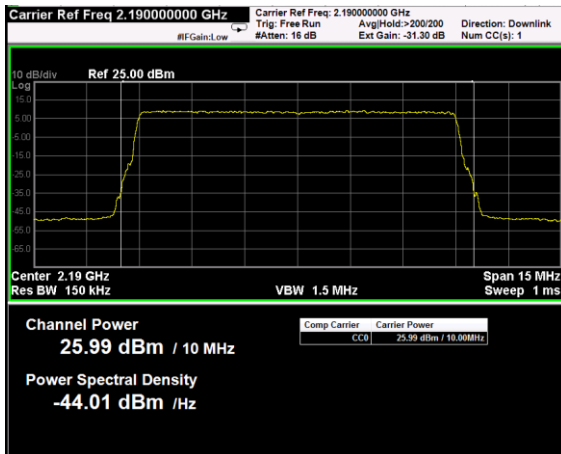
Channel: TOP, Modulation: QPSK, BW=15MHz, CCDF



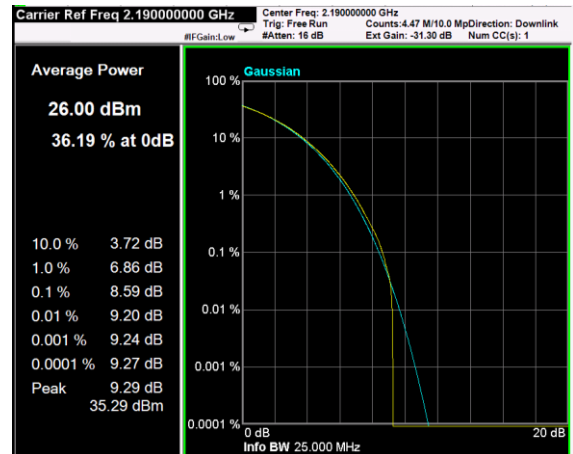
Channel: BOTTOM, Modulation: 16QAM, BW=15MHz, Channel Power



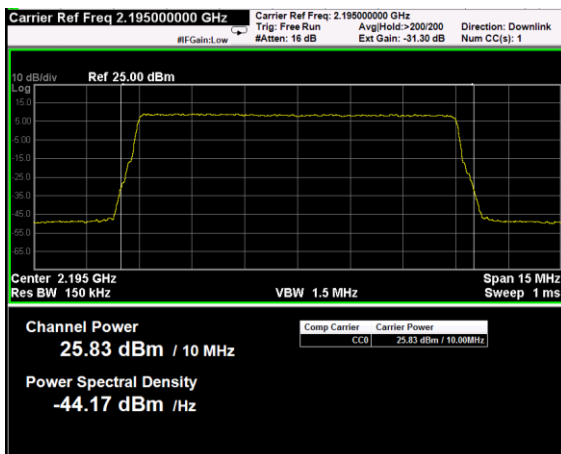
Channel: BOTTOM, Modulation: 16QAM, BW=15MHz, CCDF



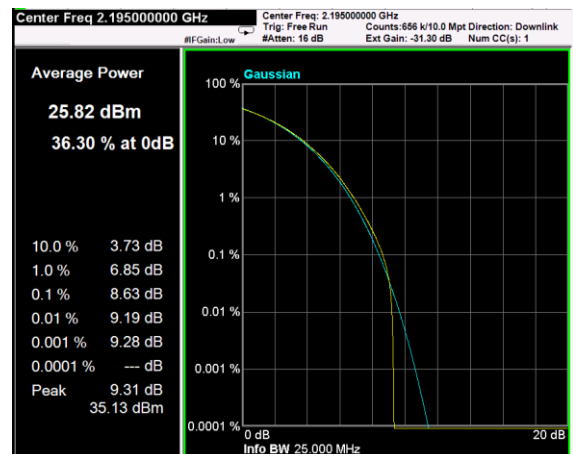
Channel: MIDDLE, Modulation: 16QAM, BW=15MHz, Channel Power



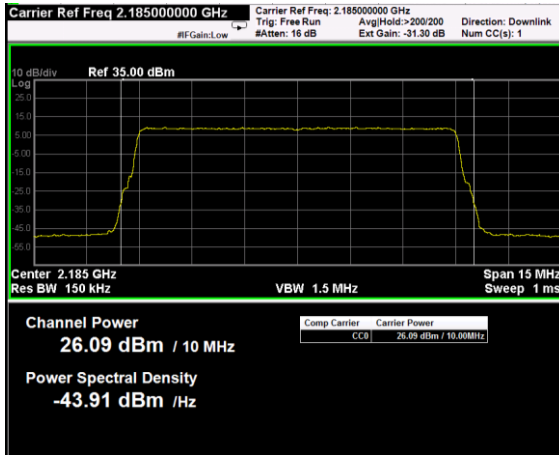
Channel: MIDDLE, Modulation: 16QAM, BW=15MHz, CCDF



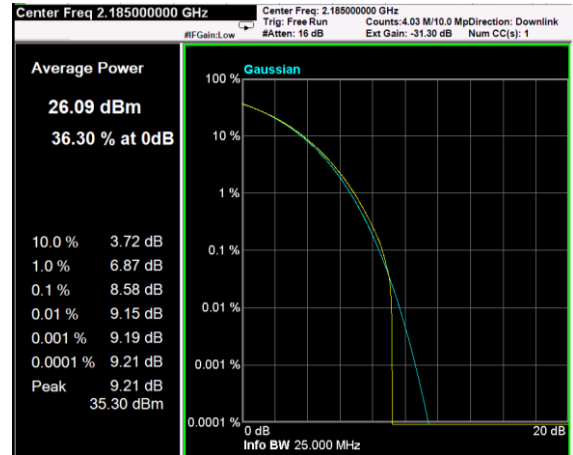
Channel: TOP, Modulation: 16QAM, BW=15MHz, Channel Power



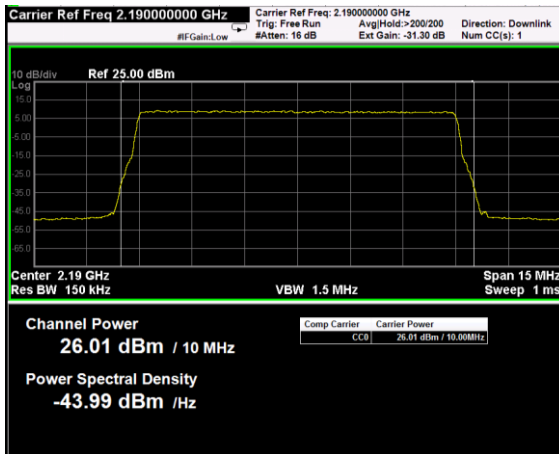
Channel: TOP, Modulation: 16QAM, BW=15MHz, CCDF



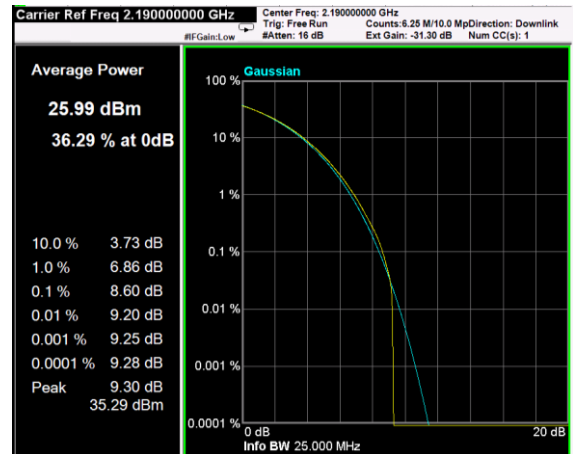
Channel: BOTTOM, Modulation: 64QAM, BW=15MHz, Channel Power



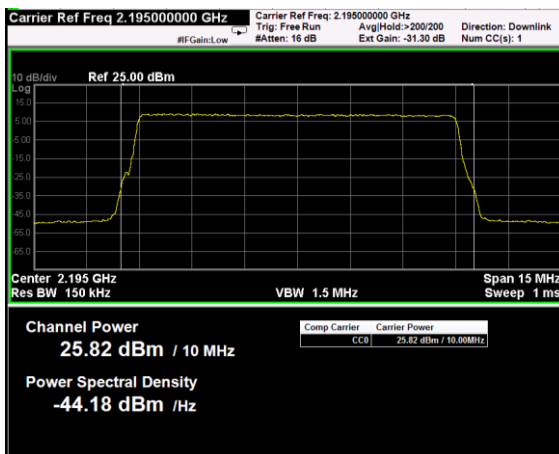
Channel: BOTTOM, Modulation: 64QAM, BW=15MHz, CCDF



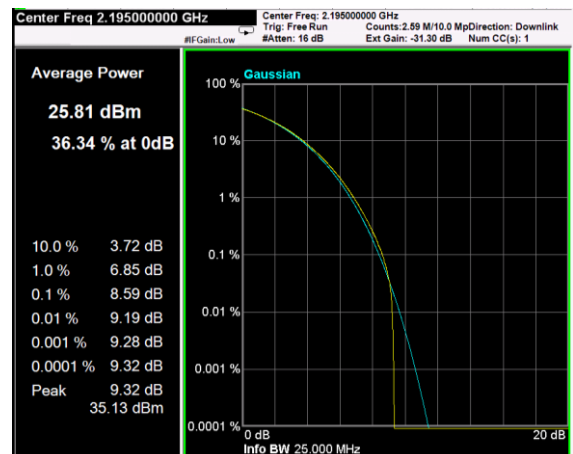
Channel: MIDDLE, Modulation: 64QAM, BW=15MHz, Channel Power



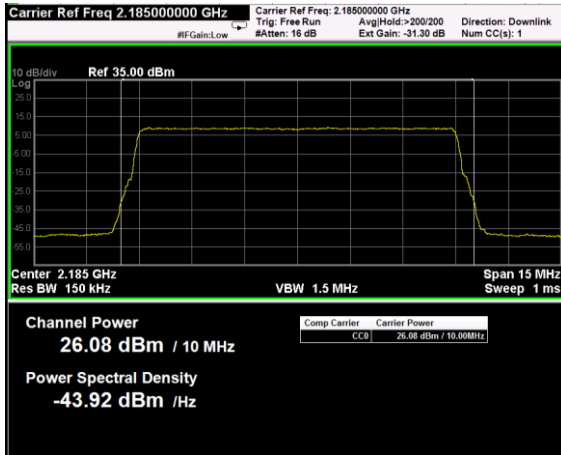
Channel: MIDDLE, Modulation: 64QAM, BW=15MHz, CCDF



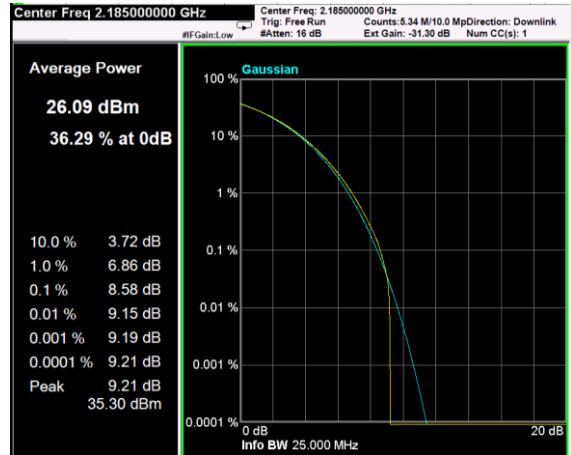
Channel: TOP, Modulation: 64QAM, BW=15MHz, Channel Power



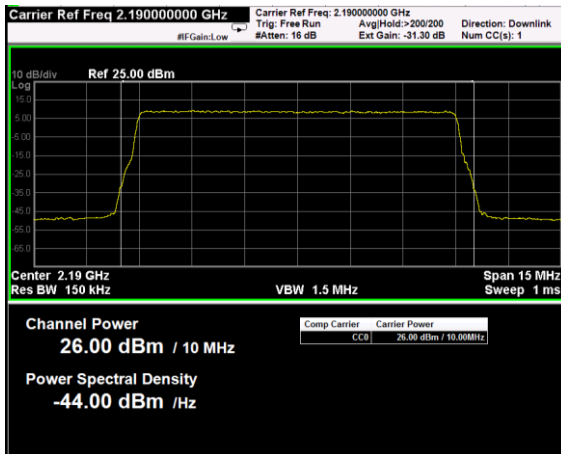
Channel: TOP, Modulation: 64QAM, BW=15MHz, CCDF



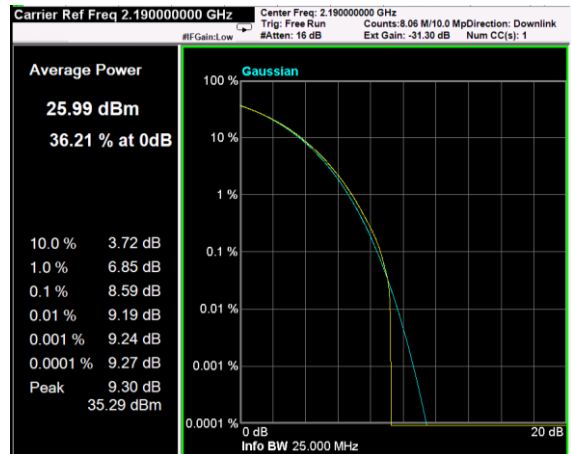
Channel: BOTTOM, Modulation: 256QAM, BW=15MHz, Channel Power



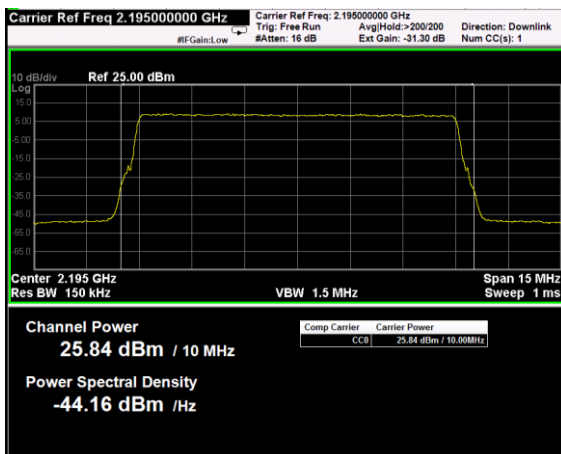
Channel: BOTTOM, Modulation: 256QAM, BW=15MHz, CCDF



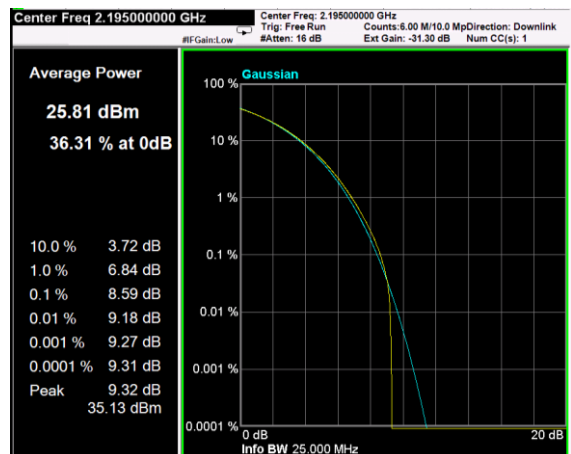
Channel: MIDDLE, Modulation: 256QAM, BW=15MHz, Channel Power



Channel: MIDDLE, Modulation: 256QAM, BW=15MHz, CCDF

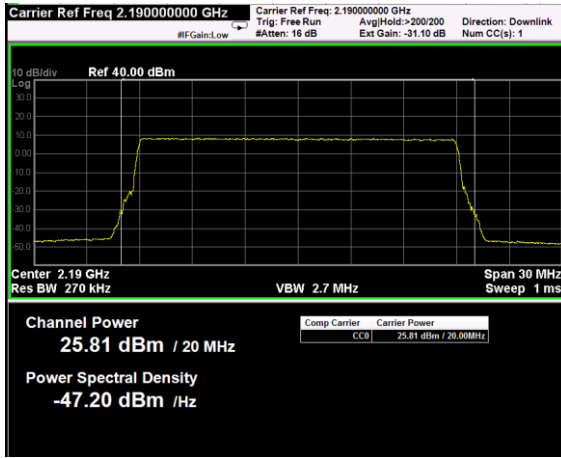


Channel: TOP, Modulation: 256QAM, BW=15MHz, Channel Power

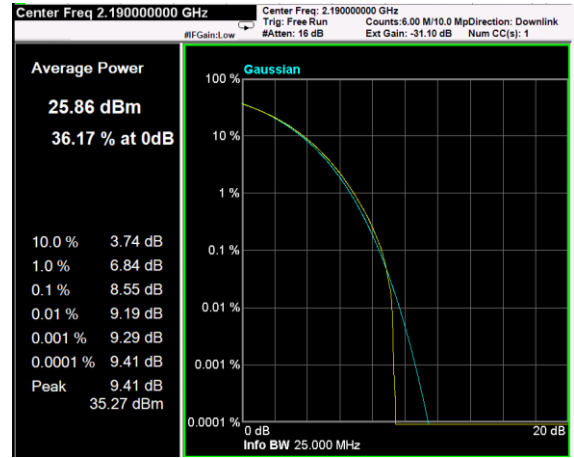


Channel: TOP, Modulation: 256QAM, BW=15MHz, CCDF

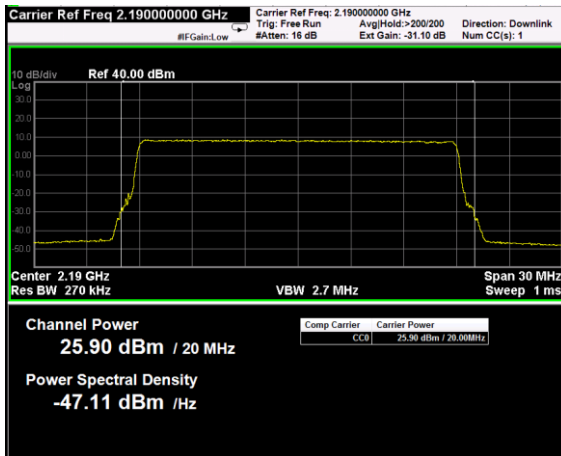
Test data					
Direction	Modulation	Frequency (MHz)	RF output Power (dBm)	RF output channel Power (W)	PAR (dB)
Down-link	LTE 20MHz (QPSK)	2190	25.81	0.381	9.41
Down-link	LTE 20MHz (16QAM)	2190	25.9	0.389	9.42
Down-link	LTE 20MHz (64QAM)	2190	25.89	0.388	9.46
Down-link	LTE 20MHz (256QAM)	2190	25.82	0.382	9.41



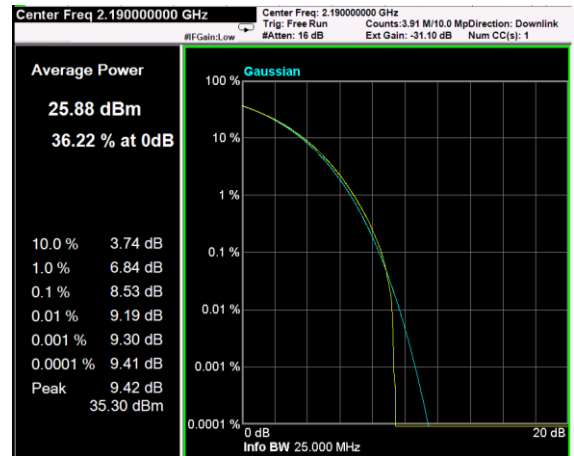
Channel: MIDDLE, Modulation: QPSK, BW=20MHz, Channel Power



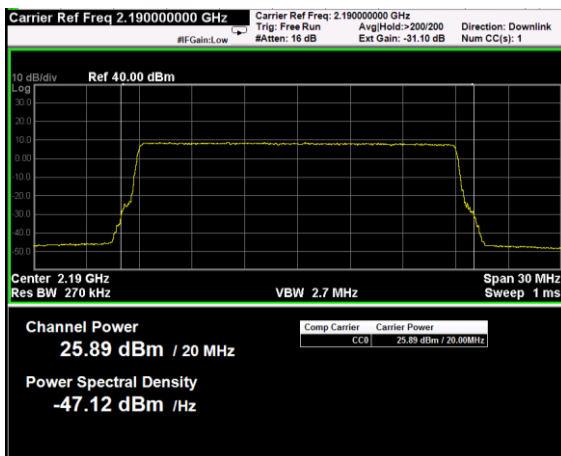
Channel: MIDDLE, Modulation: QPSK, BW=20MHz, CCDF



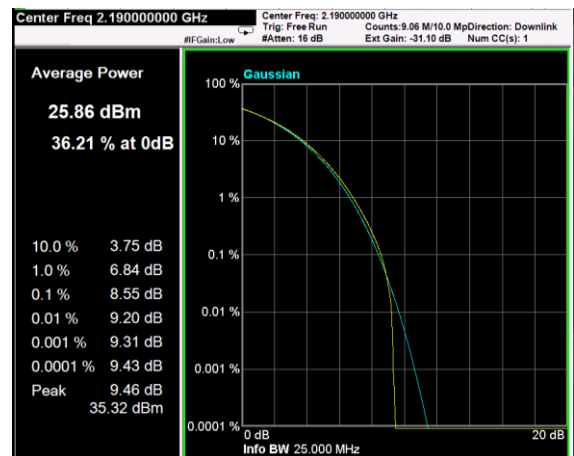
Channel: MIDDLE, Modulation: 16QAM, BW=20MHz, Channel Power



Channel: MIDDLE, Modulation: 16QAM, BW=20MHz, CCDF



Channel: MIDDLE, Modulation: 64QAM, BW=20MHz, Channel Power



Channel: MIDDLE, Modulation: 64QAM, BW=20MHz, CCDF