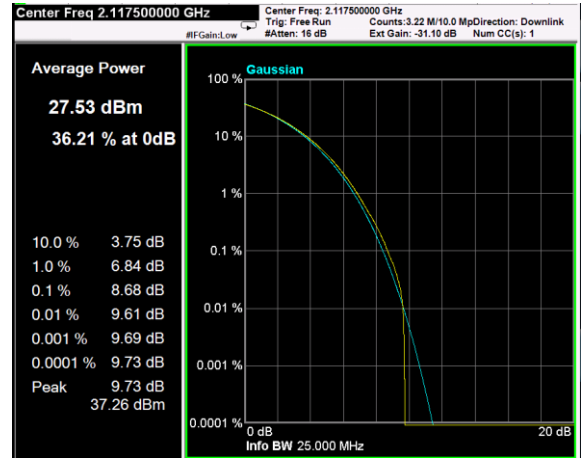
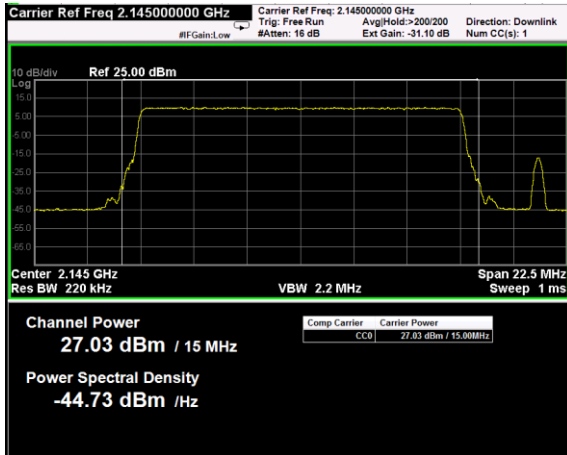


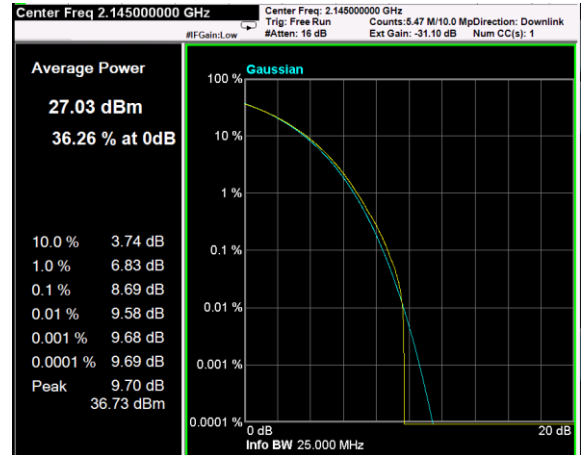
Channel: BOTTOM, Modulation: QPSK, BW=15MHz, Channel Power



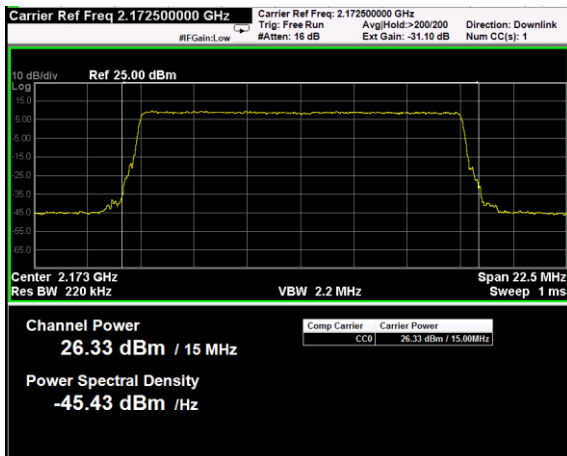
Channel: BOTTOM, Modulation: QPSK, BW=15MHz, CCDF



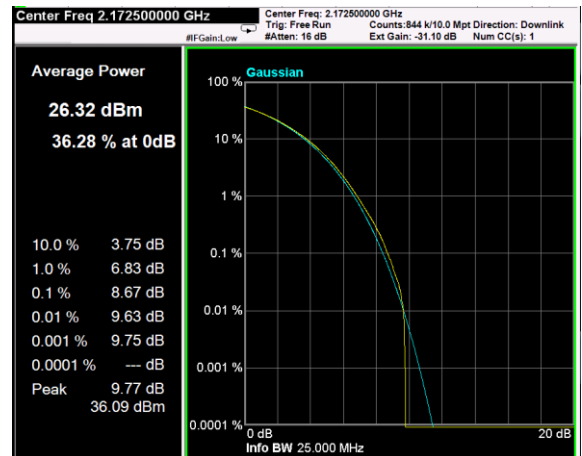
Channel: MIDDLE, Modulation: QPSK, BW=15MHz, Channel Power



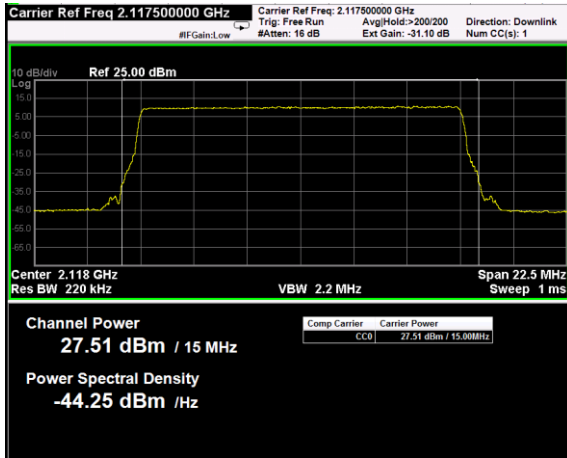
Channel: MIDDLE, Modulation: QPSK, BW=15MHz, CCDF



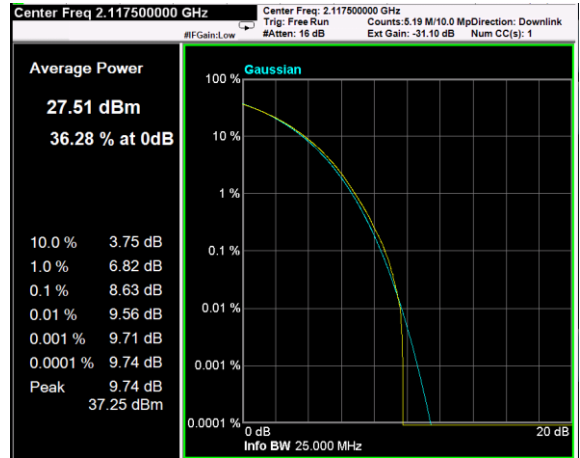
Channel: TOP, Modulation: QPSK, BW=15MHz, Channel Power



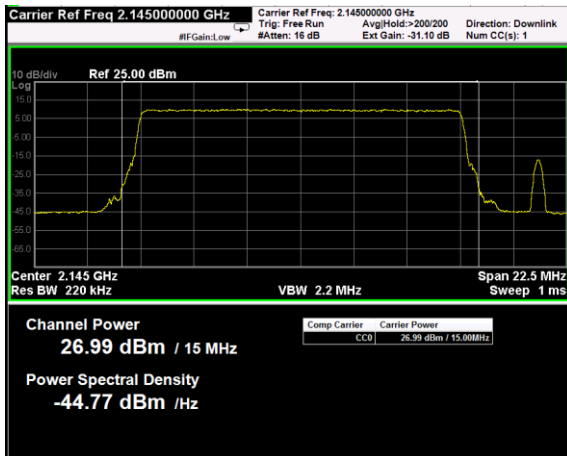
Channel: TOP, Modulation: QPSK, BW=15MHz, CCDF



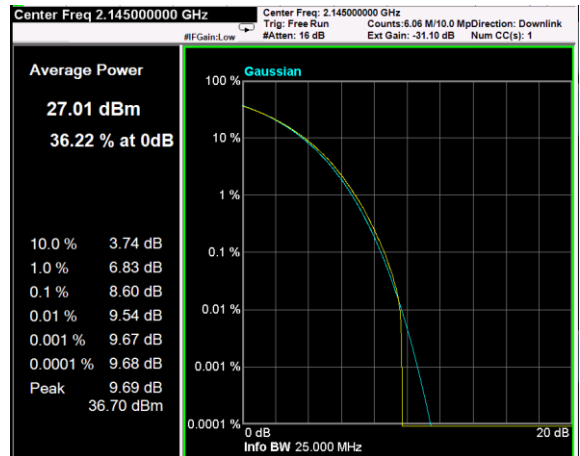
Channel: BOTTOM, Modulation: 16QAM, BW=15MHz, Channel Power



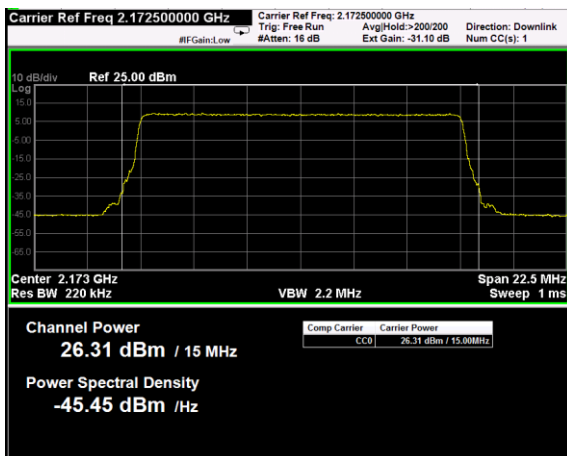
Channel: BOTTOM, Modulation: 16QAM, BW=15MHz, CCDF



Channel: MIDDLE, Modulation: 16QAM, BW=15MHz, Channel Power



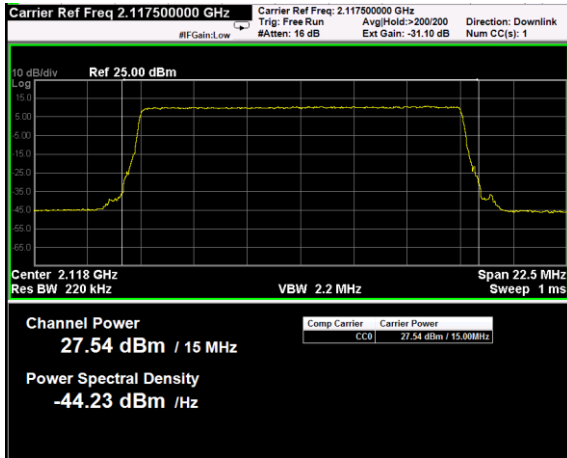
Channel: MIDDLE, Modulation: 16QAM, BW=15MHz, CCDF



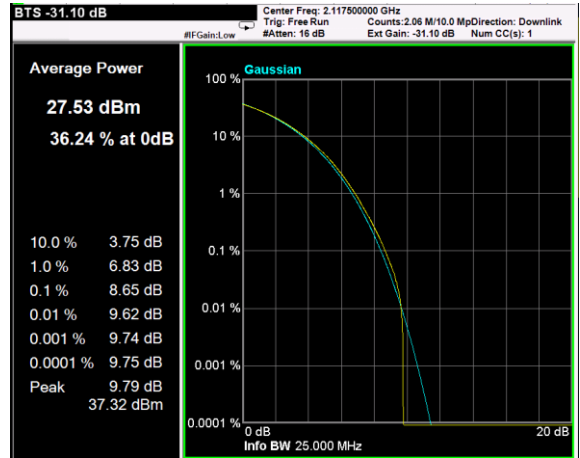
Channel: TOP, Modulation: 16QAM, BW=15MHz, Channel Power



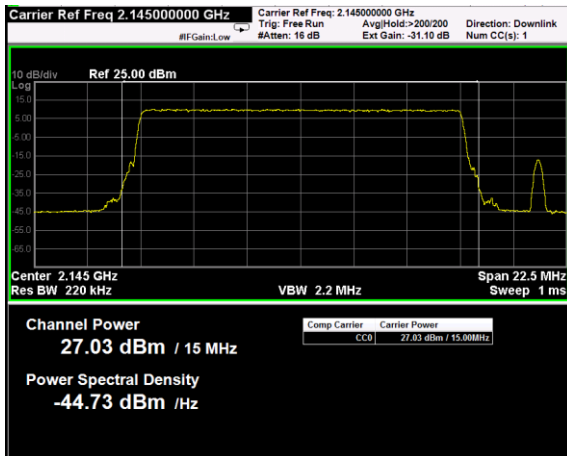
Channel: TOP, Modulation: 16QAM, BW=15MHz, CCDF



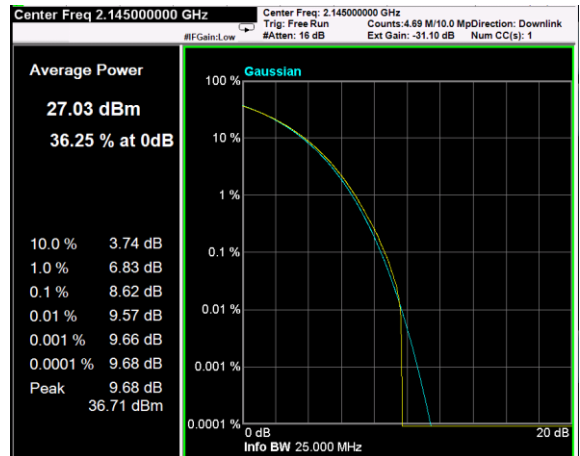
Channel: BOTTOM, Modulation: 64QAM, BW=15MHz, Channel Power



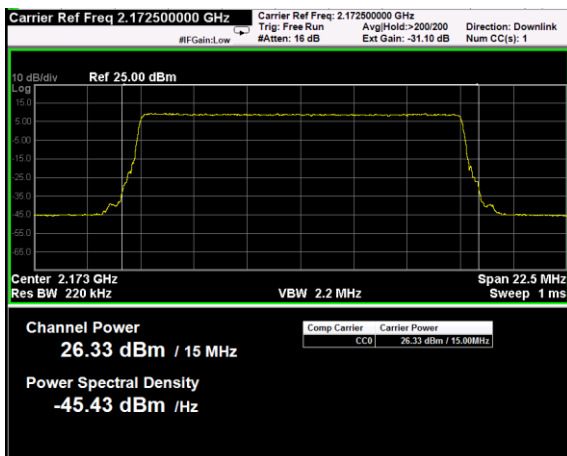
Channel: BOTTOM, Modulation: 64QAM, BW=15MHz, CCDF



Channel: MIDDLE, Modulation: 64QAM, BW=15MHz, Channel Power



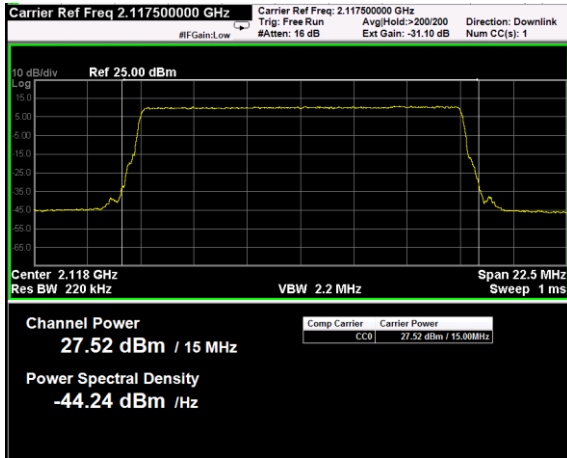
Channel: MIDDLE, Modulation: 64QAM, BW=15MHz, CCDF



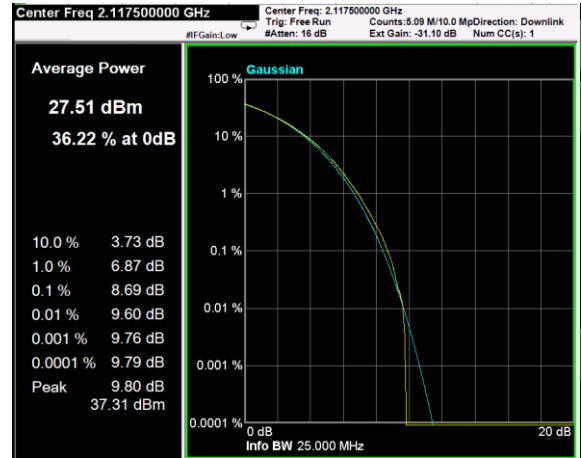
Channel: TOP, Modulation: 64QAM, BW=15MHz, Channel Power



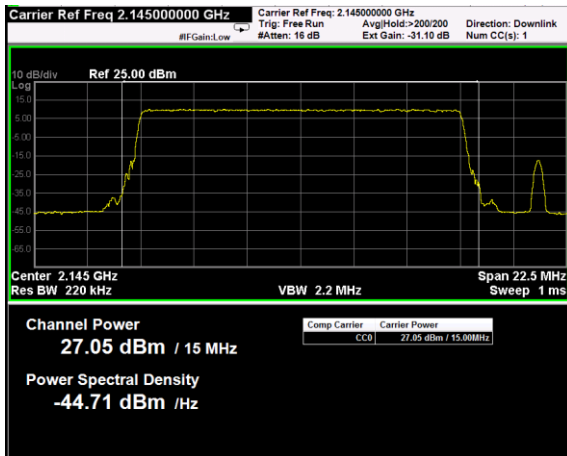
Channel: TOP, Modulation: 64QAM, BW=15MHz, CCDF



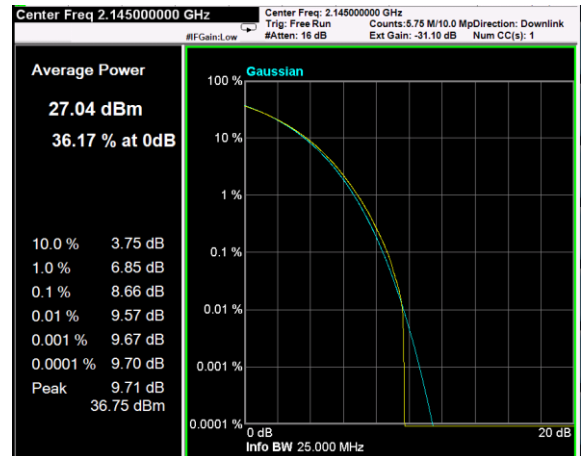
Channel: BOTTOM, Modulation: 256QAM, BW=15MHz, Channel Power



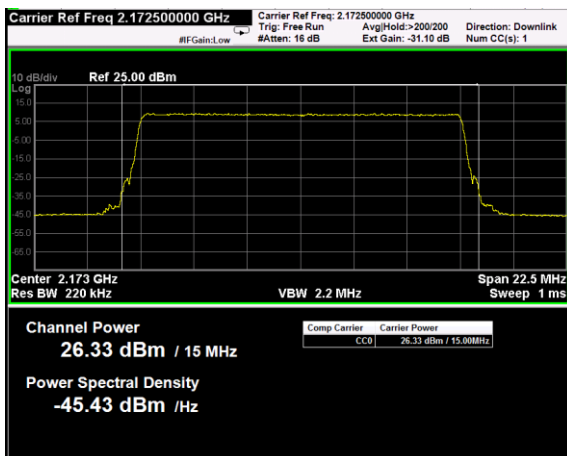
Channel: BOTTOM, Modulation: 256QAM, BW=15MHz, CCDF



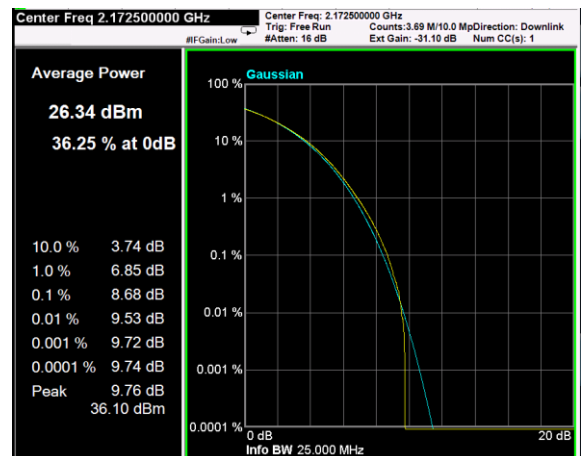
Channel: MIDDLE, Modulation: 256QAM, BW=15MHz, Channel Power



Channel: MIDDLE, Modulation: 256QAM, BW=15MHz, CCDF

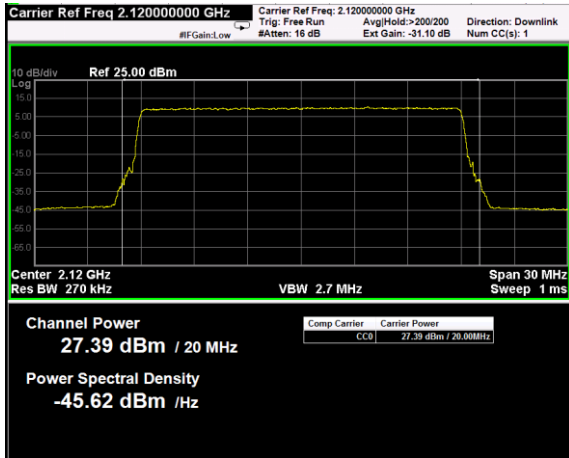


Channel: TOP, Modulation: 256QAM, BW=15MHz, Channel Power

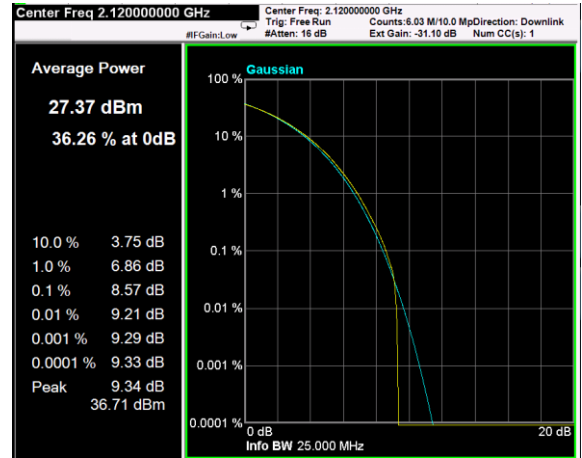


Channel: TOP, Modulation: 256QAM, BW=15MHz, CCDF

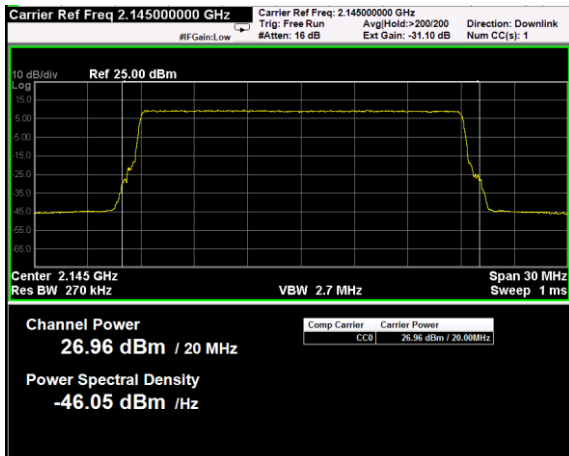
Test data					
Direction	Modulation	Frequency (MHz)	RF output Power (dBm)	RF output channel Power (W)	PAR (dB)
Down-link	LTE 20MHz (QPSK)	2120	27.39	0.548	9.34
Down-link	LTE 20MHz (QPSK)	2145	26.96	0.497	9.31
Down-link	LTE 20MHz (QPSK)	2170	26.13	0.410	9.35
Down-link	LTE 20MHz (16QAM)	2120	27.18	0.522	9.43
Down-link	LTE 20MHz (16QAM)	2145	26.96	0.497	9.29
Down-link	LTE 20MHz (16QAM)	2170	26.15	0.412	9.38
Down-link	LTE 20MHz (64QAM)	2120	27.14	0.518	9.4
Down-link	LTE 20MHz (64QAM)	2145	26.85	0.484	9.33
Down-link	LTE 20MHz (64QAM)	2170	26	0.398	9.35
Down-link	LTE 20MHz (256QAM)	2120	27.44	0.555	9.41
Down-link	LTE 20MHz (256QAM)	2145	26.88	0.488	9.31
Down-link	LTE 20MHz (256QAM)	2170	26.37	0.434	9.35



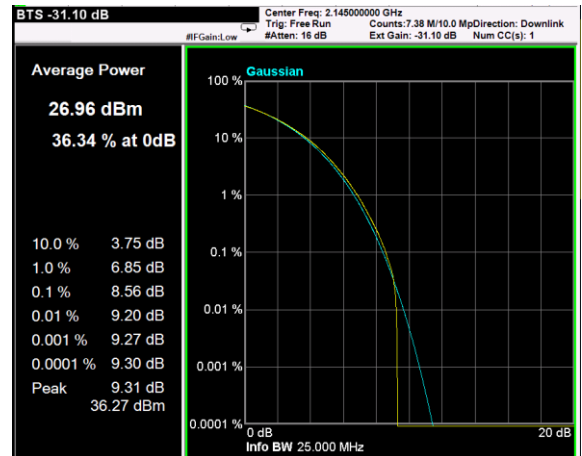
Channel: BOTTOM, Modulation: QPSK, BW=20MHz, Channel Power



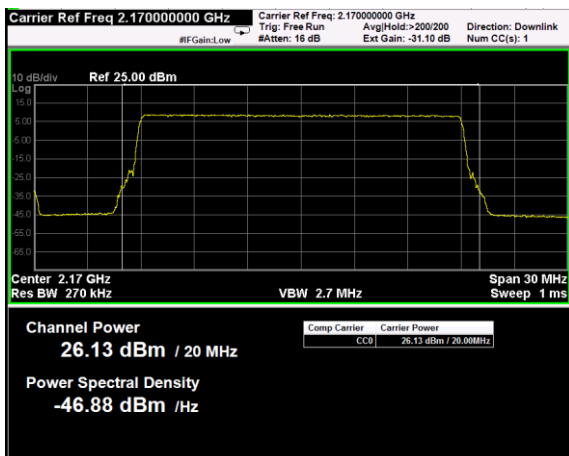
Channel: BOTTOM, Modulation: QPSK, BW=20MHz, CCDF



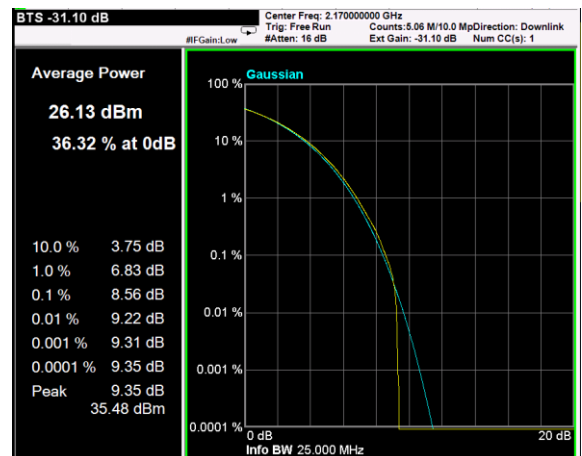
Channel: MIDDLE, Modulation: QPSK, BW=20MHz, Channel Power



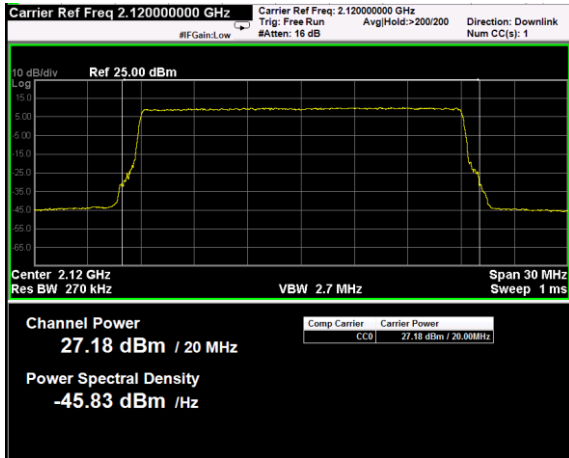
Channel: MIDDLE, Modulation: QPSK, BW=20MHz, CCDF



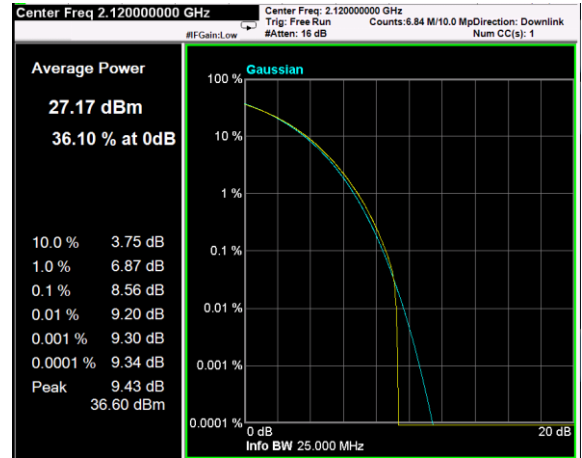
Channel: TOP, Modulation: QPSK, BW=20MHz, Channel Power



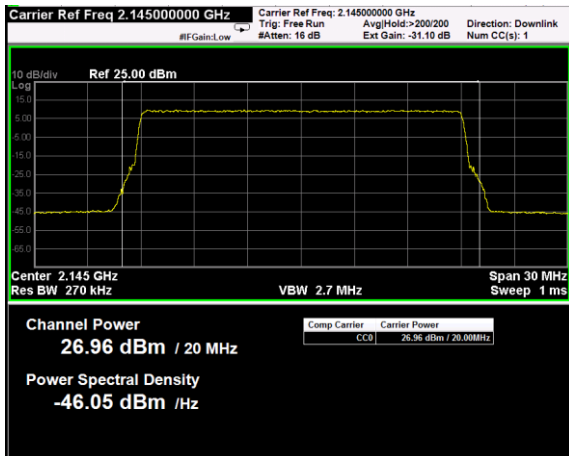
Channel: TOP, Modulation: QPSK, BW=20MHz, CCDF



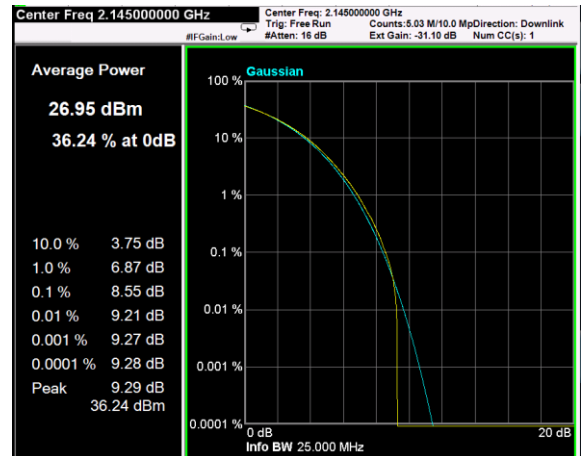
Channel: BOTTOM, Modulation: 16QAM, BW=20MHz, Channel Power



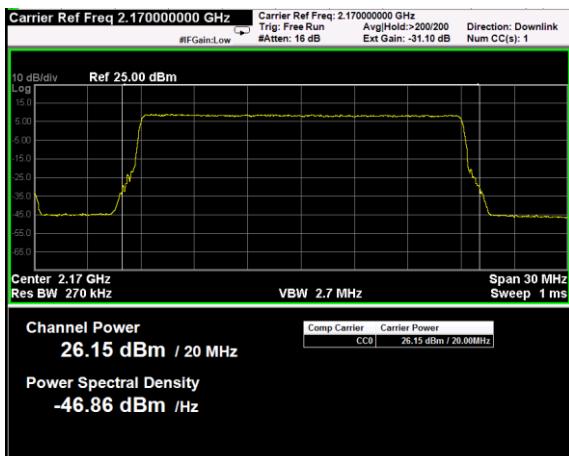
Channel: BOTTOM, Modulation: 16QAM, BW=20MHz, CCDF



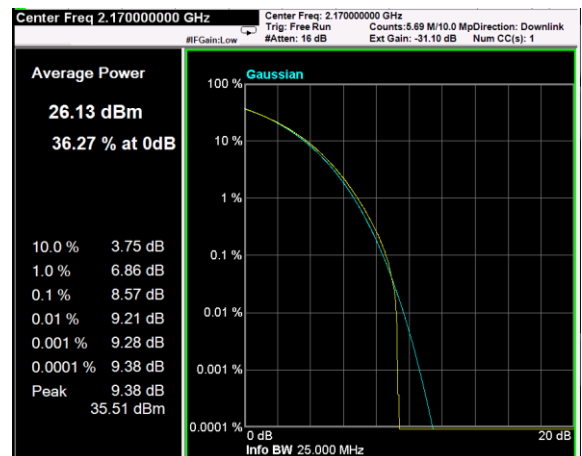
Channel: MIDDLE, Modulation: 16QAM, BW=20MHz, Channel Power



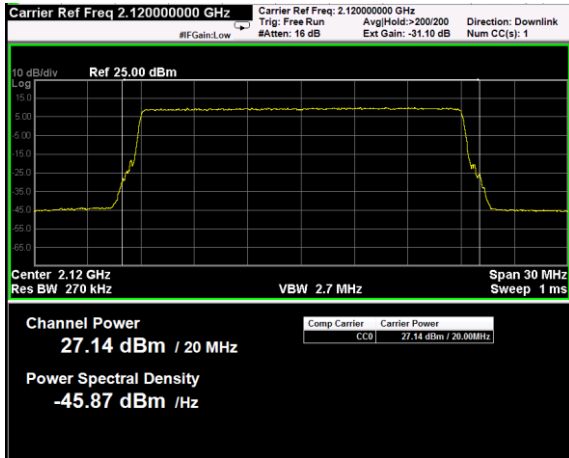
Channel: MIDDLE, Modulation: 16QAM, BW=20MHz, CCDF



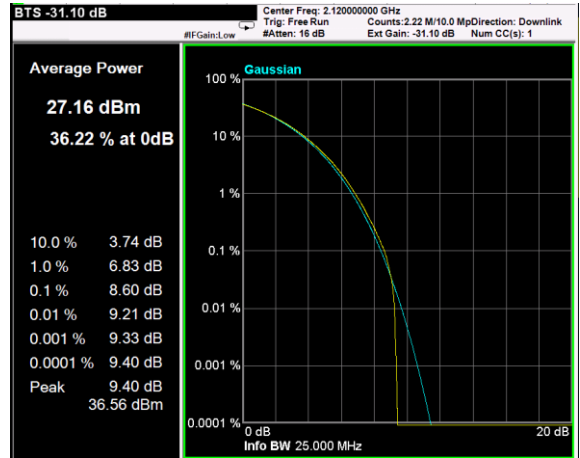
Channel: TOP, Modulation: 16QAM, BW=20MHz, Channel Power



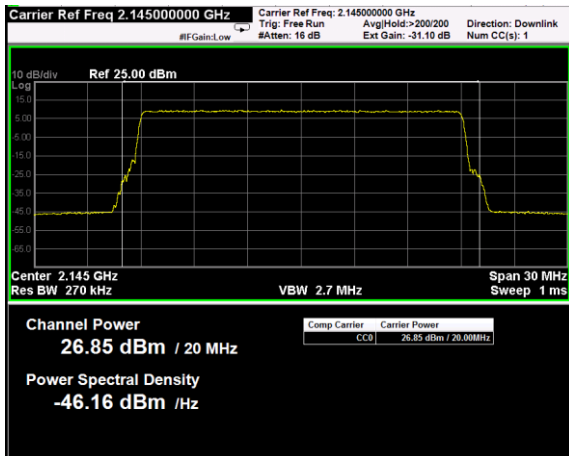
Channel: TOP, Modulation: 16QAM, BW=20MHz, CCDF



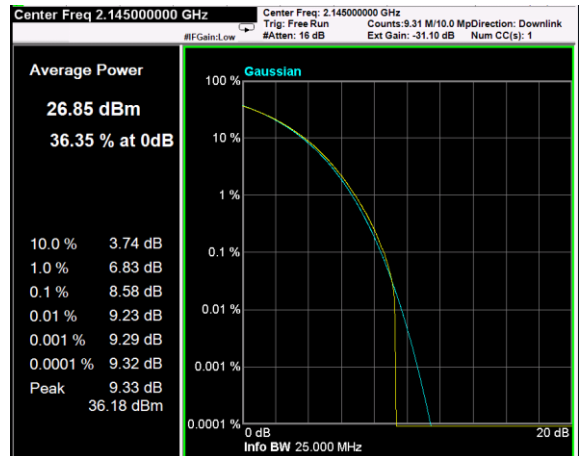
Channel: BOTTOM, Modulation: 64QAM, BW=20MHz, Channel Power



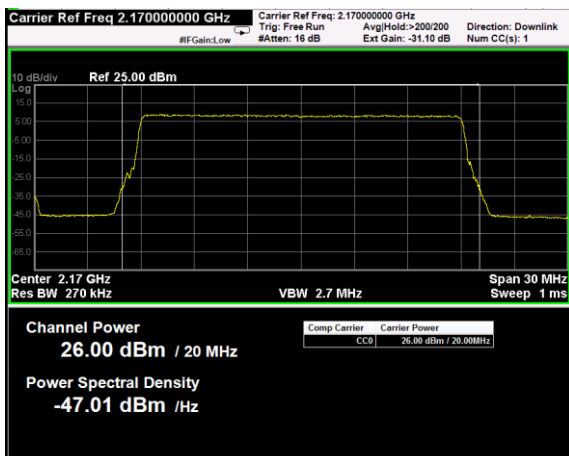
Channel: BOTTOM, Modulation: 64QAM, BW=20MHz, CCDF



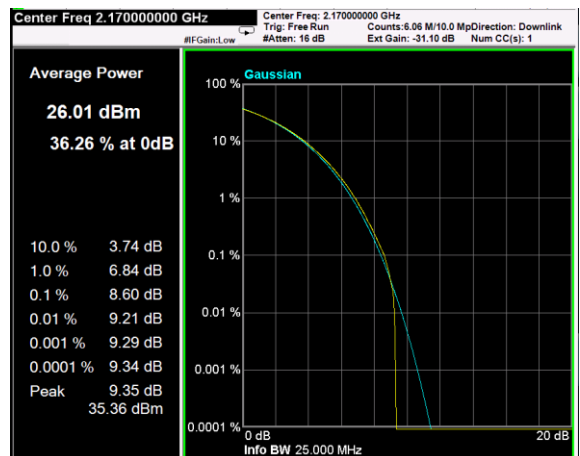
Channel: MIDDLE, Modulation: 64QAM, BW=20MHz, Channel Power



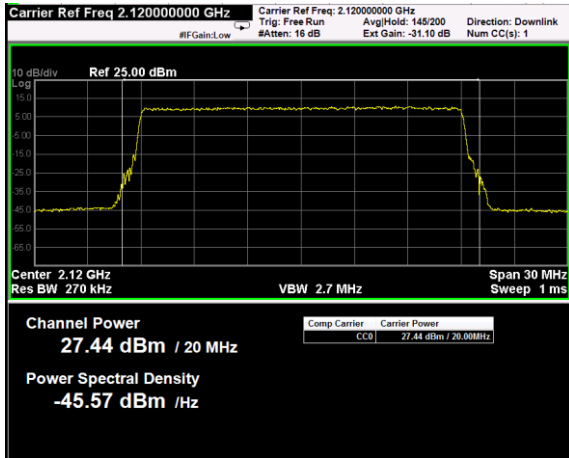
Channel: MIDDLE, Modulation: 64QAM, BW=20MHz, CCDF



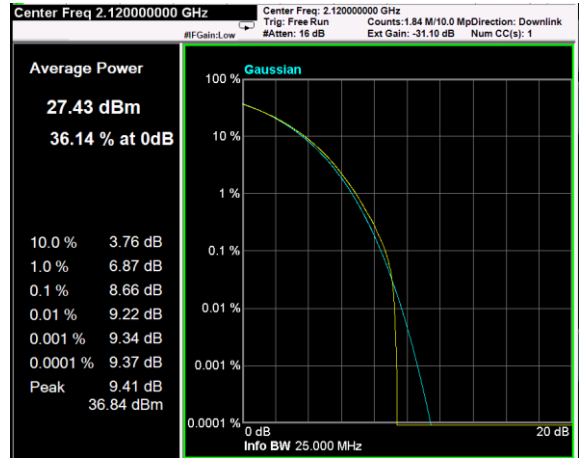
Channel: TOP, Modulation: 64QAM, BW=20MHz, Channel Power



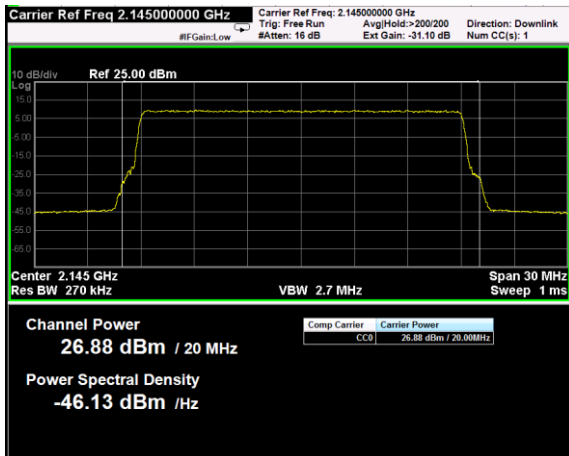
Channel: TOP, Modulation: 64QAM, BW=20MHz, CCDF



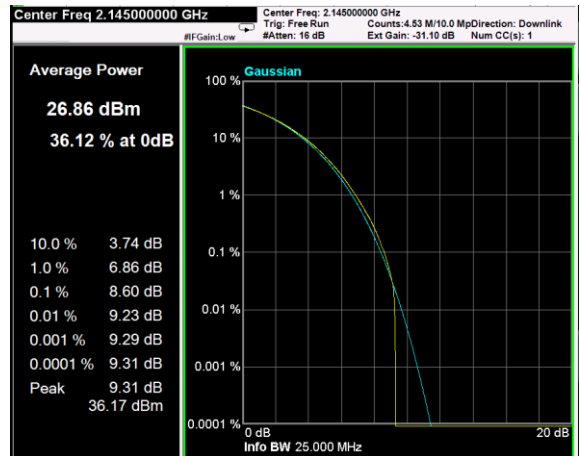
Channel: BOTTOM, Modulation: 256QAM, BW=20MHz, Channel Power



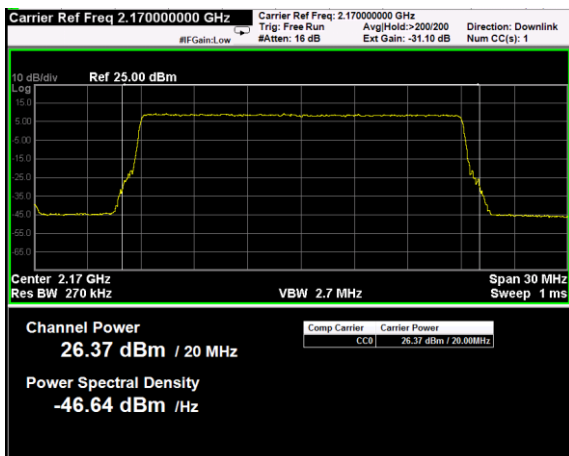
Channel: BOTTOM, Modulation: 256QAM, BW=20MHz, CCDF



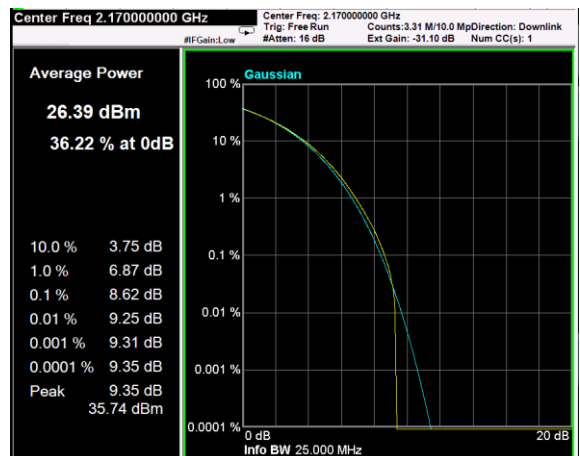
Channel: MIDDLE, Modulation: 256QAM, BW=20MHz, Channel Power



Channel: MIDDLE, Modulation: 256QAM, BW=20MHz, CCDF



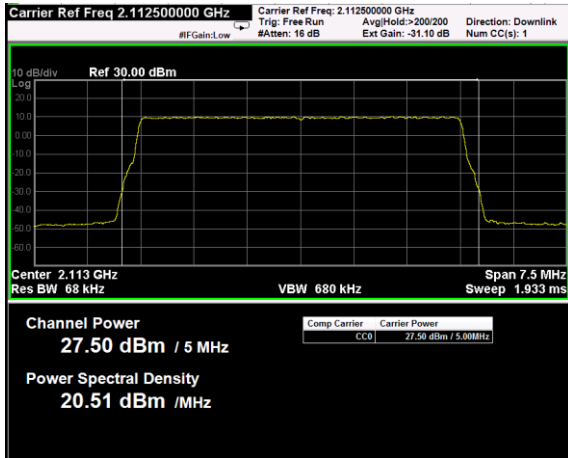
Channel: TOP, Modulation: 256QAM, BW=20MHz, Channel Power



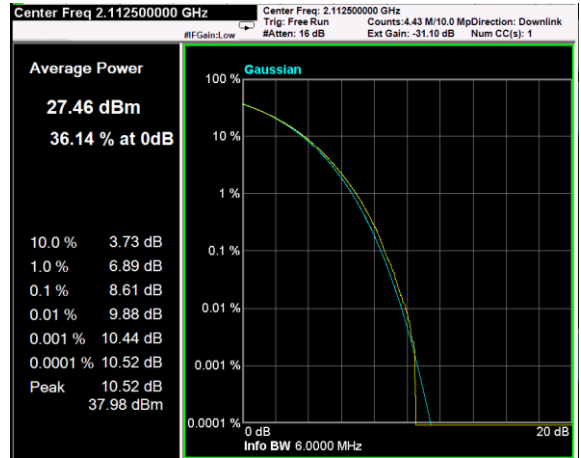
Channel: TOP, Modulation: 256QAM, BW=20MHz, CCDF

RF PORT 2

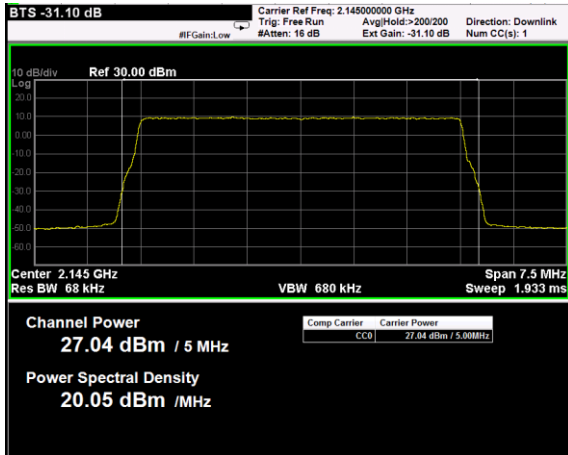
Test data					
Direction	Modulation	Frequency (MHz)	RF output Power (dBm)	RF output channel Power (W)	PAR (dB)
Down-link	LTE 5MHz (QPSK)	2112.5	27.5	0.562	10.52
Down-link	LTE 5MHz (QPSK)	2145	27.04	0.506	10.41
Down-link	LTE 5MHz (QPSK)	2177.5	26.28	0.425	10.49
Down-link	LTE 5MHz (16QAM)	2112.5	27.44	0.555	10.47
Down-link	LTE 5MHz (16QAM)	2145	27.07	0.509	10.41
Down-link	LTE 5MHz (16QAM)	2177.5	26.3	0.427	10.47
Down-link	LTE 5MHz (64QAM)	2112.5	27.49	0.561	10.52
Down-link	LTE 5MHz (64QAM)	2145	27.04	0.506	10.41
Down-link	LTE 5MHz (64QAM)	2177.5	26.28	0.425	10.48
Down-link	LTE 5MHz (256QAM)	2112.5	27.49	0.561	10.52
Down-link	LTE 5MHz (256QAM)	2145	27.04	0.506	10.41
Down-link	LTE 5MHz (256QAM)	2177.5	26.3	0.427	10.49



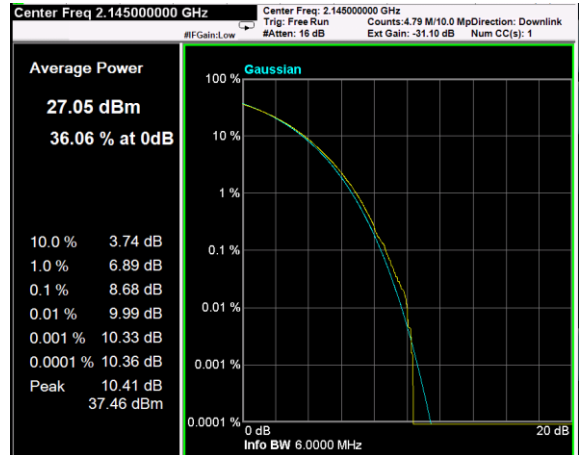
Channel: BOTTOM, Modulation: QPSK, BW=5MHz, Channel Power



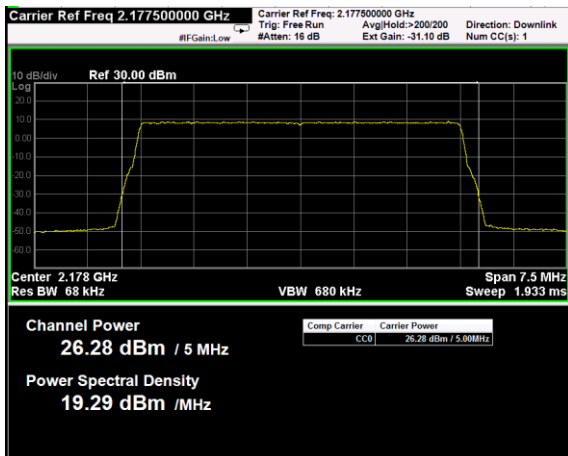
Channel: BOTTOM, Modulation: QPSK, BW=5MHz, CCDF



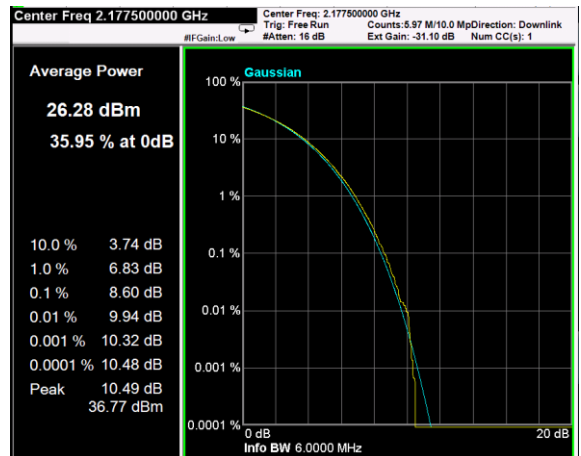
Channel: MIDDLE, Modulation: QPSK, BW=5MHz, Channel Power



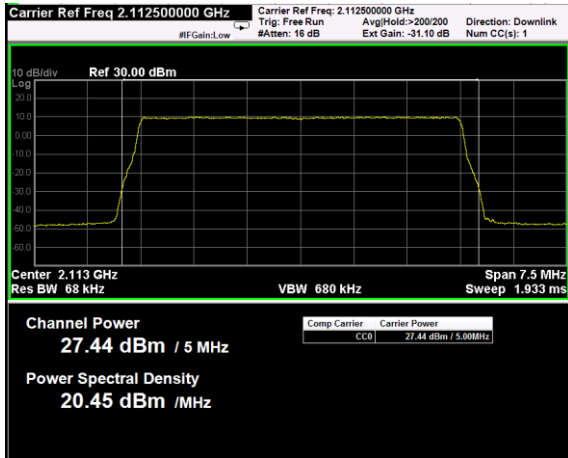
Channel: MIDDLE, Modulation: QPSK, BW=5MHz, CCDF



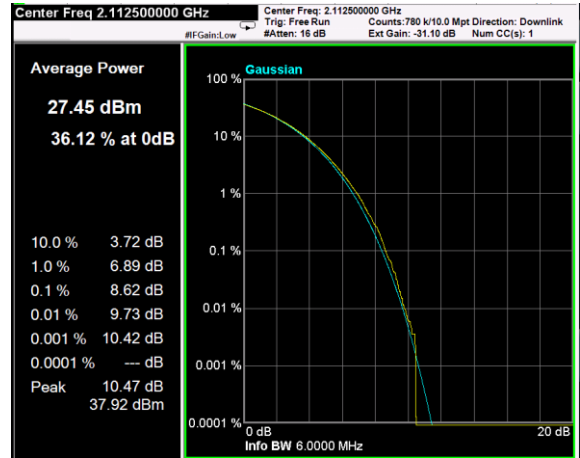
Channel: TOP, Modulation: QPSK, BW=5MHz, Channel Power



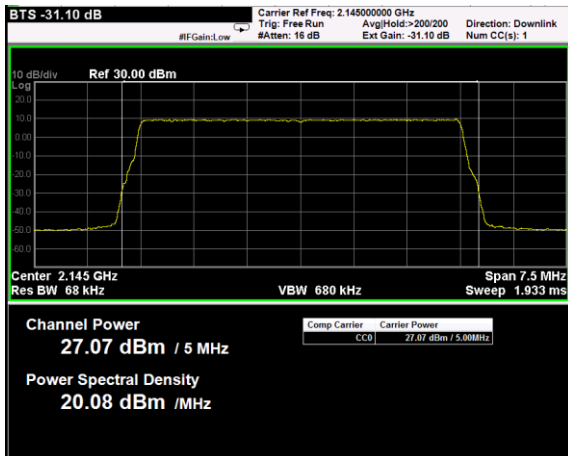
Channel: TOP, Modulation: QPSK, BW=5MHz, CCDF



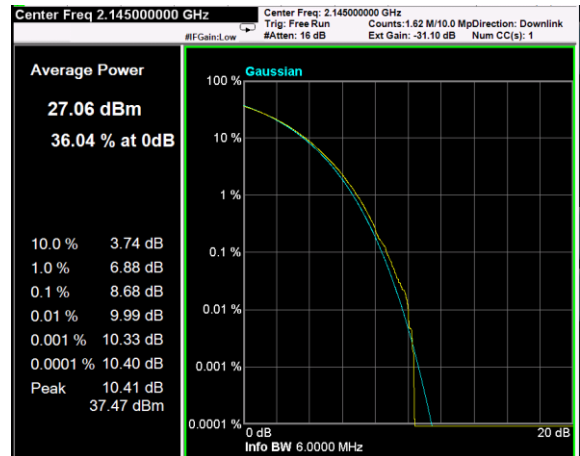
Channel: BOTTOM, Modulation: 16QAM, BW=5MHz, Channel Power



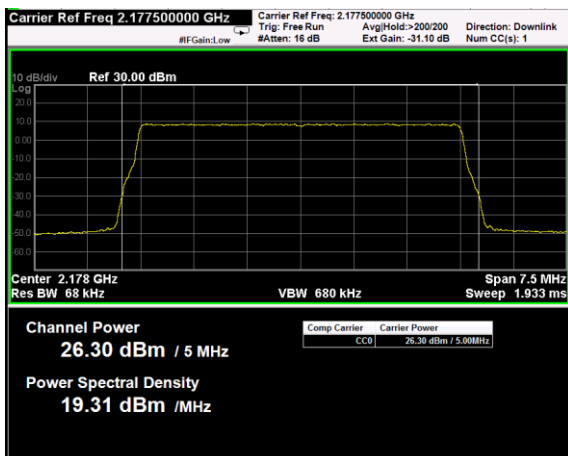
Channel: BOTTOM, Modulation: 16QAM, BW=5MHz, CCDF



Channel: MIDDLE, Modulation: 16QAM, BW=5MHz, Channel Power



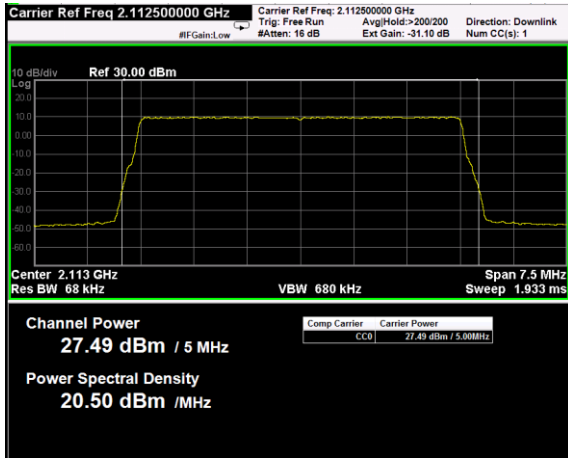
Channel: MIDDLE, Modulation: 16QAM, BW=5MHz, CCDF



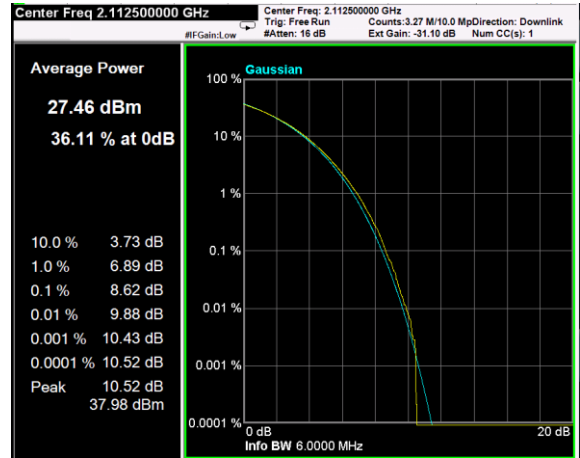
Channel: TOP, Modulation: 16QAM, BW=5MHz, Channel Power



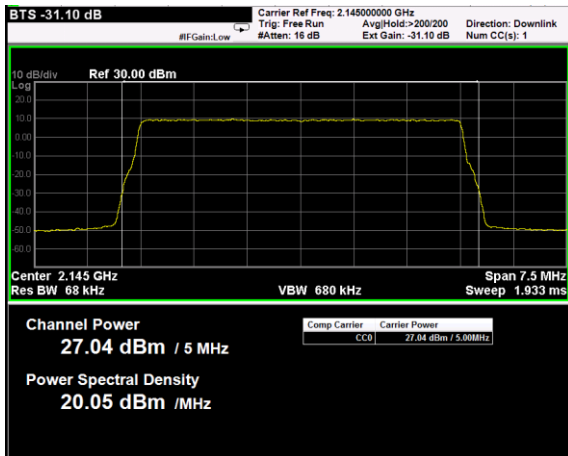
Channel: TOP, Modulation: 16QAM, BW=5MHz, CCDF



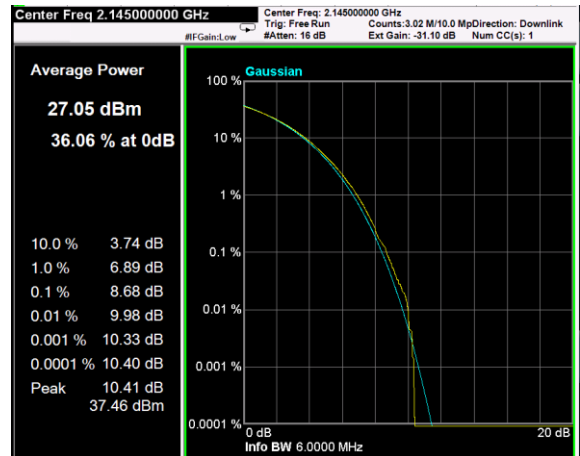
Channel: BOTTOM, Modulation: 64QAM, BW=5MHz, Channel Power



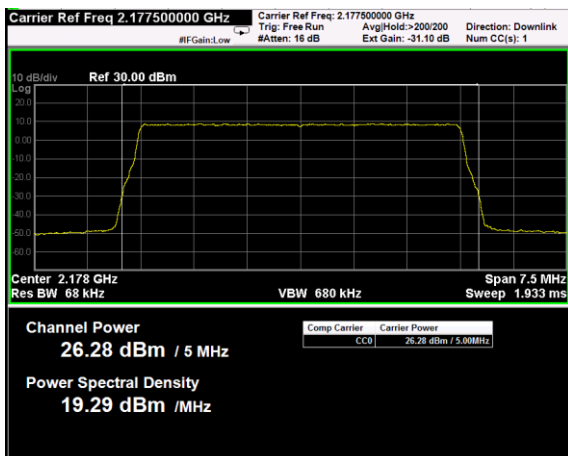
Channel: BOTTOM, Modulation: 64QAM, BW=5MHz, CCDF



Channel: MIDDLE, Modulation: 64QAM, BW=5MHz, Channel Power



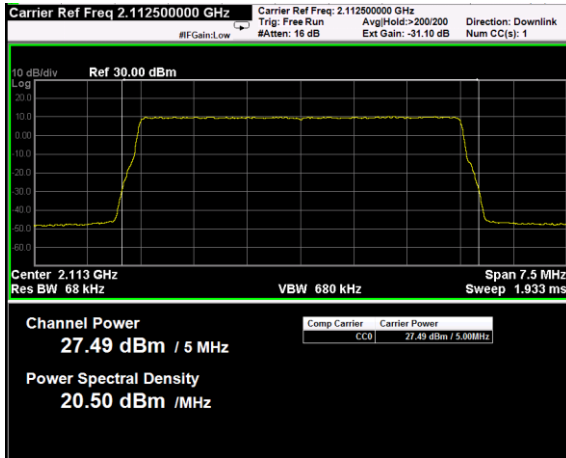
Channel: MIDDLE, Modulation: 64QAM, BW=5MHz, CCDF



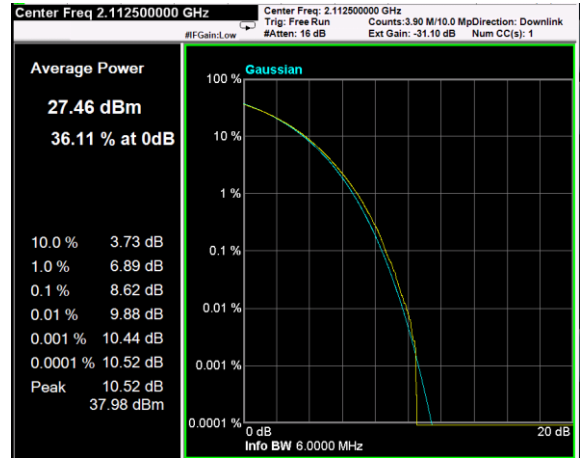
Channel: TOP, Modulation: 64QAM, BW=5MHz, Channel Power



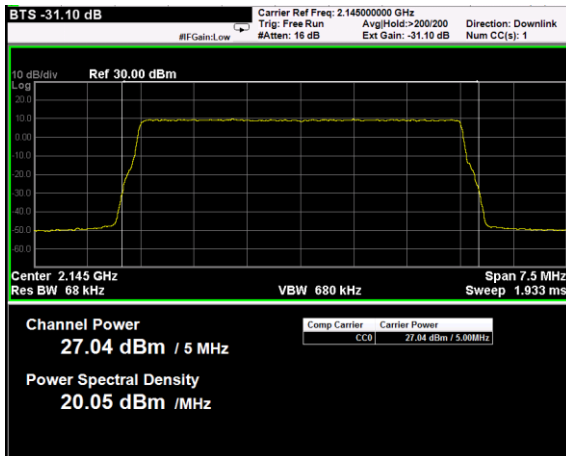
Channel: TOP, Modulation: 64QAM, BW=5MHz, CCDF



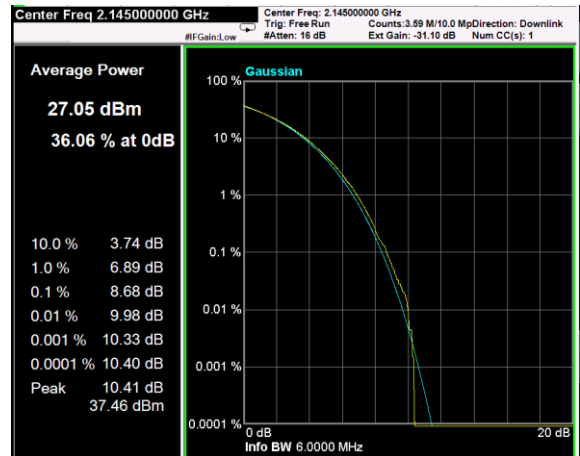
Channel: BOTTOM, Modulation: 256QAM, BW=5MHz, Channel Power



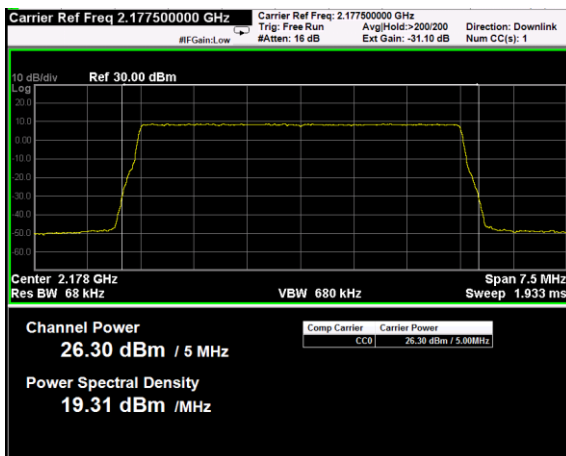
Channel: BOTTOM, Modulation: 256QAM, BW=5MHz, CCDF



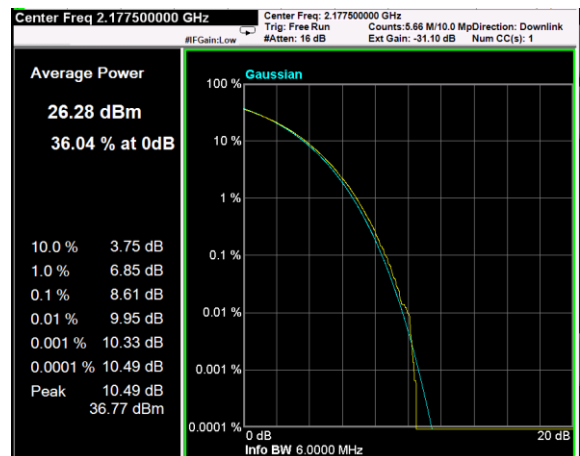
Channel: MIDDLE, Modulation: 256QAM, BW=5MHz, Channel Power



Channel: MIDDLE, Modulation: 256QAM, BW=5MHz, CCDF

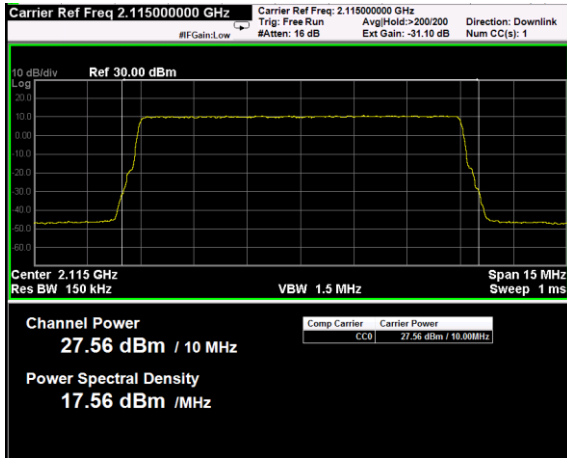


Channel: TOP, Modulation: 256QAM, BW=5MHz, Channel Power

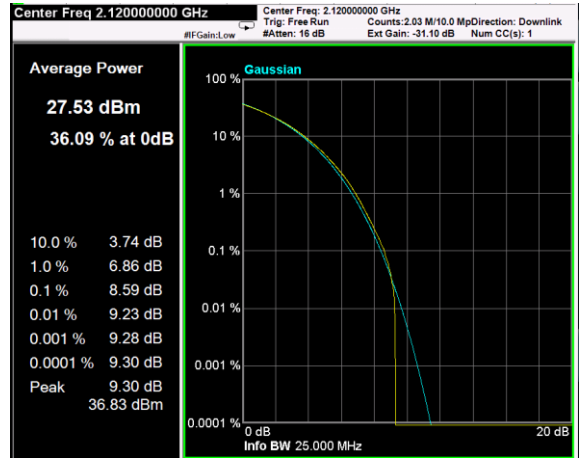


Channel: TOP, Modulation: 256QAM, BW=5MHz, CCDF

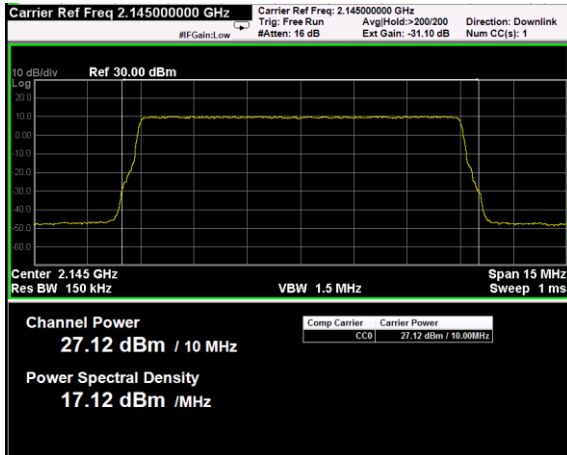
Test data					
Direction	Modulation	Frequency (MHz)	RF output Power (dBm)	RF output channel Power (W)	PAR (dB)
Down-link	LTE 10MHz (QPSK)	2115	27.56	0.570	9.3
Down-link	LTE 10MHz (QPSK)	2145	27.12	0.515	9.22
Down-link	LTE 10MHz (QPSK)	2175	26.48	0.445	9.3
Down-link	LTE 10MHz (16QAM)	2115	27.59	0.574	9.33
Down-link	LTE 10MHz (16QAM)	2145	27.1	0.513	9.22
Down-link	LTE 10MHz (16QAM)	2175	26.4	0.437	9.3
Down-link	LTE 10MHz (64QAM)	2115	27.56	0.570	9.29
Down-link	LTE 10MHz (64QAM)	2145	27.12	0.515	9.23
Down-link	LTE 10MHz (64QAM)	2175	26.44	0.441	9.29
Down-link	LTE 10MHz (256QAM)	2115	27.56	0.570	9.31
Down-link	LTE 10MHz (256QAM)	2145	27.12	0.515	9.22
Down-link	LTE 10MHz (256QAM)	2175	26.45	0.442	9.29



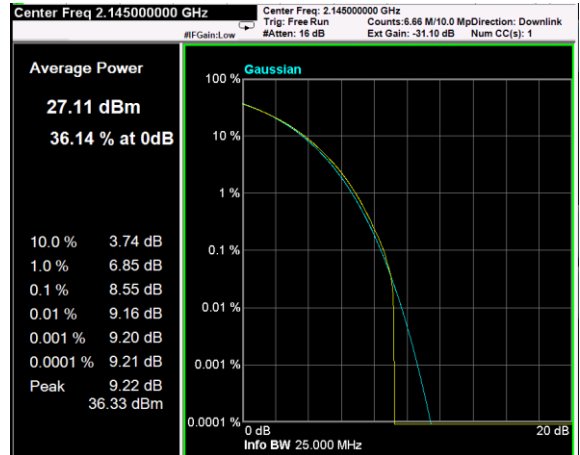
Channel: BOTTOM, Modulation: QPSK, BW=10MHz, Channel Power



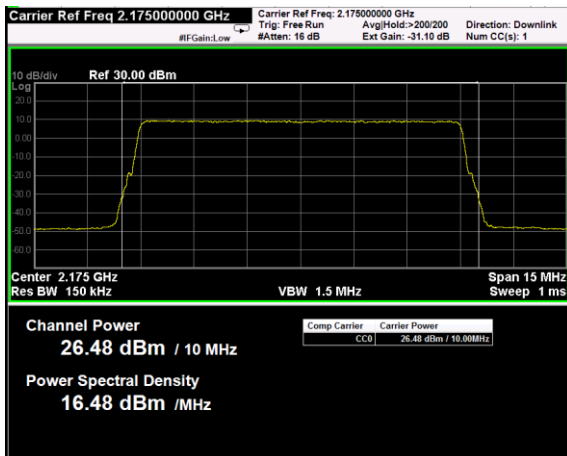
Channel: BOTTOM, Modulation: QPSK, BW=10MHz, CCDF



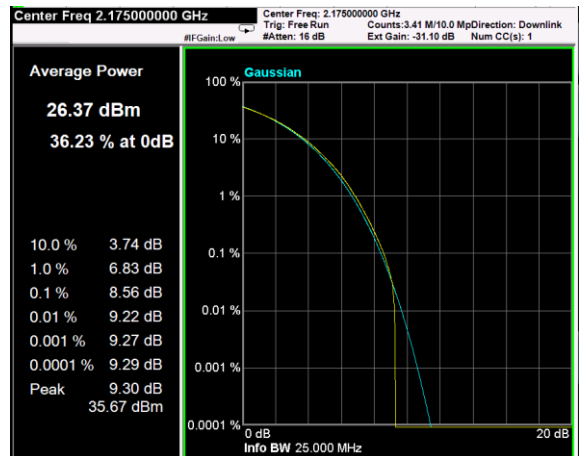
Channel: MIDDLE, Modulation: QPSK, BW=10MHz, Channel Power



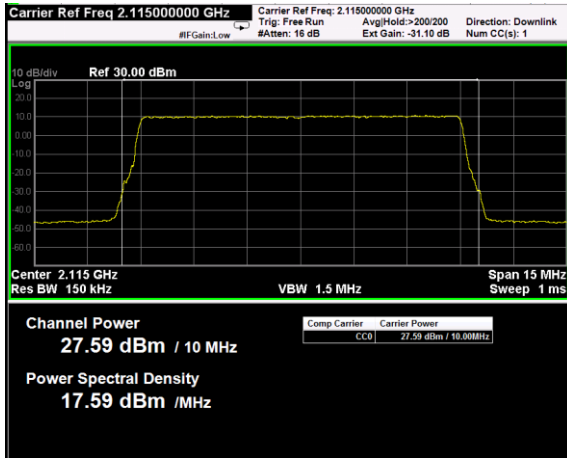
Channel: MIDDLE, Modulation: QPSK, BW=10MHz, CCDF



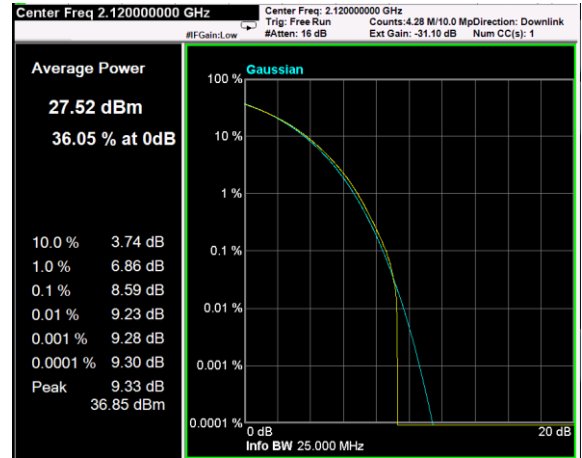
Channel: TOP, Modulation: QPSK, BW=10MHz, Channel Power



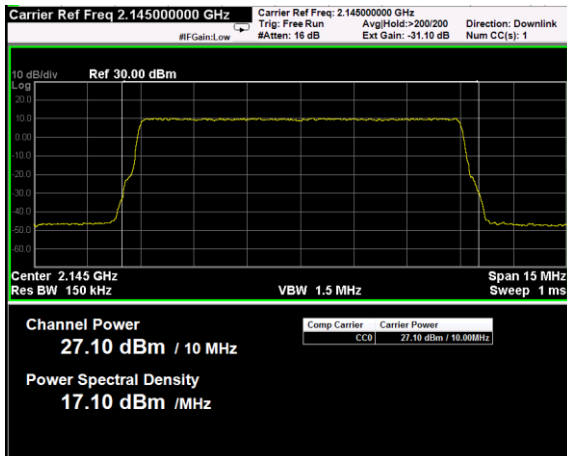
Channel: TOP, Modulation: QPSK, BW=10MHz, CCDF



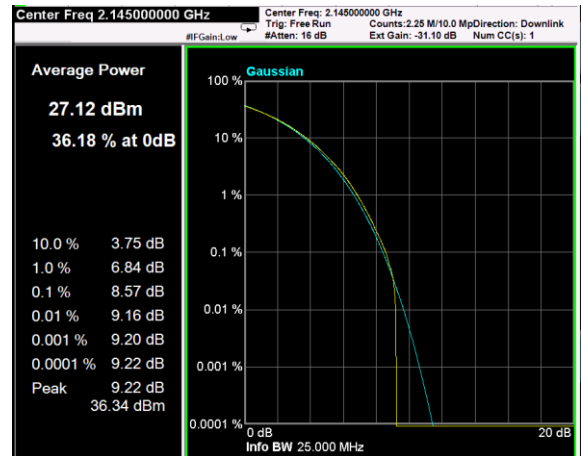
Channel: BOTTOM, Modulation: 16QAM, BW=10MHz, Channel Power



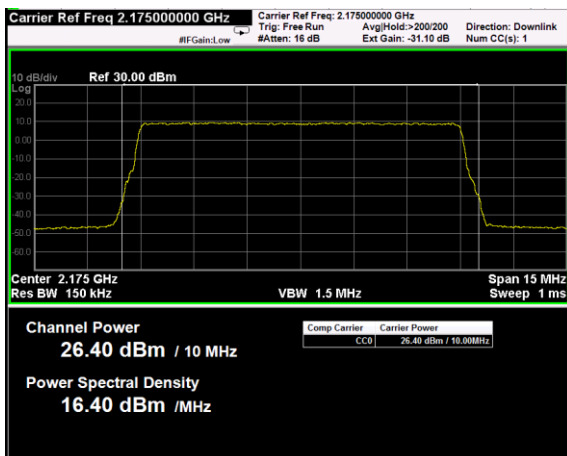
Channel: BOTTOM, Modulation: 16QAM, BW=10MHz, CCDF



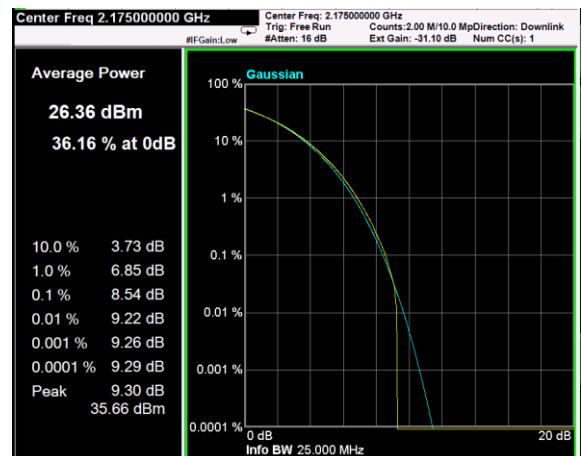
Channel: MIDDLE, Modulation: 16QAM, BW=10MHz, Channel Power



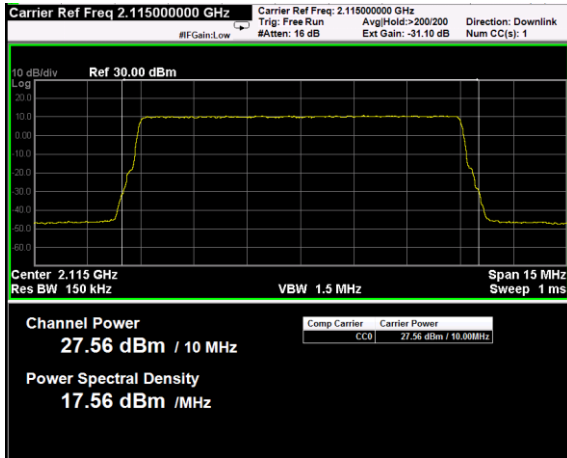
Channel: MIDDLE, Modulation: 16QAM, BW=10MHz, CCDF



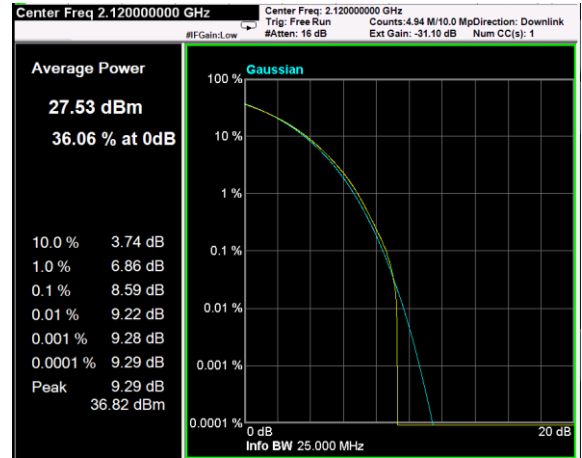
Channel: TOP, Modulation: 16QAM, BW=10MHz, Channel Power



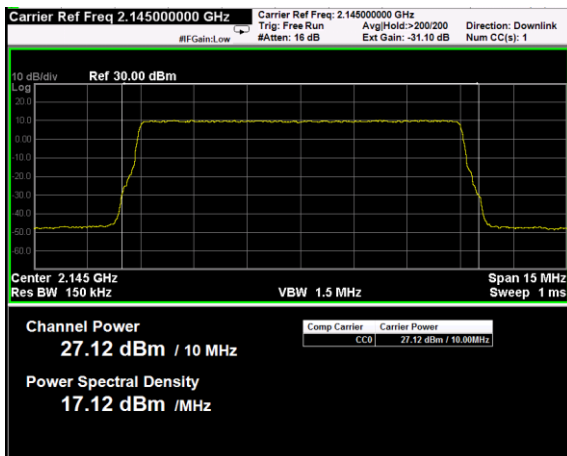
Channel: TOP, Modulation: 16QAM, BW=10MHz, CCDF



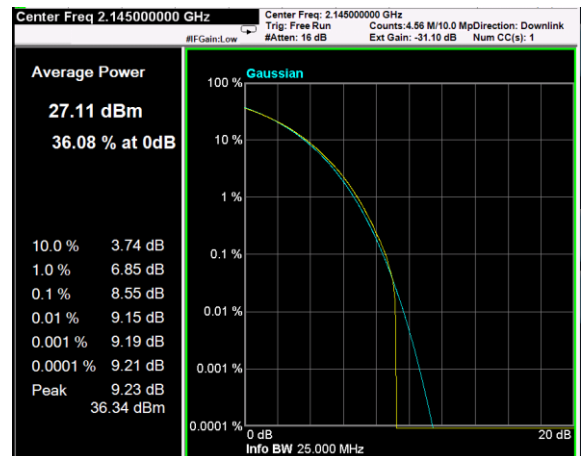
Channel: BOTTOM, Modulation: 64QAM, BW=10MHz, Channel Power



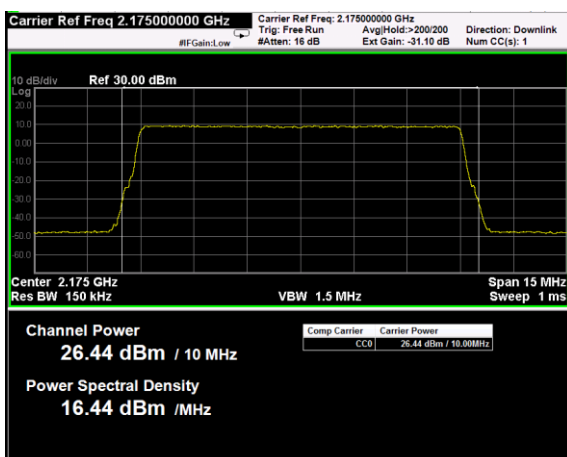
Channel: BOTTOM, Modulation: 64QAM, BW=10MHz, CCDF



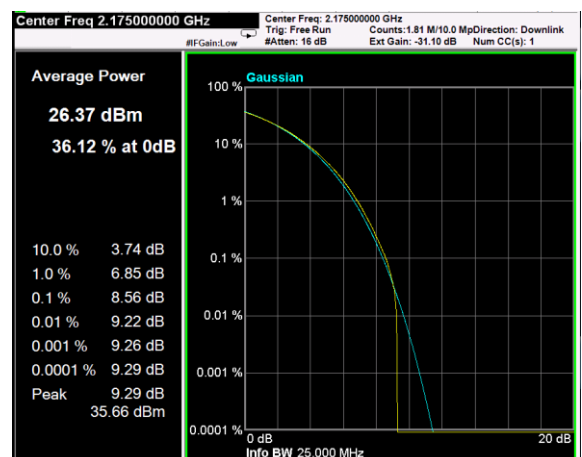
Channel: MIDDLE, Modulation: 64QAM, BW=10MHz, Channel Power



Channel: MIDDLE, Modulation: 64QAM, BW=10MHz, CCDF



Channel: TOP, Modulation: 64QAM, BW=10MHz, Channel Power



Channel: TOP, Modulation: 64QAM, BW=10MHz, CCDF