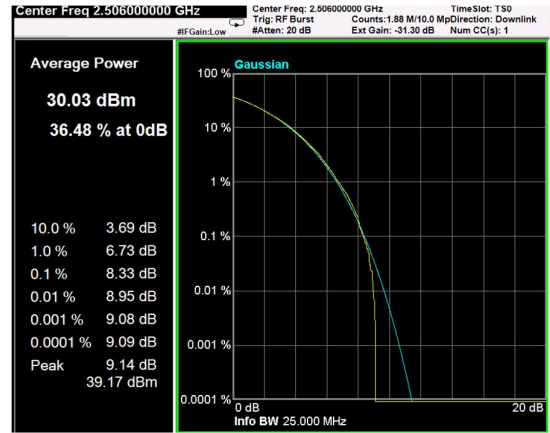
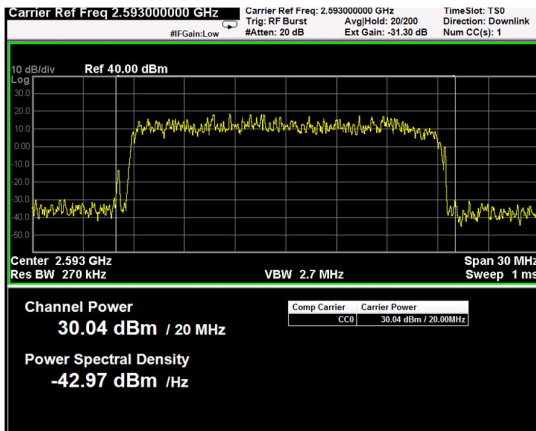


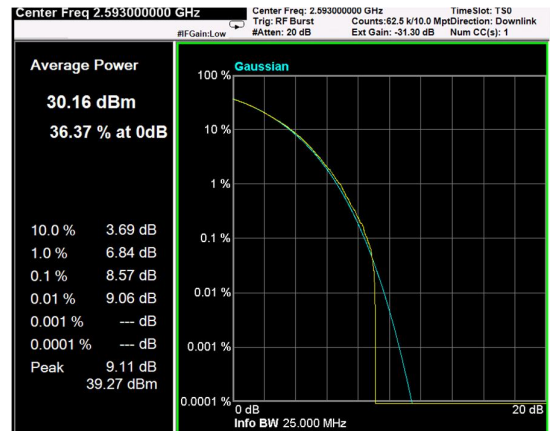
Channel: BOTTOM, Modulation: 64QAM, BW=20MHz, Channel Power



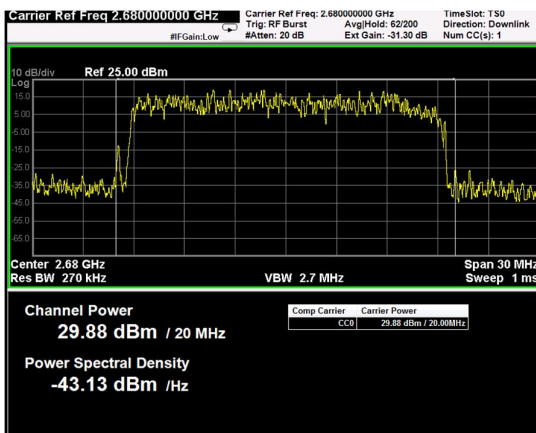
Channel: BOTTOM, Modulation: 64QAM, BW=20MHz, CCDF



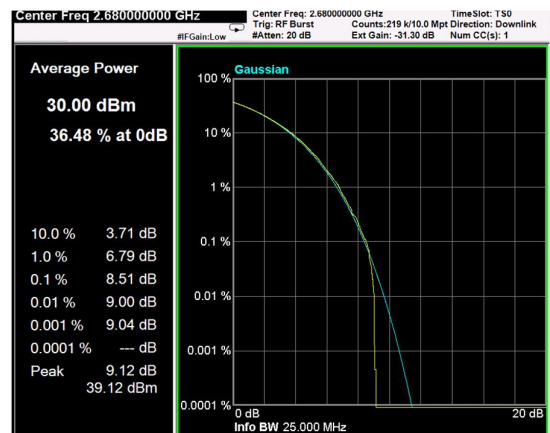
Channel: MIDDLE, Modulation: 64QAM, BW=20MHz, Channel Power



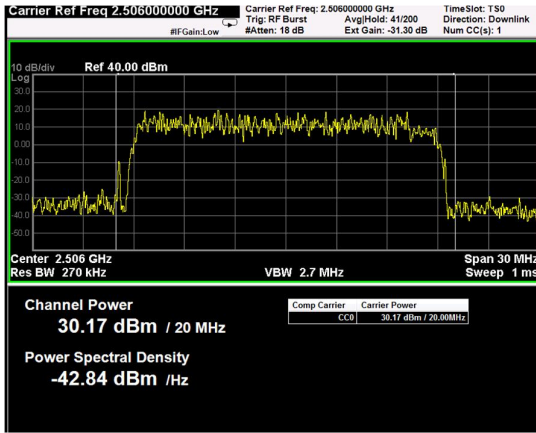
Channel: MIDDLE, Modulation: 64QAM, BW=20MHz, CCDF



Channel: TOP, Modulation: 64QAM, BW=20MHz, Channel Power



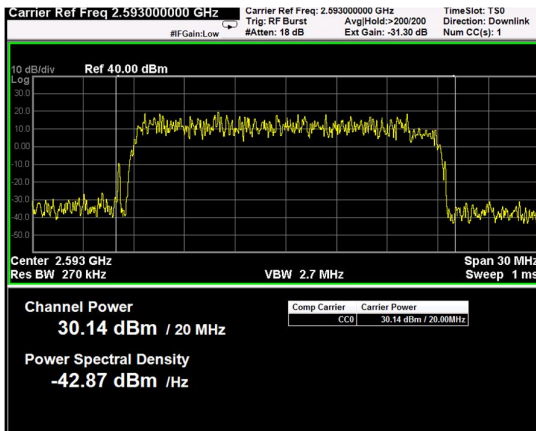
Channel: TOP, Modulation: 64QAM, BW=20MHz, CCDF



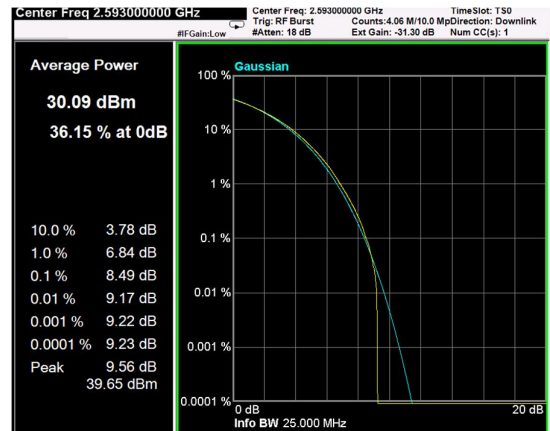
Channel: BOTTOM, Modulation: 256QAM, BW=20MHz, Channel Power



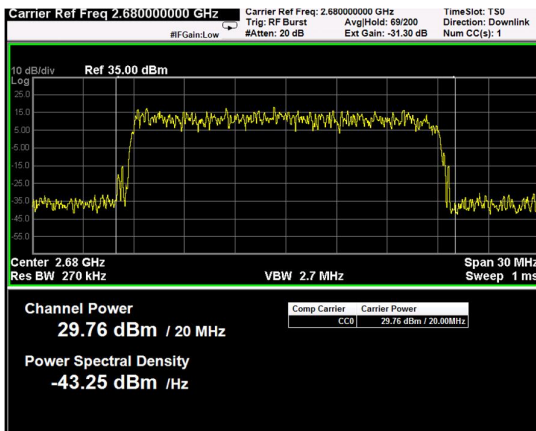
Channel: BOTTOM, Modulation: 256QAM, BW=20MHz, CCDF



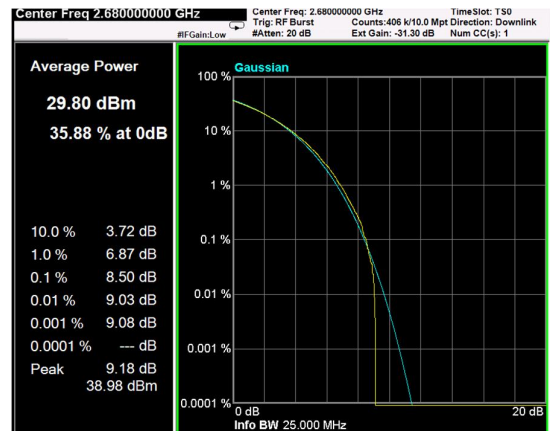
Channel: MIDDLE, Modulation: 256QAM, BW=20MHz, Channel Power



Channel: MIDDLE, Modulation: 256QAM, BW=20MHz, CCDF



Channel: TOP, Modulation: 256QAM, BW=20MHz, Channel Power

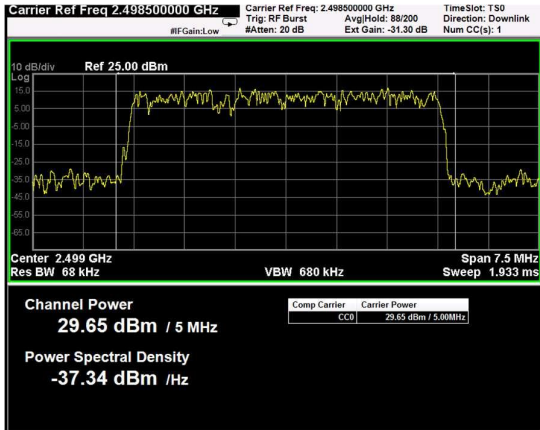


Channel: TOP, Modulation: 256QAM, BW=20MHz, CCDF

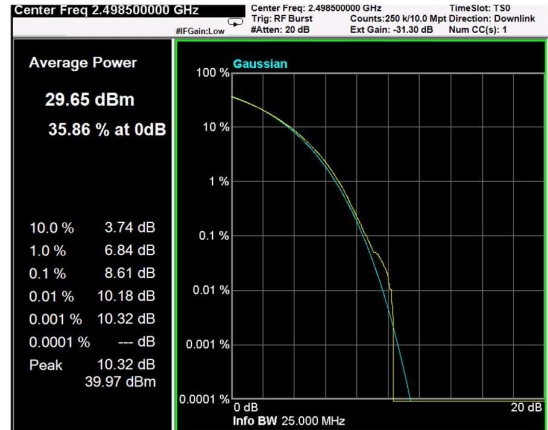
PAR measure is performed by the "CCDF" function installed on Spectrum analyzer that provides average power (the same measured with "Channel power" function), peak power and PAR.

**RF PORT 2**

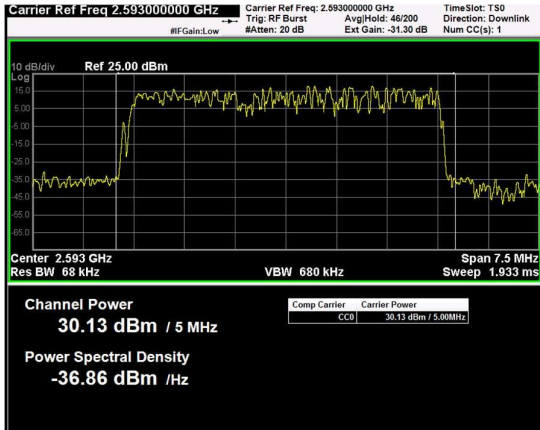
Test data					
Direction	Modulation	Frequency (MHz)	RF output Power (dBm)	RF output channel Power (W)	PAR (dB)
Down-link	LTE 5MHz (QPSK)	2498.5	29.7	0.923	10.3
Down-link	LTE 5MHz (QPSK)	2593	30.1	1.030	10.2
Down-link	LTE 5MHz (QPSK)	2687.5	29.8	0.948	9.4
Down-link	LTE 5MHz (16QAM)	2498.5	29.5	0.897	10.3
Down-link	LTE 5MHz (16QAM)	2593	30.1	1.019	10.2
Down-link	LTE 5MHz (16QAM)	2687.5	29.8	0.962	10.0
Down-link	LTE 5MHz (64QAM)	2498.5	29.6	0.906	10.3
Down-link	LTE 5MHz (64QAM)	2593	30.2	1.047	10.2
Down-link	LTE 5MHz (64QAM)	2687.5	29.8	0.957	10.0
Down-link	LTE 5MHz (256QAM)	2498.5	29.5	0.897	10.3
Down-link	LTE 5MHz (256QAM)	2593	30.2	1.042	10.2
Down-link	LTE 5MHz (256QAM)	2687.5	29.9	0.973	10.0



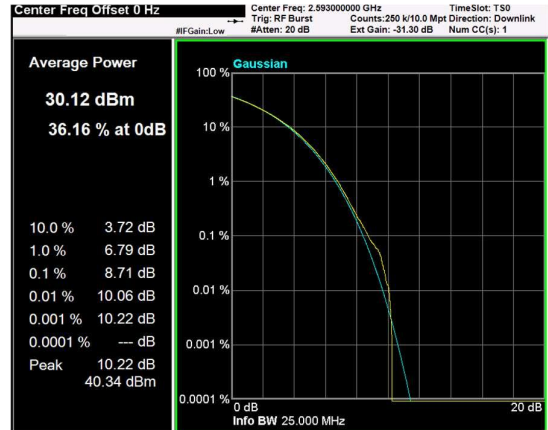
Channel: BOTTOM, Modulation: QPSK, BW=5MHz, Channel Power



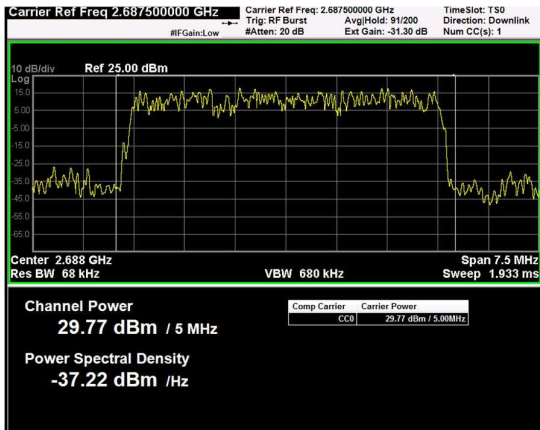
Channel: BOTTOM, Modulation: QPSK, BW=5MHz, CCDF



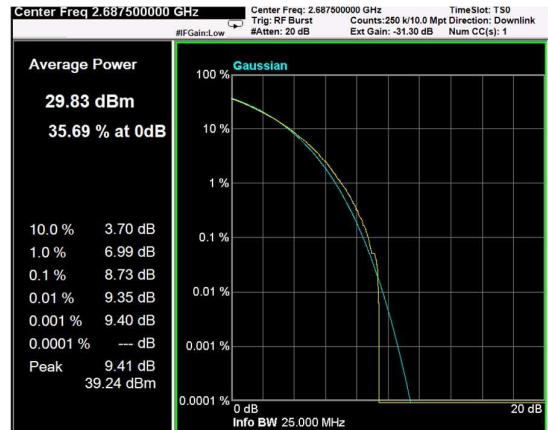
Channel: MIDDLE, Modulation: QPSK, BW=5MHz, Channel Power



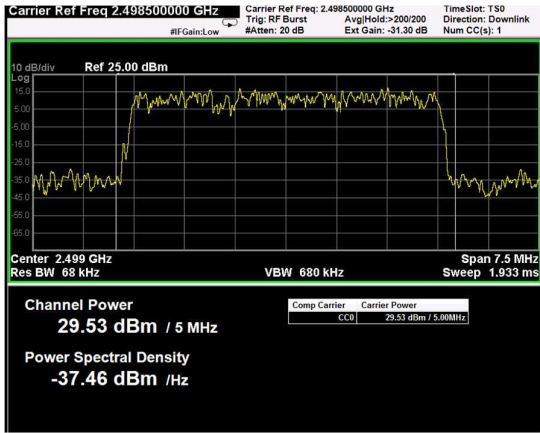
Channel: MIDDLE, Modulation: QPSK, BW=5MHz, CCDF



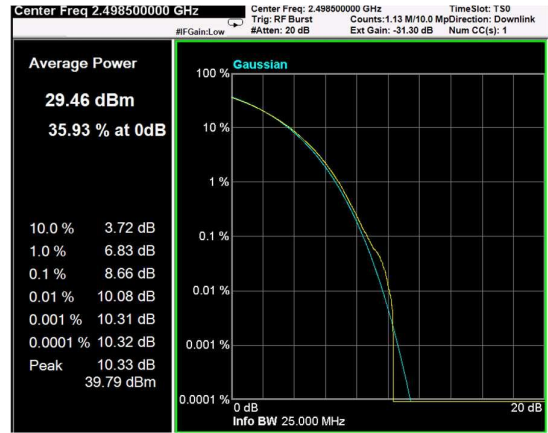
Channel: TOP, Modulation: QPSK, BW=5MHz, Channel Power



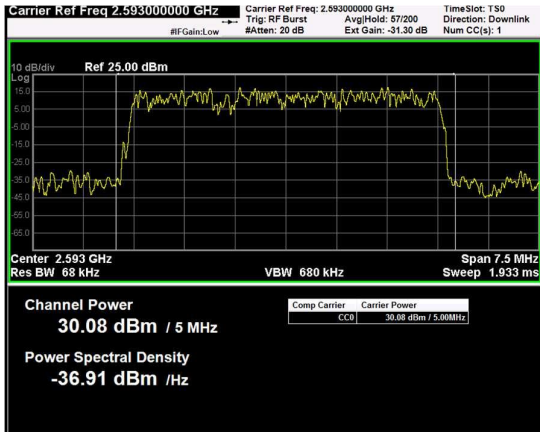
Channel: TOP, Modulation: QPSK, BW=5MHz, CCDF



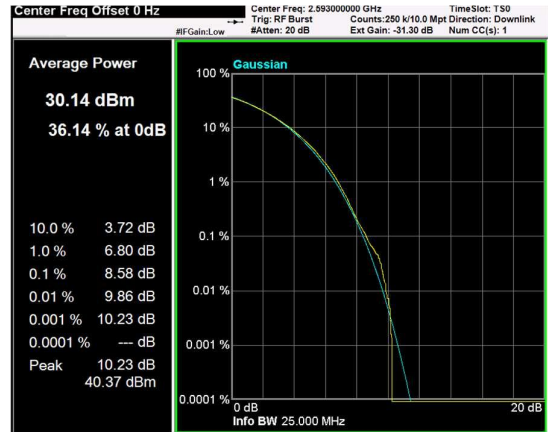
Channel: BOTTOM, Modulation: 16QAM, BW=5MHz, Channel Power



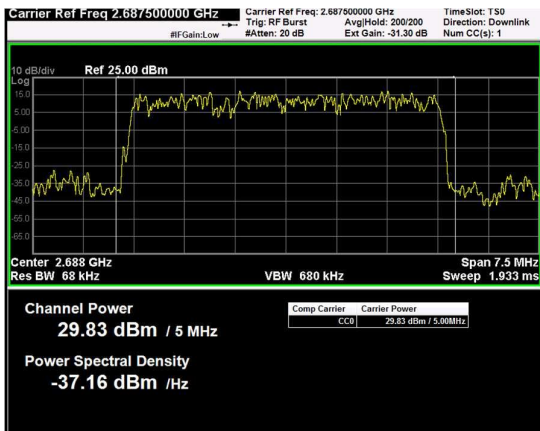
Channel: BOTTOM, Modulation: 16QAM, BW=5MHz, CCDF



Channel: MIDDLE, Modulation: 16QAM, BW=5MHz, Channel Power



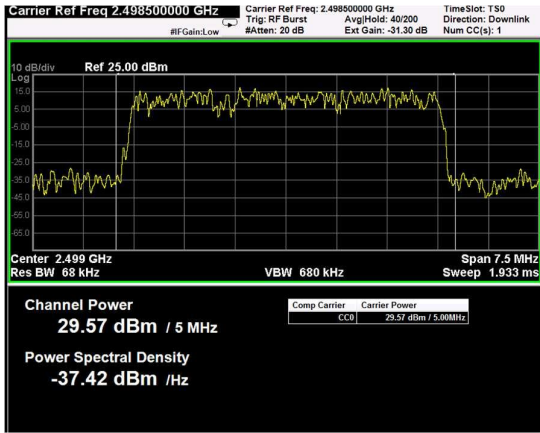
Channel: MIDDLE, Modulation: 16QAM, BW=5MHz, CCDF



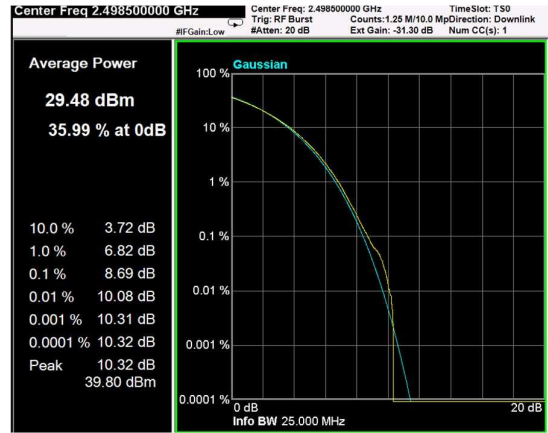
Channel: TOP, Modulation: 16QAM, BW=5MHz, Channel Power



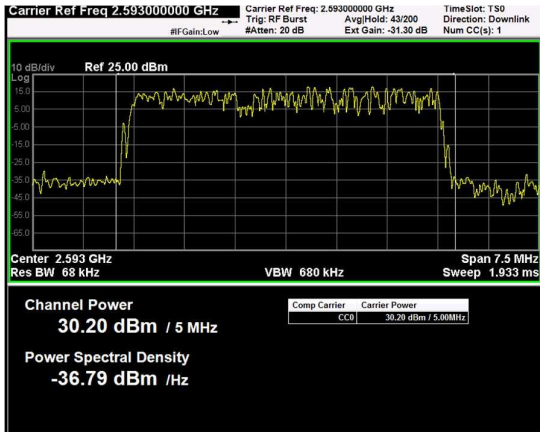
Channel: TOP, Modulation: 16QAM, BW=5MHz, CCDF



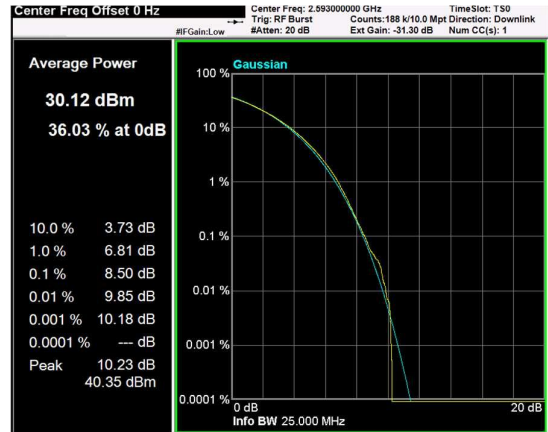
Channel: BOTTOM, Modulation: 64QAM, BW=5MHz, Channel Power



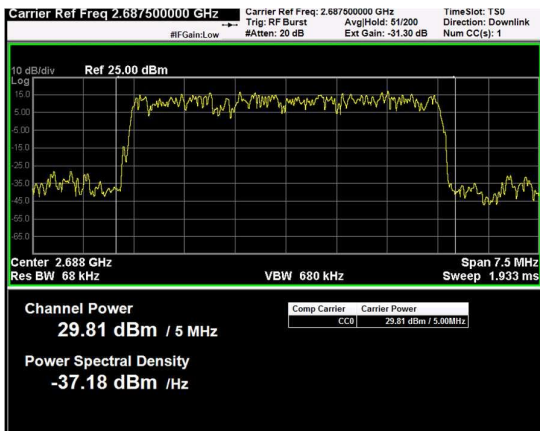
Channel: BOTTOM, Modulation: 64QAM, BW=5MHz, CCDF



Channel: MIDDLE, Modulation: 64QAM, BW=5MHz, Channel Power



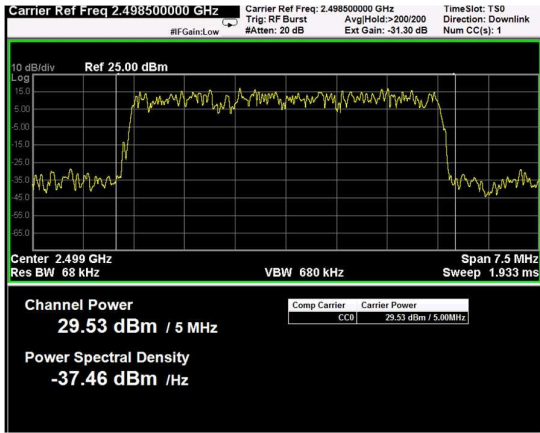
Channel: MIDDLE, Modulation: 64QAM, BW=5MHz, CCDF



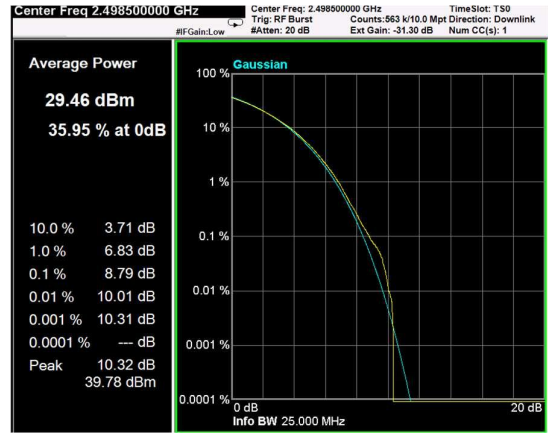
Channel: TOP, Modulation: 64QAM, BW=5MHz, Channel Power



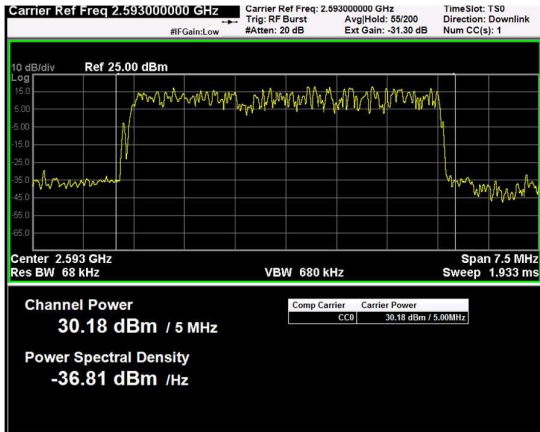
Channel: TOP, Modulation: 64QAM, BW=5MHz, CCDF



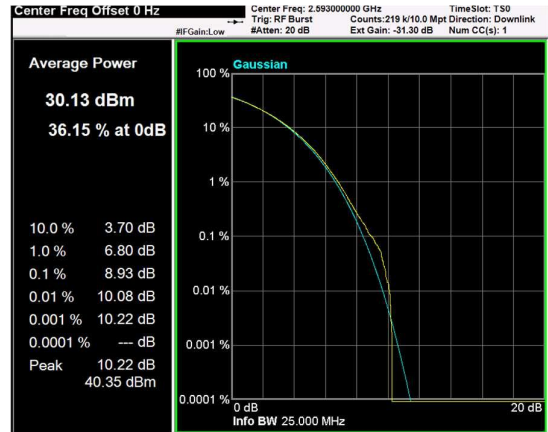
Channel: BOTTOM, Modulation: 256QAM, BW=5MHz, Channel Power



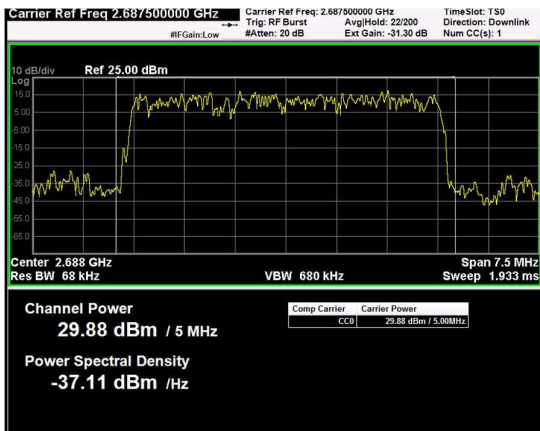
Channel: BOTTOM, Modulation: 256QAM, BW=5MHz, CCDF



Channel: MIDDLE, Modulation: 256QAM, BW=5MHz, Channel Power



Channel: MIDDLE, Modulation: 256QAM, BW=5MHz, CCDF



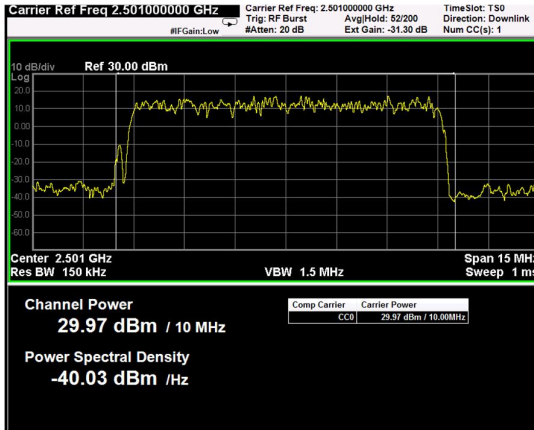
Channel: TOP, Modulation: 256QAM, BW=5MHz, Channel Power



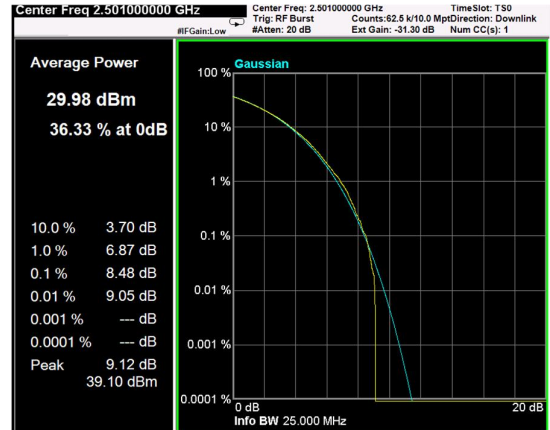
Channel: TOP, Modulation: 256QAM, BW=5MHz, CCDF

Test data					
Direction	Modulation	Frequency (MHz)	RF output Power (dBm)	RF output channel Power (W)	PAR (dB)
Down-link	LTE 10MHz (QPSK)	2501	30.0	0.993	9.1
Down-link	LTE 10MHz (QPSK)	2593	30.1	1.021	9.1
Down-link	LTE 10MHz (QPSK)	2685	30.1	1.026	8.9
Down-link	LTE 10MHz (16QAM)	2501	30.0	1.007	9.1
Down-link	LTE 10MHz (16QAM)	2593	30.1	1.019	9.0
Down-link	LTE 10MHz (16QAM)	2685	30.1	1.012	9.1
Down-link	LTE 10MHz (64QAM)	2501	29.9	0.979	9.1
Down-link	LTE 10MHz (64QAM)	2593	29.9	0.979	9.5
Down-link	LTE 10MHz (64QAM)	2685	30.1	1.021	9.1
Down-link	LTE 10MHz (256QAM)	2501	29.8	0.962	9.1
Down-link	LTE 10MHz (256QAM)	2593	29.9	0.973	9.2
Down-link	LTE 10MHz (256QAM)	2685	30.0	1.005	8.9

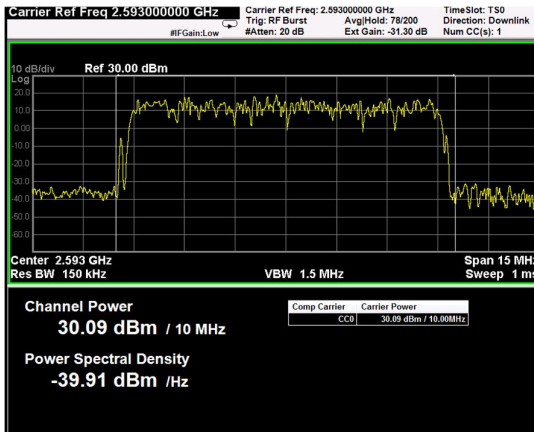




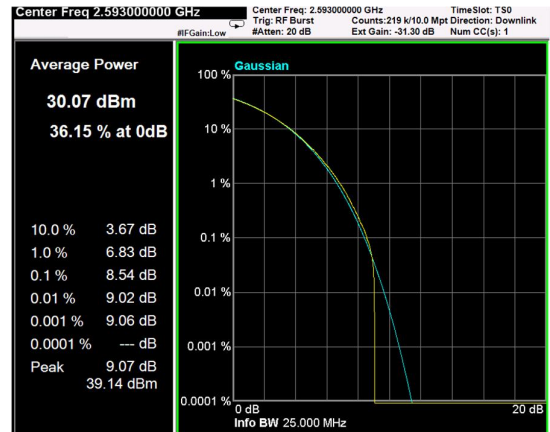
Channel: BOTTOM, Modulation: QPSK, BW=10MHz, Channel Power



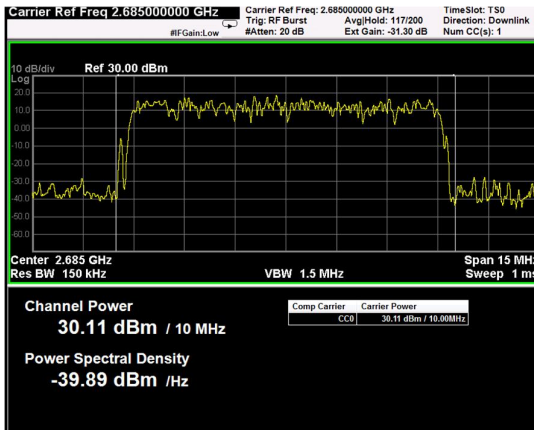
Channel: BOTTOM, Modulation: QPSK, BW=10MHz, CCDF



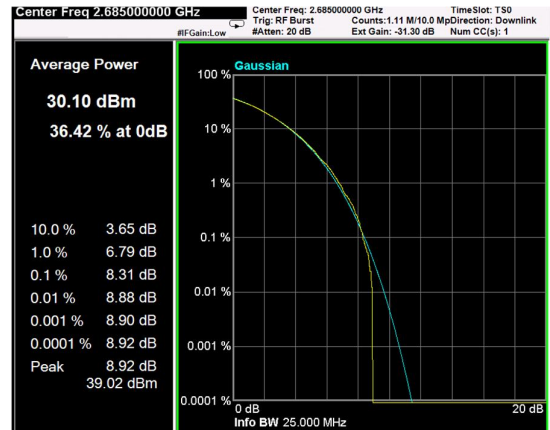
Channel: MIDDLE, Modulation: QPSK, BW=10MHz, Channel Power



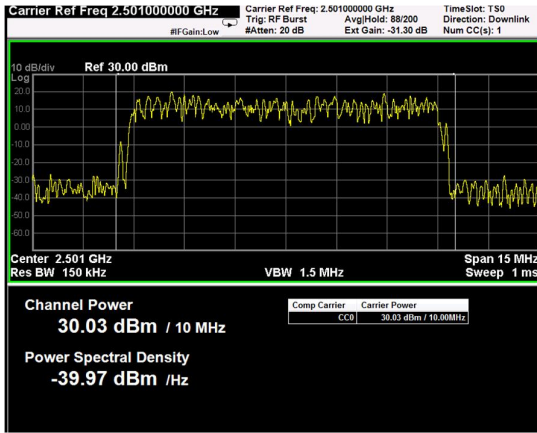
Channel: MIDDLE, Modulation: QPSK, BW=10MHz, CCDF



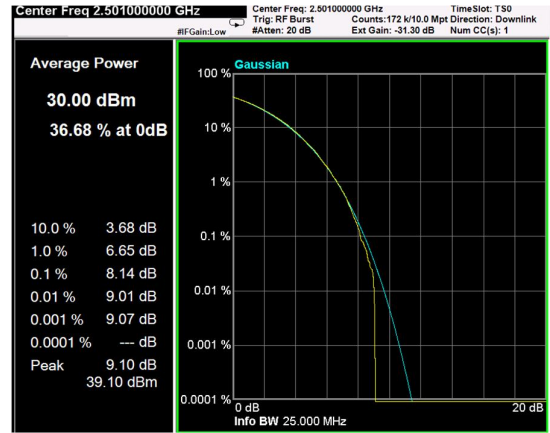
Channel: TOP, Modulation: QPSK, BW=10MHz, Channel Power



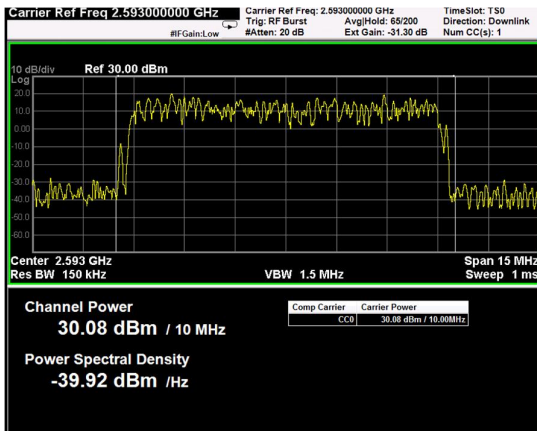
Channel: TOP, Modulation: QPSK, BW=10MHz, CCDF



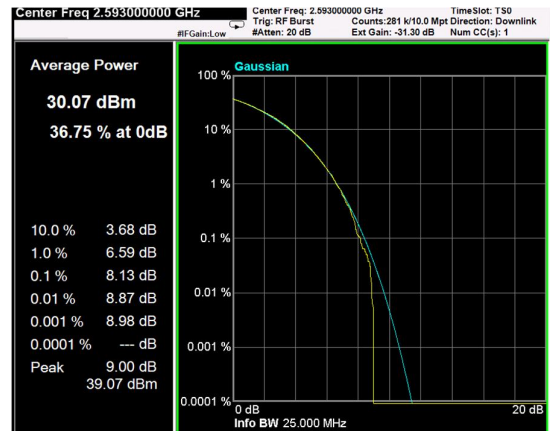
Channel: BOTTOM, Modulation: 16QAM, BW=10MHz, Channel Power



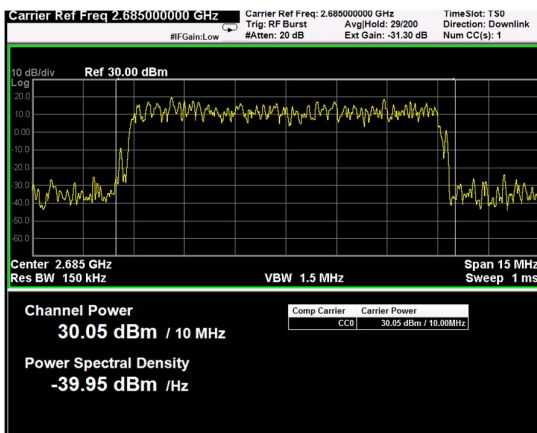
Channel: BOTTOM, Modulation: 16QAM, BW=10MHz, CCDF



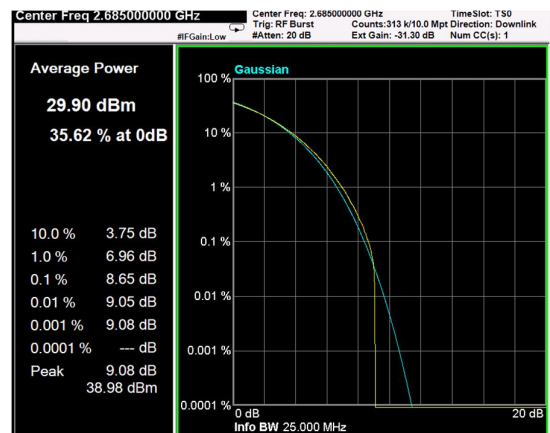
Channel: MIDDLE, Modulation: 16QAM, BW=10MHz, Channel Power



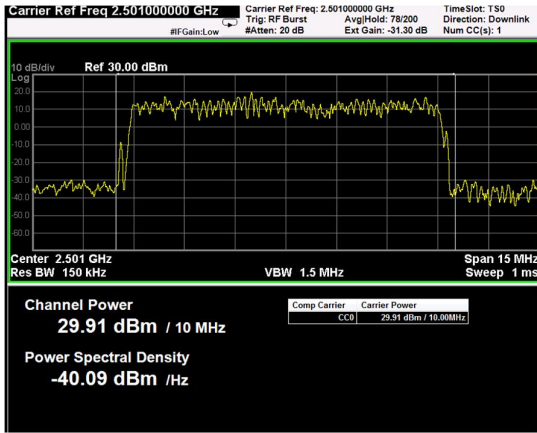
Channel: MIDDLE, Modulation: 16QAM, BW=10MHz, CCDF



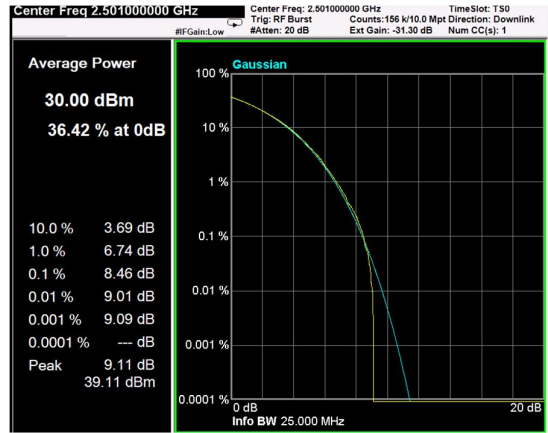
Channel: TOP, Modulation: 16QAM, BW=10MHz, Channel Power



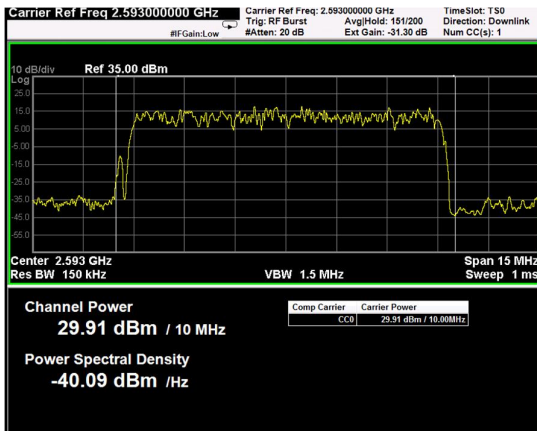
Channel: TOP, Modulation: 16QAM, BW=10MHz, CCDF



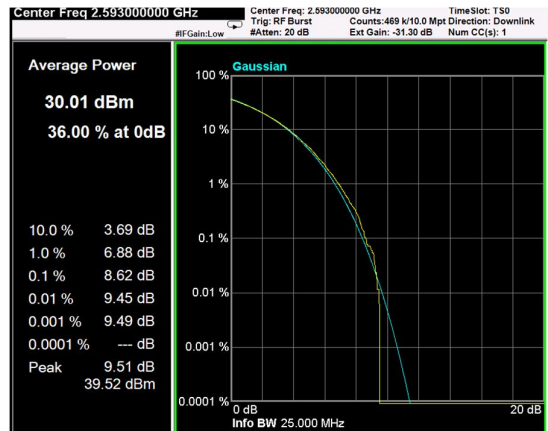
Channel: BOTTOM, Modulation: 64QAM, BW=10MHz, Channel Power



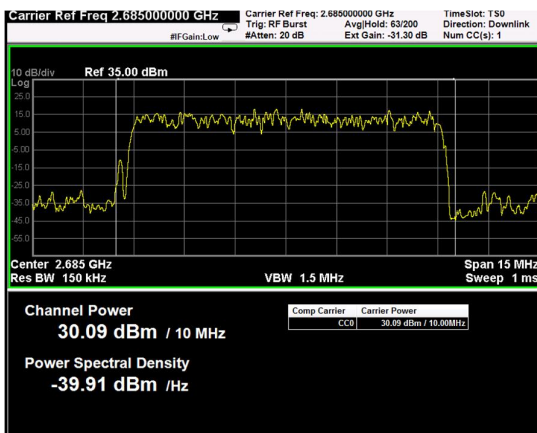
Channel: BOTTOM, Modulation: 64QAM, BW=10MHz, CCDF



Channel: MIDDLE, Modulation: 64QAM, BW=10MHz, Channel Power



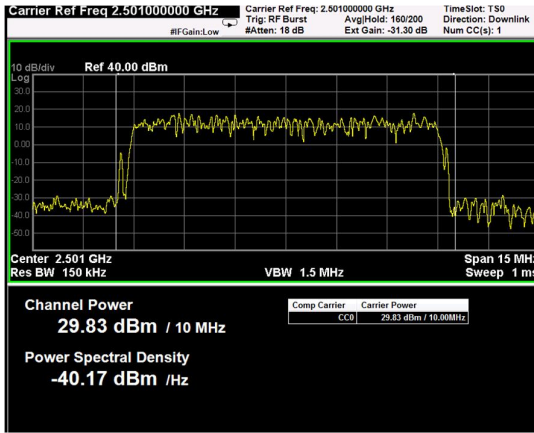
Channel: MIDDLE, Modulation: 64QAM, BW=10MHz, CCDF



Channel: TOP, Modulation: 64QAM, BW=10MHz, Channel Power



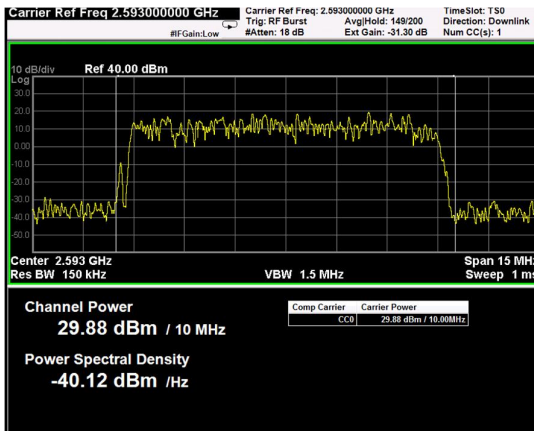
Channel: TOP, Modulation: 64QAM, BW=10MHz, CCDF



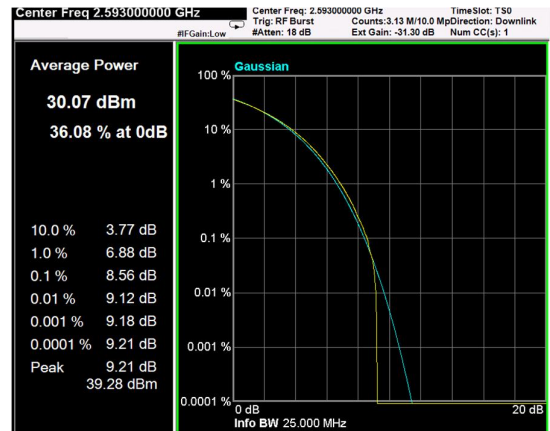
Channel: BOTTOM, Modulation: 256QAM, BW=10MHz, Channel Power



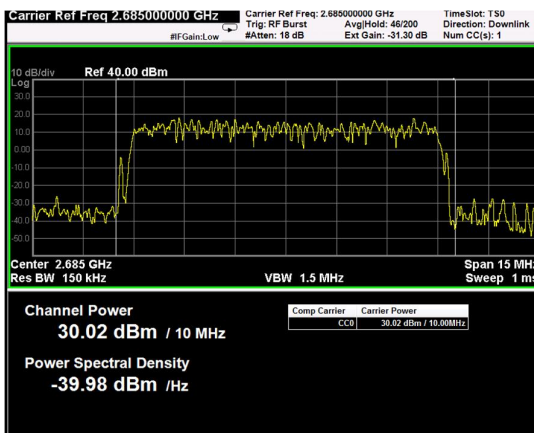
Channel: BOTTOM, Modulation: 256QAM, BW=10MHz, CCDF



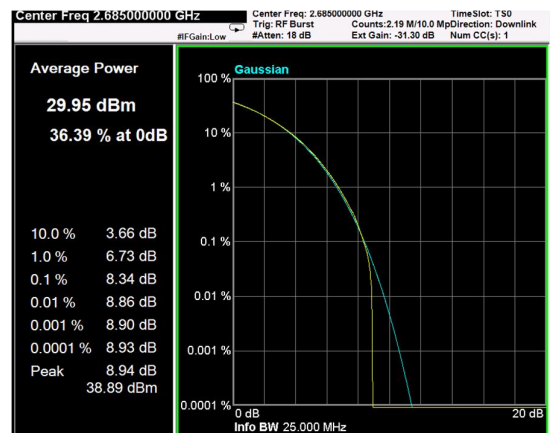
Channel: MIDDLE, Modulation: 256QAM, BW=10MHz, Channel Power



Channel: MIDDLE, Modulation: 256QAM, BW=10MHz, CCDF



Channel: TOP, Modulation: 256QAM, BW=10MHz, Channel Power



Channel: TOP, Modulation: 256QAM, BW=10MHz, CCDF

Test data					
Direction	Modulation	Frequency (MHz)	RF output Power (dBm)	RF output channel Power (W)	PAR (dB)
Down-link	LTE 15MHz (QPSK)	2503.5	29.8	0.951	9.5
Down-link	LTE 15MHz (QPSK)	2593	29.7	0.933	9.6
Down-link	LTE 15MHz (QPSK)	2682.5	30.0	0.997	9.6
Down-link	LTE 15MHz (16QAM)	2503.5	29.8	0.964	9.5
Down-link	LTE 15MHz (16QAM)	2593	30.1	1.012	9.8
Down-link	LTE 15MHz (16QAM)	2682.5	30.0	1.000	9.3
Down-link	LTE 15MHz (64QAM)	2503.5	29.9	0.982	9.5
Down-link	LTE 15MHz (64QAM)	2593	29.9	0.982	9.5
Down-link	LTE 15MHz (64QAM)	2682.5	30.1	1.016	9.3
Down-link	LTE 15MHz (256QAM)	2503.5	29.9	0.975	9.5
Down-link	LTE 15MHz (256QAM)	2593	29.9	0.966	9.5
Down-link	LTE 15MHz (256QAM)	2682.5	30.1	1.028	9.3