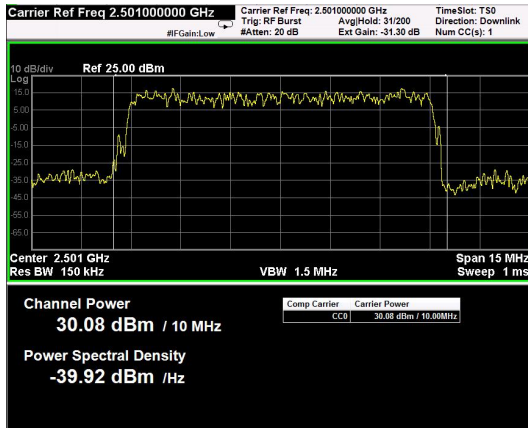
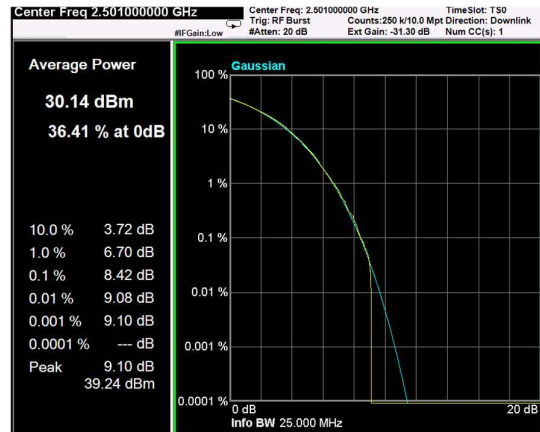


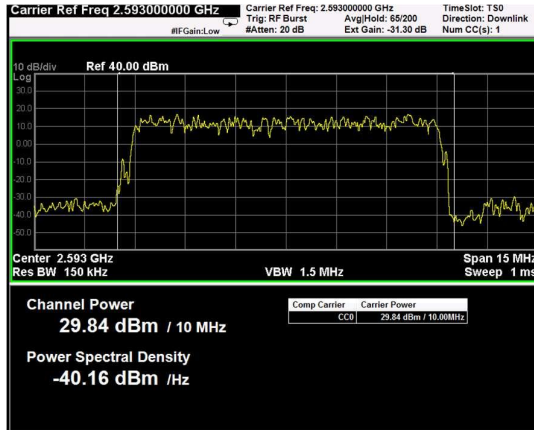
Test data					
Direction	Modulation	Frequency (MHz)	RF output Power (dBm)	RF output channel Power (W)	PAR (dB)
Down-link	LTE 10MHz (QPSK)	2501	30.1	1.019	9.1
Down-link	LTE 10MHz (QPSK)	2593	29.8	0.965	9.3
Down-link	LTE 10MHz (QPSK)	2685	30.0	1.005	9.2
Down-link	LTE 10MHz (16QAM)	2501	30.1	1.019	9.1
Down-link	LTE 10MHz (16QAM)	2593	29.9	0.966	9.0
Down-link	LTE 10MHz (16QAM)	2685	30.0	0.995	9.1
Down-link	LTE 10MHz (64QAM)	2501	30.0	0.989	9.3
Down-link	LTE 10MHz (64QAM)	2593	29.9	0.968	9.0
Down-link	LTE 10MHz (64QAM)	2685	30.1	1.019	8.9
Down-link	LTE 10MHz (256QAM)	2501	29.8	0.953	9.1
Down-link	LTE 10MHz (256QAM)	2593	29.9	0.971	9.0
Down-link	LTE 10MHz (256QAM)	2685	29.4	0.879	9.0



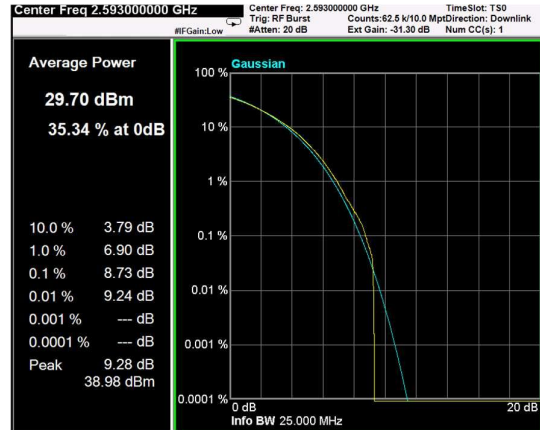
Channel: BOTTOM, Modulation: QPSK, BW=10MHz, Channel Power



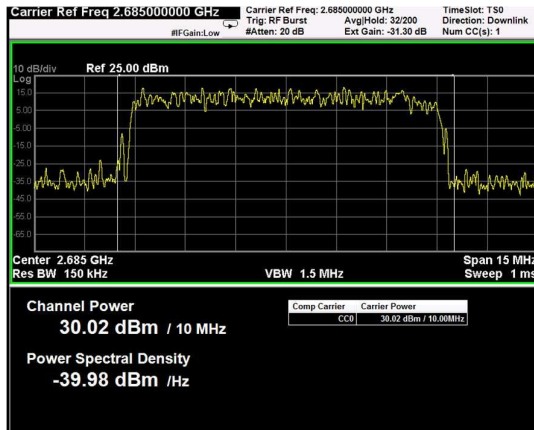
Channel: BOTTOM, Modulation: QPSK, BW=10MHz, CCDF



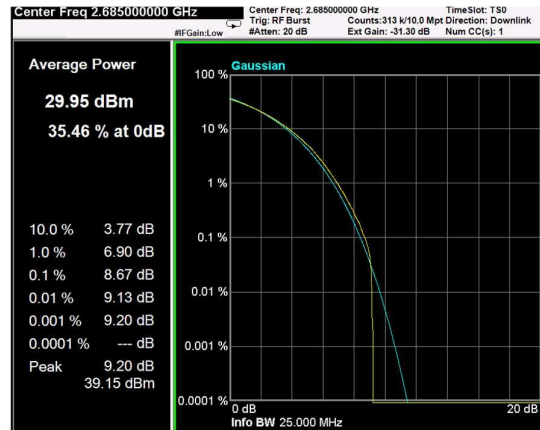
Channel: MIDDLE, Modulation: QPSK, BW=10MHz, Channel Power



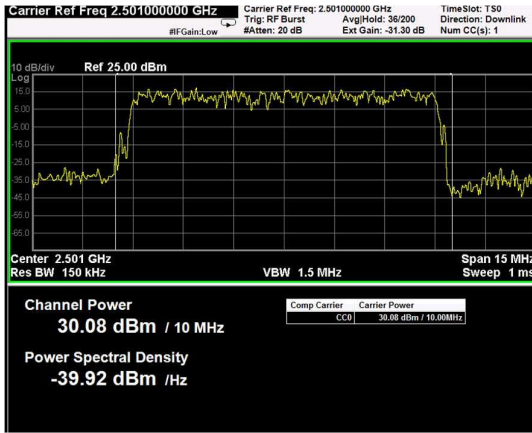
Channel: MIDDLE, Modulation: QPSK, BW=10MHz, CCDF



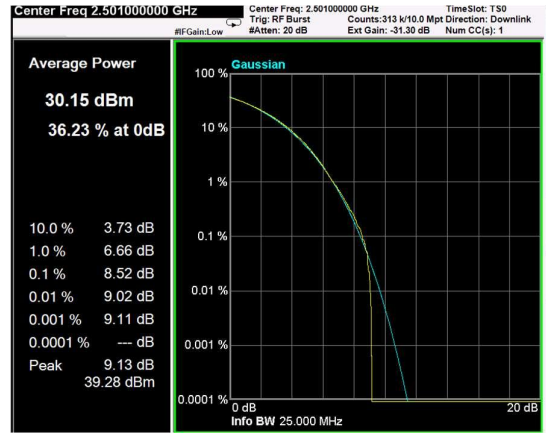
Channel: TOP, Modulation: QPSK, BW=10MHz, Channel Power



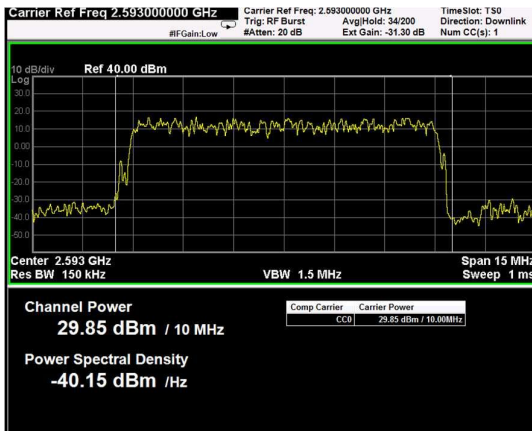
Channel: TOP, Modulation: QPSK, BW=10MHz, CCDF



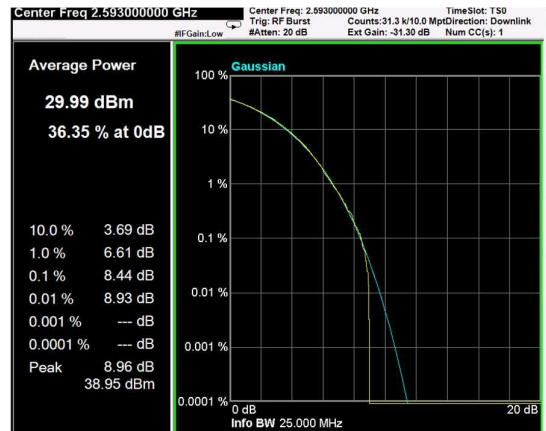
Channel: BOTTOM, Modulation: 16QAM, BW=10MHz, Channel Power



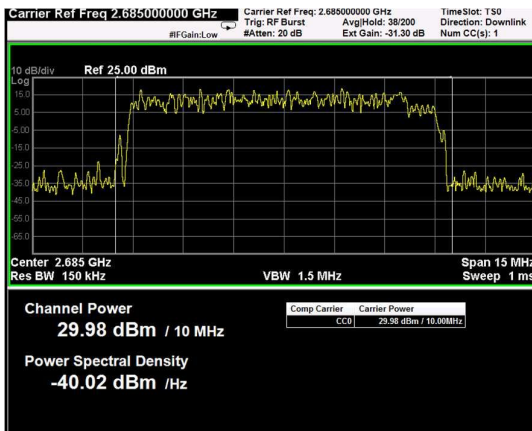
Channel: BOTTOM, Modulation: 16QAM, BW=10MHz, CCDF



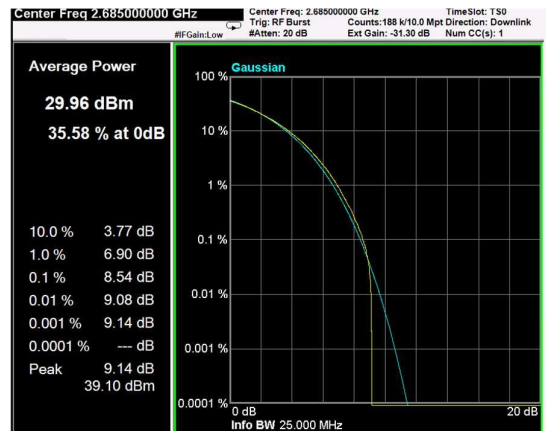
Channel: MIDDLE, Modulation: 16QAM, BW=10MHz, Channel Power



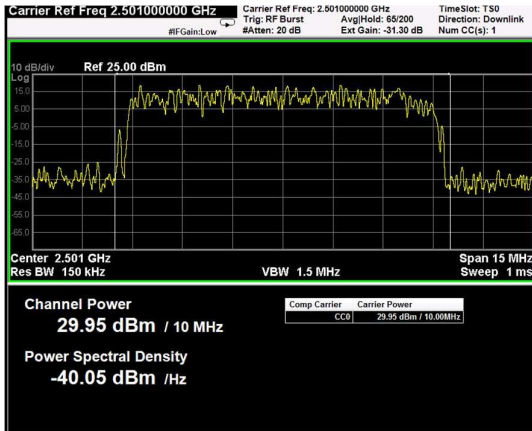
Channel: MIDDLE, Modulation: 16QAM, BW=10MHz, CCDF



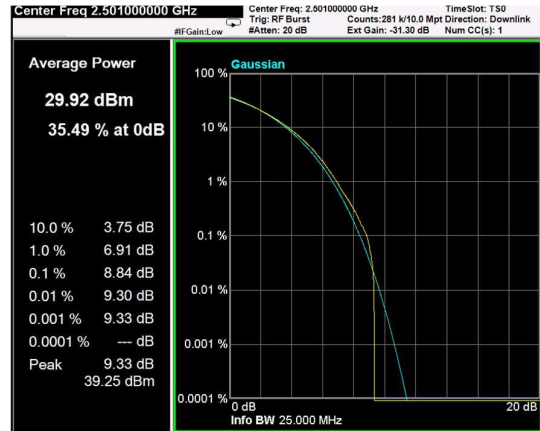
Channel: TOP, Modulation: 16QAM, BW=10MHz, Channel Power



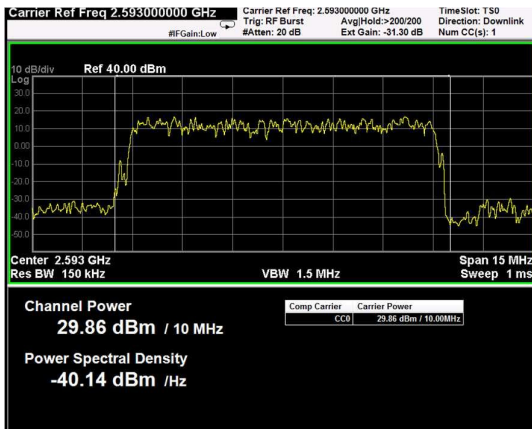
Channel: TOP, Modulation: 16QAM, BW=10MHz, CCDF



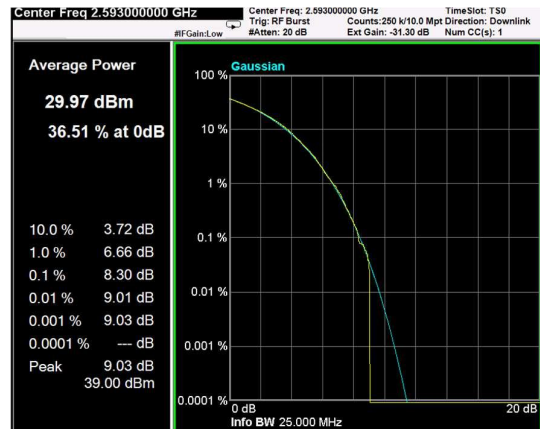
Channel: BOTTOM, Modulation: 64QAM, BW=10MHz, Channel Power



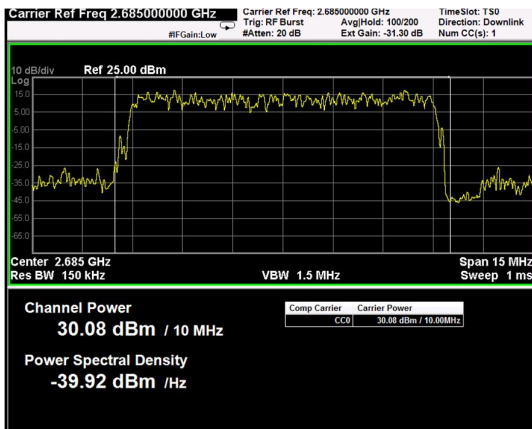
Channel: BOTTOM, Modulation: 64QAM, BW=10MHz, CCDF



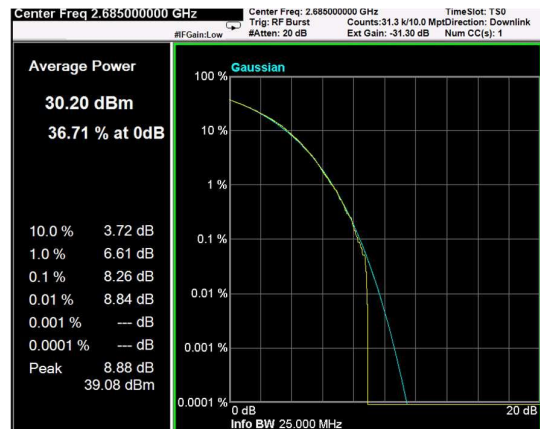
Channel: MIDDLE, Modulation: 64QAM, BW=10MHz, Channel Power



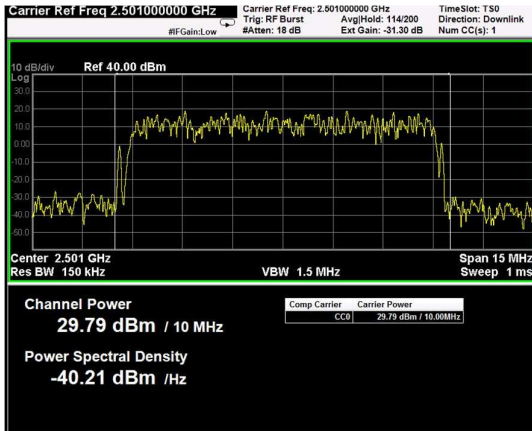
Channel: MIDDLE, Modulation: 64QAM, BW=10MHz, CCDF



Channel: TOP, Modulation: 64QAM, BW=10MHz, Channel Power



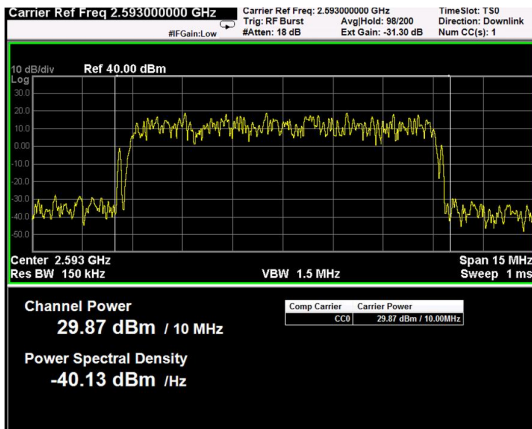
Channel: TOP, Modulation: 64QAM, BW=10MHz, CCDF



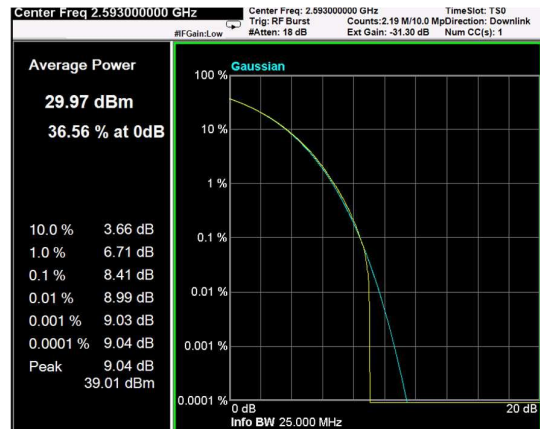
Channel: BOTTOM, Modulation: 256QAM, BW=10MHz, Channel Power



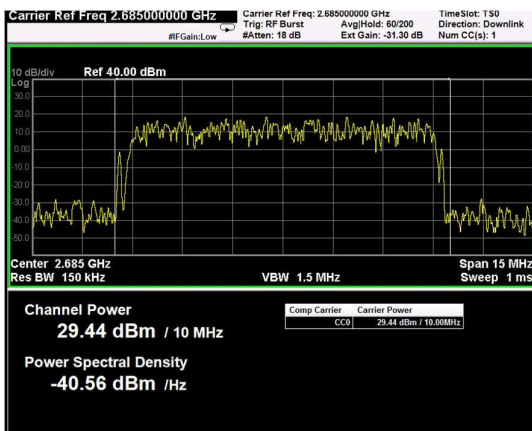
Channel: BOTTOM, Modulation: 256QAM, BW=10MHz, CCDF



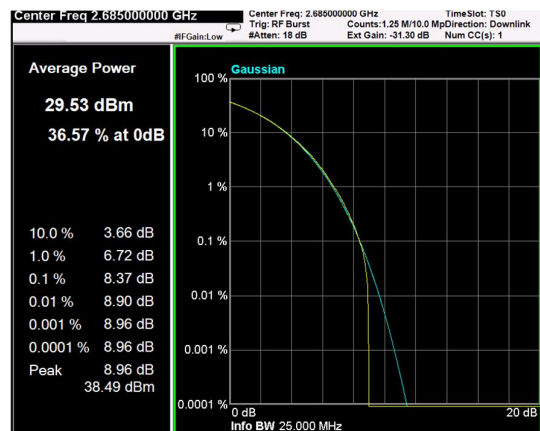
Channel: MIDDLE, Modulation: 256QAM, BW=10MHz, Channel Power



Channel: MIDDLE, Modulation: 256QAM, BW=10MHz, CCDF

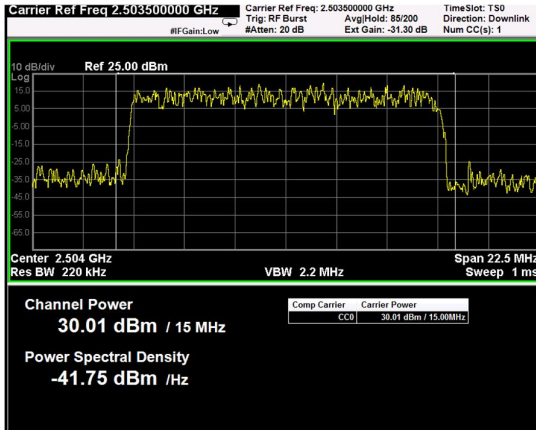


Channel: TOP, Modulation: 256QAM, BW=10MHz, Channel Power

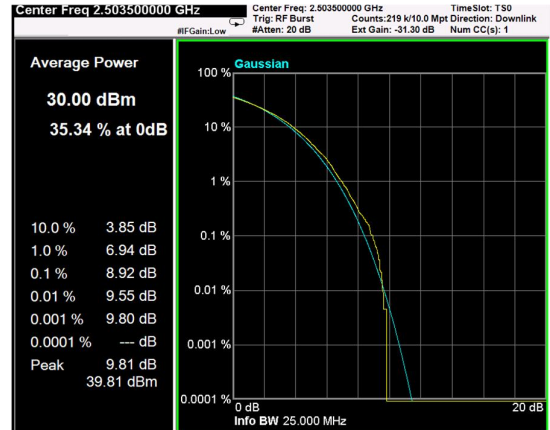


Channel: TOP, Modulation: 256QAM, BW=10MHz, CCDF

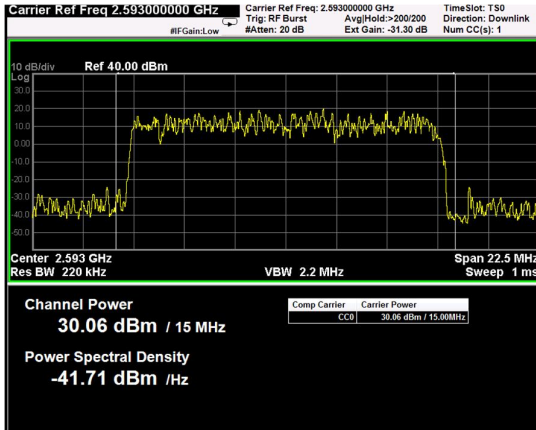
Test data					
Direction	Modulation	Frequency (MHz)	RF output Power (dBm)	RF output channel Power (W)	PAR (dB)
Down-link	LTE 15MHz (QPSK)	2503.5	30.0	1.002	9.8
Down-link	LTE 15MHz (QPSK)	2593	30.1	1.014	9.6
Down-link	LTE 15MHz (QPSK)	2682.5	30.0	1.000	9.5
Down-link	LTE 15MHz (16QAM)	2503.5	30.0	1.009	9.9
Down-link	LTE 15MHz (16QAM)	2593	30.1	1.019	9.7
Down-link	LTE 15MHz (16QAM)	2682.5	30.0	1.007	9.6
Down-link	LTE 15MHz (64QAM)	2503.5	30.1	1.012	9.8
Down-link	LTE 15MHz (64QAM)	2593	30.0	1.007	9.8
Down-link	LTE 15MHz (64QAM)	2682.5	30.0	0.998	9.6
Down-link	LTE 15MHz (256QAM)	2503.5	30.1	1.012	9.5
Down-link	LTE 15MHz (256QAM)	2593	30.1	1.014	9.6
Down-link	LTE 15MHz (256QAM)	2682.5	29.9	0.971	9.4



Channel: BOTTOM, Modulation: QPSK, BW=15MHz, Channel Power



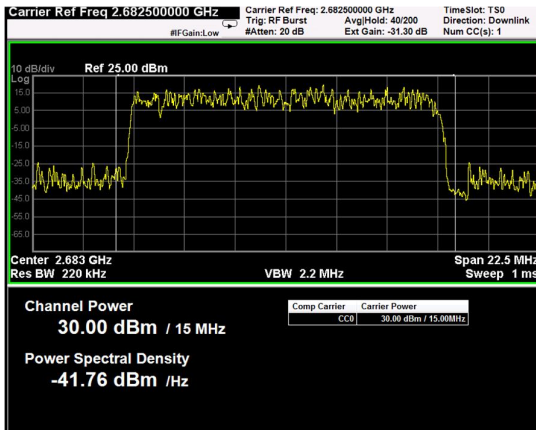
Channel: BOTTOM, Modulation: QPSK, BW=15MHz, CCDF



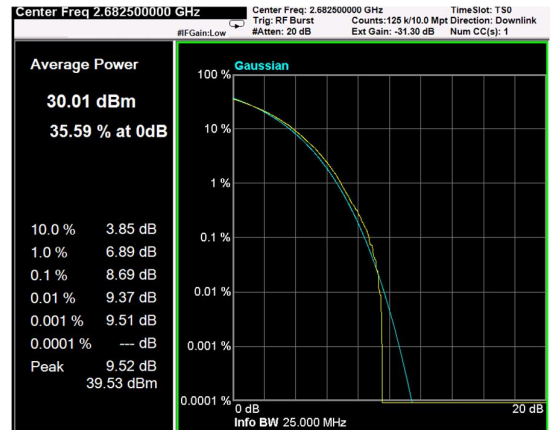
Channel: MIDDLE, Modulation: QPSK, BW=15MHz, Channel Power



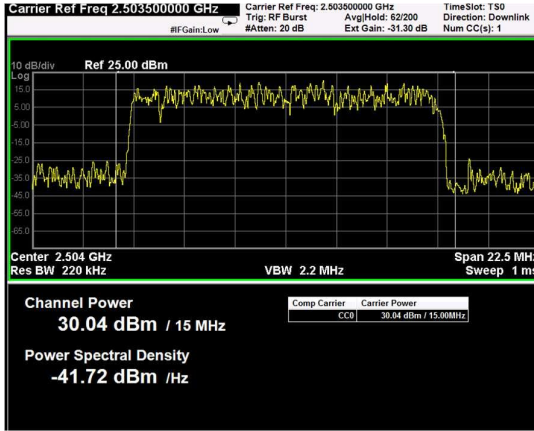
Channel: MIDDLE, Modulation: QPSK, BW=15MHz, CCDF



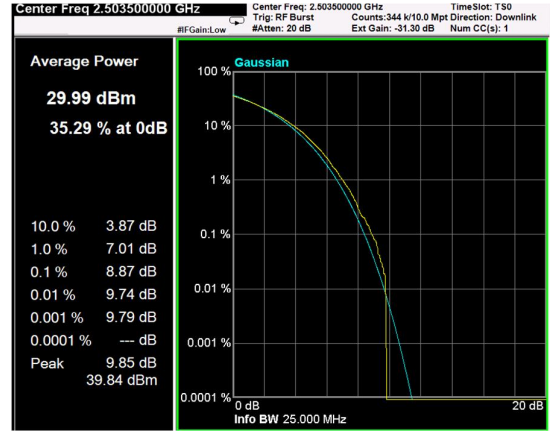
Channel: TOP, Modulation: QPSK, BW=15MHz, Channel Power



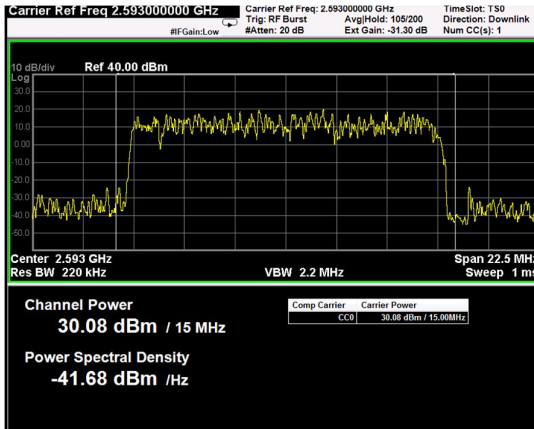
Channel: TOP, Modulation: QPSK, BW=15MHz, CCDF



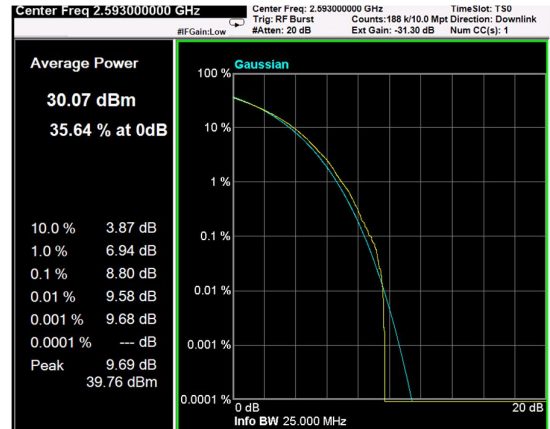
Channel: BOTTOM, Modulation: 16QAM, BW=15MHz, Channel Power



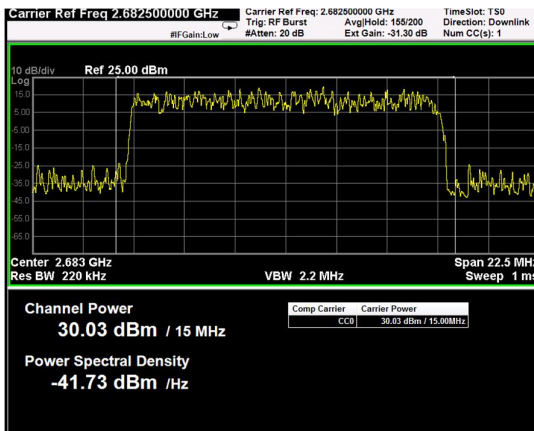
Channel: BOTTOM, Modulation: 16QAM, BW=15MHz, CCDF



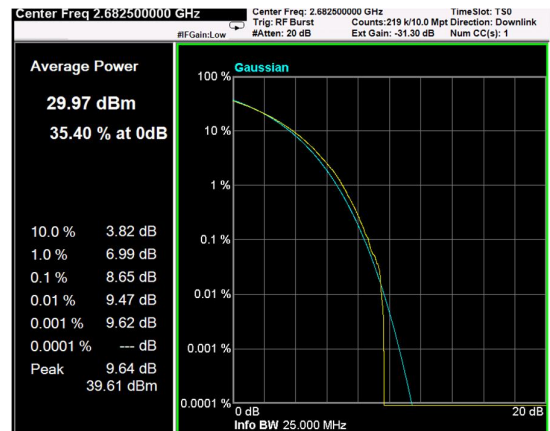
Channel: MIDDLE, Modulation: 16QAM, BW=15MHz, Channel Power



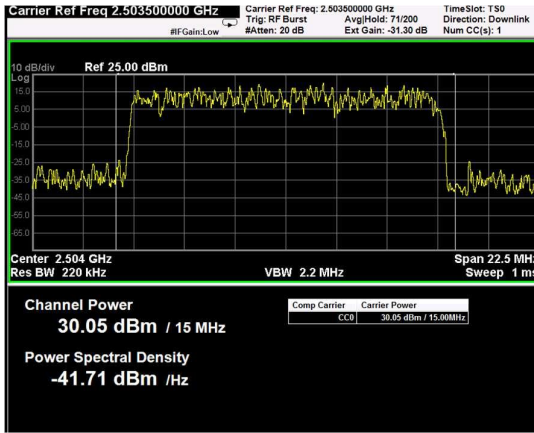
Channel: MIDDLE, Modulation: 16QAM, BW=15MHz, CCDF



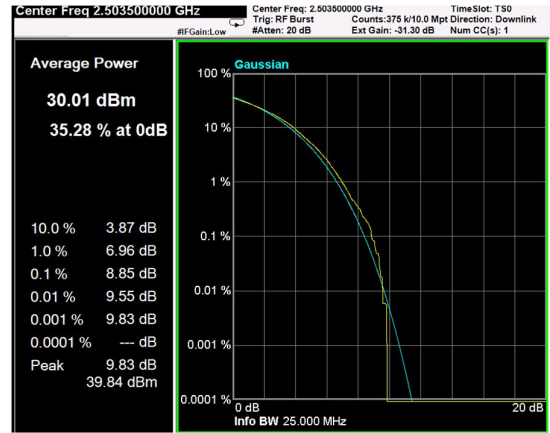
Channel: TOP, Modulation: 16QAM, BW=15MHz, Channel Power



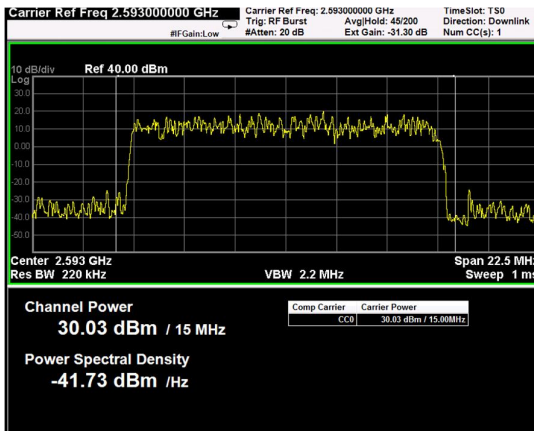
Channel: TOP, Modulation: 16QAM, BW=15MHz, CCDF



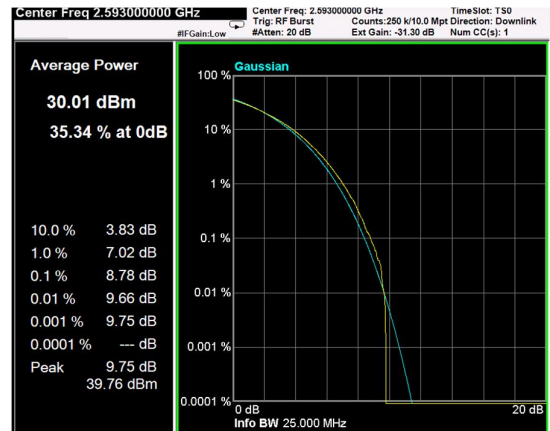
Channel: BOTTOM, Modulation: 64QAM, BW=15MHz, Channel Power



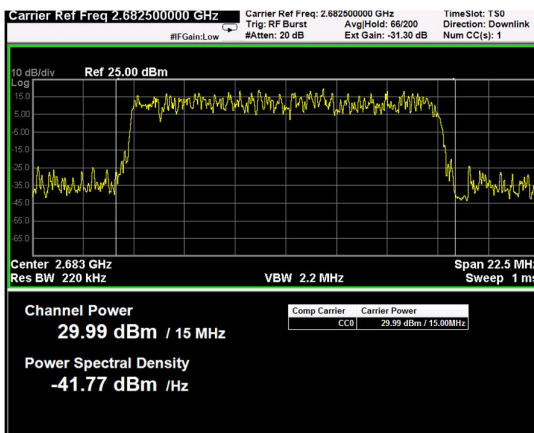
Channel: BOTTOM, Modulation: 64QAM, BW=15MHz, CCDF



Channel: MIDDLE, Modulation: 64QAM, BW=15MHz, Channel Power



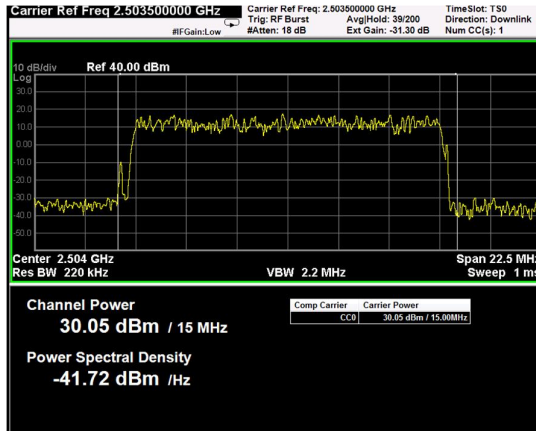
Channel: MIDDLE, Modulation: 64QAM, BW=15MHz, CCDF



Channel: TOP, Modulation: 64QAM, BW=15MHz, Channel Power



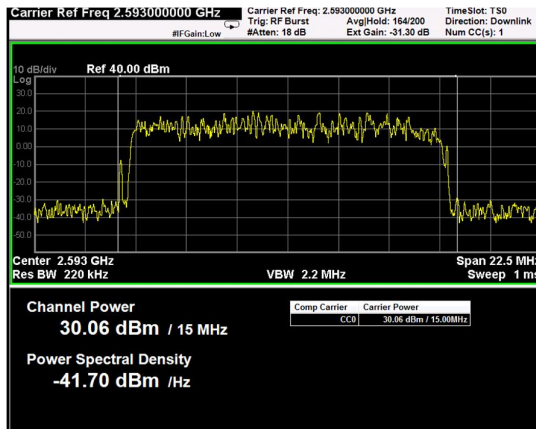
Channel: TOP, Modulation: 64QAM, BW=15MHz, CCDF



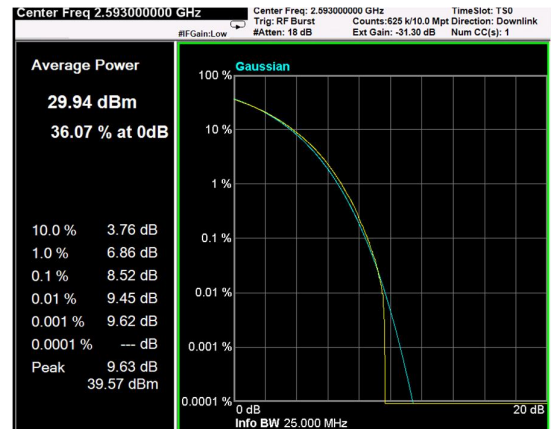
Channel: BOTTOM, Modulation: 256QAM, BW=15MHz, Channel Power



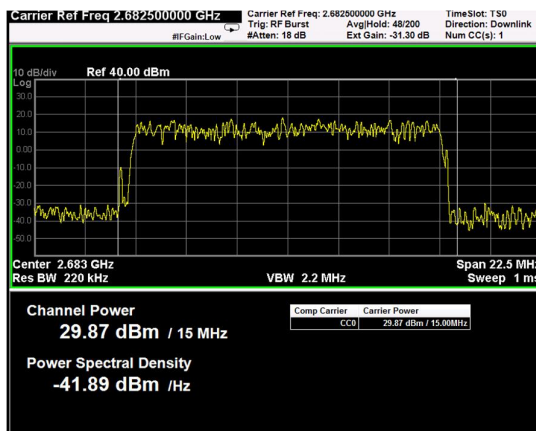
Channel: BOTTOM, Modulation: 256QAM, BW=15MHz, CCDF



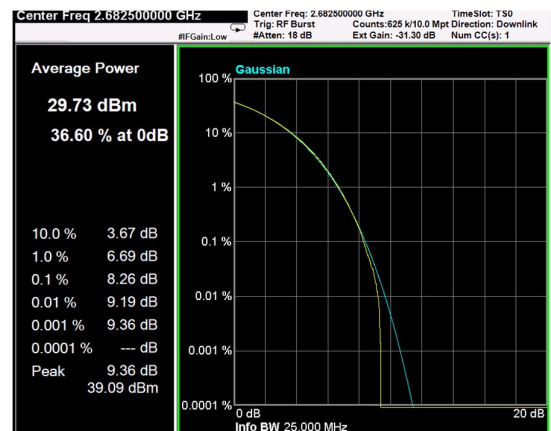
Channel: MIDDLE, Modulation: 256QAM, BW=15MHz, Channel Power



Channel: MIDDLE, Modulation: 256QAM, BW=15MHz, CCDF

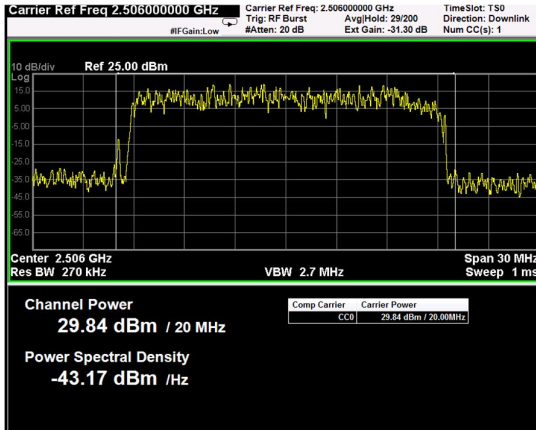


Channel: TOP, Modulation: 256QAM, BW=15MHz, Channel Power

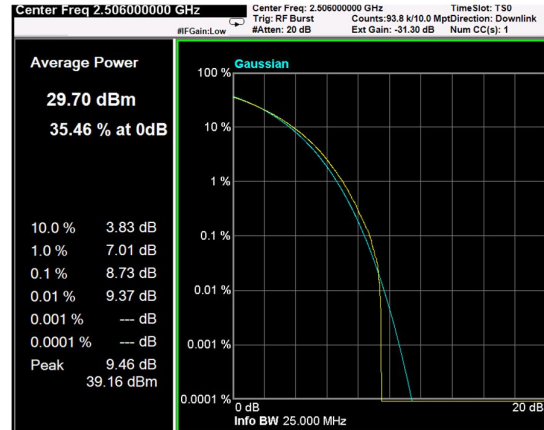


Channel: TOP, Modulation: 256QAM, BW=15MHz, CCDF

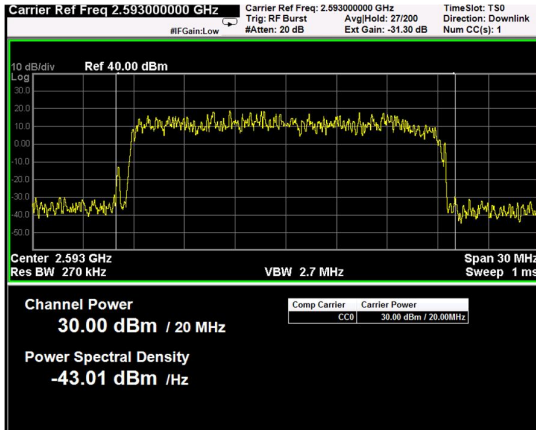
Test data					
Direction	Modulation	Frequency (MHz)	RF output Power (dBm)	RF output channel Power (W)	PAR (dB)
Down-link	LTE 20MHz (QPSK)	2506	29.8	0.964	9.5
Down-link	LTE 20MHz (QPSK)	2593	30.0	1.000	9.4
Down-link	LTE 20MHz (QPSK)	2680	29.9	0.971	9.4
Down-link	LTE 20MHz (16QAM)	2506	29.9	0.966	9.1
Down-link	LTE 20MHz (16QAM)	2593	30.0	1.000	9.4
Down-link	LTE 20MHz (16QAM)	2680	29.9	0.973	9.4
Down-link	LTE 20MHz (64QAM)	2506	30.1	1.023	9.1
Down-link	LTE 20MHz (64QAM)	2593	30.0	1.009	9.1
Down-link	LTE 20MHz (64QAM)	2680	29.9	0.973	9.1
Down-link	LTE 20MHz (256QAM)	2506	30.2	1.040	9.3
Down-link	LTE 20MHz (256QAM)	2593	30.1	1.033	9.6
Down-link	LTE 20MHz (256QAM)	2680	29.8	0.946	9.2



Channel: BOTTOM, Modulation: QPSK, BW=20MHz, Channel Power



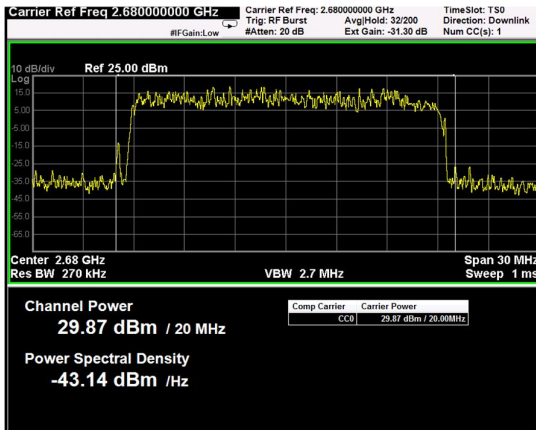
Channel: BOTTOM, Modulation: QPSK, BW=20MHz, CCDF



Channel: MIDDLE, Modulation: QPSK, BW=20MHz, Channel Power



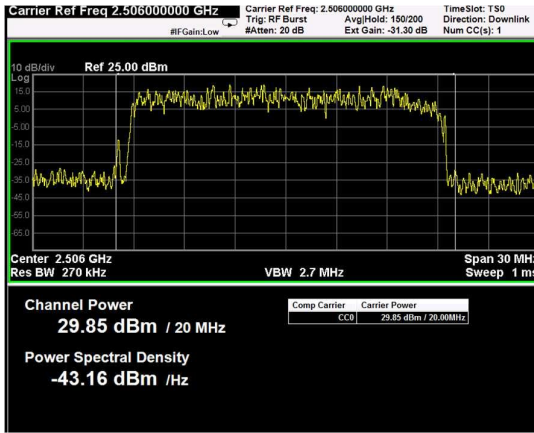
Channel: MIDDLE, Modulation: QPSK, BW=20MHz, CCDF



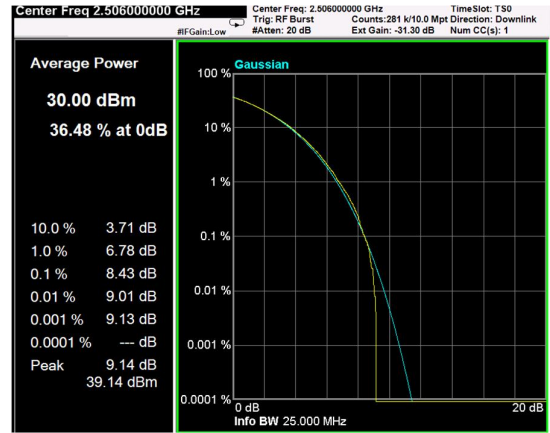
Channel: TOP, Modulation: QPSK, BW=20MHz, Channel Power



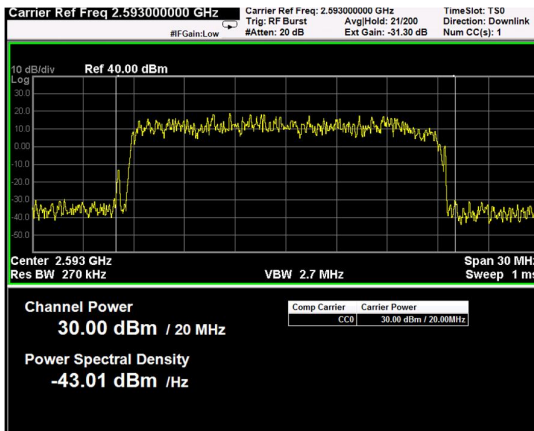
Channel: TOP, Modulation: QPSK, BW=20MHz, CCDF



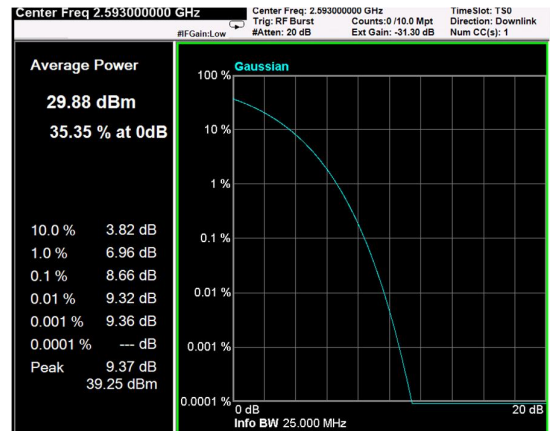
Channel: BOTTOM, Modulation: 16QAM, BW=20MHz, Channel Power



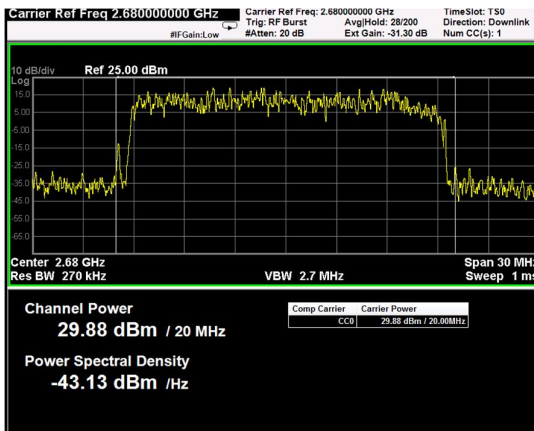
Channel: BOTTOM, Modulation: 16QAM, BW=20MHz, CCDF



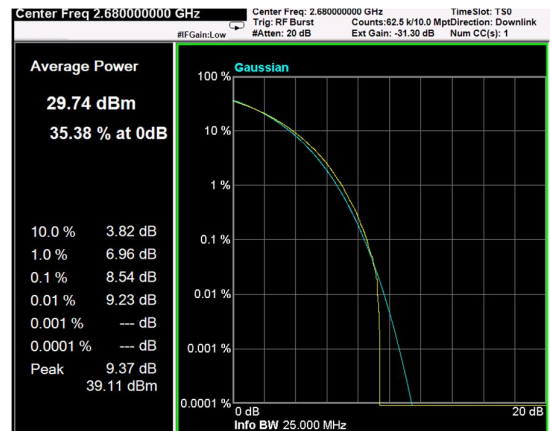
Channel: MIDDLE, Modulation: 16QAM, BW=20MHz, Channel Power



Channel: MIDDLE, Modulation: 16QAM, BW=20MHz, CCDF



Channel: TOP, Modulation: 16QAM, BW=20MHz, Channel Power



Channel: TOP, Modulation: 16QAM, BW=20MHz, CCDF