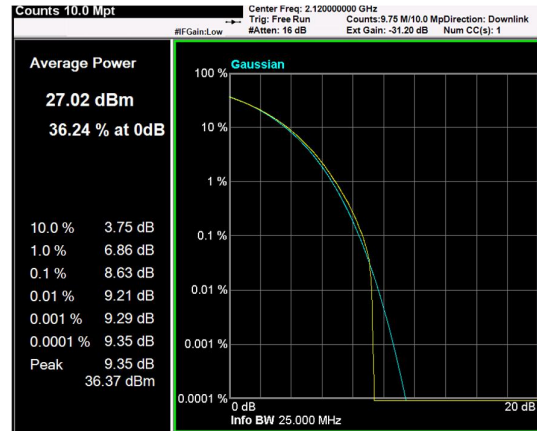
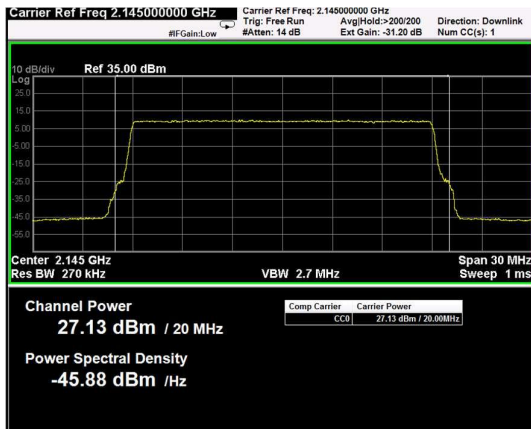


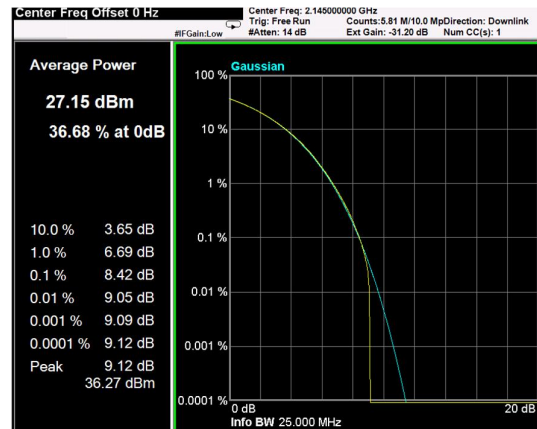
Channel: BOTTOM, Modulation: 256QAM, BW=20MHz, Channel Power



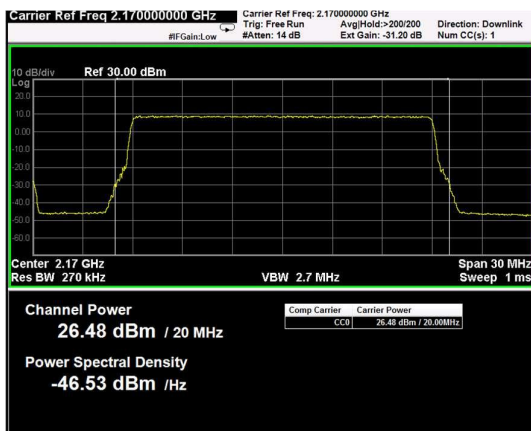
Channel: BOTTOM, Modulation: 256QAM, BW=20MHz, CCDF



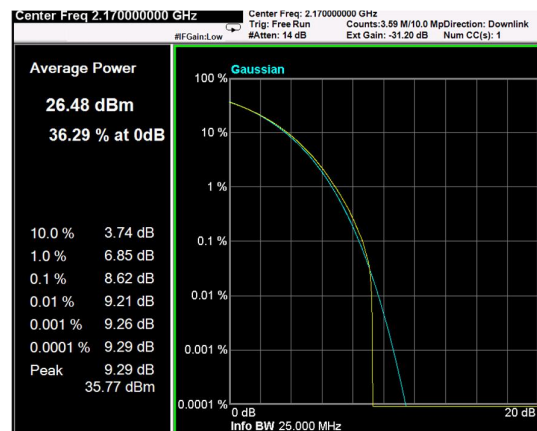
Channel: MIDDLE, Modulation: 256QAM, BW=20MHz, Channel Power



Channel: MIDDLE, Modulation: 256QAM, BW=20MHz, CCDF



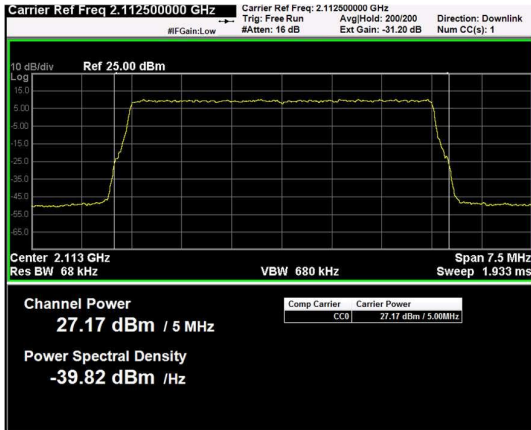
Channel: TOP, Modulation: 256QAM, BW=20MHz, Channel Power



Channel: TOP, Modulation: 256QAM, BW=20MHz, CCDF

**RF PORT 2**

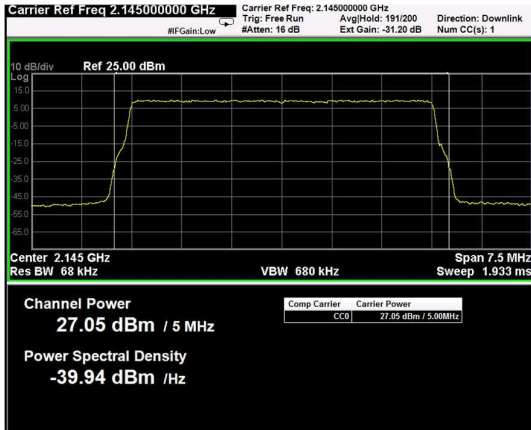
| Test data |                   |                 |                       |                             |          |
|-----------|-------------------|-----------------|-----------------------|-----------------------------|----------|
| Direction | Modulation        | Frequency (MHz) | RF output Power (dBm) | RF output channel Power (W) | PAR (dB) |
| Down-link | LTE 5MHz (QPSK)   | 2112.5          | 27.2                  | 0.521                       | 10.6     |
| Down-link | LTE 5MHz (QPSK)   | 2145            | 27.1                  | 0.507                       | 10.4     |
| Down-link | LTE 5MHz (QPSK)   | 2177.5          | 26.6                  | 0.458                       | 10.4     |
| Down-link | LTE 5MHz (16QAM)  | 2112.5          | 27.2                  | 0.520                       | 10.5     |
| Down-link | LTE 5MHz (16QAM)  | 2145            | 27.1                  | 0.511                       | 10.3     |
| Down-link | LTE 5MHz (16QAM)  | 2177.5          | 26.6                  | 0.456                       | 10.5     |
| Down-link | LTE 5MHz (64QAM)  | 2112.5          | 27.1                  | 0.516                       | 10.5     |
| Down-link | LTE 5MHz (64QAM)  | 2145            | 27.1                  | 0.507                       | 10.3     |
| Down-link | LTE 5MHz (64QAM)  | 2177.5          | 26.6                  | 0.457                       | 10.4     |
| Down-link | LTE 5MHz (256QAM) | 2112.5          | 27.2                  | 0.522                       | 10.5     |
| Down-link | LTE 5MHz (256QAM) | 2145            | 27.1                  | 0.508                       | 10.4     |
| Down-link | LTE 5MHz (256QAM) | 2177.5          | 26.6                  | 0.458                       | 10.4     |



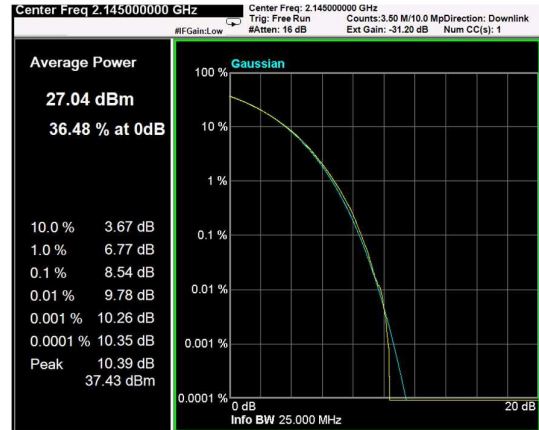
Channel: BOTTOM, Modulation: QPSK, BW=5MHz, Channel Power



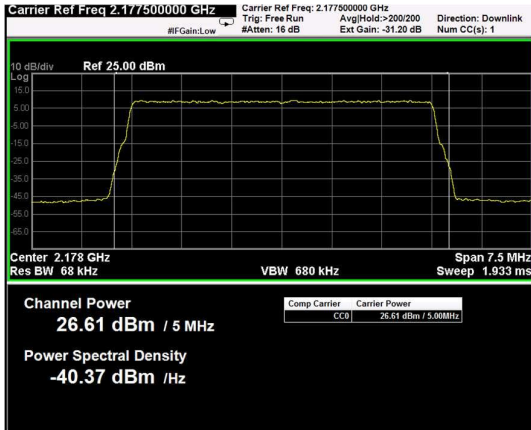
Channel: BOTTOM, Modulation: QPSK, BW=5MHz, CCDF



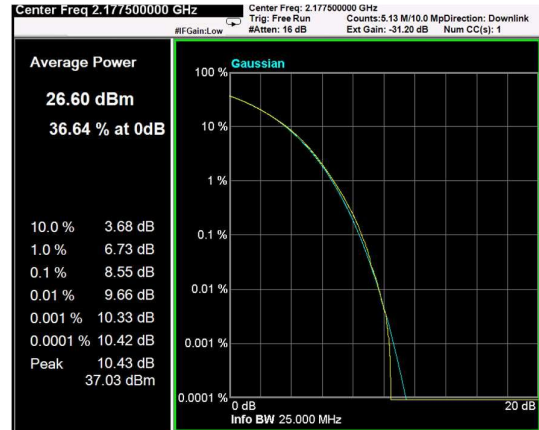
Channel: MIDDLE, Modulation: QPSK, BW=5MHz, Channel Power



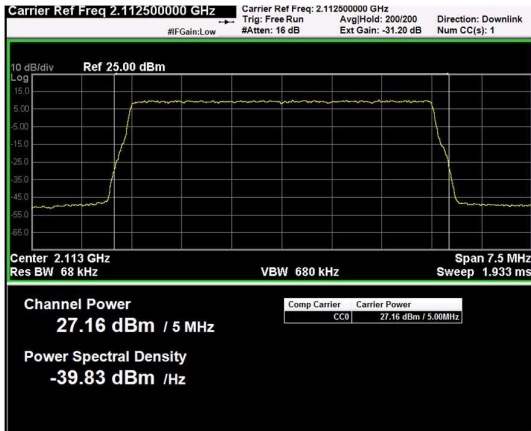
Channel: MIDDLE, Modulation: QPSK, BW=5MHz, CCDF



Channel: TOP, Modulation: QPSK, BW=5MHz, Channel Power



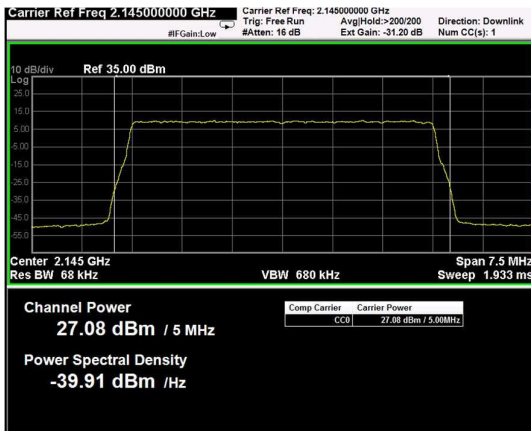
Channel: TOP, Modulation: QPSK, BW=5MHz, CCDF



Channel: BOTTOM, Modulation: 16QAM, BW=5MHz, Channel Power



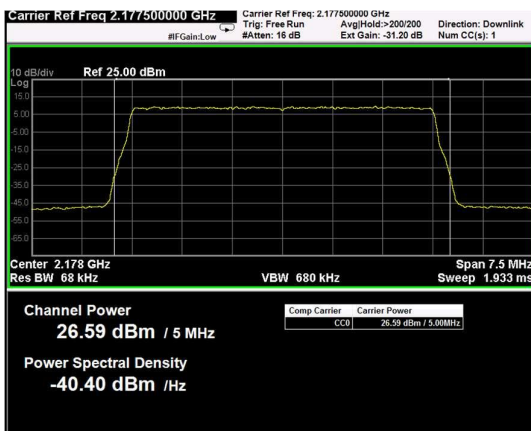
Channel: BOTTOM, Modulation: 16QAM, BW=5MHz, CCDF



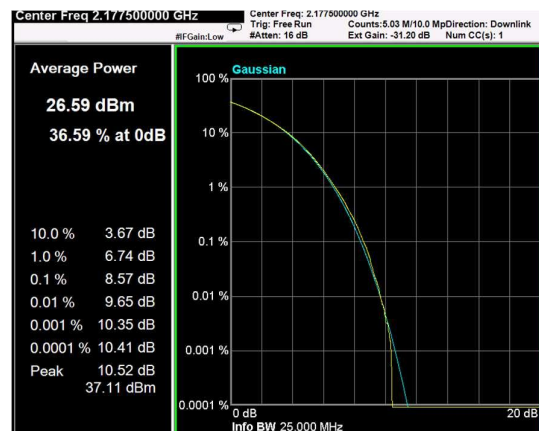
Channel: MIDDLE, Modulation: 16QAM, BW=5MHz, Channel Power



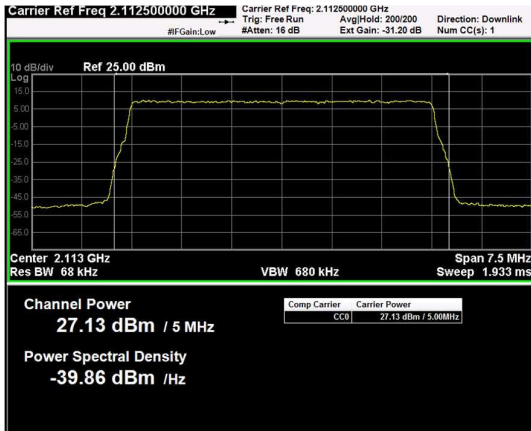
Channel: MIDDLE, Modulation: 16QAM, BW=5MHz, CCDF



Channel: TOP, Modulation: 16QAM, BW=5MHz, Channel Power



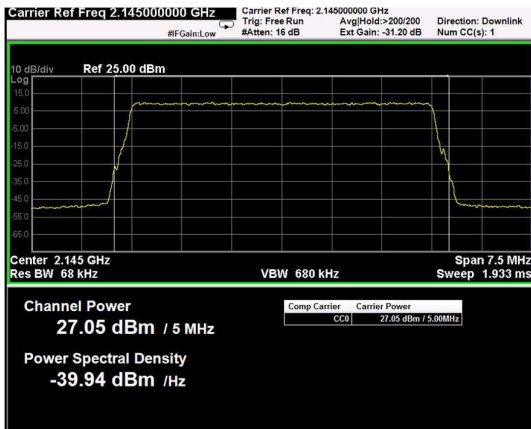
Channel: TOP, Modulation: 16QAM, BW=5MHz, CCDF



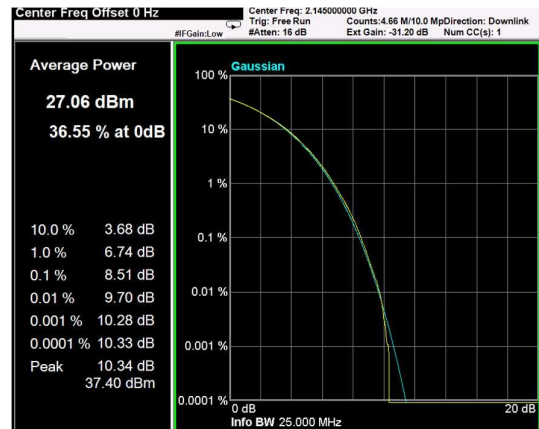
Channel: BOTTOM, Modulation: 64QAM, BW=5MHz, Channel Power



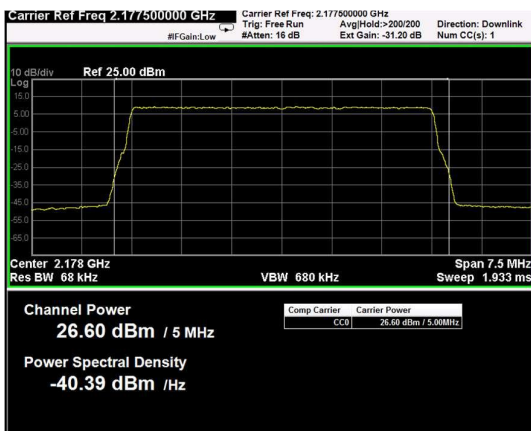
Channel: BOTTOM, Modulation: 64QAM, BW=5MHz, CCDF



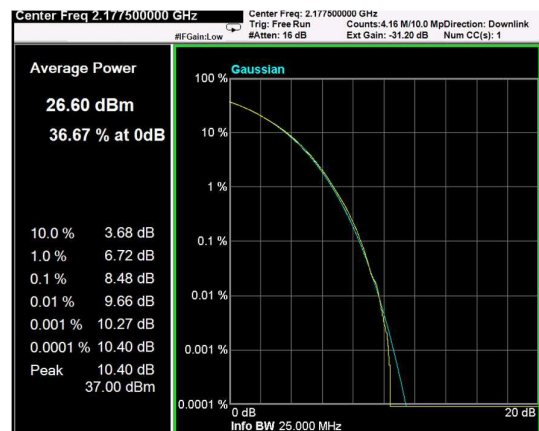
Channel: MIDDLE, Modulation: 64QAM, BW=5MHz, Channel Power



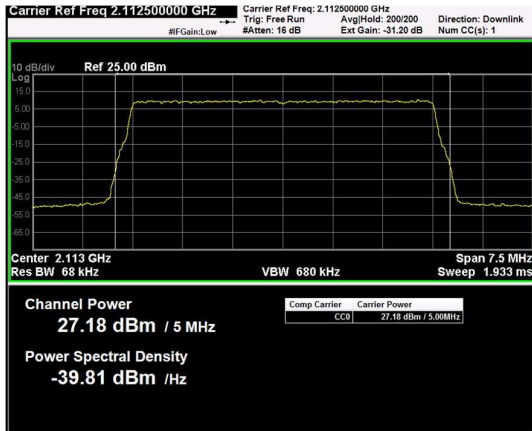
Channel: MIDDLE, Modulation: 64QAM, BW=5MHz, CCDF



Channel: TOP, Modulation: 64QAM, BW=5MHz, Channel Power



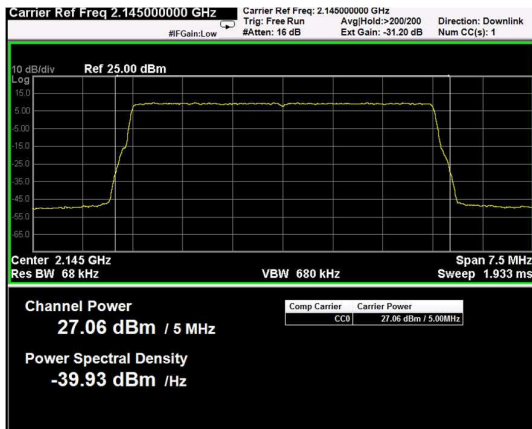
Channel: TOP, Modulation: 64QAM, BW=5MHz, CCDF



Channel: BOTTOM, Modulation: 256QAM, BW=5MHz, Channel Power



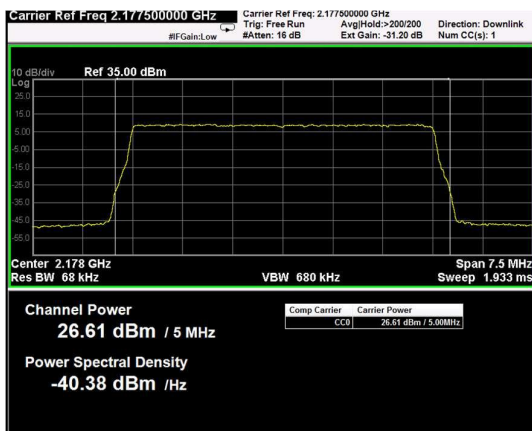
Channel: BOTTOM, Modulation: 256QAM, BW=5MHz, CCDF



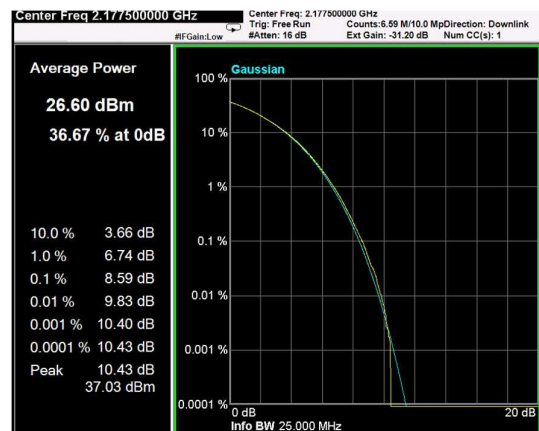
Channel: MIDDLE, Modulation: 256QAM, BW=5MHz, Channel Power



Channel: MIDDLE, Modulation: 256QAM, BW=5MHz, CCDF

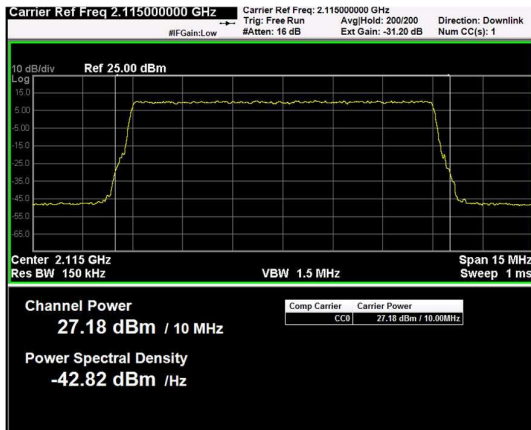


Channel: TOP, Modulation: 256QAM, BW=5MHz, Channel Power

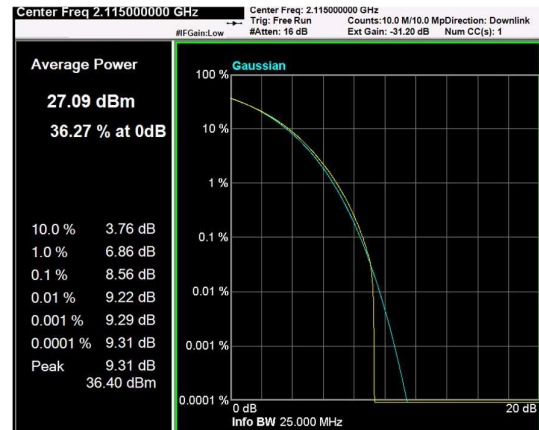


Channel: TOP, Modulation: 256QAM, BW=5MHz, CCDF

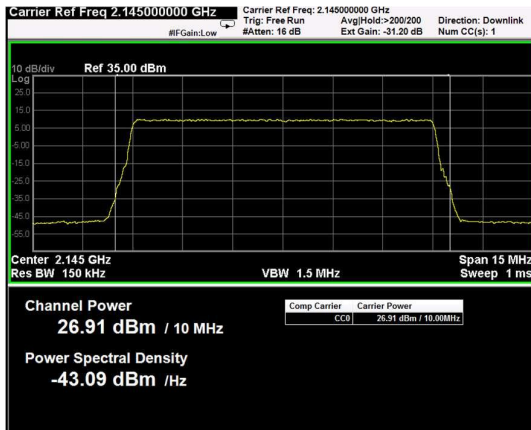
| Test data |                    |                 |                       |                             |          |
|-----------|--------------------|-----------------|-----------------------|-----------------------------|----------|
| Direction | Modulation         | Frequency (MHz) | RF output Power (dBm) | RF output channel Power (W) | PAR (dB) |
| Down-link | LTE 10MHz (QPSK)   | 2115            | 27.2                  | 0.522                       | 9.3      |
| Down-link | LTE 10MHz (QPSK)   | 2145            | 26.9                  | 0.491                       | 9.1      |
| Down-link | LTE 10MHz (QPSK)   | 2175            | 26.5                  | 0.447                       | 9.2      |
| Down-link | LTE 10MHz (16QAM)  | 2115            | 27.1                  | 0.512                       | 9.3      |
| Down-link | LTE 10MHz (16QAM)  | 2145            | 27.0                  | 0.495                       | 9.1      |
| Down-link | LTE 10MHz (16QAM)  | 2175            | 26.5                  | 0.448                       | 9.1      |
| Down-link | LTE 10MHz (64QAM)  | 2115            | 27.1                  | 0.515                       | 9.3      |
| Down-link | LTE 10MHz (64QAM)  | 2145            | 26.9                  | 0.492                       | 9.1      |
| Down-link | LTE 10MHz (64QAM)  | 2175            | 26.5                  | 0.446                       | 9.1      |
| Down-link | LTE 10MHz (256QAM) | 2115            | 27.1                  | 0.513                       | 9.3      |
| Down-link | LTE 10MHz (256QAM) | 2145            | 27.0                  | 0.495                       | 9.1      |
| Down-link | LTE 10MHz (256QAM) | 2175            | 26.5                  | 0.448                       | 9.1      |



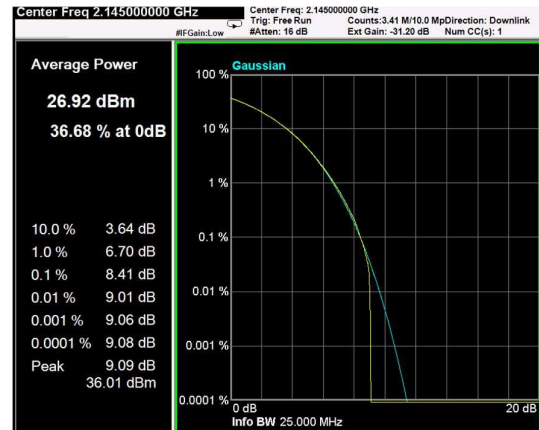
Channel: BOTTOM, Modulation: QPSK, BW=10MHz, Channel Power



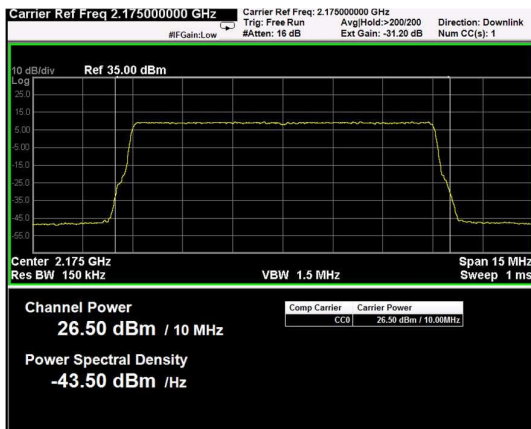
Channel: BOTTOM, Modulation: QPSK, BW=10MHz, CCDF



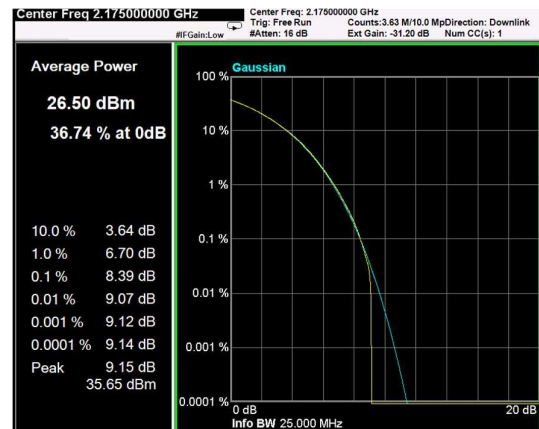
Channel: MIDDLE, Modulation: QPSK, BW=10MHz, Channel Power



Channel: MIDDLE, Modulation: QPSK, BW=10MHz, CCDF

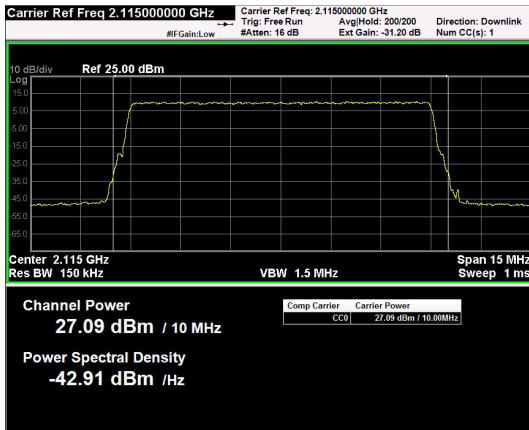


Channel: TOP, Modulation: QPSK, BW=10MHz, Channel Power



Channel: TOP, Modulation: QPSK, BW=10MHz, CCDF

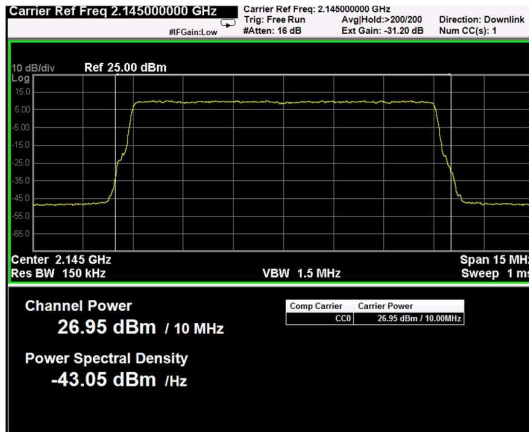




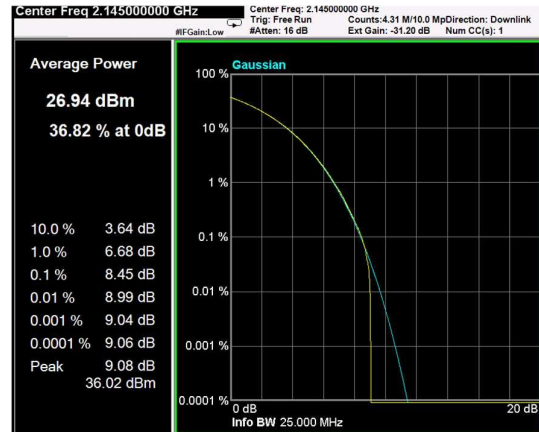
Channel: BOTTOM, Modulation: 16QAM, BW=10MHz, Channel Power



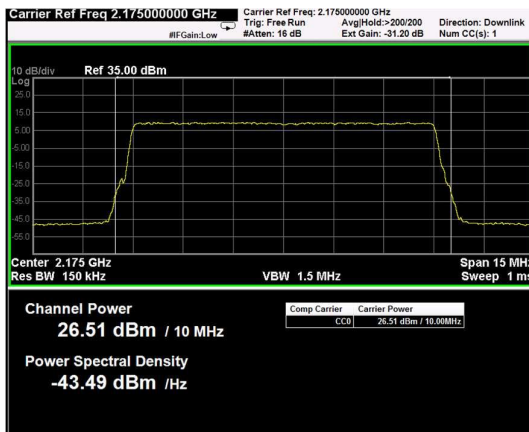
Channel: BOTTOM, Modulation: 16QAM, BW=10MHz, CCDF



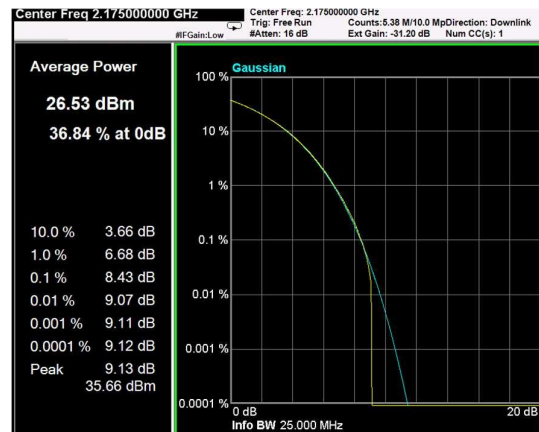
Channel: MIDDLE, Modulation: 16QAM, BW=10MHz, Channel Power



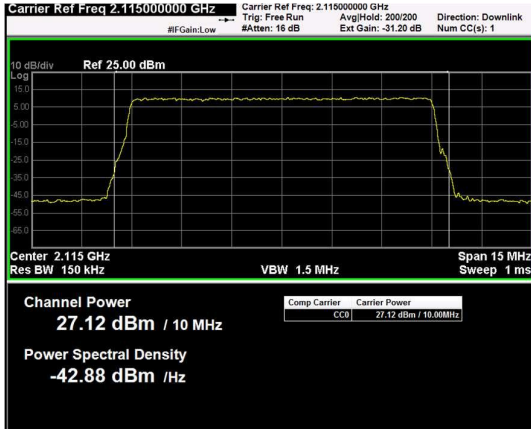
Channel: MIDDLE, Modulation: 16QAM, BW=10MHz, CCDF



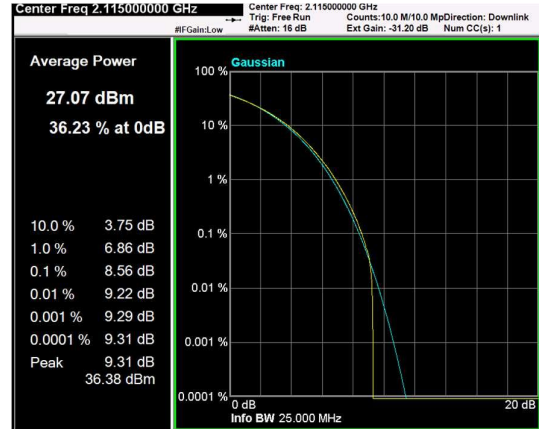
Channel: TOP, Modulation: 16QAM, BW=10MHz, Channel Power



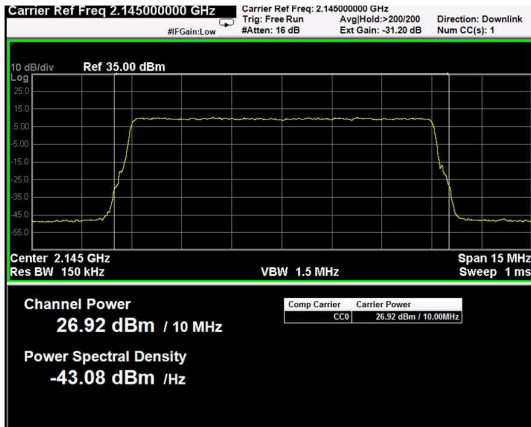
Channel: TOP, Modulation: 16QAM, BW=10MHz, CCDF



Channel: BOTTOM, Modulation: 64QAM, BW=10MHz, Channel Power



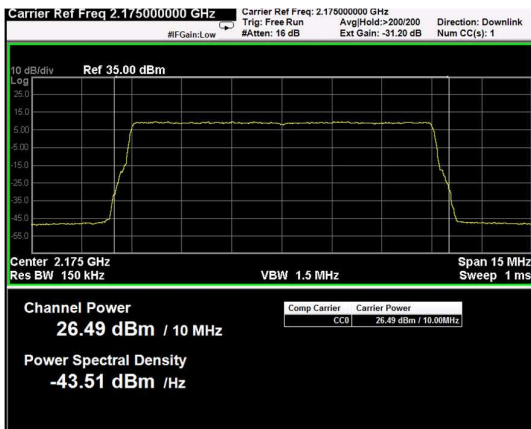
Channel: BOTTOM, Modulation: 64QAM, BW=10MHz, CCDF



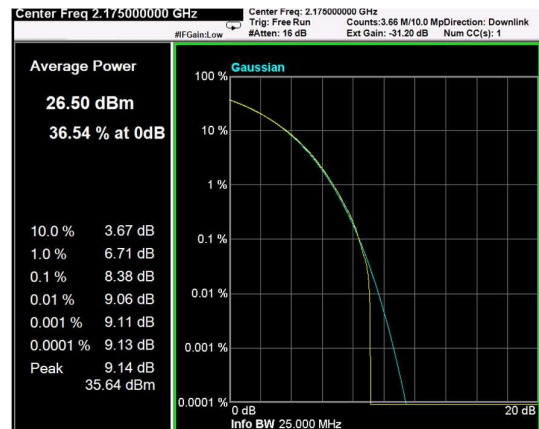
Channel: MIDDLE, Modulation: 64QAM, BW=10MHz, Channel Power



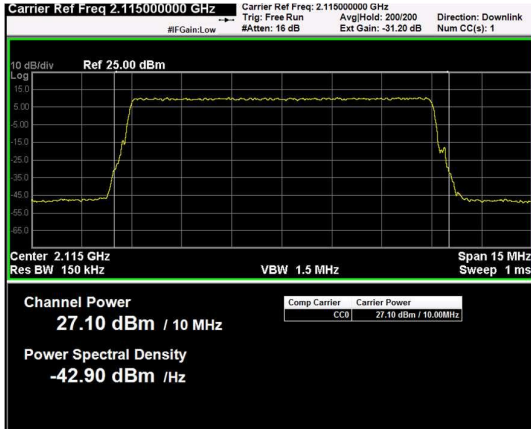
Channel: MIDDLE, Modulation: 64QAM, BW=10MHz, CCDF



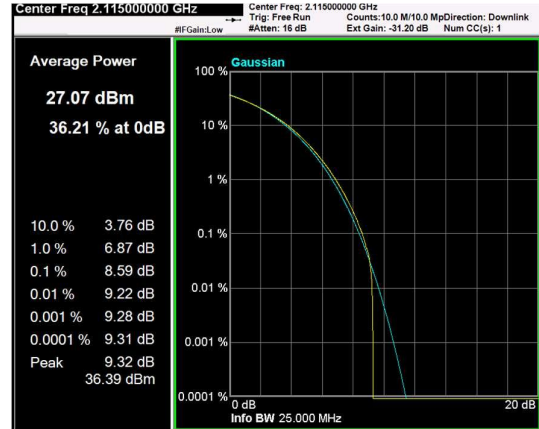
Channel: TOP, Modulation: 64QAM, BW=10MHz, Channel Power



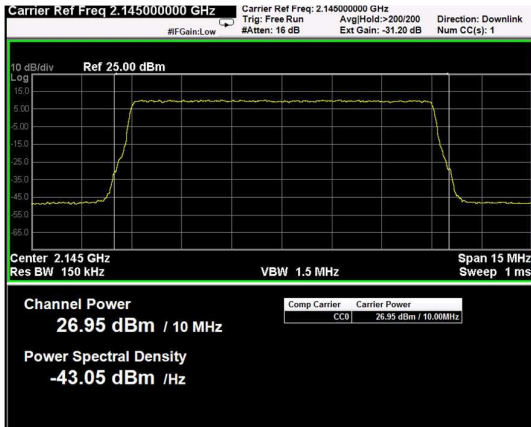
Channel: TOP, Modulation: 64QAM, BW=10MHz, CCDF



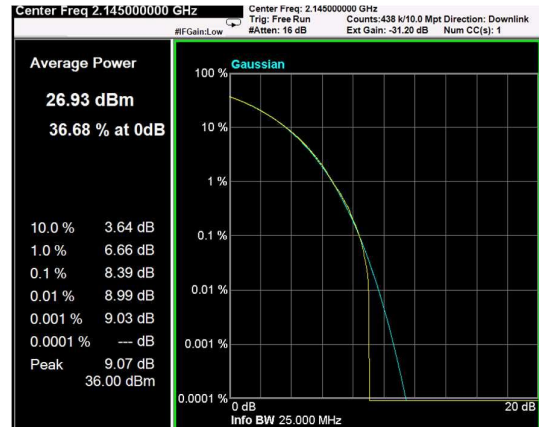
Channel: BOTTOM, Modulation: 256QAM, BW=10MHz, Channel Power



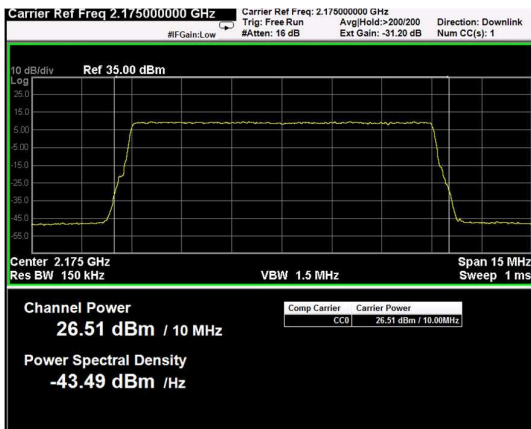
Channel: BOTTOM, Modulation: 256QAM, BW=10MHz, CCDF



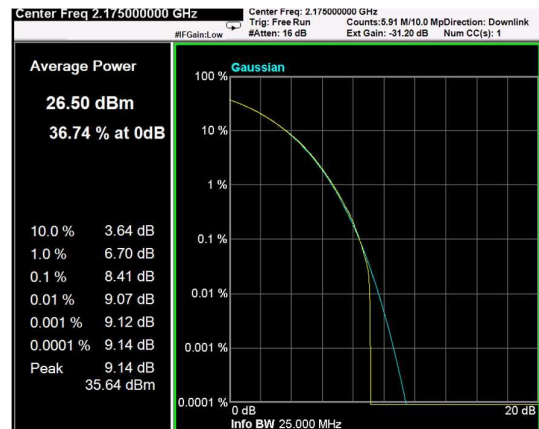
Channel: MIDDLE, Modulation: 256QAM, BW=10MHz, Channel Power



Channel: MIDDLE, Modulation: 256QAM, BW=10MHz, CCDF

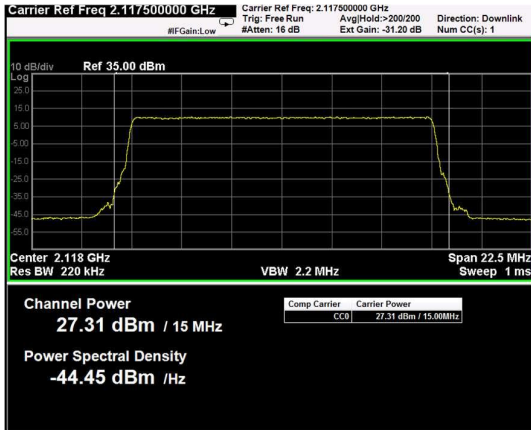


Channel: TOP, Modulation: 256QAM, BW=10MHz, Channel Power



Channel: TOP, Modulation: 256QAM, BW=10MHz, CCDF

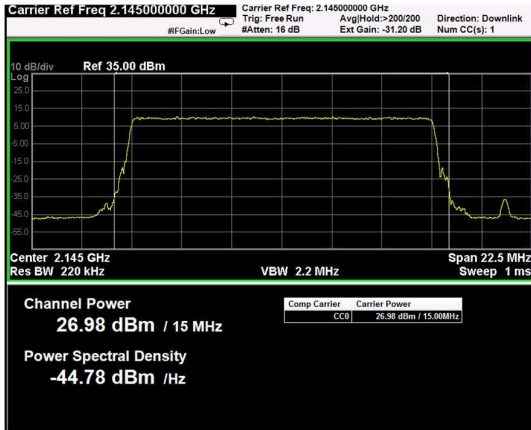
| Test data |                    |                 |                       |                             |          |
|-----------|--------------------|-----------------|-----------------------|-----------------------------|----------|
| Direction | Modulation         | Frequency (MHz) | RF output Power (dBm) | RF output channel Power (W) | PAR (dB) |
| Down-link | LTE 15MHz (QPSK)   | 2117.5          | 27.3                  | 0.538                       | 9.6      |
| Down-link | LTE 15MHz (QPSK)   | 2145            | 27.0                  | 0.499                       | 9.5      |
| Down-link | LTE 15MHz (QPSK)   | 2172.5          | 26.2                  | 0.416                       | 9.7      |
| Down-link | LTE 15MHz (16QAM)  | 2117.5          | 27.3                  | 0.537                       | 9.6      |
| Down-link | LTE 15MHz (16QAM)  | 2145            | 27.0                  | 0.498                       | 9.6      |
| Down-link | LTE 15MHz (16QAM)  | 2172.5          | 26.4                  | 0.433                       | 9.6      |
| Down-link | LTE 15MHz (64QAM)  | 2117.5          | 27.3                  | 0.537                       | 9.6      |
| Down-link | LTE 15MHz (64QAM)  | 2145            | 27.0                  | 0.499                       | 9.5      |
| Down-link | LTE 15MHz (64QAM)  | 2172.5          | 26.3                  | 0.431                       | 9.6      |
| Down-link | LTE 15MHz (256QAM) | 2117.5          | 27.3                  | 0.537                       | 9.6      |
| Down-link | LTE 15MHz (256QAM) | 2145            | 27.0                  | 0.497                       | 9.5      |
| Down-link | LTE 15MHz (256QAM) | 2172.5          | 26.3                  | 0.430                       | 9.6      |



Channel: BOTTOM, Modulation: QPSK, BW=15MHz, Channel Power



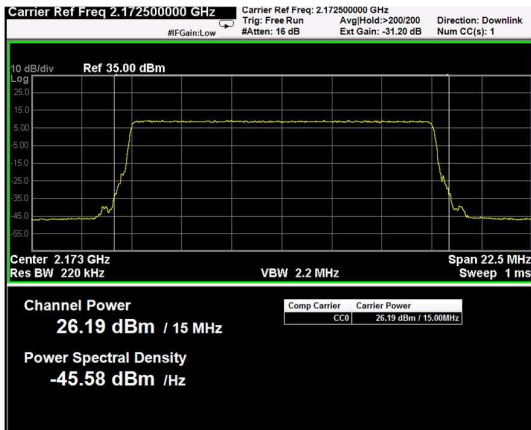
Channel: BOTTOM, Modulation: QPSK, BW=15MHz, CCDF



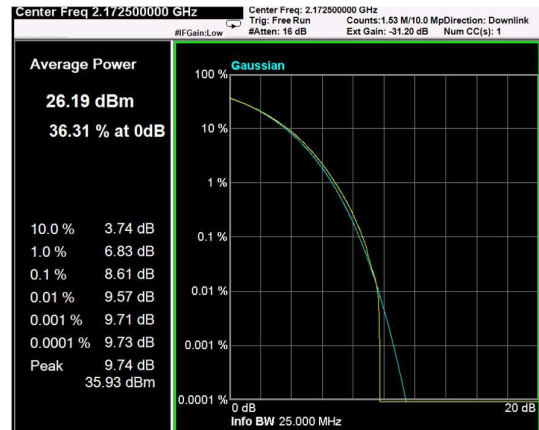
Channel: MIDDLE, Modulation: QPSK, BW=15MHz, Channel Power



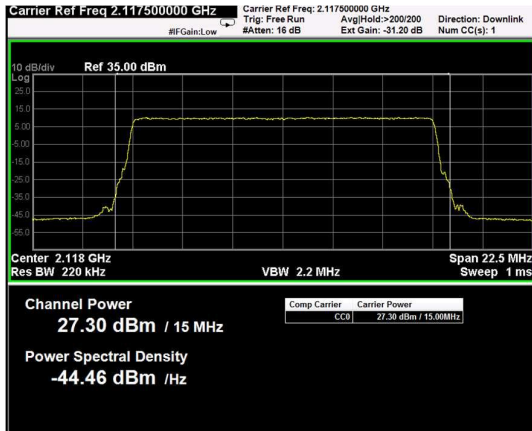
Channel: MIDDLE, Modulation: QPSK, BW=15MHz, CCDF



Channel: TOP, Modulation: QPSK, BW=15MHz, Channel Power



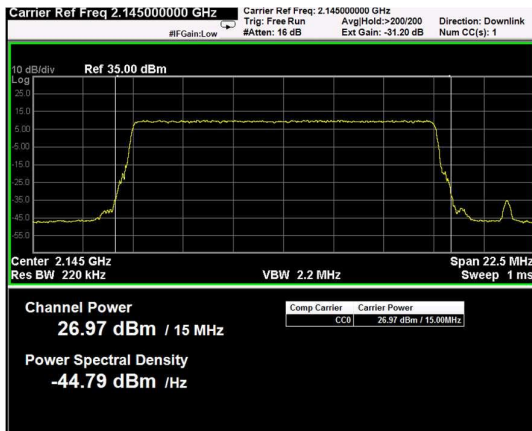
Channel: TOP, Modulation: QPSK, BW=15MHz, CCDF



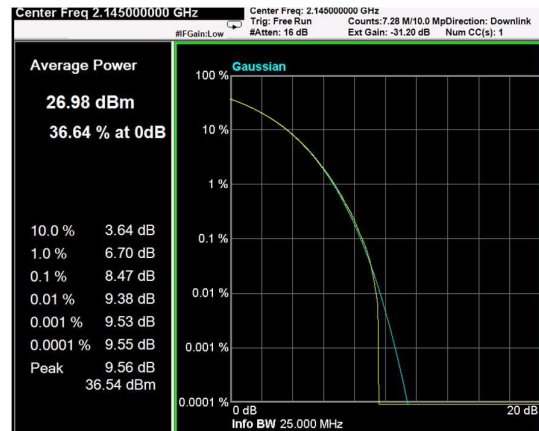
Channel: BOTTOM, Modulation: 16QAM, BW=15MHz, Channel Power



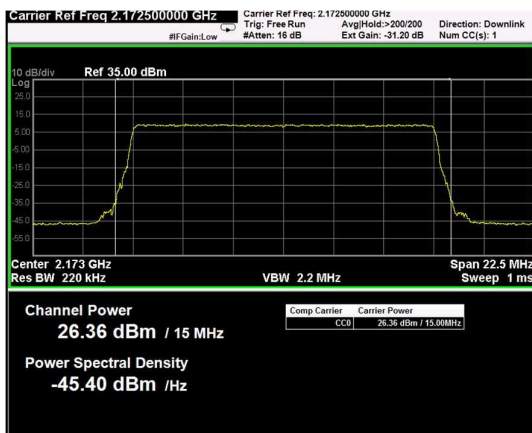
Channel: BOTTOM, Modulation: 16QAM, BW=15MHz, CCDF



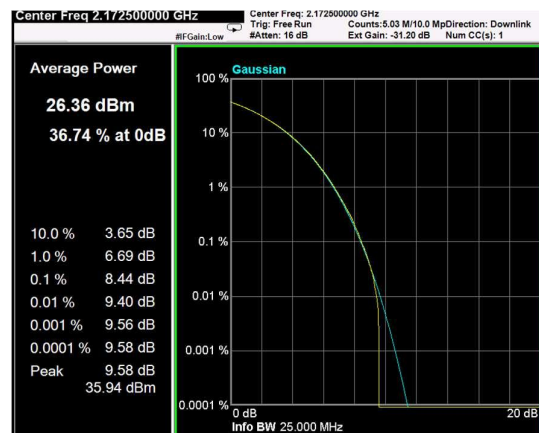
Channel: MIDDLE, Modulation: 16QAM, BW=15MHz, Channel Power



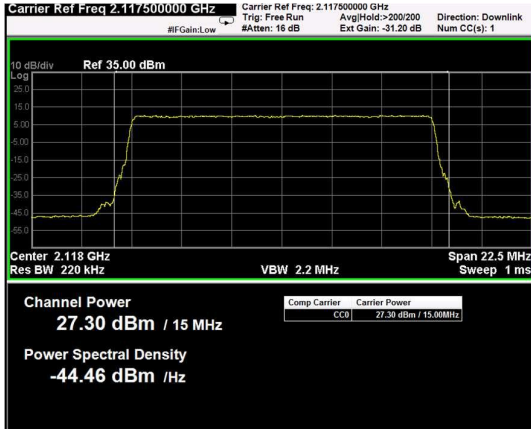
Channel: MIDDLE, Modulation: 16QAM, BW=15MHz, CCDF



Channel: TOP, Modulation: 16QAM, BW=15MHz, Channel Power



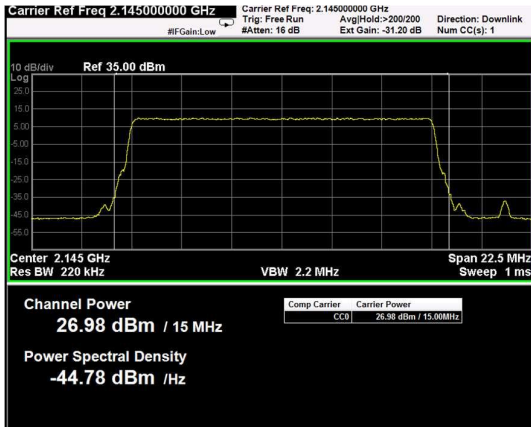
Channel: TOP, Modulation: 16QAM, BW=15MHz, CCDF



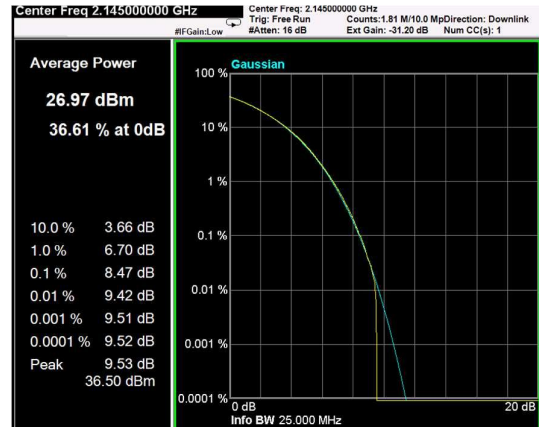
Channel: BOTTOM, Modulation: 64QAM, BW=15MHz, Channel Power



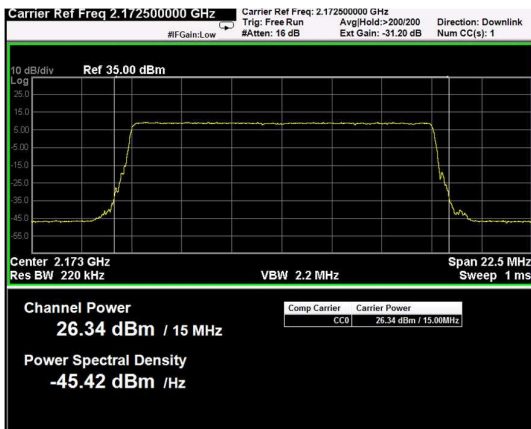
Channel: BOTTOM, Modulation: 64QAM, BW=15MHz, CCDF



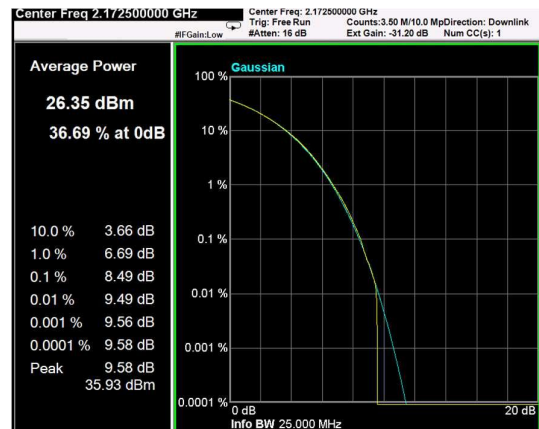
Channel: MIDDLE, Modulation: 64QAM, BW=15MHz, Channel Power



Channel: MIDDLE, Modulation: 64QAM, BW=15MHz, CCDF



Channel: TOP, Modulation: 64QAM, BW=15MHz, Channel Power



Channel: TOP, Modulation: 64QAM, BW=15MHz, CCDF