

Targus®

# BLUETOOTH MOBILE SPEAKER

for iPod®/iPhone®/iPad®/Android™

*User's Manual*



Item #TA-22MBSP



## **Sakar One Year Warranty**

This warranty covers the original consumer purchaser only and is not transferable.

This warranty covers products that fail to function properly UNDER NORMAL USAGE, due to defects in material or workmanship. Your product will be repaired or replaced at no charge for parts or labor for a period of one year.

### **What Is Not Covered by Warranty**

Damages or malfunctions not resulting from defects in material or workmanship and damages or malfunctions from other than normal use, including but not limited to, repair by unauthorized parties, tampering, modification or accident.

### **To Obtain Warranty Service and Troubleshooting Information:**

Call 1-800-592-9541 in the U.S. or 011-44-800-917- 4831 in the UK or visit our website at [www.sakar.com](http://www.sakar.com).

To receive Warranty service along with the name and address of an authorized product service center, the original consumer purchaser must contact us for problem determination and service procedures. Proof of purchase in the form of a bill of sale or receipted invoice, evidencing that the Product is within the applicable Warranty period(s), MUST be presented in order to obtain the requested service. It is your responsibility to properly package and send any defective products along with a dated copy of proof of purchase, a written explanation of the problem, and a valid return address to the authorized service center at your expense. Do not include any other items or accessories with the defective product. Any products received by the authorized service center that are not covered by warranty will be returned unrepaid.

### **Sakar One Year Warranty (continued)**

**NO WARRANTIES, WHETHER EXPRESS OR IMPLIED, INCLUDING, BUT NOT LIMITED TO, ANY IMPLIED WARRANTIES OF MERCHANTABILITY OR FITNESS FOR A PARTICULAR PURPOSE, OTHER THAN THOSE EXPRESSLY DESCRIBED ABOVE SHALL APPLY. DISTRIBUTOR FURTHER DISCLAIMS ALL WARRANTIES AFTER THE EXPRESS WARRANTY PERIOD STATED ABOVE. NO OTHER EXPRESS WARRANTY OR GUARANTY GIVEN BY ANY PERSON, FIRM OR ENTITY WITH RESPECT TO THE PRODUCT SHALL BE BINDING ON DISTRIBUTOR. REPAIR, REPLACEMENT, OR REFUND OF THE ORIGINAL PURCHASE PRICE - AT DISTRIBUTOR'S SOLE DISCRETION - ARE THE EXCLUSIVE REMEDIES OF THE CONSUMER. IN NO EVENT WILL DISTRIBUTOR, ITS MANUFACTURERS, OR SAKAR INT. BE LIABLE FOR ANY INCIDENTAL, DIRECT, INDIRECT, SPECIAL, PUNITIVE OR CONSEQUENTIAL DAMAGES (SUCH AS, BUT NOT LIMITED TO, DAMAGES FOR LOSS OF PROFITS, BUSINESS, SAVINGS, DATA OR RECORDS) CAUSED BY THE USE, MISUSE OR INABILITY TO USE THE PRODUCT. EXCEPT AS STATED HEREIN, NO OTHER WARRANTIES SHALL APPLY. NOTWITHSTANDING THE FOREGOING, CONSUMER'S RECOVERY AGAINST DISTRIBUTOR SHALL NOT EXCEED THE PURCHASE PRICE OF THE PRODUCT SOLD BY DISTRIBUTOR. THIS WARRANTY SHALL NOT EXTEND TO ANYONE OTHER THAN THE ORIGINAL CONSUMER WHO PURCHASED THE PRODUCT AND IS NOT TRANSFERABLE.**

**Some countries, states or provinces do not allow the exclusion or limitation of incidental or consequential damages or allow limitations on warranties, so limitation or exclusions may not apply to you. This warranty gives you specific legal rights, and you may have other rights that vary from state to state or province to province. Contact your authorized retailer to determine if another warranty applies. This product is manufactured, distributed and sold by SAKAR International, Inc. All other trademarks are the property of the respective owner, who has not sponsored, endorsed or approved this product.**

## Introduction

Thank you for purchasing the Targus Bluetooth Mobile Speaker, Item TA-22MBSP. You can use this item with iPads, iPhones, iPods and many types of smartphones to stream music, and enjoy hands-free calling. In order to get the best results when using this device, please read this manual first before using.

## Features

- Volume and Song Control
- Stunning Sound Clarity
- Ultra Portable Design
- Great for Parties
- Allows You to Make and Answer Phone Calls

## Specifications

**Loudspeaker:** 4Ω 3W

**Built-in Power:** Li-ion 400mah

**Dimensions:** 72mm(w)×72mm (L)×63 mm(H)

**SNR:** 80±3db

**Wireless Working Frequency:** 2.402-2.480GHz

**Wireless Transmission Distance:** up to 10m

**Weight:** 129g

**Speaker Dimension:** 45mm

**Charging Time:** 1-2 hours

## Package Contents

-Bluetooth Mobile Speaker



-USB Charging Cable



-User's Manual with Warranty Information

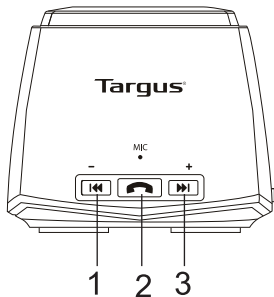


## Important Safety Precautions

When using your Bluetooth Mobile Speaker, basic safety precautions should always be followed, including the following:

1. To avoid electrical hazards, do not expose to water or moisture.
2. Keep this product and its charging cable away from excessive heat.
3. Do not operate this device with a damaged cable or after it has malfunctioned or has been damaged in any manner. Return to the nearest authorized service facilities for examination, repair, or adjustments.
4. Do not disassemble your device.
5. Only use your device on a flat, stable surface.

## A Quick Look at Your Device



Front View

### 1. Previous ◀◀

*Press to access the last track in a playlist. Press and hold to lower the volume.*

### 2. Phone ☎

*Press this button to activate the speaker phone function. When music is playing, press to play or pause a track.*

### 3. Next ▶▶

*Press to access the next track in a playlist. Press and hold to increase the volume.*



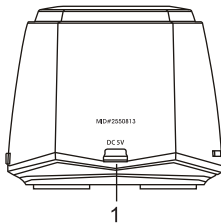
## A Quick Look at Your Device (continued)

### 1. Charging Port

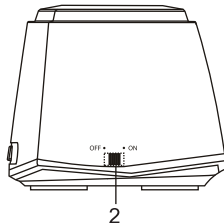
*You can plug one end of the included USB Charging Cable into this jack, while plugging the other end into a USB port on your computer in order to charge your speaker's built in lithium battery.*

### 2. ON/OFF Switch

*Slide this switch to the ON position to power on your speaker. Slide this switch to the OFF position to power off your speaker*



Side View 1



Side View 2

## Charging Your Speaker

1. Connect one end of the included USB Charging Cable to the Charging Port on your speaker. Then plug the other end of the USB Charging Cable into a suitable USB port on your computer to recharge your speaker's internal rechargeable battery.

NOTE: The internal battery of your speaker takes approximately two hours to charge when completely drained.

2. When charging, a red LED light will illuminate to indicate that the unit is charging. The red light will turn off when your unit is fully charged.

## Understanding the LED Status Lights

### **When Charging Your Speaker**

*Solid Red LED = Charging*

*Red LED OFF = Charge Complete*

### **When Pairing Your Speaker to a Bluetooth Audio Source**

*Blinking Blue LED: Bluetooth not connected. (Ready to pair.)*

*Solid Blue LED: Bluetooth connected.*



## Pairing Bluetooth Devices to Your Speaker

In order to pair your Bluetooth audio device to your Bluetooth Mobile Speaker for the first time, follow the steps below:

- 1). Make sure your Bluetooth audio source is held within three meters of your speaker.
- 2). Slide the ON/OFF switch on your speaker to the ON position.  
The LED light will blink blue to indicate that you have entered pairing status.
- 3). Go to the Bluetooth Manager of your Bluetooth audio source. Please refer to the User's Manual of your Bluetooth audio source for more information.
- 4). Search Bluetooth devices and select your speaker to start connecting.
- 5). Enter "0000" if your device asks for the PIN code.
- 6). Once paired, the blue LED light will turn on steadily and you can use your speaker to listen to audio from your Bluetooth sound source.

## Using the Hands-Free Function

When an iPhone or other smartphone is connected to your speaker follow the steps below to take calls hands-free.

1. Press "  " to pick up the call.
2. During a call: Press "  " again to hang up the call.

This device complies with Part 15 of the FCC Rules. Operation is subject to the following two conditions:(1) this device may not cause harmful interference, and (2) this device must accept any interference received, including interference that may cause undesired operation.

Caution: changes or modifications not expressly approved by the party responsible for compliance could void the user's authority to operate the equipment.

NOTE: This equipment has been tested and found to comply with the limits for a Class B digital device, pursuant to Part 15 of the FCC Rules. These limits are designed to provide reasonable protection against harmful interference in a residential installation. This equipment generates, uses and can radiate radio frequency energy and, if not installed and used in accordance with the manufacturer's instruction manual, may cause harmful interference to radio or television reception, which can be determined by turning the equipment off and on. The user is encouraged to try to correct the interference by one or more of the following measures:

- Reorient or relocate the receiving antenna.
- Increase the separation between the equipment and receiver.
- Connect the equipment into an outlet on a circuit different from that to which the receiver is connected.
- Consult the dealer or experienced radio/TV technician for help.

A00-070713

The apparatus is used in moderate climates

The battery shall not be exposed to excessive heat such as sunshine, fire or the like.

**CAUTION:** Danger of explosion if battery is incorrectly replaced. Replace only with the same or equivalent type.

This marking indicates that this product should not be disposed with other household wastes throughout the EU.

To prevent possible harm to the environment or human health from uncontrolled waste disposal, recycle it responsibly to promote the sustainable reuse of material resources. To return your used device, please use the return and collection systems or contact the retailer where the product was purchased. They can take this product for environmental safe.





**Targus®**