

Measurement Results

No.1-4835/22-02-04_Annex_MR_A1

Test logging

This document is electronically signed and valid without handwritten signature.
For verification of the electronic signatures, the public keys can be requested at the testing laboratory.

Document authorized:

Michael Dorongovski
Lab Manager
Radio Communications

Table of Content

| | |
|---|-----|
| # Message with SA scan ~ | 6 |
| Common 5Gx 6Gx # Peak output power 3MHz/3MHz ~ WLAN5Gx a mode U-NII-1 | 7 |
| FCC 15.247 # Max output power and psd ~ WLAN5Gx a mode U-NII-1 | 9 |
| ISED RSS247 # Max output power and psd ~ WLAN5Gx a mode U-NII-1 | 13 |
| FCC 15.407, ISED RSS247 # Bandwidths 99PCT and 26dB ~ WLAN5Gx a mode U-NII-1 | 17 |
| # Message with SA scan ~ | 21 |
| Common 5Gx 6Gx # Peak output power 3MHz/3MHz ~ WLAN5Gx a mode U-NII-1 | 22 |
| FCC 15.247 # Max output power and psd ~ WLAN5Gx a mode U-NII-1 | 24 |
| ISED RSS247 # Max output power and psd ~ WLAN5Gx a mode U-NII-1 | 28 |
| FCC 15.407, ISED RSS247 # Bandwidths 99PCT and 26dB ~ WLAN5Gx a mode U-NII-1 | 32 |
| # Message with SA scan ~ | 36 |
| Common 5Gx 6Gx # Peak output power 3MHz/3MHz ~ WLAN5Gx a mode U-NII-1 | 37 |
| FCC 15.247 # Max output power and psd ~ WLAN5Gx a mode U-NII-1 | 39 |
| ISED RSS247 # Max output power and psd ~ WLAN5Gx a mode U-NII-1 | 43 |
| FCC 15.407, ISED RSS247 # Bandwidths 99PCT and 26dB ~ WLAN5Gx a mode U-NII-1 | 47 |
| # Message with SA scan ~ | 51 |
| Common 5Gx 6Gx # Peak output power 3MHz/3MHz ~ WLAN5Gx a mode U-NII-2A | 52 |
| FCC 15.247 # Max output power and psd ~ WLAN5Gx a mode U-NII-2A | 54 |
| ISED RSS247 # Max output power and psd ~ WLAN5Gx a mode U-NII-2A | 58 |
| FCC 15.407, ISED RSS247 # Bandwidths 99PCT and 26dB ~ WLAN5Gx a mode U-NII-2A | 62 |
| # Message with SA scan ~ | 66 |
| Common 5Gx 6Gx # Peak output power 3MHz/3MHz ~ WLAN5Gx a mode U-NII-2A | 67 |
| FCC 15.247 # Max output power and psd ~ WLAN5Gx a mode U-NII-2A | 69 |
| ISED RSS247 # Max output power and psd ~ WLAN5Gx a mode U-NII-2A | 73 |
| FCC 15.407, ISED RSS247 # Bandwidths 99PCT and 26dB ~ WLAN5Gx a mode U-NII-2A | 77 |
| # Message with SA scan ~ | 81 |
| Common 5Gx 6Gx # Peak output power 3MHz/3MHz ~ WLAN5Gx a mode U-NII-2A | 82 |
| FCC 15.247 # Max output power and psd ~ WLAN5Gx a mode U-NII-2A | 84 |
| ISED RSS247 # Max output power and psd ~ WLAN5Gx a mode U-NII-2A | 88 |
| FCC 15.407, ISED RSS247 # Bandwidths 99PCT and 26dB ~ WLAN5Gx a mode U-NII-2A | 92 |
| # Message with SA scan ~ | 96 |
| Common 5Gx 6Gx # Peak output power 3MHz/3MHz ~ WLAN5Gx a mode U-NII-2C | 97 |
| FCC 15.247 # Max output power and psd ~ WLAN5Gx a mode U-NII-2C | 99 |
| ISED RSS247 # Max output power and psd ~ WLAN5Gx a mode U-NII-2C | 103 |
| FCC 15.407, ISED RSS247 # Bandwidths 99PCT and 26dB ~ WLAN5Gx a mode U-NII-2C | 107 |
| # Message with SA scan ~ | 111 |
| Common 5Gx 6Gx # Peak output power 3MHz/3MHz ~ WLAN5Gx a mode U-NII-2C | 112 |
| FCC 15.247 # Max output power and psd ~ WLAN5Gx a mode U-NII-2C | 114 |
| ISED RSS247 # Max output power and psd ~ WLAN5Gx a mode U-NII-2C | 118 |
| FCC 15.407, ISED RSS247 # Bandwidths 99PCT and 26dB ~ WLAN5Gx a mode U-NII-2C | 122 |
| # Message with SA scan ~ | 126 |

| | |
|--|-----|
| Common 5Gx 6Gx # Peak output power 3MHz/3MHz ~ WLAN5Gx a mode U-NII-2C | 127 |
| FCC 15.247 # Max output power and psd ~ WLAN5Gx a mode U-NII-2C | 129 |
| ISED RSS247 # Max output power and psd ~ WLAN5Gx a mode U-NII-2C | 133 |
| FCC 15.407, ISED RSS247 # Bandwidths 99PCT and 26dB ~ WLAN5Gx a mode U-NII-2C | 137 |
| # Message with SA scan ~ | 141 |
| Common 5Gx 6Gx # Peak output power 3MHz/3MHz ~ WLAN5Gx a mode U-NII-3 | 142 |
| FCC 15.247 # Max output power and psd ~ WLAN5Gx a mode U-NII-3 | 144 |
| ISED RSS247 # Max output power and psd ~ WLAN5Gx a mode U-NII-3 | 148 |
| FCC 15.407, ISED RSS247 # Bandwidths 99PCT and 26dB ~ WLAN5Gx a mode U-NII-3 | 152 |
| FCC 15.407, ISED RSS247 # Minimum emission bandwidth ~ WLAN5Gx a mode U-NII-3 | 156 |
| # Message with SA scan ~ | 158 |
| Common 5Gx 6Gx # Peak output power 3MHz/3MHz ~ WLAN5Gx a mode U-NII-3 | 159 |
| FCC 15.247 # Max output power and psd ~ WLAN5Gx a mode U-NII-3 | 161 |
| ISED RSS247 # Max output power and psd ~ WLAN5Gx a mode U-NII-3 | 165 |
| FCC 15.407, ISED RSS247 # Bandwidths 99PCT and 26dB ~ WLAN5Gx a mode U-NII-3 | 169 |
| FCC 15.407, ISED RSS247 # Minimum emission bandwidth ~ WLAN5Gx a mode U-NII-3 | 173 |
| # Message with SA scan ~ | 175 |
| Common 5Gx 6Gx # Peak output power 3MHz/3MHz ~ WLAN5Gx a mode U-NII-3 | 176 |
| FCC 15.247 # Max output power and psd ~ WLAN5Gx a mode U-NII-3 | 178 |
| ISED RSS247 # Max output power and psd ~ WLAN5Gx a mode U-NII-3 | 182 |
| FCC 15.407, ISED RSS247 # Bandwidths 99PCT and 26dB ~ WLAN5Gx a mode U-NII-3 | 186 |
| FCC 15.407, ISED RSS247 # Minimum emission bandwidth ~ WLAN5Gx a mode U-NII-3 | 190 |
| # Message with SA scan ~ | 192 |
| Common 5Gx 6Gx # Peak output power 3MHz/3MHz ~ WLAN5Gx n-HT20 mode U-NII-1 | 193 |
| FCC 15.247 # Max output power and psd ~ WLAN5Gx n-HT20 mode U-NII-1 | 195 |
| ISED RSS247 # Max output power and psd ~ WLAN5Gx n-HT20 mode U-NII-1 | 199 |
| FCC 15.407, ISED RSS247 # Bandwidths 99PCT and 26dB ~ WLAN5Gx n-HT20 mode U-NII-1 | 203 |
| # Message with SA scan ~ | 207 |
| Common 5Gx 6Gx # Peak output power 3MHz/3MHz ~ WLAN5Gx n-HT20 mode U-NII-1 | 208 |
| FCC 15.247 # Max output power and psd ~ WLAN5Gx n-HT20 mode U-NII-1 | 210 |
| ISED RSS247 # Max output power and psd ~ WLAN5Gx n-HT20 mode U-NII-1 | 214 |
| FCC 15.407, ISED RSS247 # Bandwidths 99PCT and 26dB ~ WLAN5Gx n-HT20 mode U-NII-1 | 218 |
| # Message with SA scan ~ | 222 |
| Common 5Gx 6Gx # Peak output power 3MHz/3MHz ~ WLAN5Gx n-HT20 mode U-NII-1 | 223 |
| FCC 15.247 # Max output power and psd ~ WLAN5Gx n-HT20 mode U-NII-1 | 225 |
| ISED RSS247 # Max output power and psd ~ WLAN5Gx n-HT20 mode U-NII-1 | 229 |
| FCC 15.407, ISED RSS247 # Bandwidths 99PCT and 26dB ~ WLAN5Gx n-HT20 mode U-NII-1 | 233 |
| # Message with SA scan ~ | 237 |
| Common 5Gx 6Gx # Peak output power 3MHz/3MHz ~ WLAN5Gx n-HT20 mode U-NII-2A | 238 |
| FCC 15.247 # Max output power and psd ~ WLAN5Gx n-HT20 mode U-NII-2A | 240 |
| ISED RSS247 # Max output power and psd ~ WLAN5Gx n-HT20 mode U-NII-2A | 244 |
| FCC 15.407, ISED RSS247 # Bandwidths 99PCT and 26dB ~ WLAN5Gx n-HT20 mode U-NII-2A | 248 |
| # Message with SA scan ~ | 252 |
| Common 5Gx 6Gx # Peak output power 3MHz/3MHz ~ WLAN5Gx n-HT20 mode U-NII-2A | 253 |

| | |
|--|-----|
| FCC 15.247 # Max output power and psd ~ WLAN5Gx n-HT20 mode U-NII-2A | 255 |
| ISED RSS247 # Max output power and psd ~ WLAN5Gx n-HT20 mode U-NII-2A | 259 |
| FCC 15.407, ISED RSS247 # Bandwidths 99PCT and 26dB ~ WLAN5Gx n-HT20 mode U-NII-2A | 263 |
| # Message with SA scan ~ | 267 |
| Common 5Gx 6Gx # Peak output power 3MHz/3MHz ~ WLAN5Gx n-HT20 mode U-NII-2A | 268 |
| FCC 15.247 # Max output power and psd ~ WLAN5Gx n-HT20 mode U-NII-2A | 270 |
| ISED RSS247 # Max output power and psd ~ WLAN5Gx n-HT20 mode U-NII-2A | 274 |
| FCC 15.407, ISED RSS247 # Bandwidths 99PCT and 26dB ~ WLAN5Gx n-HT20 mode U-NII-2A | 278 |
| # Message with SA scan ~ | 282 |
| Common 5Gx 6Gx # Peak output power 3MHz/3MHz ~ WLAN5Gx n-HT20 mode U-NII-2C | 283 |
| FCC 15.247 # Max output power and psd ~ WLAN5Gx n-HT20 mode U-NII-2C | 285 |
| ISED RSS247 # Max output power and psd ~ WLAN5Gx n-HT20 mode U-NII-2C | 289 |
| FCC 15.407, ISED RSS247 # Bandwidths 99PCT and 26dB ~ WLAN5Gx n-HT20 mode U-NII-2C | 293 |
| # Message with SA scan ~ | 297 |
| Common 5Gx 6Gx # Peak output power 3MHz/3MHz ~ WLAN5Gx n-HT20 mode U-NII-2C | 298 |
| FCC 15.247 # Max output power and psd ~ WLAN5Gx n-HT20 mode U-NII-2C | 300 |
| ISED RSS247 # Max output power and psd ~ WLAN5Gx n-HT20 mode U-NII-2C | 304 |
| FCC 15.407, ISED RSS247 # Bandwidths 99PCT and 26dB ~ WLAN5Gx n-HT20 mode U-NII-2C | 308 |
| # Message with SA scan ~ | 312 |
| Common 5Gx 6Gx # Peak output power 3MHz/3MHz ~ WLAN5Gx n-HT20 mode U-NII-2C | 313 |
| FCC 15.247 # Max output power and psd ~ WLAN5Gx n-HT20 mode U-NII-2C | 315 |
| ISED RSS247 # Max output power and psd ~ WLAN5Gx n-HT20 mode U-NII-2C | 319 |
| FCC 15.407, ISED RSS247 # Bandwidths 99PCT and 26dB ~ WLAN5Gx n-HT20 mode U-NII-2C | 323 |
| # Message with SA scan ~ | 327 |
| Common 5Gx 6Gx # Peak output power 3MHz/3MHz ~ WLAN5Gx n-HT20 mode U-NII-3 | 328 |
| FCC 15.247 # Max output power and psd ~ WLAN5Gx n-HT20 mode U-NII-3 | 330 |
| ISED RSS247 # Max output power and psd ~ WLAN5Gx n-HT20 mode U-NII-3 | 334 |
| FCC 15.407, ISED RSS247 # Bandwidths 99PCT and 26dB ~ WLAN5Gx n-HT20 mode U-NII-3 | 338 |
| FCC 15.407, ISED RSS247 # Minimum emission bandwidth ~ WLAN5Gx n-HT20 mode U-NII-3 | 342 |
| # Message with SA scan ~ | 344 |
| Common 5Gx 6Gx # Peak output power 3MHz/3MHz ~ WLAN5Gx n-HT20 mode U-NII-3 | 345 |
| FCC 15.247 # Max output power and psd ~ WLAN5Gx n-HT20 mode U-NII-3 | 347 |
| ISED RSS247 # Max output power and psd ~ WLAN5Gx n-HT20 mode U-NII-3 | 351 |
| FCC 15.407, ISED RSS247 # Bandwidths 99PCT and 26dB ~ WLAN5Gx n-HT20 mode U-NII-3 | 355 |
| FCC 15.407, ISED RSS247 # Minimum emission bandwidth ~ WLAN5Gx n-HT20 mode U-NII-3 | 359 |
| # Message with SA scan ~ | 361 |
| Common 5Gx 6Gx # Peak output power 3MHz/3MHz ~ WLAN5Gx n-HT20 mode U-NII-3 | 362 |
| FCC 15.247 # Max output power and psd ~ WLAN5Gx n-HT20 mode U-NII-3 | 364 |
| ISED RSS247 # Max output power and psd ~ WLAN5Gx n-HT20 mode U-NII-3 | 368 |
| FCC 15.407, ISED RSS247 # Bandwidths 99PCT and 26dB ~ WLAN5Gx n-HT20 mode U-NII-3 | 372 |
| FCC 15.407, ISED RSS247 # Minimum emission bandwidth ~ WLAN5Gx n-HT20 mode U-NII-3 | 376 |
| # Message with SA scan ~ | 378 |
| Common 5Gx 6Gx # Peak output power 3MHz/3MHz ~ WLAN5Gx n-HT40 mode U-NII-1 | 379 |
| FCC 15.247 # Max output power and psd ~ WLAN5Gx n-HT40 mode U-NII-1 | 381 |

| | |
|--|-----|
| ISED RSS247 # Max output power and psd ~ WLAN5Gx n-HT40 mode U-NII-1 | 385 |
| FCC 15.407, ISED RSS247 # Bandwidths 99PCT and 26dB ~ WLAN5Gx n-HT40 mode U-NII-1 | 389 |
| # Message with SA scan ~ | 393 |
| Common 5Gx 6Gx # Peak output power 3MHz/3MHz ~ WLAN5Gx n-HT40 mode U-NII-1 | 394 |
| FCC 15.247 # Max output power and psd ~ WLAN5Gx n-HT40 mode U-NII-1 | 396 |
| ISED RSS247 # Max output power and psd ~ WLAN5Gx n-HT40 mode U-NII-1 | 400 |
| FCC 15.407, ISED RSS247 # Bandwidths 99PCT and 26dB ~ WLAN5Gx n-HT40 mode U-NII-1 | 404 |
| # Message with SA scan ~ | 408 |
| Common 5Gx 6Gx # Peak output power 3MHz/3MHz ~ WLAN5Gx n-HT40 mode U-NII-2A | 409 |
| FCC 15.247 # Max output power and psd ~ WLAN5Gx n-HT40 mode U-NII-2A | 411 |
| ISED RSS247 # Max output power and psd ~ WLAN5Gx n-HT40 mode U-NII-2A | 415 |
| FCC 15.407, ISED RSS247 # Bandwidths 99PCT and 26dB ~ WLAN5Gx n-HT40 mode U-NII-2A | 419 |
| # Message with SA scan ~ | 423 |
| Common 5Gx 6Gx # Peak output power 3MHz/3MHz ~ WLAN5Gx n-HT40 mode U-NII-2A | 424 |
| FCC 15.247 # Max output power and psd ~ WLAN5Gx n-HT40 mode U-NII-2A | 426 |
| ISED RSS247 # Max output power and psd ~ WLAN5Gx n-HT40 mode U-NII-2A | 430 |
| FCC 15.407, ISED RSS247 # Bandwidths 99PCT and 26dB ~ WLAN5Gx n-HT40 mode U-NII-2A | 434 |
| # Message with SA scan ~ | 438 |
| Common 5Gx 6Gx # Peak output power 3MHz/3MHz ~ WLAN5Gx n-HT40 mode U-NII-2C | 439 |
| FCC 15.247 # Max output power and psd ~ WLAN5Gx n-HT40 mode U-NII-2C | 441 |
| ISED RSS247 # Max output power and psd ~ WLAN5Gx n-HT40 mode U-NII-2C | 445 |
| FCC 15.407, ISED RSS247 # Bandwidths 99PCT and 26dB ~ WLAN5Gx n-HT40 mode U-NII-2C | 449 |
| # Message with SA scan ~ | 453 |
| Common 5Gx 6Gx # Peak output power 3MHz/3MHz ~ WLAN5Gx n-HT40 mode U-NII-2C | 454 |
| FCC 15.247 # Max output power and psd ~ WLAN5Gx n-HT40 mode U-NII-2C | 456 |
| ISED RSS247 # Max output power and psd ~ WLAN5Gx n-HT40 mode U-NII-2C | 460 |
| FCC 15.407, ISED RSS247 # Bandwidths 99PCT and 26dB ~ WLAN5Gx n-HT40 mode U-NII-2C | 464 |
| # Message with SA scan ~ | 468 |
| Common 5Gx 6Gx # Peak output power 3MHz/3MHz ~ WLAN5Gx n-HT40 mode U-NII-2C | 469 |
| FCC 15.247 # Max output power and psd ~ WLAN5Gx n-HT40 mode U-NII-2C | 471 |
| ISED RSS247 # Max output power and psd ~ WLAN5Gx n-HT40 mode U-NII-2C | 475 |
| FCC 15.407, ISED RSS247 # Bandwidths 99PCT and 26dB ~ WLAN5Gx n-HT40 mode U-NII-2C | 479 |
| # Message with SA scan ~ | 483 |
| Common 5Gx 6Gx # Peak output power 3MHz/3MHz ~ WLAN5Gx n-HT40 mode U-NII-3 | 484 |
| FCC 15.247 # Max output power and psd ~ WLAN5Gx n-HT40 mode U-NII-3 | 486 |
| ISED RSS247 # Max output power and psd ~ WLAN5Gx n-HT40 mode U-NII-3 | 490 |
| FCC 15.407, ISED RSS247 # Bandwidths 99PCT and 26dB ~ WLAN5Gx n-HT40 mode U-NII-3 | 494 |
| FCC 15.407, ISED RSS247 # Minimum emission bandwidth ~ WLAN5Gx n-HT40 mode U-NII-3 | 498 |
| # Message with SA scan ~ | 500 |
| Common 5Gx 6Gx # Peak output power 3MHz/3MHz ~ WLAN5Gx n-HT40 mode U-NII-3 | 501 |
| FCC 15.247 # Max output power and psd ~ WLAN5Gx n-HT40 mode U-NII-3 | 503 |
| ISED RSS247 # Max output power and psd ~ WLAN5Gx n-HT40 mode U-NII-3 | 507 |
| FCC 15.407, ISED RSS247 # Bandwidths 99PCT and 26dB ~ WLAN5Gx n-HT40 mode U-NII-3 | 511 |
| FCC 15.407, ISED RSS247 # Minimum emission bandwidth ~ WLAN5Gx n-HT40 mode U-NII-3 | 515 |

Message with SA scan ~

Test References

| | |
|-----------------------------------|-------------------------------------|
| TC Start | 27.10.2022 16:54:36 |
| Ambit Temp [°C] Humidity [rel%] | 27.8 43 |
| System Version | 3.3.1.6 |
| Test Specification | - |
| Test Method | |
| TC Version | 0.0.1 |
| My Description | Message with SA Scan a_mode_U_NII_1 |
| Add. Information | |

Test Parameter

| | |
|---------------|---|
| Switched Path | EUT - SignalingUnit - SpectrumAnalyzer |
| Message start | 27.10.2022 16:54:37 |
| Message | set WLAN5Gx to a_mode_U_NII_1, Frequency [MHz] 5180 , |

Test Equipment

| |
|--|
| Signal analyzer,Rohde&Schwarz,FSV-40,1321.3008K40/101353,3.70 |
| Switch matrix,Rohde&Schwarz,OSP-B157W8PLUS,1527.1144.05 / 100837,2.10.0.23 |

Common 5Gx 6Gx # Peak output power 3MHz/3MHz ~ WLAN5Gx a mode U-NII-1

Test References

| | |
|-----------------------------------|--|
| TC Start | 27.10.2022 16:58:00 |
| Ambit Temp [°C] Humidity [rel%] | 27.9 43 |
| System Version | 3.3.1.6 |
| Test Specification | Common 5Gx 6Gx - none |
| Test Method | |
| TC Version | 0.0.1 |
| My Description | Peak OP 3MHz/3MHz - WLAN5Gx a mode U-NII-1 |
| Add. Information | |

EUT Common Settings WLAN5Gx

| | |
|-------------------------|--------|
| Number of Antenna Ports | 1 |
| User Interaction | No |
| Device Class UNII_1 | Client |

Test Parameter

| | |
|--|--|
| Technology to test | WLAN5Gx a mode |
| Antenna Port used | 1 |
| Temperature | nom |
| Voltage | nom |
| Frequency low to test | True Freq [MHz] 5180 |
| Frequency mid to test | False Freq [MHz] 5200 |
| Frequency high to test | False Freq [MHz] 5240 |
| Auto Control enabled Power Supply Climatic Box | No No |
| Additional Path Loss [dB] | 1.4 |
| Switched Path | EUT - SignalingUnit - SpectrumAnalyzer |

Test Equipment

| |
|--|
| Signal analyzer,Rohde&Schwarz,FSV-40,1321.3008K40/101353,3.70 |
| Switch matrix,Rohde&Schwarz,OSP-B157W8PLUS,1527.1144.05 / 100837,2.10.0.23 |

Test at TX 5180 MHz

RESULT: Reference Power cond.

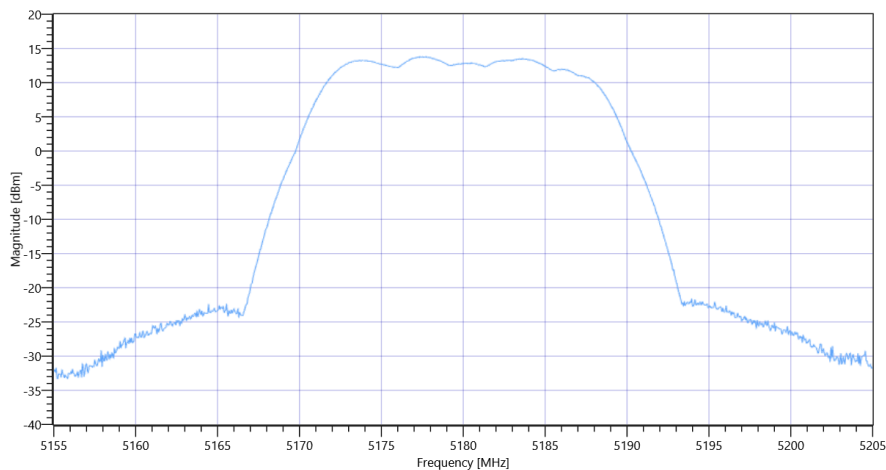
| Test Description | Lower Limit | Upper Limit | Measured | Unit | Verdict |
|-------------------------------|-------------|-------------|----------|------|---------|
| Ref. Power 1MHz/1MHz cond. | --- | --- | 7.10 | dBm | INFO |
| Ref. Frequency | --- | --- | 5182.000 | MHz | INFO |

READ SA SETTINGS:

| | |
|--|-----------------------|
| RefLevel [dBm] RefLevelOffset [dB] InpAtt [dB] | 19.10 4.79 30 |
| Start [MHz] Stop [MHz] | 5155.000 5205.000 |
| RBW [MHz] VBW [MHz] | 3.000000 3.000000 |
| Detector TraceMode | POS MAXH |
| Sweep: Time [ms] Count Points per Section Type | 300 20 1001 SWE |

RESULT

| Test Description | Lower Limit | Upper Limit | Measured | Unit | Verdict |
|-------------------|-------------|-------------|-----------|------|---------|
| Peak Power | --- | --- | 13.78 | dBm | INFO |
| Peak Power | --- | --- | 23.878113 | mW | INFO |
| Frequency at Peak | --- | --- | 5177.502 | MHz | INFO |



Common 5Gx 6Gx # Peak output power 3MHz-3MHz ~ WLAN5Gx a mode U-NII-1

FCC 15.247 # Max output power and psd ~ WLAN5Gx a mode U-NII-1

Test References

| | |
|-----------------------------------|--|
| TC Start | 27.10.2022 16:58:30 |
| Ambit Temp [°C] Humidity [rel%] | 27.9 43 |
| System Version | 3.3.1.6 |
| Test Specification | FCC 15.247 - |
| Test Method | KDB789033 D02, F, E.2.e. |
| TC Version | 0.0.1 |
| My Description | FCC 15.407 Max Output Power & PSD - WLAN5Gx a mode U-NII-1 |
| Add. Information | |

EUT Common Settings WLAN5Gx

| | |
|-------------------------|--------|
| Number of Antenna Ports | 1 |
| User Interaction | No |
| Device Class UNII_1 | Client |

Test Parameter

| | |
|--|--|
| Technology to test | WLAN5Gx a mode |
| Antenna Port used | 1 |
| Temperature | nom |
| Voltage | nom |
| Frequency low to test | True Freq [MHz] 5180 |
| Frequency mid to test | False Freq [MHz] 5200 |
| Frequency high to test | False Freq [MHz] 5240 |
| Auto Control enabled Power Supply Climatic Box | No No |
| Additional Path Loss [dB] | 1.4 |
| Switched Path | EUT - SignalingUnit - SpectrumAnalyzer |

Test Equipment

| |
|--|
| Signal analyzer,Rohde&Schwarz,FSV-40,1321.3008K40/101353,3.70 |
| Switch matrix,Rohde&Schwarz,OSP-B157W8PLUS,1527.1144.05 / 100837,2.10.0.23 |

Test at TX 5180 MHz

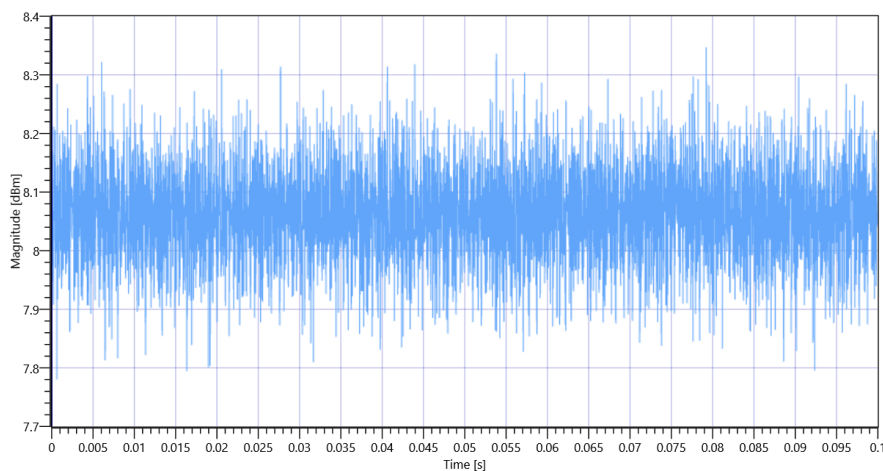
RESULT: Reference Power cond.

| Test Description | Lower Limit | Upper Limit | Measured | Unit | Verdict |
|-------------------------------|-------------|-------------|----------|------|---------|
| Ref. Power 1MHz/1MHz cond. | --- | --- | 7.04 | dBm | INFO |
| Ref. Frequency | --- | --- | 5183.000 | MHz | INFO |

Evaluation max. Duty Cycle

Duty Cycle evaluation

| Test Description | Lower Limit | Upper Limit | Measured | Unit | Verdict |
|--|-------------|-------------|----------|------|---------|
| No enough Bursts detected, Duty Cycle Burst Ratio set to 1 | | | | | |
| Duty Cycle (Burst Ratio) max | --- | --- | 1 | --- | INFO |
| Duty Cycle max | --- | --- | 0 | dB | INFO |
| Duty Cycle (Burst Ratio) min | --- | --- | 1 | --- | INFO |
| Duty Cycle min | --- | --- | 0 | dB | INFO |

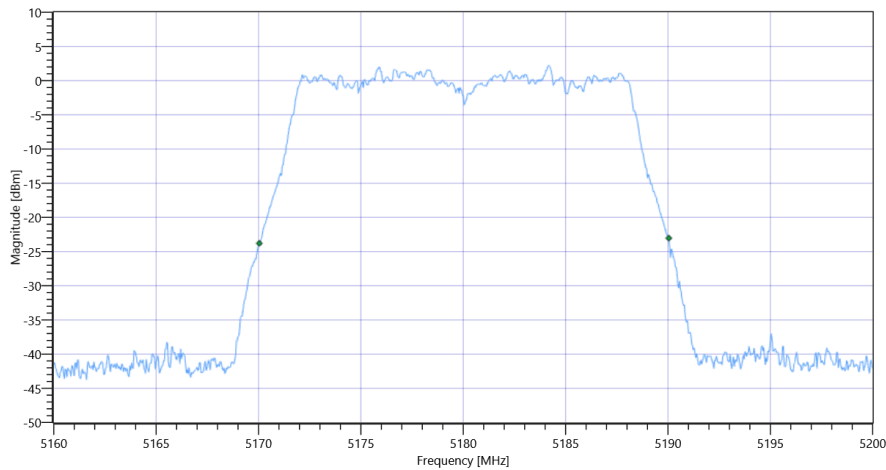


FCC 15.247 # Max output power and psd ~ WLAN5Gx a mode U-NII-1 5180 MHz - DutyCycle

Evaluation Bandwidth

RESULT

| Test Description | Lower Limit | Upper Limit | Measured | Unit | Verdict |
|------------------|-------------|-------------|-----------|------|---------|
| Bandwidth 26dB | --- | --- | 20 | MHz | INFO |
| T1 26dB | --- | --- | 5170.0400 | MHz | INFO |
| T2 26dB | --- | --- | 5190.0400 | MHz | INFO |



FCC 15.247 # Max output power and psd ~ WLAN5Gx a mode U-NII-1_BW

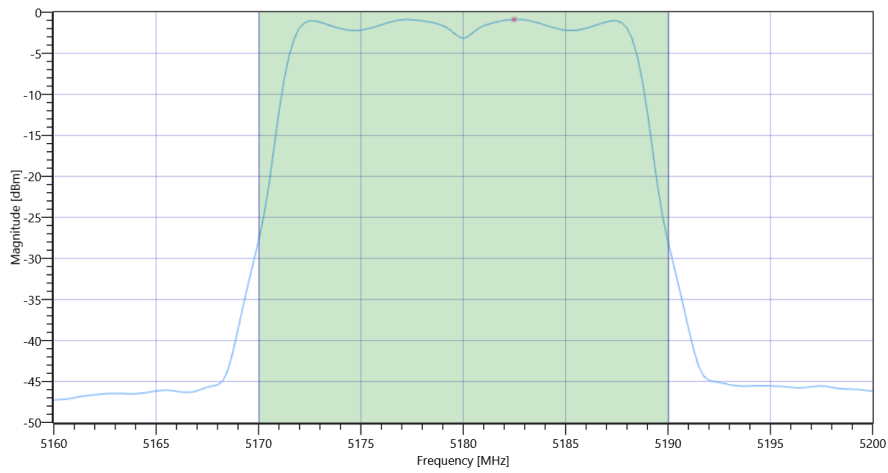
Maximum Output Power

READ SA SETTINGS:

| | |
|--|-----------------------|
| RefLevel [dBm] RefLevelOffset [dB] InpAtt [dB] | 19.04 4.79 30 |
| Start [MHz] Stop [MHz] | 5160.000 5200.000 |
| RBW [MHz] VBW [MHz] | 1.000000 3.000000 |
| Detector TraceMode | RMS MAXH |
| Sweep: Time [ms] Count Points per Section Type | 53700 1 161 SWE |

RESULT

| Test Description | Lower Limit | Upper Limit | Measured | Unit | Verdict |
|-------------------------------|-------------|-------------|----------|------|---------|
| Max Output Power | -- | -- | 10.43 | dBm | INFO |
| Duty Cycle Correction | -- | -- | 0 | dB | INFO |
| Limit absolute | | | | | |
| Max Output Power DC corrected | -- | 24 | 10.43 | dBm | PASS |
| Limit: 11 dBm + 10 log 20 | | | | | |
| Max Output Power DC corrected | -- | 24.01 | 10.43 | dBm | na |



FCC 15.247 # Max output power and psd ~ WLAN5Gx a mode U-NII-1 Max OP and PSD

Power Spectral Density

RESULT

| Test Description | Lower Limit | Upper Limit | Measured | Unit | Verdict |
|-------------------------------------|-------------|-------------|----------|----------|---------|
| Power Spectral Density | -- | -- | -0.87 | dBm/1MHz | INFO |
| Duty Cycle Correction | -- | -- | 0 | dB | INFO |
| Power Spectral Density DC corrected | -- | 11 | -0.87 | dBm/1MHz | PASS |

ISED RSS247 # Max output power and psd ~ WLAN5Gx a mode U-NII-1

Test References

| | |
|-----------------------------------|--|
| TC Start | 27.10.2022 17:00:21 |
| Ambit Temp [°C] Humidity [rel%] | 27.9 43 |
| System Version | 3.3.1.6 |
| Test Specification | ISED RSS247 - |
| Test Method | |
| TC Version | 0.0.1 |
| My Description | ISED Max Output Power & PSD - WLAN5Gx a mode U-NII-1 |
| Add. Information | |

EUT Common Settings WLAN5Gx

| | |
|-------------------------|--------|
| Number of Antenna Ports | 1 |
| User Interaction | No |
| Device Class UNII_1 | Client |

Test Parameter

| | |
|--|--|
| Technology to test | WLAN5Gx a mode |
| Antenna Port used | 1 |
| Temperature | nom |
| Voltage | nom |
| Frequency low to test | True Freq [MHz] 5180 |
| Frequency mid to test | False Freq [MHz] 5200 |
| Frequency high to test | False Freq [MHz] 5240 |
| Auto Control enabled Power Supply Climatic Box | No No |
| Additional Path Loss [dB] | 1.4 |
| Switched Path | EUT - SignalingUnit - SpectrumAnalyzer |

Test Equipment

| |
|--|
| Signal analyzer,Rohde&Schwarz,FSV-40,1321.3008K40/101353,3.70 |
| Switch matrix,Rohde&Schwarz,OSP-B157W8PLUS,1527.1144.05 / 100837,2.10.0.23 |

Test at TX 5180 MHz

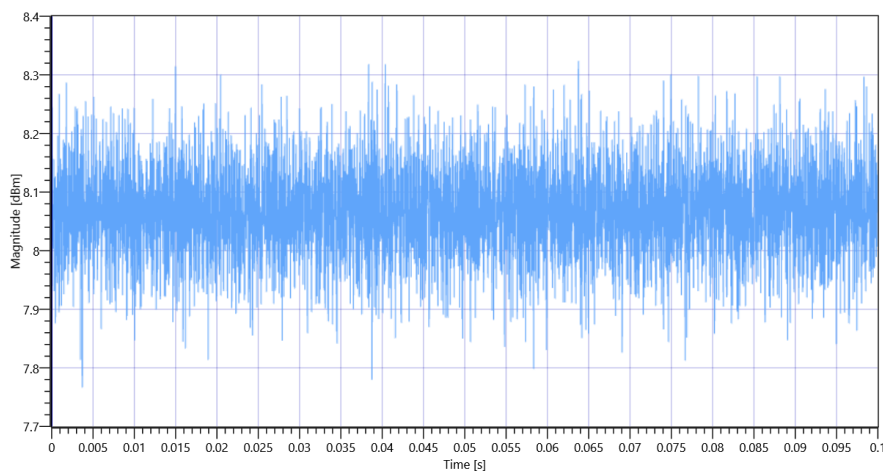
RESULT: Reference Power cond.

| Test Description | Lower Limit | Upper Limit | Measured | Unit | Verdict |
|-------------------------------|-------------|-------------|----------|------|---------|
| Ref. Power 1MHz/1MHz cond. | --- | --- | 7.26 | dBm | INFO |
| Ref. Frequency | --- | --- | 5182.400 | MHz | INFO |

Evaluation max. Duty Cycle

Duty Cycle evaluation

| Test Description | Lower Limit | Upper Limit | Measured | Unit | Verdict |
|--|-------------|-------------|----------|------|---------|
| No enough Bursts detected, Duty Cycle Burst Ratio set to 1 | | | | | |
| Duty Cycle (Burst Ratio) max | --- | --- | 1 | --- | INFO |
| Duty Cycle max | --- | --- | 0 | dB | INFO |
| Duty Cycle (Burst Ratio) min | --- | --- | 1 | --- | INFO |
| Duty Cycle min | --- | --- | 0 | dB | INFO |

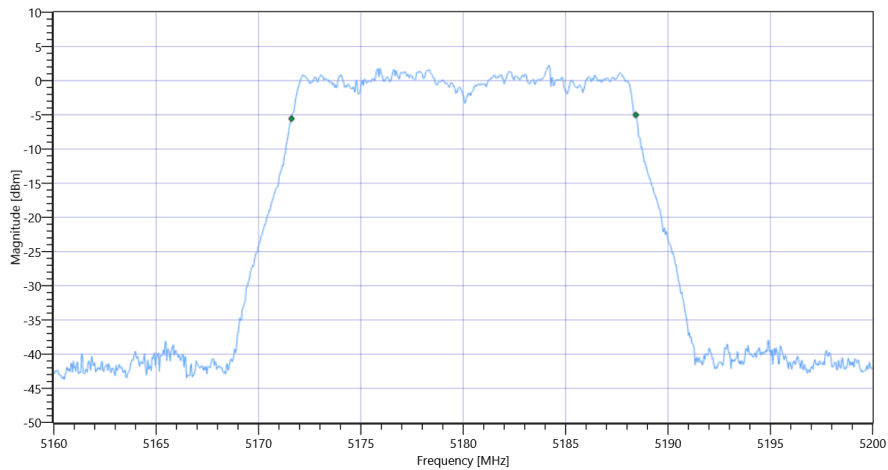


ISED RSS247 # Max output power and psd ~ WLAN5Gx a mode U-NII-1 5180 MHz - DutyCycle

Evaluation Bandwidth

RESULT

| Test Description | Lower Limit | Upper Limit | Measured | Unit | Verdict |
|------------------|-------------|-------------|-----------|------|---------|
| Bandwidth 99% | --- | --- | 16.823 | MHz | INFO |
| T1 99% | --- | --- | 5171.6084 | MHz | INFO |
| T2 99% | --- | --- | 5188.4316 | MHz | INFO |



ISED RSS247 # Max output power and psd ~ WLAN5Gx a mode U-NII-1_BW

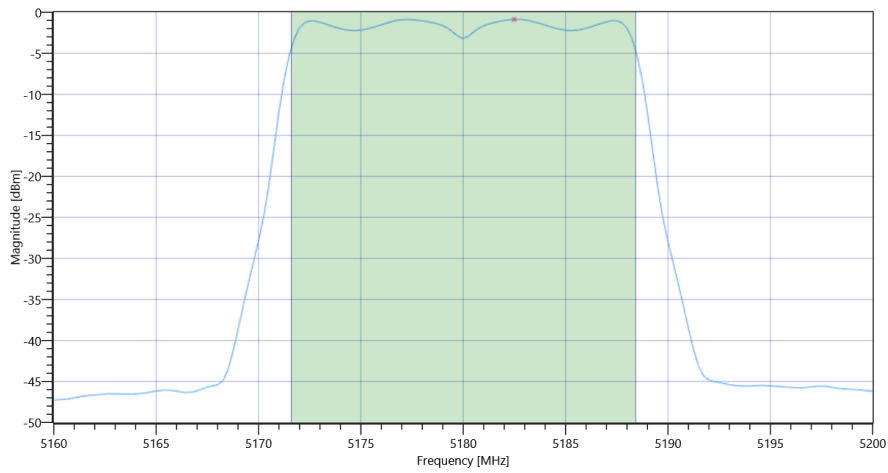
Maximum Output Power

READ SA SETTINGS:

| | |
|--|-----------------------|
| RefLevel [dBm] RefLevelOffset [dB] InpAtt [dB] | 19.26 4.79 30 |
| Start [MHz] Stop [MHz] | 5160.000 5200.000 |
| RBW [MHz] VBW [MHz] | 1.000000 3.000000 |
| Detector TraceMode | RMS MAXH |
| Sweep: Time [ms] Count Points per Section Type | 53700 1 161 SWE |

RESULT

| Test Description | Lower Limit | Upper Limit | Measured | Unit | Verdict |
|-------------------------------|-------------|-------------|----------|------|---------|
| Max Output Power | -- | -- | 10.35 | dBm | INFO |
| Duty Cycle Correction | -- | -- | 0 | dB | INFO |
| Limit absolute | | | | | |
| Max Output Power DC corrected | -- | 24 | 10.35 | dBm | na |
| Limit: 11 dBm + 10 log 16.823 | | | | | |
| Max Output Power DC corrected | -- | 23.26 | 10.35 | dBm | na |



ISED RSS247 # Max output power and psd ~ WLAN5Gx a mode U-NII-1 Max OP and PSD

Power Spectral Density

RESULT

| Test Description | Lower Limit | Upper Limit | Measured | Unit | Verdict |
|-------------------------------------|-------------|-------------|----------|----------|---------|
| Power Spectral Density | -- | -- | -0.87 | dBm/1MHz | INFO |
| Duty Cycle Correction | -- | -- | 0 | dB | INFO |
| Power Spectral Density DC corrected | -- | 11 | -0.87 | dBm/1MHz | PASS |

FCC 15.407, ISED RSS247 # Bandwidths 99PCT and 26dB ~ WLAN5Gx a mode U-NII-1

Test References

| | |
|-----------------------------------|--|
| TC Start | 27.10.2022 17:02:08 |
| Ambit Temp [°C] Humidity [rel%] | 27.9 43 |
| System Version | 3.3.1.6 |
| Test Specification | FCC 15.407, ISED RSS247 - |
| Test Method | 26dB Bandwidth KDB789033 D02, C.1 / ISED RSS-GEN |
| TC Version | 0.0.1 |
| My Description | FCC 15.407 Bandwidths - WLAN5Gx a mode U-NII-1 |
| Add. Information | |

EUT Common Settings WLAN5Gx

| | |
|-------------------------|--------|
| Number of Antenna Ports | 1 |
| User Interaction | No |
| Device Class UNII_1 | Client |

Test Parameter

| | |
|--|--|
| Technology to test | WLAN5Gx a mode |
| Antenna Port used | 1 |
| Temperature | nom |
| Voltage | nom |
| Frequency low to test | True Freq [MHz] 5180 |
| Frequency mid to test | False Freq [MHz] 5200 |
| Frequency high to test | False Freq [MHz] 5240 |
| Auto Control enabled Power Supply Climatic Box | No No |
| Additional Path Loss [dB] | 1.4 |
| Switched Path | EUT - SignalingUnit - SpectrumAnalyzer |

Test Equipment

| |
|--|
| Signal analyzer,Rohde&Schwarz,FSV-40,1321.3008K40/101353,3.70 |
| Switch matrix,Rohde&Schwarz,OSP-B157W8PLUS,1527.1144.05 / 100837,2.10.0.23 |

Test at TX 5180 MHz

RESULT: Reference Power cond.

| Test Description | Lower Limit | Upper Limit | Measured | Unit | Verdict |
|-------------------------------|-------------|-------------|----------|------|---------|
| Ref. Power 1MHz/1MHz cond. | --- | --- | 7.31 | dBm | INFO |
| Ref. Frequency | --- | --- | 5175.800 | MHz | INFO |

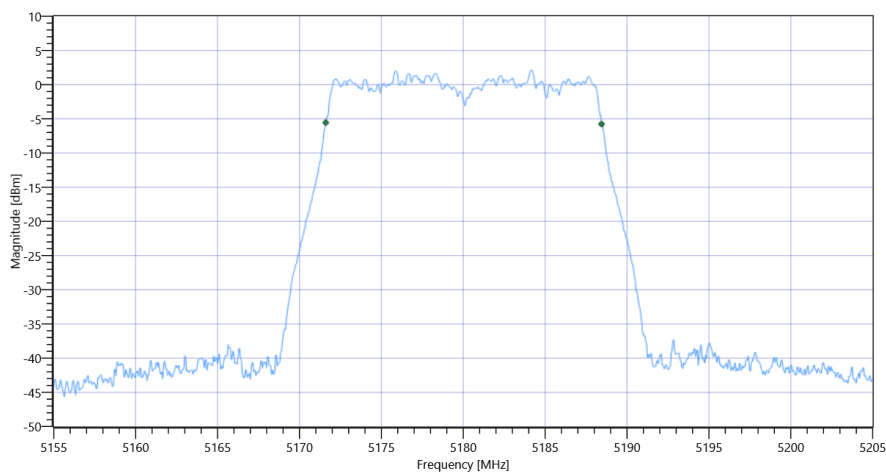
READ SA SETTINGS:

| | |
|--|-----------------------|
| RefLevel [dBm] RefLevelOffset [dB] InpAtt [dB] | 15.31 4.79 30 |
| Start [MHz] Stop [MHz] | 5155.000 5205.000 |
| RBW [MHz] VBW [MHz] | 0.300000 1.000000 |
| Detector TraceMode | POS MAXH |
| Sweep: Time [ms] Count Points per Section Type | 1 2500 1001 SWE |

RESULT

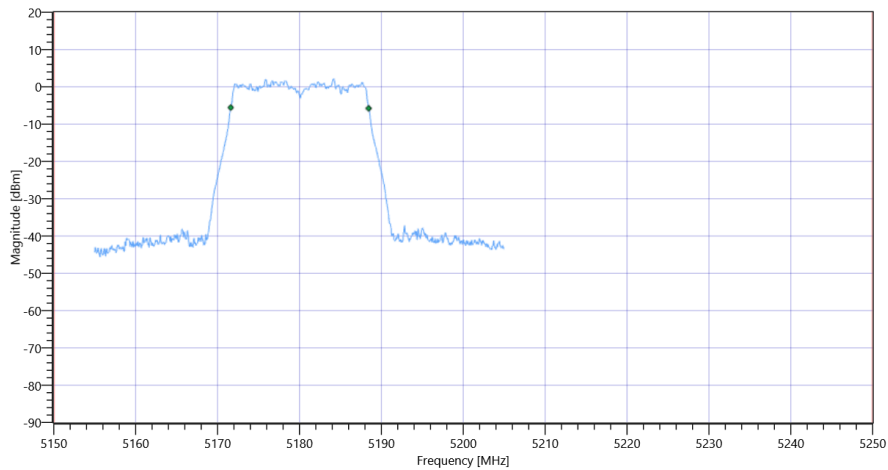
| Test Description | Lower Limit | Upper Limit | Measured | Unit | Verdict |
|------------------|-------------|-------------|-----------|------|---------|
| Bandwidth 99% | --- | --- | 16.833 | MHz | INFO |
| T1 99% | 5150.000000 | --- | 5171.6084 | MHz | PASS |
| T2 99% | --- | 5250.000000 | 5188.4416 | MHz | PASS |

Plot: Bandwidth only



FCC 15.407, ISED RSS247 # Bandwidths 99PCT and 26dB ~ WLAN5Gx a mode U-NII-1 99PCT

Plot: Bandwidth within Band

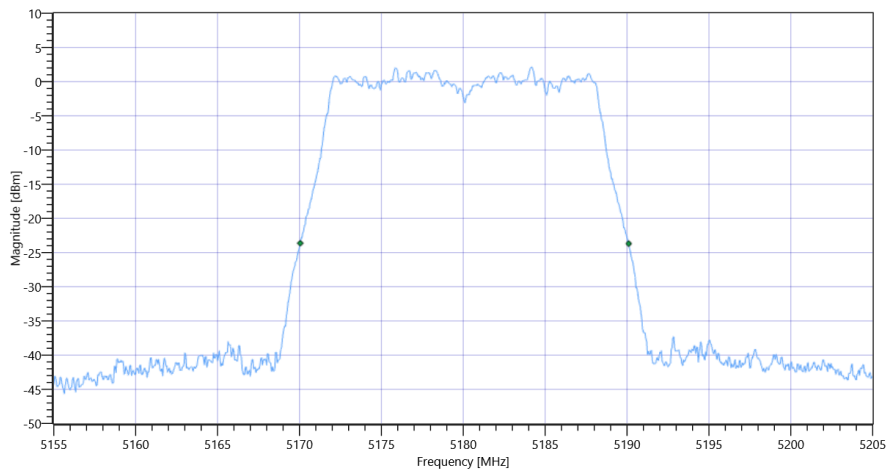


FCC 15.407, ISED RSS247 # Bandwidths 99PCT and 26dB ~ WLAN5Gx a mode U-NII-1

RESULT

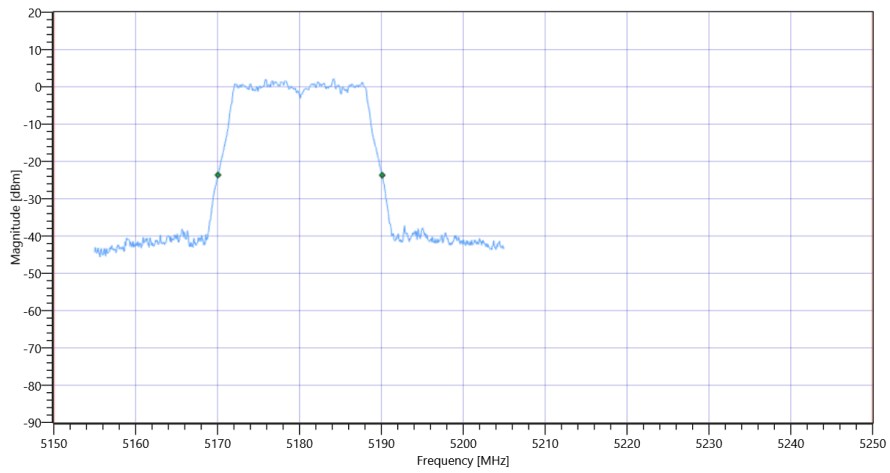
| Test Description | Lower Limit | Upper Limit | Measured | Unit | Verdict |
|------------------|-------------|-------------|-----------|------|---------|
| Bandwidth 26dB | --- | --- | 20.05 | MHz | INFO |
| T1 26dB | 5150.000000 | --- | 5170.0500 | MHz | PASS |
| T2 26dB | --- | 5250.000000 | 5190.1000 | MHz | PASS |

Plot: Bandwidth only



FCC 15.407, ISED RSS247 # Bandwidths 99PCT and 26dB ~ WLAN5Gx a mode U-NII-1 26dB

Plot: Bandwidth within Band



FCC 15.407, ISED RSS247 # Bandwidths 99PCT and 26dB ~ WLAN5Gx a mode U-NII-1

Message with SA scan ~

Test References

| | |
|-----------------------------------|-------------------------------------|
| TC Start | 27.10.2022 17:03:07 |
| Ambit Temp [°C] Humidity [rel%] | 27.9 43 |
| System Version | 3.3.1.6 |
| Test Specification | - |
| Test Method | |
| TC Version | 0.0.1 |
| My Description | Message with SA Scan a_mode_U_NII_1 |
| Add. Information | |

Test Parameter

| | |
|---------------|---|
| Switched Path | EUT - SignalingUnit - SpectrumAnalyzer |
| Message start | 27.10.2022 17:03:08 |
| Message | set WLAN5Gx to a_mode_U_NII_1, Frequency [MHz] 5200 , |

Test Equipment

| |
|--|
| Signal analyzer,Rohde&Schwarz,FSV-40,1321.3008K40/101353,3.70 |
| Switch matrix,Rohde&Schwarz,OSP-B157W8PLUS,1527.1144.05 / 100837,2.10.0.23 |

Common 5Gx 6Gx # Peak output power 3MHz/3MHz ~ WLAN5Gx a mode U-NII-1

Test References

| | |
|-----------------------------------|--|
| TC Start | 27.10.2022 17:03:52 |
| Ambit Temp [°C] Humidity [rel%] | 27.9 43 |
| System Version | 3.3.1.6 |
| Test Specification | Common 5Gx 6Gx - none |
| Test Method | |
| TC Version | 0.0.1 |
| My Description | Peak OP 3MHz/3MHz - WLAN5Gx a mode U-NII-1 |
| Add. Information | |

EUT Common Settings WLAN5Gx

| | |
|-------------------------|--------|
| Number of Antenna Ports | 1 |
| User Interaction | No |
| Device Class UNII_1 | Client |

Test Parameter

| | |
|--|--|
| Technology to test | WLAN5Gx a mode |
| Antenna Port used | 1 |
| Temperature | nom |
| Voltage | nom |
| Frequency low to test | False Freq [MHz] 5180 |
| Frequency mid to test | True Freq [MHz] 5200 |
| Frequency high to test | False Freq [MHz] 5240 |
| Auto Control enabled Power Supply Climatic Box | No No |
| Additional Path Loss [dB] | 1.4 |
| Switched Path | EUT - SignalingUnit - SpectrumAnalyzer |

Test Equipment

| |
|--|
| Signal analyzer,Rohde&Schwarz,FSV-40,1321.3008K40/101353,3.70 |
| Switch matrix,Rohde&Schwarz,OSP-B157W8PLUS,1527.1144.05 / 100837,2.10.0.23 |

Test at TX 5200 MHz

RESULT: Reference Power cond.

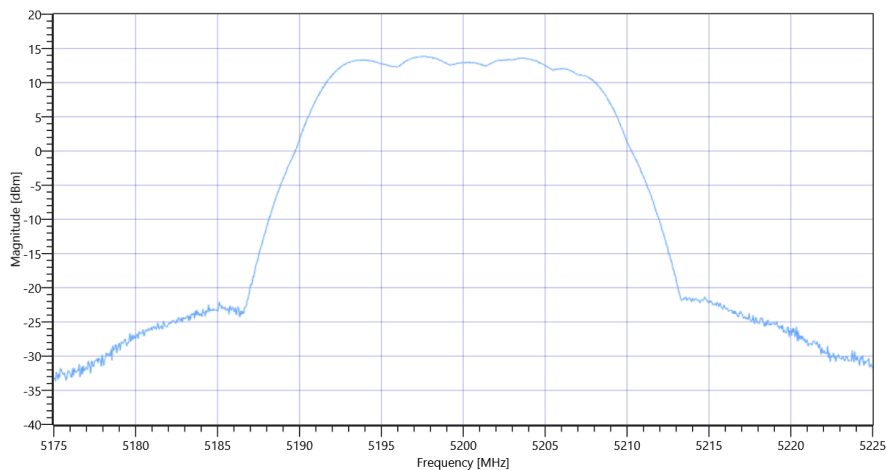
| Test Description | Lower Limit | Upper Limit | Measured | Unit | Verdict |
|-------------------------------|-------------|-------------|----------|------|---------|
| Ref. Power 1MHz/1MHz cond. | --- | --- | 7.14 | dBm | INFO |
| Ref. Frequency | --- | --- | 5202.600 | MHz | INFO |

READ SA SETTINGS:

| | |
|--|-----------------------|
| RefLevel [dBm] RefLevelOffset [dB] InpAtt [dB] | 19.14 4.8 30 |
| Start [MHz] Stop [MHz] | 5175.000 5225.000 |
| RBW [MHz] VBW [MHz] | 3.000000 3.000000 |
| Detector TraceMode | POS MAXH |
| Sweep: Time [ms] Count Points per Section Type | 300 20 1001 SWE |

RESULT

| Test Description | Lower Limit | Upper Limit | Measured | Unit | Verdict |
|-------------------|-------------|-------------|-----------|------|---------|
| Peak Power | --- | --- | 13.85 | dBm | INFO |
| Peak Power | --- | --- | 24.266101 | mW | INFO |
| Frequency at Peak | --- | --- | 5197.502 | MHz | INFO |



Common 5Gx 6Gx # Peak output power 3MHz-3MHz ~ WLAN5Gx a mode U-NII-1

FCC 15.247 # Max output power and psd ~ WLAN5Gx a mode U-NII-1

Test References

| | |
|-----------------------------------|--|
| TC Start | 27.10.2022 17:04:22 |
| Ambit Temp [°C] Humidity [rel%] | 27.9 43 |
| System Version | 3.3.1.6 |
| Test Specification | FCC 15.247 - |
| Test Method | KDB789033 D02, F, E.2.e. |
| TC Version | 0.0.1 |
| My Description | FCC 15.407 Max Output Power & PSD - WLAN5Gx a mode U-NII-1 |
| Add. Information | |

EUT Common Settings WLAN5Gx

| | |
|-------------------------|--------|
| Number of Antenna Ports | 1 |
| User Interaction | No |
| Device Class UNII_1 | Client |

Test Parameter

| | |
|--|--|
| Technology to test | WLAN5Gx a mode |
| Antenna Port used | 1 |
| Temperature | nom |
| Voltage | nom |
| Frequency low to test | False Freq [MHz] 5180 |
| Frequency mid to test | True Freq [MHz] 5200 |
| Frequency high to test | False Freq [MHz] 5240 |
| Auto Control enabled Power Supply Climatic Box | No No |
| Additional Path Loss [dB] | 1.4 |
| Switched Path | EUT - SignalingUnit - SpectrumAnalyzer |

Test Equipment

| |
|--|
| Signal analyzer,Rohde&Schwarz,FSV-40,1321.3008K40/101353,3.70 |
| Switch matrix,Rohde&Schwarz,OSP-B157W8PLUS,1527.1144.05 / 100837,2.10.0.23 |

Test at TX 5200 MHz

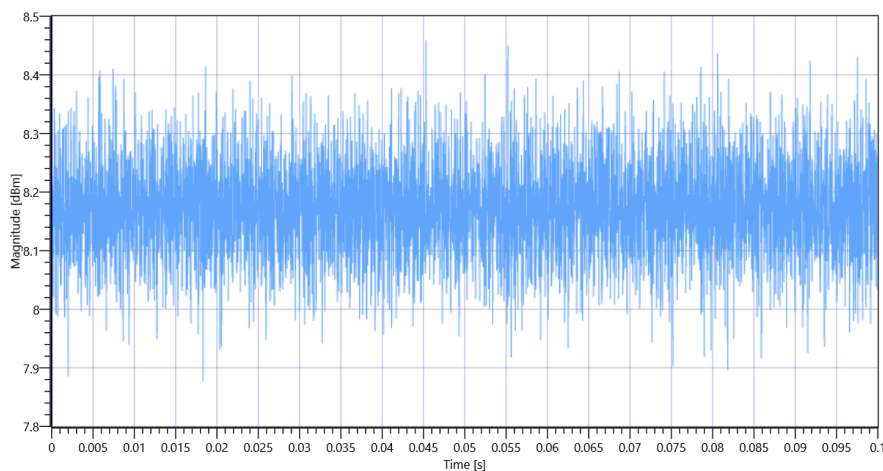
RESULT: Reference Power cond.

| Test Description | Lower Limit | Upper Limit | Measured | Unit | Verdict |
|-------------------------------|-------------|-------------|----------|------|---------|
| Ref. Power 1MHz/1MHz cond. | -- | -- | 7.47 | dBm | INFO |
| Ref. Frequency | -- | -- | 5196.000 | MHz | INFO |

Evaluation max. Duty Cycle

Duty Cycle evaluation

| Test Description | Lower Limit | Upper Limit | Measured | Unit | Verdict |
|--|-------------|-------------|----------|------|---------|
| No enough Bursts detected, Duty Cycle Burst Ratio set to 1 | | | | | |
| Duty Cycle (Burst Ratio) max | -- | -- | 1 | -- | INFO |
| Duty Cycle max | -- | -- | 0 | dB | INFO |
| Duty Cycle (Burst Ratio) min | -- | -- | 1 | -- | INFO |
| Duty Cycle min | -- | -- | 0 | dB | INFO |

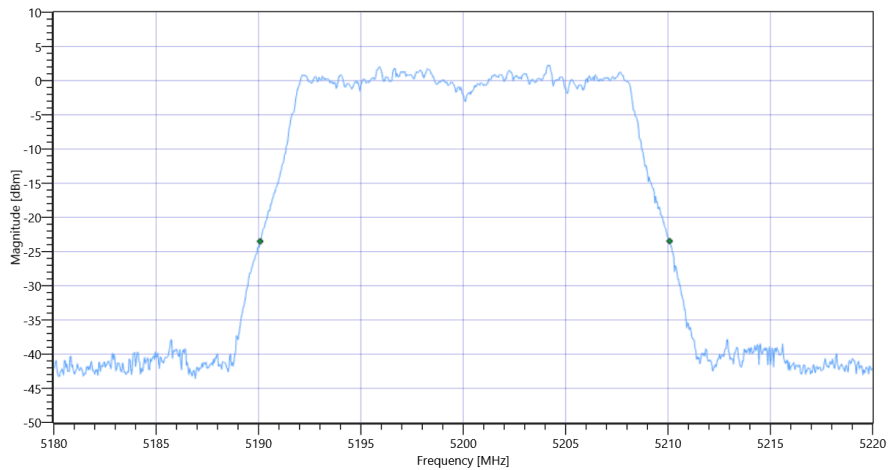


FCC 15.247 # Max output power and psd ~ WLAN5Gx a mode U-NII-1 5200 MHz - DutyCycle

Evaluation Bandwidth

RESULT

| Test Description | Lower Limit | Upper Limit | Measured | Unit | Verdict |
|------------------|-------------|-------------|-----------|------|---------|
| Bandwidth 26dB | -- | -- | 20 | MHz | INFO |
| T1 26dB | -- | -- | 5190.0800 | MHz | INFO |
| T2 26dB | -- | -- | 5210.0800 | MHz | INFO |



FCC 15.247 # Max output power and psd ~ WLAN5Gx a mode U-NII-1_BW

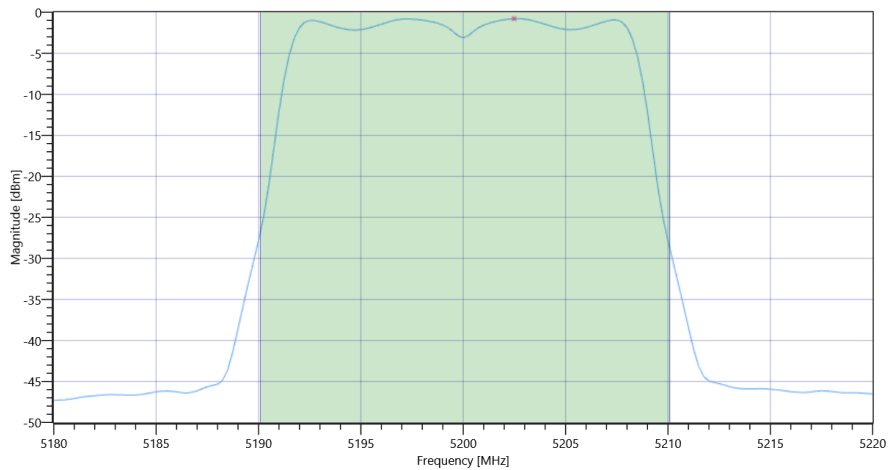
Maximum Output Power

READ SA SETTINGS:

| | |
|--|-----------------------|
| RefLevel [dBm] RefLevelOffset [dB] InpAtt [dB] | 19.47 4.8 30 |
| Start [MHz] Stop [MHz] | 5180.000 5220.000 |
| RBW [MHz] VBW [MHz] | 1.000000 3.000000 |
| Detector TraceMode | RMS MAXH |
| Sweep: Time [ms] Count Points per Section Type | 53700 1 161 SWE |

RESULT

| Test Description | Lower Limit | Upper Limit | Measured | Unit | Verdict |
|-------------------------------|-------------|-------------|----------|------|---------|
| Max Output Power | -- | -- | 10.51 | dBm | INFO |
| Duty Cycle Correction | -- | -- | 0 | dB | INFO |
| Limit absolute | | | | | |
| Max Output Power DC corrected | -- | 24 | 10.51 | dBm | PASS |
| Limit: 11 dBm + 10 log 20 | | | | | |
| Max Output Power DC corrected | -- | 24.01 | 10.51 | dBm | na |



FCC 15.247 # Max output power and psd ~ WLAN5Gx a mode U-NII-1 Max OP and PSD

Power Spectral Density

RESULT

| Test Description | Lower Limit | Upper Limit | Measured | Unit | Verdict |
|-------------------------------------|-------------|-------------|----------|----------|---------|
| Power Spectral Density | -- | -- | -0.78 | dBm/1MHz | INFO |
| Duty Cycle Correction | -- | -- | 0 | dB | INFO |
| Power Spectral Density DC corrected | -- | 11 | -0.78 | dBm/1MHz | PASS |

ISED RSS247 # Max output power and psd ~ WLAN5Gx a mode U-NII-1

Test References

| | |
|-----------------------------------|--|
| TC Start | 27.10.2022 17:06:05 |
| Ambit Temp [°C] Humidity [rel%] | 27.9 43 |
| System Version | 3.3.1.6 |
| Test Specification | ISED RSS247 - |
| Test Method | |
| TC Version | 0.0.1 |
| My Description | ISED Max Output Power & PSD - WLAN5Gx a mode U-NII-1 |
| Add. Information | |

EUT Common Settings WLAN5Gx

| | |
|-------------------------|--------|
| Number of Antenna Ports | 1 |
| User Interaction | No |
| Device Class UNII_1 | Client |

Test Parameter

| | |
|--|--|
| Technology to test | WLAN5Gx a mode |
| Antenna Port used | 1 |
| Temperature | nom |
| Voltage | nom |
| Frequency low to test | False Freq [MHz] 5180 |
| Frequency mid to test | True Freq [MHz] 5200 |
| Frequency high to test | False Freq [MHz] 5240 |
| Auto Control enabled Power Supply Climatic Box | No No |
| Additional Path Loss [dB] | 1.4 |
| Switched Path | EUT - SignalingUnit - SpectrumAnalyzer |

Test Equipment

| |
|--|
| Signal analyzer,Rohde&Schwarz,FSV-40,1321.3008K40/101353,3.70 |
| Switch matrix,Rohde&Schwarz,OSP-B157W8PLUS,1527.1144.05 / 100837,2.10.0.23 |

Test at TX 5200 MHz

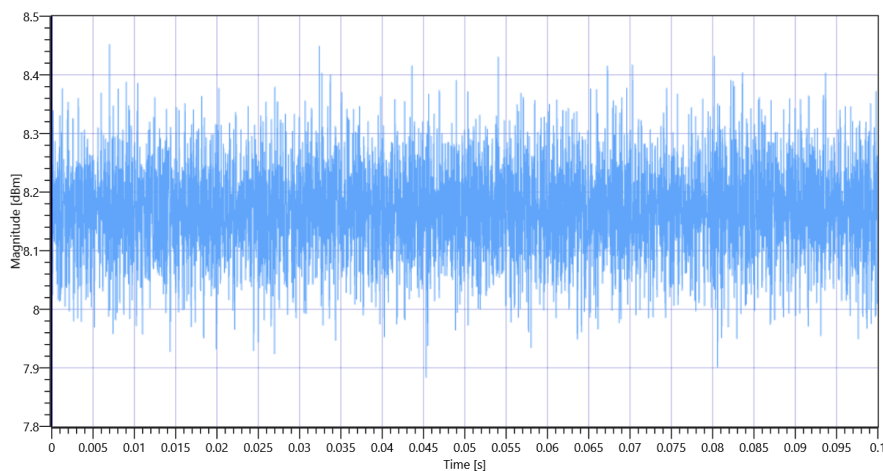
RESULT: Reference Power cond.

| Test Description | Lower Limit | Upper Limit | Measured | Unit | Verdict |
|-------------------------------|-------------|-------------|----------|------|---------|
| Ref. Power 1MHz/1MHz cond. | --- | --- | 7.35 | dBm | INFO |
| Ref. Frequency | --- | --- | 5204.000 | MHz | INFO |

Evaluation max. Duty Cycle

Duty Cycle evaluation

| Test Description | Lower Limit | Upper Limit | Measured | Unit | Verdict |
|--|-------------|-------------|----------|------|---------|
| No enough Bursts detected, Duty Cycle Burst Ratio set to 1 | | | | | |
| Duty Cycle (Burst Ratio) max | --- | --- | 1 | --- | INFO |
| Duty Cycle max | --- | --- | 0 | dB | INFO |
| Duty Cycle (Burst Ratio) min | --- | --- | 1 | --- | INFO |
| Duty Cycle min | --- | --- | 0 | dB | INFO |

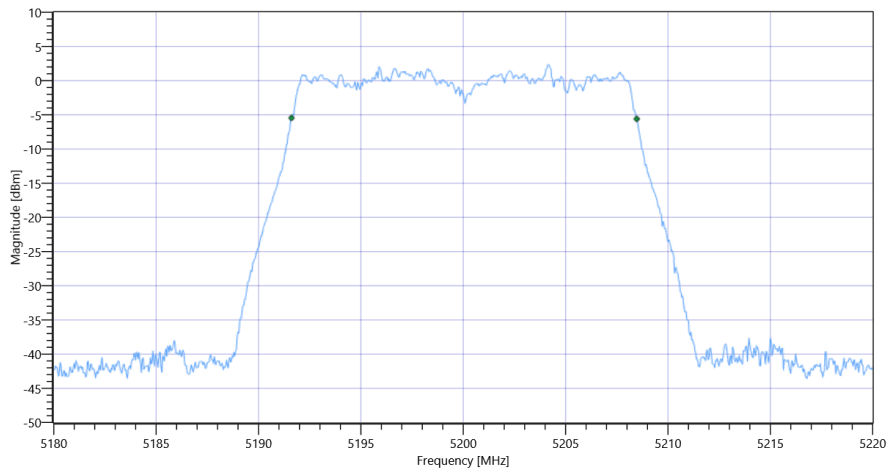


ISED RSS247 # Max output power and psd ~ WLAN5Gx a mode U-NII-1 5200 MHz - DutyCycle

Evaluation Bandwidth

RESULT

| Test Description | Lower Limit | Upper Limit | Measured | Unit | Verdict |
|------------------|-------------|-------------|-----------|------|---------|
| Bandwidth 99% | --- | --- | 16.863 | MHz | INFO |
| T1 99% | --- | --- | 5191.6084 | MHz | INFO |
| T2 99% | --- | --- | 5208.4715 | MHz | INFO |



ISED RSS247 # Max output power and psd ~ WLAN5Gx a mode U-NII-1_BW

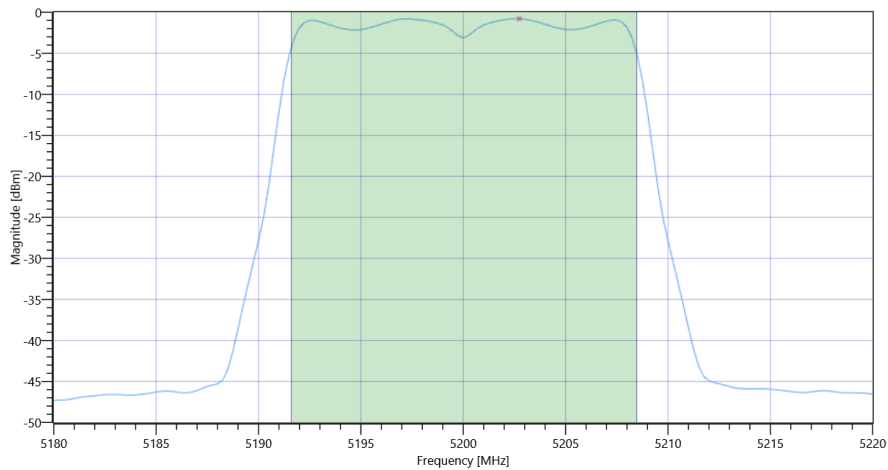
Maximum Output Power

READ SA SETTINGS:

| | |
|--|-----------------------|
| RefLevel [dBm] RefLevelOffset [dB] InpAtt [dB] | 19.35 4.8 30 |
| Start [MHz] Stop [MHz] | 5180.000 5220.000 |
| RBW [MHz] VBW [MHz] | 1.000000 3.000000 |
| Detector TraceMode | RMS MAXH |
| Sweep: Time [ms] Count Points per Section Type | 53700 1 161 SWE |

RESULT

| Test Description | Lower Limit | Upper Limit | Measured | Unit | Verdict |
|-------------------------------|-------------|-------------|----------|------|---------|
| Max Output Power | -- | -- | 10.44 | dBm | INFO |
| Duty Cycle Correction | -- | -- | 0 | dB | INFO |
| Limit absolute | | | | | |
| Max Output Power DC corrected | -- | 24 | 10.44 | dBm | na |
| Limit: 11 dBm + 10 log 16.863 | | | | | |
| Max Output Power DC corrected | -- | 23.27 | 10.44 | dBm | na |



ISED RSS247 # Max output power and psd ~ WLAN5Gx a mode U-NII-1 Max OP and PSD

Power Spectral Density

RESULT

| Test Description | Lower Limit | Upper Limit | Measured | Unit | Verdict |
|-------------------------------------|-------------|-------------|----------|----------|---------|
| Power Spectral Density | -- | -- | -0.78 | dBm/1MHz | INFO |
| Duty Cycle Correction | -- | -- | 0 | dB | INFO |
| Power Spectral Density DC corrected | -- | 11 | -0.78 | dBm/1MHz | PASS |

FCC 15.407, ISED RSS247 # Bandwidths 99PCT and 26dB ~ WLAN5Gx a mode U-NII-1

Test References

| | |
|-----------------------------------|--|
| TC Start | 27.10.2022 17:07:48 |
| Ambit Temp [°C] Humidity [rel%] | 27.8 43 |
| System Version | 3.3.1.6 |
| Test Specification | FCC 15.407, ISED RSS247 - |
| Test Method | 26dB Bandwidth KDB789033 D02, C.1 / ISED RSS-GEN |
| TC Version | 0.0.1 |
| My Description | FCC 15.407 Bandwidths - WLAN5Gx a mode U-NII-1 |
| Add. Information | |

EUT Common Settings WLAN5Gx

| | |
|-------------------------|--------|
| Number of Antenna Ports | 1 |
| User Interaction | No |
| Device Class UNII_1 | Client |

Test Parameter

| | |
|--|--|
| Technology to test | WLAN5Gx a mode |
| Antenna Port used | 1 |
| Temperature | nom |
| Voltage | nom |
| Frequency low to test | False Freq [MHz] 5180 |
| Frequency mid to test | True Freq [MHz] 5200 |
| Frequency high to test | False Freq [MHz] 5240 |
| Auto Control enabled Power Supply Climatic Box | No No |
| Additional Path Loss [dB] | 1.4 |
| Switched Path | EUT - SignalingUnit - SpectrumAnalyzer |

Test Equipment

| |
|--|
| Signal analyzer,Rohde&Schwarz,FSV-40,1321.3008K40/101353,3.70 |
| Switch matrix,Rohde&Schwarz,OSP-B157W8PLUS,1527.1144.05 / 100837,2.10.0.23 |

Test at TX 5200 MHz

RESULT: Reference Power cond.

| Test Description | Lower Limit | Upper Limit | Measured | Unit | Verdict |
|-------------------------------|-------------|-------------|----------|------|---------|
| Ref. Power 1MHz/1MHz cond. | --- | --- | 7.14 | dBm | INFO |
| Ref. Frequency | --- | --- | 5195.800 | MHz | INFO |

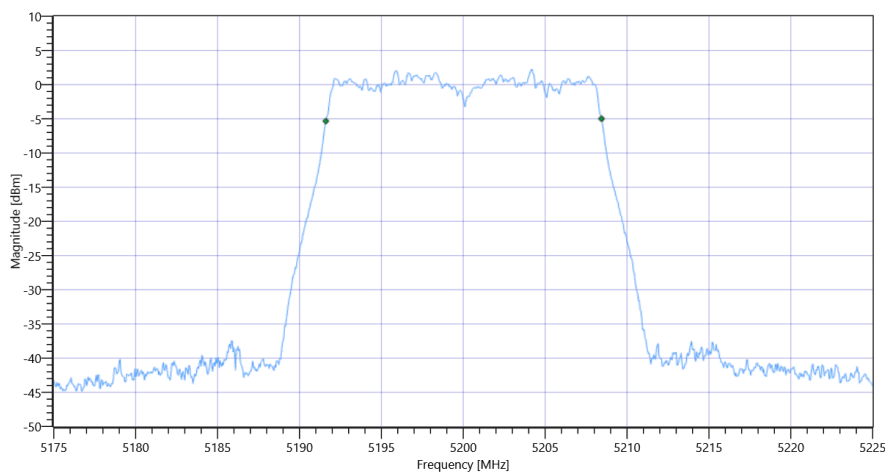
READ SA SETTINGS:

| | |
|--|-----------------------|
| RefLevel [dBm] RefLevelOffset [dB] InpAtt [dB] | 15.14 4.8 30 |
| Start [MHz] Stop [MHz] | 5175.000 5225.000 |
| RBW [MHz] VBW [MHz] | 0.300000 1.000000 |
| Detector TraceMode | POS MAXH |
| Sweep: Time [ms] Count Points per Section Type | 1 2500 1001 SWE |

RESULT

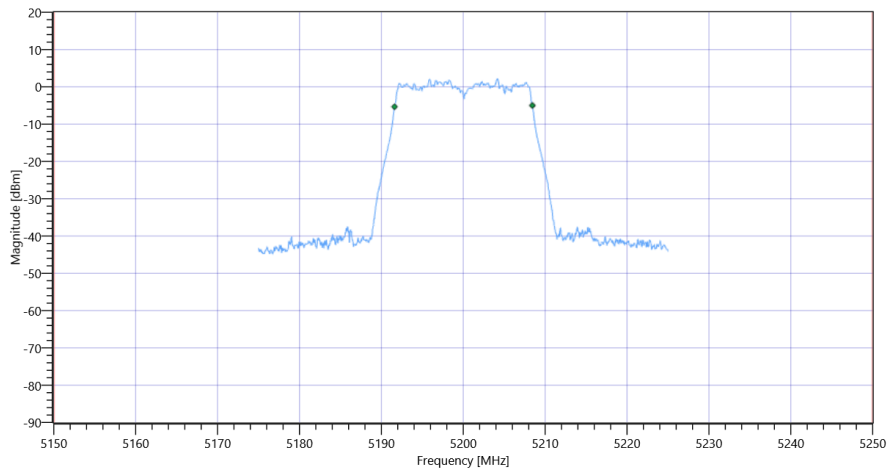
| Test Description | Lower Limit | Upper Limit | Measured | Unit | Verdict |
|------------------|-------------|-------------|-----------|------|---------|
| Bandwidth 99% | --- | --- | 16.833 | MHz | INFO |
| T1 99% | 5150.000000 | --- | 5191.6084 | MHz | PASS |
| T2 99% | --- | 5250.000000 | 5208.4416 | MHz | PASS |

Plot: Bandwidth only



FCC 15.407, ISED RSS247 # Bandwidths 99PCT and 26dB ~ WLAN5Gx a mode U-NII-1 99PCT

Plot: Bandwidth within Band

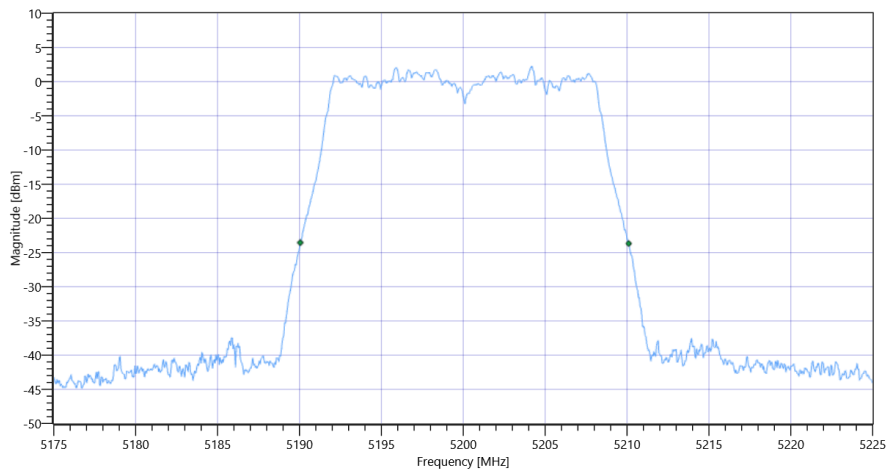


FCC 15.407, ISED RSS247 # Bandwidths 99PCT and 26dB ~ WLAN5Gx a mode U-NII-1

RESULT

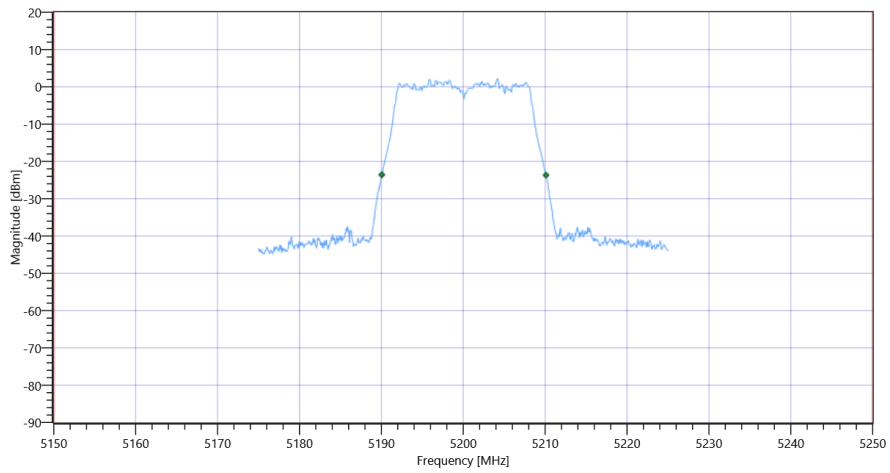
| Test Description | Lower Limit | Upper Limit | Measured | Unit | Verdict |
|------------------|-------------|-------------|-----------|------|---------|
| Bandwidth 26dB | --- | --- | 20.05 | MHz | INFO |
| T1 26dB | 5150.000000 | --- | 5190.0500 | MHz | PASS |
| T2 26dB | --- | 5250.000000 | 5210.1000 | MHz | PASS |

Plot: Bandwidth only



FCC 15.407, ISED RSS247 # Bandwidths 99PCT and 26dB ~ WLAN5Gx a mode U-NII-1 26dB

Plot: Bandwidth within Band



FCC 15.407, ISED RSS247 # Bandwidths 99PCT and 26dB ~ WLAN5Gx a mode U-NII-1

Message with SA scan ~

Test References

| | |
|-----------------------------------|-------------------------------------|
| TC Start | 27.10.2022 17:08:47 |
| Ambit Temp [°C] Humidity [rel%] | 27.9 43 |
| System Version | 3.3.1.6 |
| Test Specification | - |
| Test Method | |
| TC Version | 0.0.1 |
| My Description | Message with SA Scan a_mode_U_NII_1 |
| Add. Information | |

Test Parameter

| | |
|---------------|---|
| Switched Path | EUT - SignalingUnit - SpectrumAnalyzer |
| Message start | 27.10.2022 17:08:48 |
| Message | set WLAN5Gx to a_mode_U_NII_1, Frequency [MHz] 5240 |

Test Equipment

| |
|--|
| Signal analyzer,Rohde&Schwarz,FSV-40,1321.3008K40/101353,3.70 |
| Switch matrix,Rohde&Schwarz,OSP-B157W8PLUS,1527.1144.05 / 100837,2.10.0.23 |

Common 5Gx 6Gx # Peak output power 3MHz/3MHz ~ WLAN5Gx a mode U-NII-1

Test References

| | |
|-----------------------------------|--|
| TC Start | 27.10.2022 17:10:06 |
| Ambit Temp [°C] Humidity [rel%] | 27.9 43 |
| System Version | 3.3.1.6 |
| Test Specification | Common 5Gx 6Gx - none |
| Test Method | |
| TC Version | 0.0.1 |
| My Description | Peak OP 3MHz/3MHz - WLAN5Gx a mode U-NII-1 |
| Add. Information | |

EUT Common Settings WLAN5Gx

| | |
|-------------------------|--------|
| Number of Antenna Ports | 1 |
| User Interaction | No |
| Device Class UNII_1 | Client |

Test Parameter

| | |
|--|--|
| Technology to test | WLAN5Gx a mode |
| Antenna Port used | 1 |
| Temperature | nom |
| Voltage | nom |
| Frequency low to test | False Freq [MHz] 5180 |
| Frequency mid to test | False Freq [MHz] 5200 |
| Frequency high to test | True Freq [MHz] 5240 |
| Auto Control enabled Power Supply Climatic Box | No No |
| Additional Path Loss [dB] | 1.4 |
| Switched Path | EUT - SignalingUnit - SpectrumAnalyzer |

Test Equipment

| |
|--|
| Signal analyzer,Rohde&Schwarz,FSV-40,1321.3008K40/101353,3.70 |
| Switch matrix,Rohde&Schwarz,OSP-B157W8PLUS,1527.1144.05 / 100837,2.10.0.23 |

Test at TX 5240 MHz

RESULT: Reference Power cond.

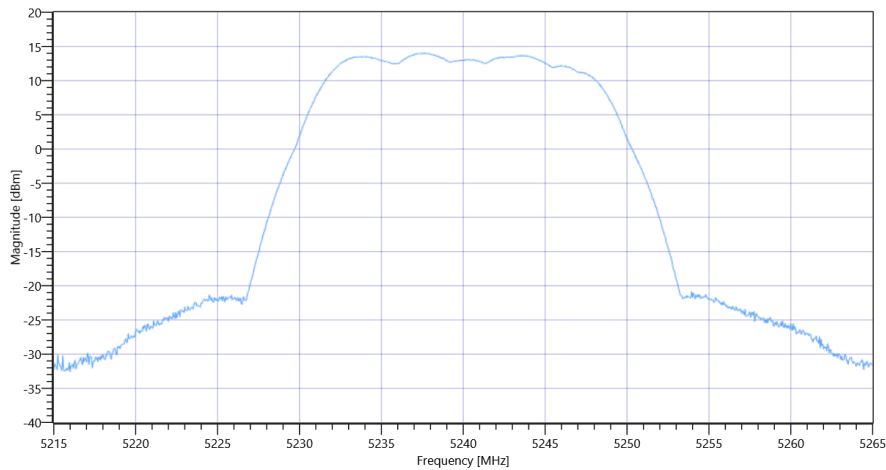
| Test Description | Lower Limit | Upper Limit | Measured | Unit | Verdict |
|-------------------------------|-------------|-------------|----------|------|---------|
| Ref. Power 1MHz/1MHz cond. | --- | --- | 6.86 | dBm | INFO |
| Ref. Frequency | --- | --- | 5247.390 | MHz | INFO |

READ SA SETTINGS:

| | |
|--|-----------------------|
| RefLevel [dBm] RefLevelOffset [dB] InpAtt [dB] | 18.86 4.81 30 |
| Start [MHz] Stop [MHz] | 5215.000 5265.000 |
| RBW [MHz] VBW [MHz] | 3.000000 3.000000 |
| Detector TraceMode | POS MAXH |
| Sweep: Time [ms] Count Points per Section Type | 300 20 1001 SWE |

RESULT

| Test Description | Lower Limit | Upper Limit | Measured | Unit | Verdict |
|-------------------|-------------|-------------|-----------|------|---------|
| Peak Power | --- | --- | 14.01 | dBm | INFO |
| Peak Power | --- | --- | 25.176769 | mW | INFO |
| Frequency at Peak | --- | --- | 5237.702 | MHz | INFO |



Common 5Gx 6Gx # Peak output power 3MHz-3MHz ~ WLAN5Gx a mode U-NII-1

FCC 15.247 # Max output power and psd ~ WLAN5Gx a mode U-NII-1

Test References

| | |
|-----------------------------------|--|
| TC Start | 27.10.2022 17:10:36 |
| Ambit Temp [°C] Humidity [rel%] | 27.8 43 |
| System Version | 3.3.1.6 |
| Test Specification | FCC 15.247 - |
| Test Method | KDB789033 D02, F, E.2.e. |
| TC Version | 0.0.1 |
| My Description | FCC 15.407 Max Output Power & PSD - WLAN5Gx a mode U-NII-1 |
| Add. Information | |

EUT Common Settings WLAN5Gx

| | |
|-------------------------|--------|
| Number of Antenna Ports | 1 |
| User Interaction | No |
| Device Class UNII_1 | Client |

Test Parameter

| | |
|--|--|
| Technology to test | WLAN5Gx a mode |
| Antenna Port used | 1 |
| Temperature | nom |
| Voltage | nom |
| Frequency low to test | False Freq [MHz] 5180 |
| Frequency mid to test | False Freq [MHz] 5200 |
| Frequency high to test | True Freq [MHz] 5240 |
| Auto Control enabled Power Supply Climatic Box | No No |
| Additional Path Loss [dB] | 1.4 |
| Switched Path | EUT - SignalingUnit - SpectrumAnalyzer |

Test Equipment

| |
|--|
| Signal analyzer,Rohde&Schwarz,FSV-40,1321.3008K40/101353,3.70 |
| Switch matrix,Rohde&Schwarz,OSP-B157W8PLUS,1527.1144.05 / 100837,2.10.0.23 |

Test at TX 5240 MHz

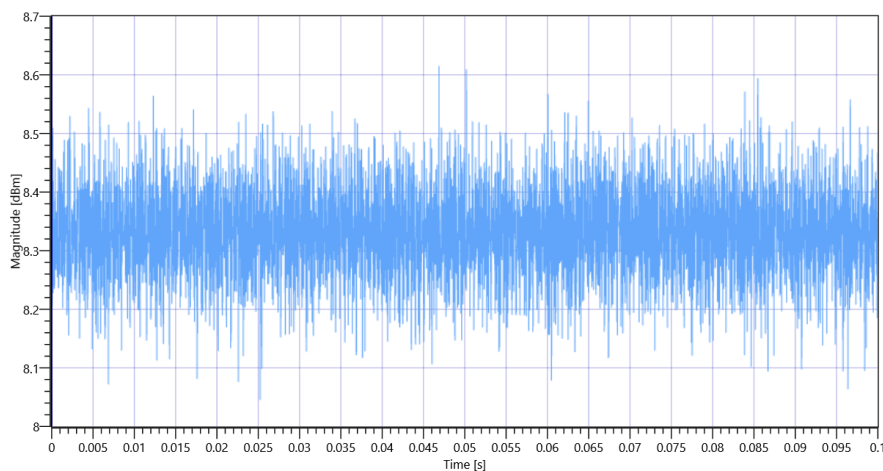
RESULT: Reference Power cond.

| Test Description | Lower Limit | Upper Limit | Measured | Unit | Verdict |
|-------------------------------|-------------|-------------|----------|------|---------|
| Ref. Power 1MHz/1MHz cond. | --- | --- | 7.50 | dBm | INFO |
| Ref. Frequency | --- | --- | 5242.600 | MHz | INFO |

Evaluation max. Duty Cycle

Duty Cycle evaluation

| Test Description | Lower Limit | Upper Limit | Measured | Unit | Verdict |
|--|-------------|-------------|----------|------|---------|
| No enough Bursts detected, Duty Cycle Burst Ratio set to 1 | | | | | |
| Duty Cycle (Burst Ratio) max | --- | --- | 1 | --- | INFO |
| Duty Cycle max | --- | --- | 0 | dB | INFO |
| Duty Cycle (Burst Ratio) min | --- | --- | 1 | --- | INFO |
| Duty Cycle min | --- | --- | 0 | dB | INFO |

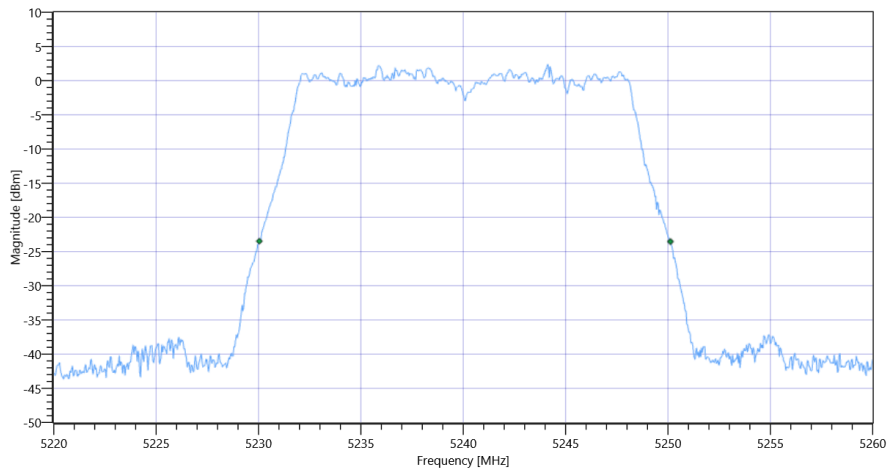


FCC 15.247 # Max output power and psd ~ WLAN5Gx a mode U-NII-1 5240 MHz - DutyCycle

Evaluation Bandwidth

RESULT

| Test Description | Lower Limit | Upper Limit | Measured | Unit | Verdict |
|------------------|-------------|-------------|-----------|------|---------|
| Bandwidth 26dB | --- | --- | 20.08 | MHz | INFO |
| T1 26dB | --- | --- | 5230.0400 | MHz | INFO |
| T2 26dB | --- | --- | 5250.1200 | MHz | INFO |



FCC 15.247 # Max output power and psd ~ WLAN5Gx a mode U-NII-1_BW

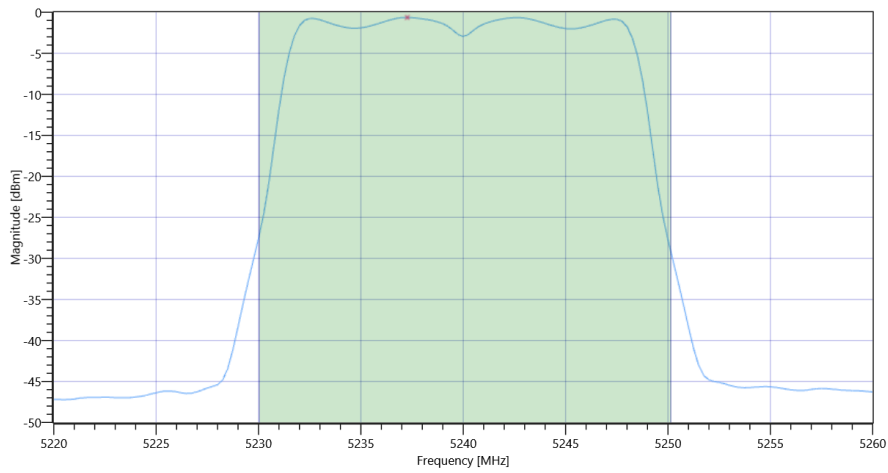
Maximum Output Power

READ SA SETTINGS:

| | |
|--|-----------------------|
| RefLevel [dBm] RefLevelOffset [dB] InpAtt [dB] | 19.50 4.81 30 |
| Start [MHz] Stop [MHz] | 5220.000 5260.000 |
| RBW [MHz] VBW [MHz] | 1.000000 3.000000 |
| Detector TraceMode | RMS MAXH |
| Sweep: Time [ms] Count Points per Section Type | 53700 1 161 SWE |

RESULT

| Test Description | Lower Limit | Upper Limit | Measured | Unit | Verdict |
|-------------------------------|-------------|-------------|----------|------|---------|
| Max Output Power | -- | -- | 10.67 | dBm | INFO |
| Duty Cycle Correction | -- | -- | 0 | dB | INFO |
| Limit absolute | | | | | |
| Max Output Power DC corrected | -- | 24 | 10.67 | dBm | PASS |
| Limit: 11 dBm + 10 log 20.08 | | | | | |
| Max Output Power DC corrected | -- | 24.03 | 10.67 | dBm | na |



FCC 15.247 # Max output power and psd ~ WLAN5Gx a mode U-NII-1 Max OP and PSD

Power Spectral Density

RESULT

| Test Description | Lower Limit | Upper Limit | Measured | Unit | Verdict |
|-------------------------------------|-------------|-------------|----------|----------|---------|
| Power Spectral Density | -- | -- | -0.64 | dBm/1MHz | INFO |
| Duty Cycle Correction | -- | -- | 0 | dB | INFO |
| Power Spectral Density DC corrected | -- | 11 | -0.64 | dBm/1MHz | PASS |

ISED RSS247 # Max output power and psd ~ WLAN5Gx a mode U-NII-1

Test References

| | |
|-----------------------------------|--|
| TC Start | 27.10.2022 17:12:19 |
| Ambit Temp [°C] Humidity [rel%] | 27.8 43 |
| System Version | 3.3.1.6 |
| Test Specification | ISED RSS247 - |
| Test Method | |
| TC Version | 0.0.1 |
| My Description | ISED Max Output Power & PSD - WLAN5Gx a mode U-NII-1 |
| Add. Information | |

EUT Common Settings WLAN5Gx

| | |
|-------------------------|--------|
| Number of Antenna Ports | 1 |
| User Interaction | No |
| Device Class UNII_1 | Client |

Test Parameter

| | |
|--|--|
| Technology to test | WLAN5Gx a mode |
| Antenna Port used | 1 |
| Temperature | nom |
| Voltage | nom |
| Frequency low to test | False Freq [MHz] 5180 |
| Frequency mid to test | False Freq [MHz] 5200 |
| Frequency high to test | True Freq [MHz] 5240 |
| Auto Control enabled Power Supply Climatic Box | No No |
| Additional Path Loss [dB] | 1.4 |
| Switched Path | EUT - SignalingUnit - SpectrumAnalyzer |

Test Equipment

| |
|--|
| Signal analyzer,Rohde&Schwarz,FSV-40,1321.3008K40/101353,3.70 |
| Switch matrix,Rohde&Schwarz,OSP-B157W8PLUS,1527.1144.05 / 100837,2.10.0.23 |

Test at TX 5240 MHz

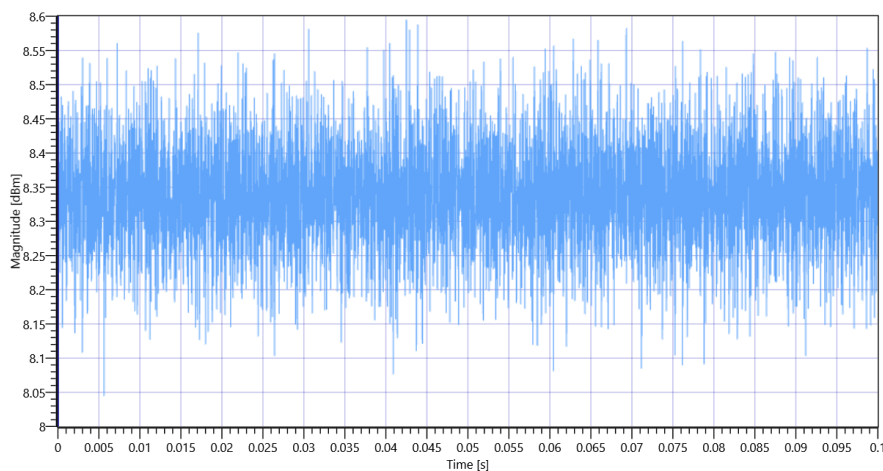
RESULT: Reference Power cond.

| Test Description | Lower Limit | Upper Limit | Measured | Unit | Verdict |
|-------------------------------|-------------|-------------|----------|------|---------|
| Ref. Power 1MHz/1MHz cond. | -- | -- | 7.34 | dBm | INFO |
| Ref. Frequency | -- | -- | 5242.200 | MHz | INFO |

Evaluation max. Duty Cycle

Duty Cycle evaluation

| Test Description | Lower Limit | Upper Limit | Measured | Unit | Verdict |
|--|-------------|-------------|----------|------|---------|
| No enough Bursts detected, Duty Cycle Burst Ratio set to 1 | | | | | |
| Duty Cycle (Burst Ratio) max | -- | -- | 1 | -- | INFO |
| Duty Cycle max | -- | -- | 0 | dB | INFO |
| Duty Cycle (Burst Ratio) min | -- | -- | 1 | -- | INFO |
| Duty Cycle min | -- | -- | 0 | dB | INFO |

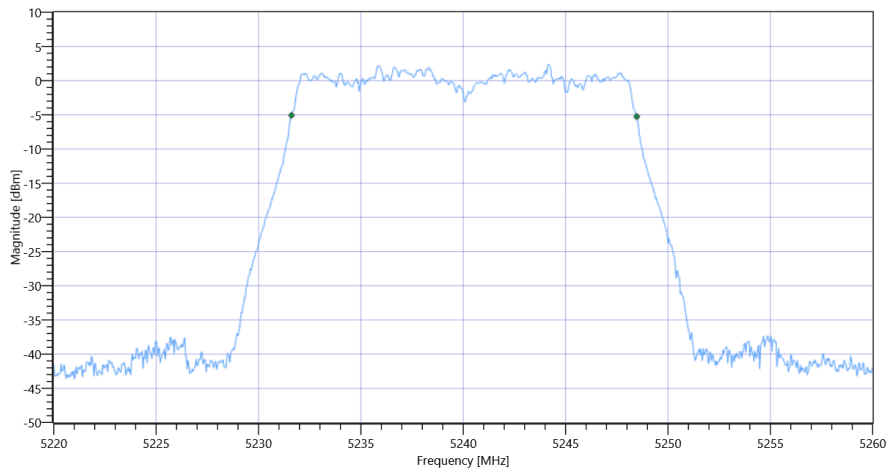


ISED RSS247 # Max output power and psd ~ WLAN5Gx a mode U-NII-1 5240 MHz - DutyCycle

Evaluation Bandwidth

RESULT

| Test Description | Lower Limit | Upper Limit | Measured | Unit | Verdict |
|------------------|-------------|-------------|-----------|------|---------|
| Bandwidth 99% | -- | -- | 16.863 | MHz | INFO |
| T1 99% | -- | -- | 5231.6084 | MHz | INFO |
| T2 99% | -- | -- | 5248.4715 | MHz | INFO |



ISED RSS247 # Max output power and psd ~ WLAN5Gx a mode U-NII-1_BW

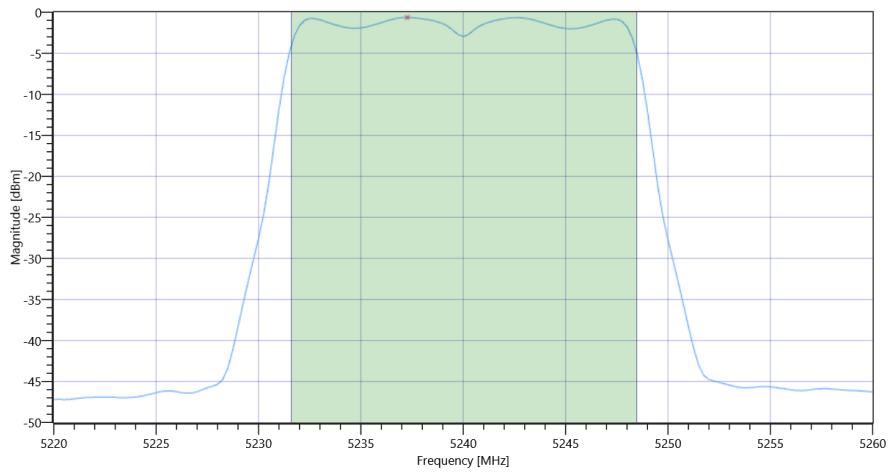
Maximum Output Power

READ SA SETTINGS:

| | |
|--|-----------------------|
| RefLevel [dBm] RefLevelOffset [dB] InpAtt [dB] | 19.34 4.81 30 |
| Start [MHz] Stop [MHz] | 5220.000 5260.000 |
| RBW [MHz] VBW [MHz] | 1.000000 3.000000 |
| Detector TraceMode | RMS MAXH |
| Sweep: Time [ms] Count Points per Section Type | 53700 1 161 SWE |

RESULT

| Test Description | Lower Limit | Upper Limit | Measured | Unit | Verdict |
|-------------------------------|-------------|-------------|----------|------|---------|
| Max Output Power | -- | -- | 10.6 | dBm | INFO |
| Duty Cycle Correction | -- | -- | 0 | dB | INFO |
| Limit absolute | | | | | |
| Max Output Power DC corrected | -- | 24 | 10.6 | dBm | na |
| Limit: 11 dBm + 10 log 16.863 | | | | | |
| Max Output Power DC corrected | -- | 23.27 | 10.6 | dBm | na |



ISED RSS247 # Max output power and psd ~ WLAN5Gx a mode U-NII-1 Max OP and PSD

Power Spectral Density

RESULT

| Test Description | Lower Limit | Upper Limit | Measured | Unit | Verdict |
|-------------------------------------|-------------|-------------|----------|----------|---------|
| Power Spectral Density | -- | -- | -0.64 | dBm/1MHz | INFO |
| Duty Cycle Correction | -- | -- | 0 | dB | INFO |
| Power Spectral Density DC corrected | -- | 11 | -0.64 | dBm/1MHz | PASS |

FCC 15.407, ISED RSS247 # Bandwidths 99PCT and 26dB ~ WLAN5Gx a mode U-NII-1

Test References

| | |
|-----------------------------------|--|
| TC Start | 27.10.2022 17:14:02 |
| Ambit Temp [°C] Humidity [rel%] | 27.8 43 |
| System Version | 3.3.1.6 |
| Test Specification | FCC 15.407, ISED RSS247 - |
| Test Method | 26dB Bandwidth KDB789033 D02, C.1 / ISED RSS-GEN |
| TC Version | 0.0.1 |
| My Description | FCC 15.407 Bandwidths - WLAN5Gx a mode U-NII-1 |
| Add. Information | |

EUT Common Settings WLAN5Gx

| | |
|-------------------------|--------|
| Number of Antenna Ports | 1 |
| User Interaction | No |
| Device Class UNII_1 | Client |

Test Parameter

| | |
|--|--|
| Technology to test | WLAN5Gx a mode |
| Antenna Port used | 1 |
| Temperature | nom |
| Voltage | nom |
| Frequency low to test | False Freq [MHz] 5180 |
| Frequency mid to test | False Freq [MHz] 5200 |
| Frequency high to test | True Freq [MHz] 5240 |
| Auto Control enabled Power Supply Climatic Box | No No |
| Additional Path Loss [dB] | 1.4 |
| Switched Path | EUT - SignalingUnit - SpectrumAnalyzer |

Test Equipment

| |
|--|
| Signal analyzer,Rohde&Schwarz,FSV-40,1321.3008K40/101353,3.70 |
| Switch matrix,Rohde&Schwarz,OSP-B157W8PLUS,1527.1144.05 / 100837,2.10.0.23 |

Test at TX 5240 MHz

RESULT: Reference Power cond.

| Test Description | Lower Limit | Upper Limit | Measured | Unit | Verdict |
|-------------------------------|-------------|-------------|----------|------|---------|
| Ref. Power 1MHz/1MHz cond. | --- | --- | 7.20 | dBm | INFO |
| Ref. Frequency | --- | --- | 5237.800 | MHz | INFO |

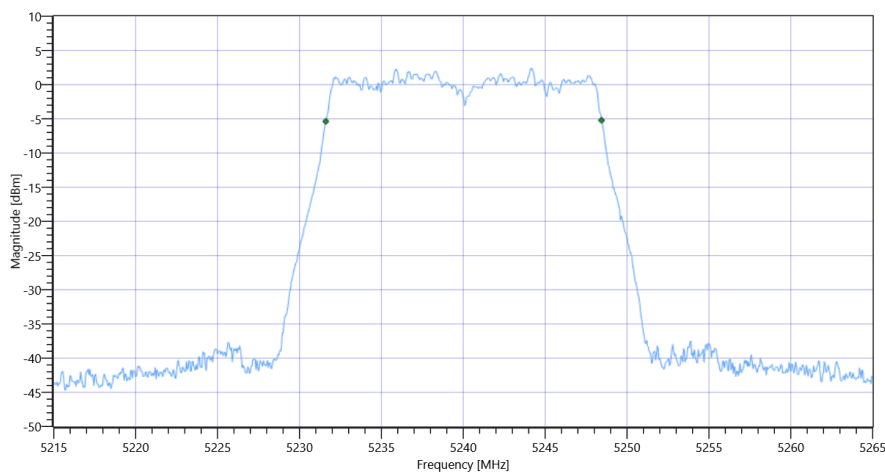
READ SA SETTINGS:

| | |
|--|-----------------------|
| RefLevel [dBm] RefLevelOffset [dB] InpAtt [dB] | 15.20 4.81 30 |
| Start [MHz] Stop [MHz] | 5215.000 5265.000 |
| RBW [MHz] VBW [MHz] | 0.300000 1.000000 |
| Detector TraceMode | POS MAXH |
| Sweep: Time [ms] Count Points per Section Type | 1 2500 1001 SWE |

RESULT

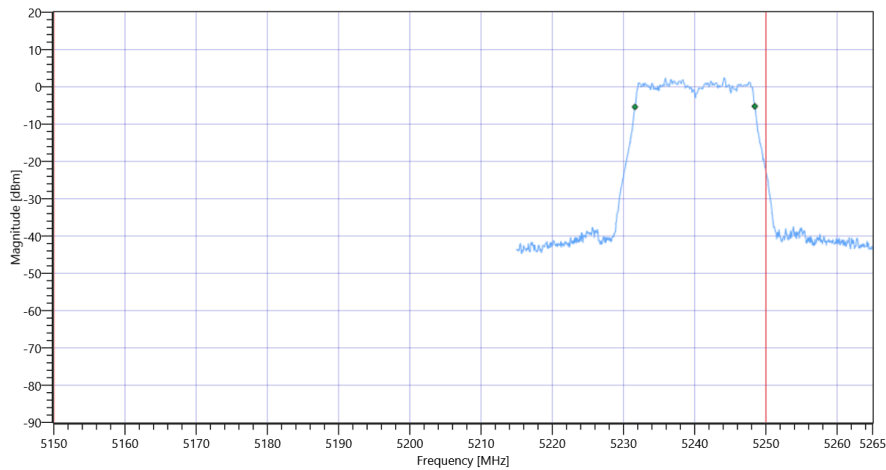
| Test Description | Lower Limit | Upper Limit | Measured | Unit | Verdict |
|------------------|-------------|-------------|-----------|------|---------|
| Bandwidth 99% | --- | --- | 16.833 | MHz | INFO |
| T1 99% | 5150.000000 | --- | 5231.6084 | MHz | PASS |
| T2 99% | --- | 5250.000000 | 5248.4416 | MHz | PASS |

Plot: Bandwidth only



FCC 15.407, ISED RSS247 # Bandwidths 99PCT and 26dB ~ WLAN5Gx a mode U-NII-1 99PCT

Plot: Bandwidth within Band

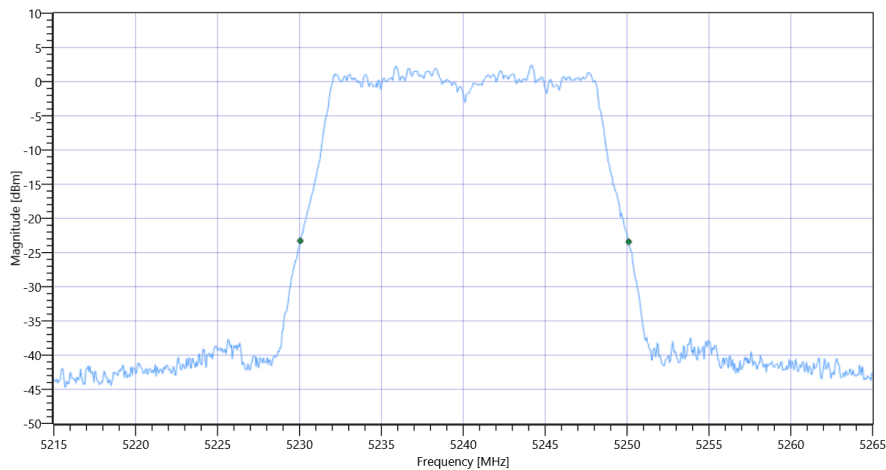


FCC 15.407, ISED RSS247 # Bandwidths 99PCT and 26dB ~ WLAN5Gx a mode U-NII-1

RESULT

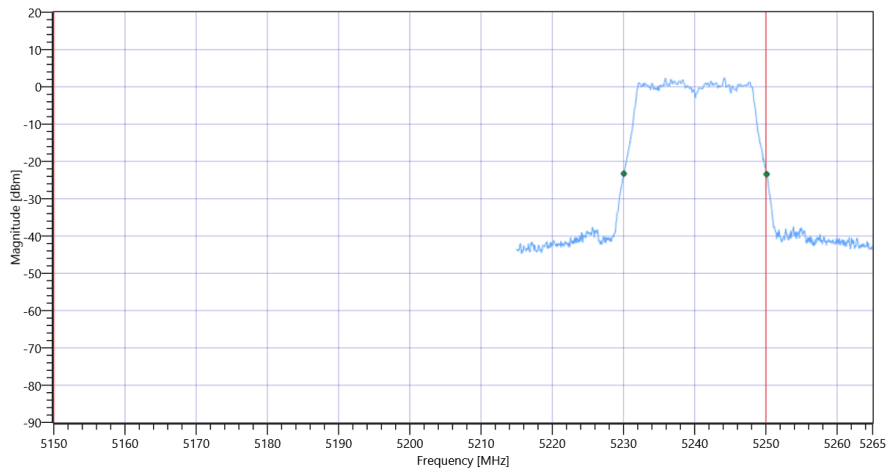
| Test Description | Lower Limit | Upper Limit | Measured | Unit | Verdict |
|------------------|-------------|-------------|-----------|------|--------------|
| Bandwidth 26dB | --- | --- | 20.05 | MHz | INFO |
| T1 26dB | 5150.000000 | --- | 5230.0500 | MHz | PASS |
| T2 26dB | --- | 5250.000000 | 5250.1000 | MHz | DFS required |

Plot: Bandwidth only



FCC 15.407, ISED RSS247 # Bandwidths 99PCT and 26dB ~ WLAN5Gx a mode U-NII-1 26dB

Plot: Bandwidth within Band



FCC 15.407, ISED RSS247 # Bandwidths 99PCT and 26dB ~ WLAN5Gx a mode U-NII-1

Message with SA scan ~

Test References

| | |
|-----------------------------------|--------------------------------------|
| TC Start | 27.10.2022 17:14:54 |
| Ambit Temp [°C] Humidity [rel%] | 27.8 43 |
| System Version | 3.3.1.6 |
| Test Specification | - |
| Test Method | |
| TC Version | 0.0.1 |
| My Description | Message with SA Scan a_mode_U_NII_2A |
| Add. Information | |

Test Parameter

| | |
|---------------|--|
| Switched Path | EUT - SignalingUnit - SpectrumAnalyzer |
| Message start | 27.10.2022 17:14:56 |
| Message | set WLAN5Gx to a_mode_U_NII_2A, Frequency [MHz] 5260 , |

Test Equipment

| |
|--|
| Signal analyzer,Rohde&Schwarz,FSV-40,1321.3008K40/101353,3.70 |
| Switch matrix,Rohde&Schwarz,OSP-B157W8PLUS,1527.1144.05 / 100837,2.10.0.23 |

Common 5Gx 6Gx # Peak output power 3MHz/3MHz ~ WLAN5Gx a mode U-NII-2A

Test References

| | |
|-----------------------------------|---|
| TC Start | 27.10.2022 17:16:08 |
| Ambit Temp [°C] Humidity [rel%] | 27.8 43 |
| System Version | 3.3.1.6 |
| Test Specification | Common 5Gx 6Gx - none |
| Test Method | |
| TC Version | 0.0.1 |
| My Description | Peak OP 3MHz/3MHz - WLAN5Gx a mode U-NII-2A |
| Add. Information | |

EUT Common Settings WLAN5Gx

| | |
|-------------------------|--------|
| Number of Antenna Ports | 1 |
| User Interaction | No |
| Device Class UNII_1 | Client |

Test Parameter

| | |
|--|--|
| Technology to test | WLAN5Gx a mode |
| Antenna Port used | 1 |
| Temperature | nom |
| Voltage | nom |
| Frequency low to test | True Freq [MHz] 5260 |
| Frequency mid to test | False Freq [MHz] 5280 |
| Frequency high to test | False Freq [MHz] 5320 |
| Auto Control enabled Power Supply Climatic Box | No No |
| Additional Path Loss [dB] | 1.4 |
| Switched Path | EUT - SignalingUnit - SpectrumAnalyzer |

Test Equipment

| |
|--|
| Signal analyzer,Rohde&Schwarz,FSV-40,1321.3008K40/101353,3.70 |
| Switch matrix,Rohde&Schwarz,OSP-B157W8PLUS,1527.1144.05 / 100837,2.10.0.23 |

Test at TX 5260 MHz

RESULT: Reference Power cond.

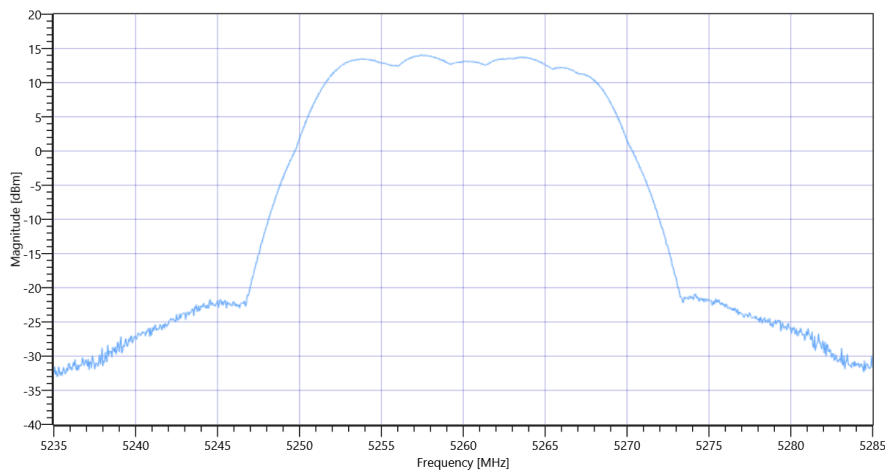
| Test Description | Lower Limit | Upper Limit | Measured | Unit | Verdict |
|-------------------------------|-------------|-------------|----------|------|---------|
| Ref. Power 1MHz/1MHz cond. | --- | --- | 7.25 | dBm | INFO |
| Ref. Frequency | --- | --- | 5262.600 | MHz | INFO |

READ SA SETTINGS:

| | |
|--|-----------------------|
| RefLevel [dBm] RefLevelOffset [dB] InpAtt [dB] | 19.25 4.81 30 |
| Start [MHz] Stop [MHz] | 5235.000 5285.000 |
| RBW [MHz] VBW [MHz] | 3.000000 3.000000 |
| Detector TraceMode | POS MAXH |
| Sweep: Time [ms] Count Points per Section Type | 300 20 1001 SWE |

RESULT

| Test Description | Lower Limit | Upper Limit | Measured | Unit | Verdict |
|-------------------|-------------|-------------|----------|------|---------|
| Peak Power | --- | --- | 14.03 | dBm | INFO |
| Peak Power | --- | --- | 25.29298 | mW | INFO |
| Frequency at Peak | --- | --- | 5257.453 | MHz | INFO |



Common 5Gx 6Gx # Peak output power 3MHz-3MHz ~ WLAN5Gx a mode U-NII-2A

FCC 15.247 # Max output power and psd ~ WLAN5Gx a mode U-NII-2A

Test References

| | |
|-----------------------------------|---|
| TC Start | 27.10.2022 17:16:38 |
| Ambit Temp [°C] Humidity [rel%] | 27.8 43 |
| System Version | 3.3.1.6 |
| Test Specification | FCC 15.247 - |
| Test Method | KDB789033 D02, F, E.2.e. |
| TC Version | 0.0.1 |
| My Description | FCC 15.407 Max Output Power & PSD - WLAN5Gx a mode U-NII-2A |
| Add. Information | |

EUT Common Settings WLAN5Gx

| | |
|-------------------------|--------|
| Number of Antenna Ports | 1 |
| User Interaction | No |
| Device Class UNII_1 | Client |

Test Parameter

| | |
|--|--|
| Technology to test | WLAN5Gx a mode |
| Antenna Port used | 1 |
| Temperature | nom |
| Voltage | nom |
| Frequency low to test | True Freq [MHz] 5260 |
| Frequency mid to test | False Freq [MHz] 5280 |
| Frequency high to test | False Freq [MHz] 5320 |
| Auto Control enabled Power Supply Climatic Box | No No |
| Additional Path Loss [dB] | 1.4 |
| Switched Path | EUT - SignalingUnit - SpectrumAnalyzer |

Test Equipment

| |
|--|
| Signal analyzer,Rohde&Schwarz,FSV-40,1321.3008K40/101353,3.70 |
| Switch matrix,Rohde&Schwarz,OSP-B157W8PLUS,1527.1144.05 / 100837,2.10.0.23 |

Test at TX 5260 MHz

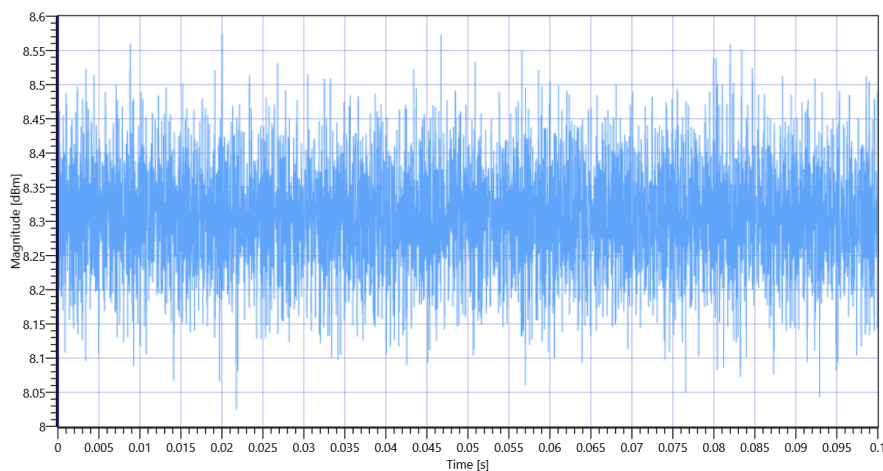
RESULT: Reference Power cond.

| Test Description | Lower Limit | Upper Limit | Measured | Unit | Verdict |
|-------------------------------|-------------|-------------|----------|------|---------|
| Ref. Power 1MHz/1MHz cond. | -- | -- | 7.44 | dBm | INFO |
| Ref. Frequency | -- | -- | 5264.000 | MHz | INFO |

Evaluation max. Duty Cycle

Duty Cycle evaluation

| Test Description | Lower Limit | Upper Limit | Measured | Unit | Verdict |
|--|-------------|-------------|----------|------|---------|
| No enough Bursts detected, Duty Cycle Burst Ratio set to 1 | | | | | |
| Duty Cycle (Burst Ratio) max | -- | -- | 1 | -- | INFO |
| Duty Cycle max | -- | -- | 0 | dB | INFO |
| Duty Cycle (Burst Ratio) min | -- | -- | 1 | -- | INFO |
| Duty Cycle min | -- | -- | 0 | dB | INFO |

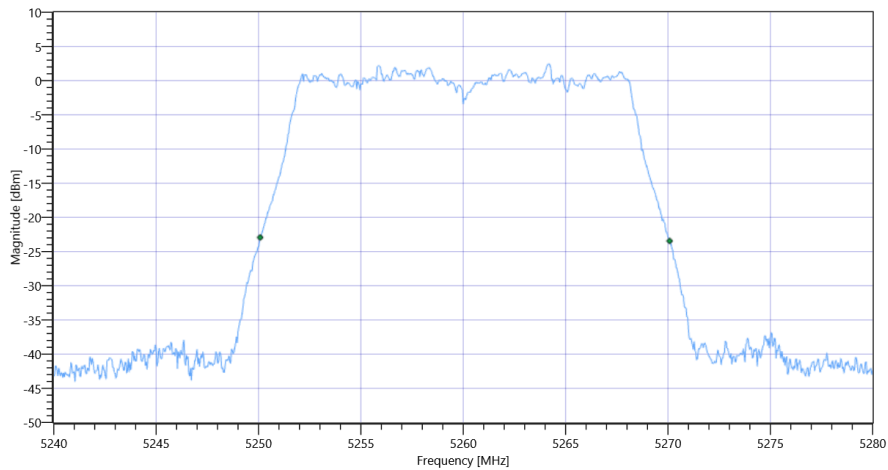


FCC 15.247 # Max output power and psd ~ WLAN5Gx a mode U-NII-2A 5260 MHz - DutyCycle

Evaluation Bandwidth

RESULT

| Test Description | Lower Limit | Upper Limit | Measured | Unit | Verdict |
|------------------|-------------|-------------|-----------|------|---------|
| Bandwidth 26dB | -- | -- | 20 | MHz | INFO |
| T1 26dB | -- | -- | 5250.0800 | MHz | INFO |
| T2 26dB | -- | -- | 5270.0800 | MHz | INFO |



FCC 15.247 # Max output power and psd ~ WLAN5Gx a mode U-NII-2A_BW

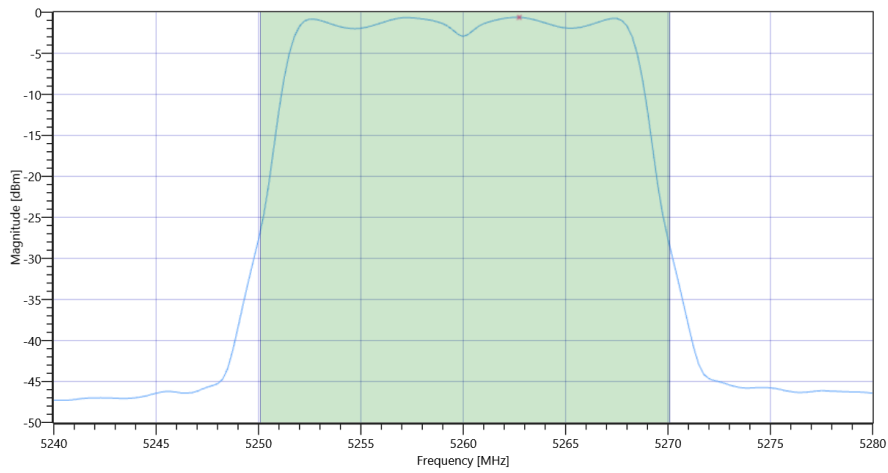
Maximum Output Power

READ SA SETTINGS:

| | |
|--|-----------------------|
| RefLevel [dBm] RefLevelOffset [dB] InpAtt [dB] | 19.44 4.81 30 |
| Start [MHz] Stop [MHz] | 5240.000 5280.000 |
| RBW [MHz] VBW [MHz] | 1.000000 3.000000 |
| Detector TraceMode | RMS MAXH |
| Sweep: Time [ms] Count Points per Section Type | 53700 1 161 SWE |

RESULT

| Test Description | Lower Limit | Upper Limit | Measured | Unit | Verdict |
|-------------------------------|-------------|-------------|----------|------|---------|
| Max Output Power | -- | -- | 10.68 | dBm | INFO |
| Duty Cycle Correction | -- | -- | 0 | dB | INFO |
| Limit absolute | | | | | |
| Max Output Power DC corrected | -- | 24 | 10.68 | dBm | PASS |
| Limit: 11 dBm + 10 log 20 | | | | | |
| Max Output Power DC corrected | -- | 24.01 | 10.68 | dBm | PASS |



FCC 15.247 # Max output power and psd ~ WLAN5Gx a mode U-NII-2A Max OP and PSD

Power Spectral Density

RESULT

| Test Description | Lower Limit | Upper Limit | Measured | Unit | Verdict |
|-------------------------------------|-------------|-------------|----------|----------|---------|
| Power Spectral Density | -- | -- | -0.62 | dBm/1MHz | INFO |
| Duty Cycle Correction | -- | -- | 0 | dB | INFO |
| Power Spectral Density DC corrected | -- | 11 | -0.62 | dBm/1MHz | PASS |

ISED RSS247 # Max output power and psd ~ WLAN5Gx a mode U-NII-2A

Test References

| | |
|-----------------------------------|---|
| TC Start | 27.10.2022 17:18:22 |
| Ambit Temp [°C] Humidity [rel%] | 27.8 43 |
| System Version | 3.3.1.6 |
| Test Specification | ISED RSS247 - |
| Test Method | |
| TC Version | 0.0.1 |
| My Description | ISED Max Output Power & PSD - WLAN5Gx a mode U-NII-2A |
| Add. Information | |

EUT Common Settings WLAN5Gx

| | |
|-------------------------|--------|
| Number of Antenna Ports | 1 |
| User Interaction | No |
| Device Class UNII_1 | Client |

Test Parameter

| | |
|--|--|
| Technology to test | WLAN5Gx a mode |
| Antenna Port used | 1 |
| Temperature | nom |
| Voltage | nom |
| Frequency low to test | True Freq [MHz] 5260 |
| Frequency mid to test | False Freq [MHz] 5280 |
| Frequency high to test | False Freq [MHz] 5320 |
| Auto Control enabled Power Supply Climatic Box | No No |
| Additional Path Loss [dB] | 1.4 |
| Switched Path | EUT - SignalingUnit - SpectrumAnalyzer |

Test Equipment

| |
|--|
| Signal analyzer,Rohde&Schwarz,FSV-40,1321.3008K40/101353,3.70 |
| Switch matrix,Rohde&Schwarz,OSP-B157W8PLUS,1527.1144.05 / 100837,2.10.0.23 |

Test at TX 5260 MHz

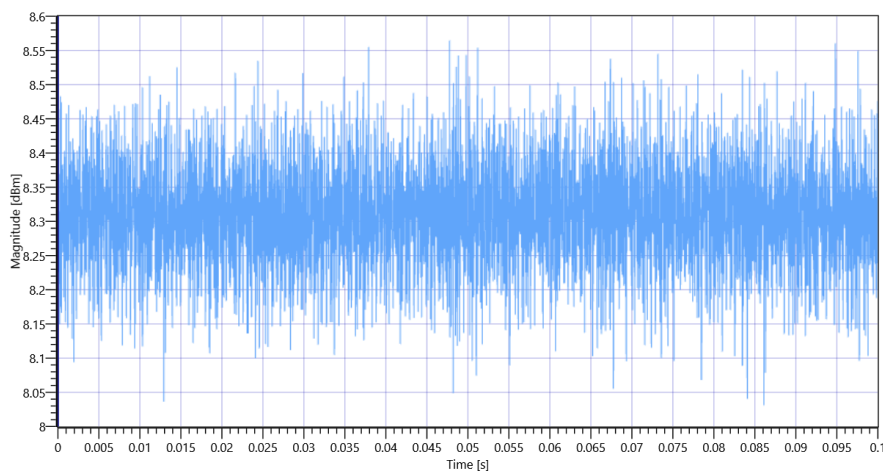
RESULT: Reference Power cond.

| Test Description | Lower Limit | Upper Limit | Measured | Unit | Verdict |
|-------------------------------|-------------|-------------|----------|------|---------|
| Ref. Power 1MHz/1MHz cond. | -- | -- | 7.19 | dBm | INFO |
| Ref. Frequency | -- | -- | 5263.000 | MHz | INFO |

Evaluation max. Duty Cycle

Duty Cycle evaluation

| Test Description | Lower Limit | Upper Limit | Measured | Unit | Verdict |
|--|-------------|-------------|----------|------|---------|
| No enough Bursts detected, Duty Cycle Burst Ratio set to 1 | | | | | |
| Duty Cycle (Burst Ratio) max | -- | -- | 1 | -- | INFO |
| Duty Cycle max | -- | -- | 0 | dB | INFO |
| Duty Cycle (Burst Ratio) min | -- | -- | 1 | -- | INFO |
| Duty Cycle min | -- | -- | 0 | dB | INFO |

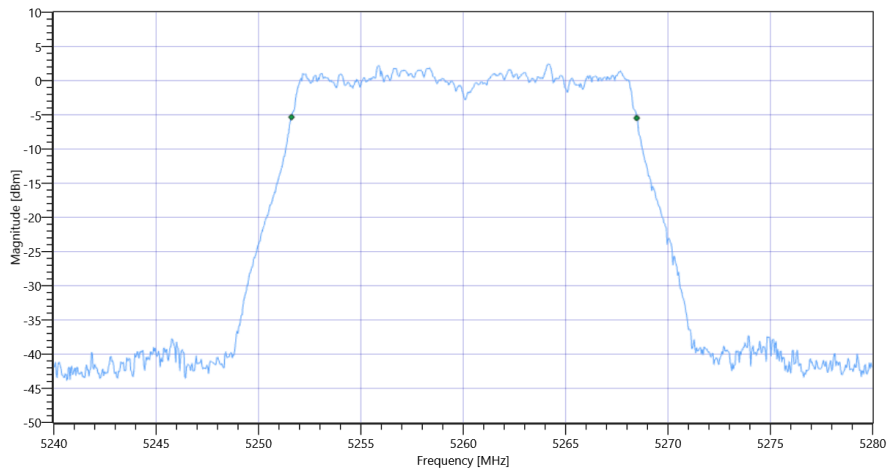


ISED RSS247 # Max output power and psd ~ WLAN5Gx a mode U-NII-2A 5260 MHz - DutyCycle

Evaluation Bandwidth

RESULT

| Test Description | Lower Limit | Upper Limit | Measured | Unit | Verdict |
|------------------|-------------|-------------|-----------|------|---------|
| Bandwidth 99% | -- | -- | 16.863 | MHz | INFO |
| T1 99% | -- | -- | 5251.6084 | MHz | INFO |
| T2 99% | -- | -- | 5268.4715 | MHz | INFO |



ISED RSS247 # Max output power and psd ~ WLAN5Gx a mode U-NII-2A_BW

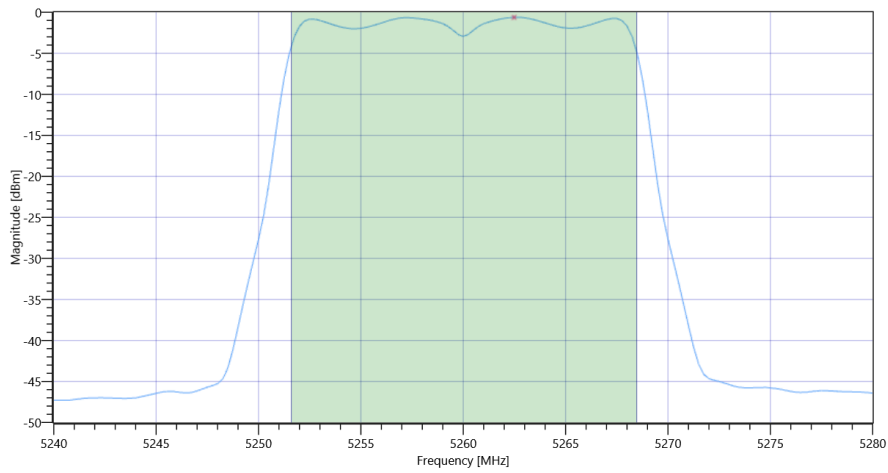
Maximum Output Power

READ SA SETTINGS:

| | |
|--|-----------------------|
| RefLevel [dBm] RefLevelOffset [dB] InpAtt [dB] | 19.19 4.81 30 |
| Start [MHz] Stop [MHz] | 5240.000 5280.000 |
| RBW [MHz] VBW [MHz] | 1.000000 3.000000 |
| Detector TraceMode | RMS MAXH |
| Sweep: Time [ms] Count Points per Section Type | 53700 1 161 SWE |

RESULT

| Test Description | Lower Limit | Upper Limit | Measured | Unit | Verdict |
|-------------------------------|-------------|-------------|----------|------|---------|
| Max Output Power | -- | -- | 10.6 | dBm | INFO |
| Duty Cycle Correction | -- | -- | 0 | dB | INFO |
| Limit absolute | | | | | |
| Max Output Power DC corrected | -- | 24 | 10.6 | dBm | PASS |
| Limit: 11 dBm + 10 log 16.863 | | | | | |
| Max Output Power DC corrected | -- | 23.27 | 10.6 | dBm | PASS |



ISED RSS247 # Max output power and psd ~ WLAN5Gx a mode U-NII-2A Max OP and PSD

Power Spectral Density

RESULT

| Test Description | Lower Limit | Upper Limit | Measured | Unit | Verdict |
|-------------------------------------|-------------|-------------|----------|----------|---------|
| Power Spectral Density | -- | -- | -0.62 | dBm/1MHz | INFO |
| Duty Cycle Correction | -- | -- | 0 | dB | INFO |
| Power Spectral Density DC corrected | -- | 11 | -0.62 | dBm/1MHz | PASS |

FCC 15.407, ISED RSS247 # Bandwidths 99PCT and 26dB ~ WLAN5Gx a mode U-NII-2A

Test References

| | |
|-----------------------------------|--|
| TC Start | 27.10.2022 17:20:06 |
| Ambit Temp [°C] Humidity [rel%] | 27.7 43 |
| System Version | 3.3.1.6 |
| Test Specification | FCC 15.407, ISED RSS247 - |
| Test Method | 26dB Bandwidth KDB789033 D02, C.1 / ISED RSS-GEN |
| TC Version | 0.0.1 |
| My Description | FCC 15.407 Bandwidths - WLAN5Gx a mode U-NII-2A |
| Add. Information | |

EUT Common Settings WLAN5Gx

| | |
|-------------------------|--------|
| Number of Antenna Ports | 1 |
| User Interaction | No |
| Device Class UNII_1 | Client |

Test Parameter

| | |
|--|--|
| Technology to test | WLAN5Gx a mode |
| Antenna Port used | 1 |
| Temperature | nom |
| Voltage | nom |
| Frequency low to test | True Freq [MHz] 5260 |
| Frequency mid to test | False Freq [MHz] 5280 |
| Frequency high to test | False Freq [MHz] 5320 |
| Auto Control enabled Power Supply Climatic Box | No No |
| Additional Path Loss [dB] | 1.4 |
| Switched Path | EUT - SignalingUnit - SpectrumAnalyzer |

Test Equipment

| |
|--|
| Signal analyzer,Rohde&Schwarz,FSV-40,1321.3008K40/101353,3.70 |
| Switch matrix,Rohde&Schwarz,OSP-B157W8PLUS,1527.1144.05 / 100837,2.10.0.23 |

Test at TX 5260 MHz

RESULT: Reference Power cond.

| Test Description | Lower Limit | Upper Limit | Measured | Unit | Verdict |
|-------------------------------|-------------|-------------|----------|------|---------|
| Ref. Power 1MHz/1MHz cond. | --- | --- | 7.41 | dBm | INFO |
| Ref. Frequency | --- | --- | 5262.800 | MHz | INFO |

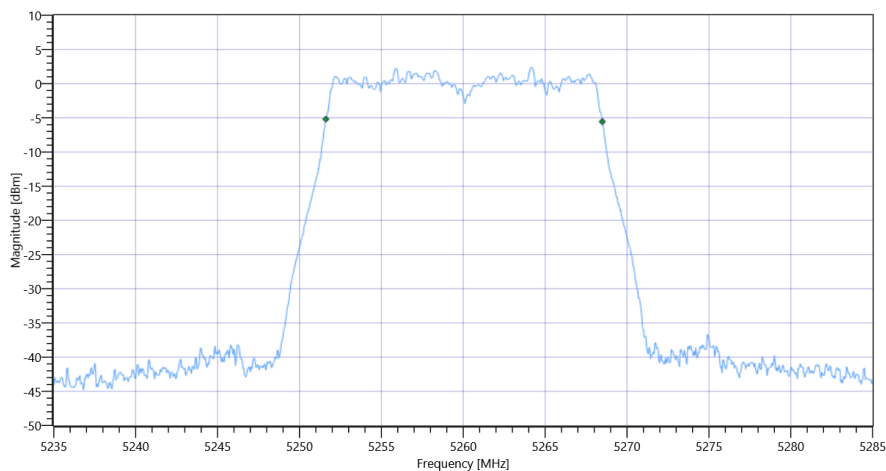
READ SA SETTINGS:

| | |
|--|-----------------------|
| RefLevel [dBm] RefLevelOffset [dB] InpAtt [dB] | 15.41 4.81 30 |
| Start [MHz] Stop [MHz] | 5235.000 5285.000 |
| RBW [MHz] VBW [MHz] | 0.300000 1.000000 |
| Detector TraceMode | POS MAXH |
| Sweep: Time [ms] Count Points per Section Type | 1 2500 1001 SWE |

RESULT

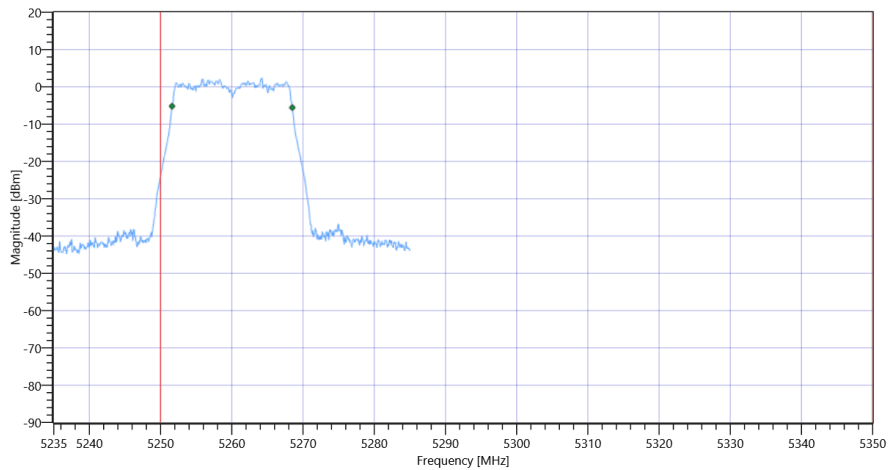
| Test Description | Lower Limit | Upper Limit | Measured | Unit | Verdict |
|------------------|-------------|-------------|-----------|------|---------------------------------|
| Bandwidth 99% | --- | --- | 16.883 | MHz | INFO |
| T1 99% | 5250.000000 | --- | 5251.6084 | MHz | PASS since U-NII-1 is supported |
| T2 99% | --- | 5350.000000 | 5268.4915 | MHz | PASS |

Plot: Bandwidth only



FCC 15.407, ISSED RSS247 # Bandwidths 99PCT and 26dB ~ WLAN5Gx a mode U-NII-2A 99PCT

Plot: Bandwidth within Band

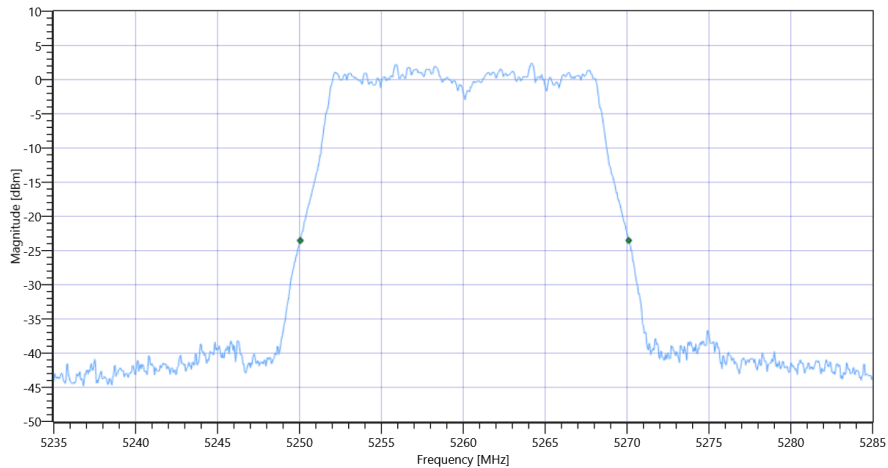


FCC 15.407, ISED RSS247 # Bandwidths 99PCT and 26dB ~ WLAN5Gx a mode U-NII-2A

RESULT

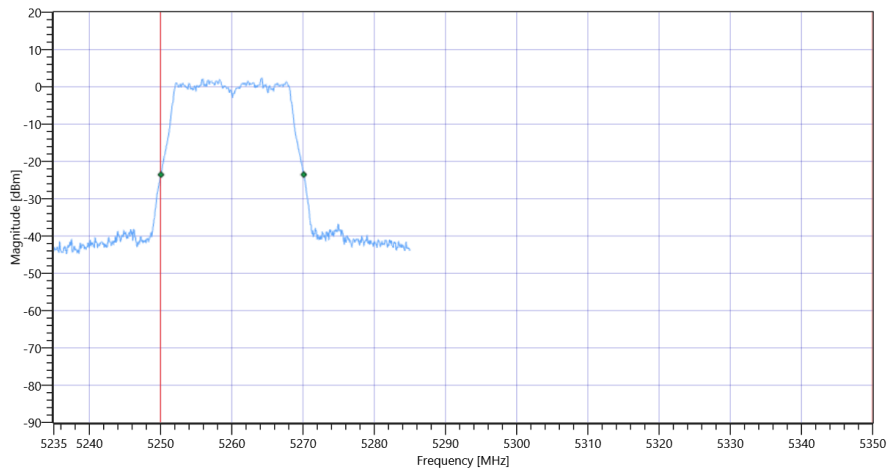
| Test Description | Lower Limit | Upper Limit | Measured | Unit | Verdict |
|------------------|-------------|-------------|-----------|------|---------------------------------|
| Bandwidth 26dB | --- | --- | 20.05 | MHz | INFO |
| T1 26dB | 5250.000000 | --- | 5250.0500 | MHz | PASS since U-NII-1 is supported |
| T2 26dB | --- | 5350.000000 | 5270.1000 | MHz | PASS |

Plot: Bandwidth only



FCC 15.407, ISED RSS247 # Bandwidths 99PCT and 26dB ~ WLAN5Gx a mode U-NII-2A 26dB

Plot: Bandwidth within Band



FCC 15.407, ISED RSS247 # Bandwidths 99PCT and 26dB ~ WLAN5Gx a mode U-NII-2A

Message with SA scan ~

Test References

| | |
|-----------------------------------|--------------------------------------|
| TC Start | 27.10.2022 17:20:58 |
| Ambit Temp [°C] Humidity [rel%] | 27.8 43 |
| System Version | 3.3.1.6 |
| Test Specification | - |
| Test Method | |
| TC Version | 0.0.1 |
| My Description | Message with SA Scan a_mode_U_NII_2A |
| Add. Information | |

Test Parameter

| | |
|---------------|--|
| Switched Path | EUT - SignalingUnit - SpectrumAnalyzer |
| Message start | 27.10.2022 17:20:59 |
| Message | set WLAN5Gx to a_mode_U_NII_2A, Frequency [MHz] 5280 , |

Test Equipment

| |
|--|
| Signal analyzer,Rohde&Schwarz,FSV-40,1321.3008K40/101353,3.70 |
| Switch matrix,Rohde&Schwarz,OSP-B157W8PLUS,1527.1144.05 / 100837,2.10.0.23 |

Common 5Gx 6Gx # Peak output power 3MHz/3MHz ~ WLAN5Gx a mode U-NII-2A

Test References

| | |
|-----------------------------------|---|
| TC Start | 27.10.2022 17:31:48 |
| Ambit Temp [°C] Humidity [rel%] | 27.7 43 |
| System Version | 3.3.1.6 |
| Test Specification | Common 5Gx 6Gx - none |
| Test Method | |
| TC Version | 0.0.1 |
| My Description | Peak OP 3MHz/3MHz - WLAN5Gx a mode U-NII-2A |
| Add. Information | |

EUT Common Settings WLAN5Gx

| | |
|-------------------------|--------|
| Number of Antenna Ports | 1 |
| User Interaction | No |
| Device Class UNII_1 | Client |

Test Parameter

| | |
|--|--|
| Technology to test | WLAN5Gx a mode |
| Antenna Port used | 1 |
| Temperature | nom |
| Voltage | nom |
| Frequency low to test | False Freq [MHz] 5260 |
| Frequency mid to test | True Freq [MHz] 5280 |
| Frequency high to test | False Freq [MHz] 5320 |
| Auto Control enabled Power Supply Climatic Box | No No |
| Additional Path Loss [dB] | 1.4 |
| Switched Path | EUT - SignalingUnit - SpectrumAnalyzer |

Test Equipment

| |
|--|
| Signal analyzer,Rohde&Schwarz,FSV-40,1321.3008K40/101353,3.70 |
| Switch matrix,Rohde&Schwarz,OSP-B157W8PLUS,1527.1144.05 / 100837,2.10.0.23 |

Test at TX 5280 MHz

RESULT: Reference Power cond.

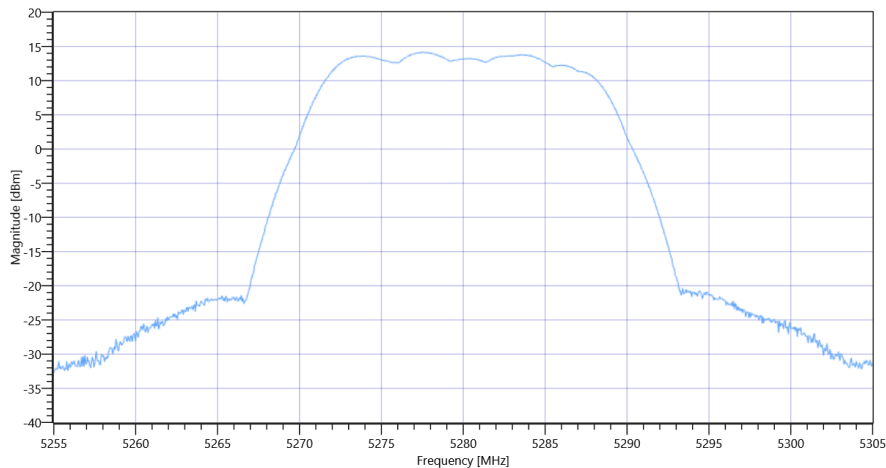
| Test Description | Lower Limit | Upper Limit | Measured | Unit | Verdict |
|-------------------------------|-------------|-------------|----------|------|---------|
| Ref. Power 1MHz/1MHz cond. | --- | --- | 7.47 | dBm | INFO |
| Ref. Frequency | --- | --- | 5282.800 | MHz | INFO |

READ SA SETTINGS:

| | |
|--|-----------------------|
| RefLevel [dBm] RefLevelOffset [dB] InpAtt [dB] | 19.47 4.82 30 |
| Start [MHz] Stop [MHz] | 5255.000 5305.000 |
| RBW [MHz] VBW [MHz] | 3.000000 3.000000 |
| Detector TraceMode | POS MAXH |
| Sweep: Time [ms] Count Points per Section Type | 300 20 1001 SWE |

RESULT

| Test Description | Lower Limit | Upper Limit | Measured | Unit | Verdict |
|-------------------|-------------|-------------|-----------|------|---------|
| Peak Power | --- | --- | 14.13 | dBm | INFO |
| Peak Power | --- | --- | 25.882129 | mW | INFO |
| Frequency at Peak | --- | --- | 5277.552 | MHz | INFO |



Common 5Gx 6Gx # Peak output power 3MHz-3MHz ~ WLAN5Gx a mode U-NII-2A

FCC 15.247 # Max output power and psd ~ WLAN5Gx a mode U-NII-2A

Test References

| | |
|-----------------------------------|---|
| TC Start | 27.10.2022 17:32:19 |
| Ambit Temp [°C] Humidity [rel%] | 27.7 43 |
| System Version | 3.3.1.6 |
| Test Specification | FCC 15.247 - |
| Test Method | KDB789033 D02, F, E.2.e. |
| TC Version | 0.0.1 |
| My Description | FCC 15.407 Max Output Power & PSD - WLAN5Gx a mode U-NII-2A |
| Add. Information | |

EUT Common Settings WLAN5Gx

| | |
|-------------------------|--------|
| Number of Antenna Ports | 1 |
| User Interaction | No |
| Device Class UNII_1 | Client |

Test Parameter

| | |
|--|--|
| Technology to test | WLAN5Gx a mode |
| Antenna Port used | 1 |
| Temperature | nom |
| Voltage | nom |
| Frequency low to test | False Freq [MHz] 5260 |
| Frequency mid to test | True Freq [MHz] 5280 |
| Frequency high to test | False Freq [MHz] 5320 |
| Auto Control enabled Power Supply Climatic Box | No No |
| Additional Path Loss [dB] | 1.4 |
| Switched Path | EUT - SignalingUnit - SpectrumAnalyzer |

Test Equipment

| |
|--|
| Signal analyzer,Rohde&Schwarz,FSV-40,1321.3008K40/101353,3.70 |
| Switch matrix,Rohde&Schwarz,OSP-B157W8PLUS,1527.1144.05 / 100837,2.10.0.23 |

Test at TX 5280 MHz

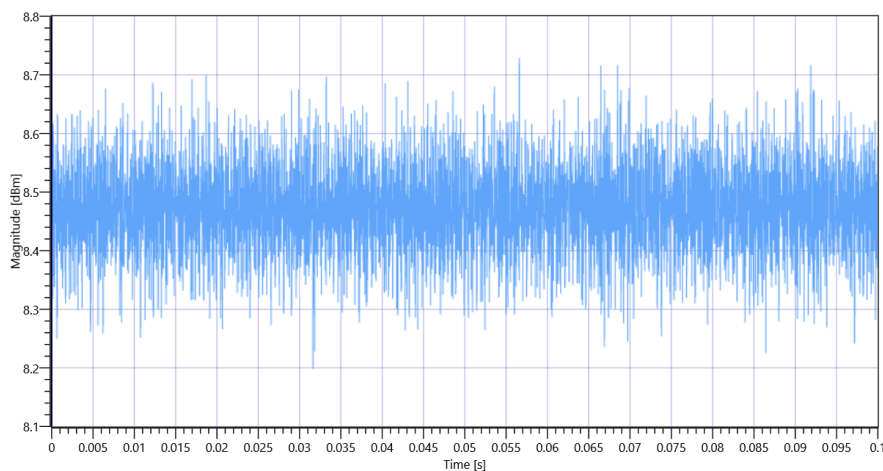
RESULT: Reference Power cond.

| Test Description | Lower Limit | Upper Limit | Measured | Unit | Verdict |
|-------------------------------|-------------|-------------|----------|------|---------|
| Ref. Power 1MHz/1MHz cond. | --- | --- | 7.47 | dBm | INFO |
| Ref. Frequency | --- | --- | 5282.600 | MHz | INFO |

Evaluation max. Duty Cycle

Duty Cycle evaluation

| Test Description | Lower Limit | Upper Limit | Measured | Unit | Verdict |
|--|-------------|-------------|----------|------|---------|
| No enough Bursts detected, Duty Cycle Burst Ratio set to 1 | | | | | |
| Duty Cycle (Burst Ratio) max | --- | --- | 1 | --- | INFO |
| Duty Cycle max | --- | --- | 0 | dB | INFO |
| Duty Cycle (Burst Ratio) min | --- | --- | 1 | --- | INFO |
| Duty Cycle min | --- | --- | 0 | dB | INFO |

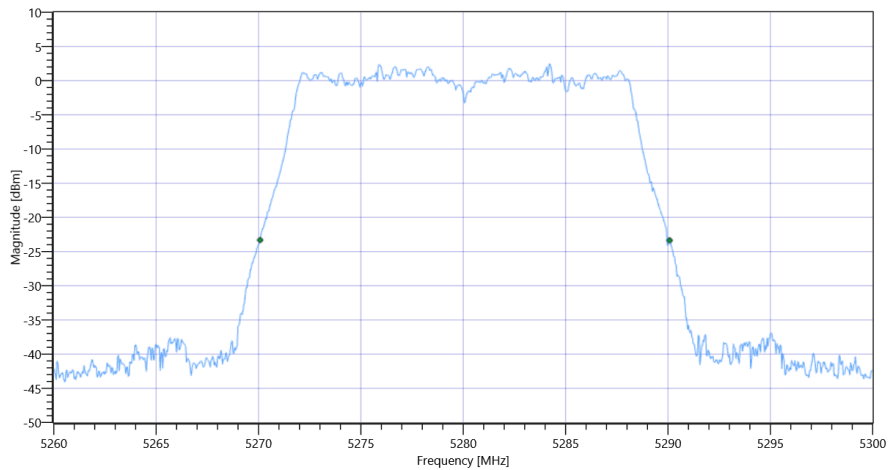


FCC 15.247 # Max output power and psd ~ WLAN5Gx a mode U-NII-2A 5280 MHz - DutyCycle

Evaluation Bandwidth

RESULT

| Test Description | Lower Limit | Upper Limit | Measured | Unit | Verdict |
|------------------|-------------|-------------|-----------|------|---------|
| Bandwidth 26dB | --- | --- | 20 | MHz | INFO |
| T1 26dB | --- | --- | 5270.0800 | MHz | INFO |
| T2 26dB | --- | --- | 5290.0800 | MHz | INFO |



FCC 15.247 # Max output power and psd ~ WLAN5Gx a mode U-NII-2A_BW

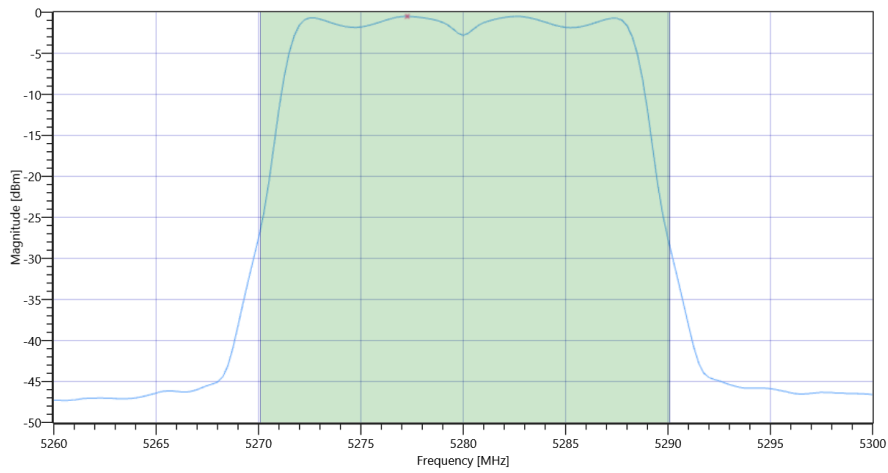
Maximum Output Power

READ SA SETTINGS:

| | |
|--|-----------------------|
| RefLevel [dBm] RefLevelOffset [dB] InpAtt [dB] | 19.47 4.82 30 |
| Start [MHz] Stop [MHz] | 5260.000 5300.000 |
| RBW [MHz] VBW [MHz] | 1.000000 3.000000 |
| Detector TraceMode | RMS MAXH |
| Sweep: Time [ms] Count Points per Section Type | 53700 1 161 SWE |

RESULT

| Test Description | Lower Limit | Upper Limit | Measured | Unit | Verdict |
|-------------------------------|-------------|-------------|----------|------|---------|
| Max Output Power | -- | -- | 10.8 | dBm | INFO |
| Duty Cycle Correction | -- | -- | 0 | dB | INFO |
| Limit absolute | | | | | |
| Max Output Power DC corrected | -- | 24 | 10.8 | dBm | PASS |
| Limit: 11 dBm + 10 log 20 | | | | | |
| Max Output Power DC corrected | -- | 24.01 | 10.8 | dBm | PASS |



FCC 15.247 # Max output power and psd ~ WLAN5Gx a mode U-NII-2A Max OP and PSD

Power Spectral Density

RESULT

| Test Description | Lower Limit | Upper Limit | Measured | Unit | Verdict |
|-------------------------------------|-------------|-------------|----------|----------|---------|
| Power Spectral Density | -- | -- | -0.5 | dBm/1MHz | INFO |
| Duty Cycle Correction | -- | -- | 0 | dB | INFO |
| Power Spectral Density DC corrected | -- | 11 | -0.5 | dBm/1MHz | PASS |

ISED RSS247 # Max output power and psd ~ WLAN5Gx a mode U-NII-2A

Test References

| | |
|-----------------------------------|---|
| TC Start | 27.10.2022 17:34:02 |
| Ambit Temp [°C] Humidity [rel%] | 27.7 44 |
| System Version | 3.3.1.6 |
| Test Specification | ISED RSS247 - |
| Test Method | |
| TC Version | 0.0.1 |
| My Description | ISED Max Output Power & PSD - WLAN5Gx a mode U-NII-2A |
| Add. Information | |

EUT Common Settings WLAN5Gx

| | |
|-------------------------|--------|
| Number of Antenna Ports | 1 |
| User Interaction | No |
| Device Class UNII_1 | Client |

Test Parameter

| | |
|--|--|
| Technology to test | WLAN5Gx a mode |
| Antenna Port used | 1 |
| Temperature | nom |
| Voltage | nom |
| Frequency low to test | False Freq [MHz] 5260 |
| Frequency mid to test | True Freq [MHz] 5280 |
| Frequency high to test | False Freq [MHz] 5320 |
| Auto Control enabled Power Supply Climatic Box | No No |
| Additional Path Loss [dB] | 1.4 |
| Switched Path | EUT - SignalingUnit - SpectrumAnalyzer |

Test Equipment

| |
|--|
| Signal analyzer,Rohde&Schwarz,FSV-40,1321.3008K40/101353,3.70 |
| Switch matrix,Rohde&Schwarz,OSP-B157W8PLUS,1527.1144.05 / 100837,2.10.0.23 |

Test at TX 5280 MHz

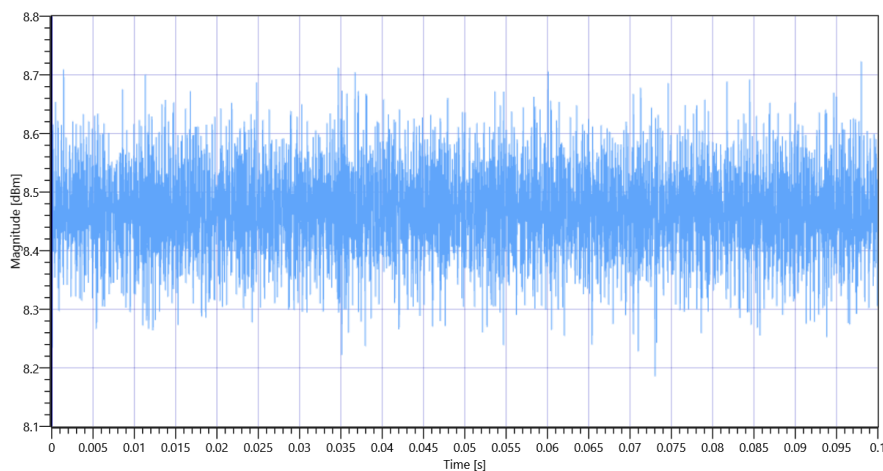
RESULT: Reference Power cond.

| Test Description | Lower Limit | Upper Limit | Measured | Unit | Verdict |
|-------------------------------|-------------|-------------|----------|------|---------|
| Ref. Power 1MHz/1MHz cond. | -- | -- | 7.23 | dBm | INFO |
| Ref. Frequency | -- | -- | 5272.610 | MHz | INFO |

Evaluation max. Duty Cycle

Duty Cycle evaluation

| Test Description | Lower Limit | Upper Limit | Measured | Unit | Verdict |
|--|-------------|-------------|----------|------|---------|
| No enough Bursts detected, Duty Cycle Burst Ratio set to 1 | | | | | |
| Duty Cycle (Burst Ratio) max | -- | -- | 1 | -- | INFO |
| Duty Cycle max | -- | -- | 0 | dB | INFO |
| Duty Cycle (Burst Ratio) min | -- | -- | 1 | -- | INFO |
| Duty Cycle min | -- | -- | 0 | dB | INFO |

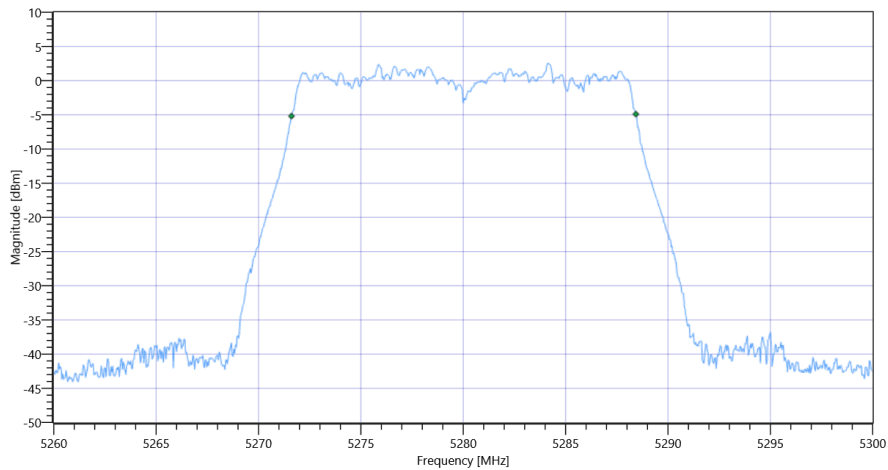


ISED RSS247 # Max output power and psd ~ WLAN5Gx a mode U-NII-2A 5280 MHz - DutyCycle

Evaluation Bandwidth

RESULT

| Test Description | Lower Limit | Upper Limit | Measured | Unit | Verdict |
|------------------|-------------|-------------|-----------|------|---------|
| Bandwidth 99% | -- | -- | 16.823 | MHz | INFO |
| T1 99% | -- | -- | 5271.6084 | MHz | INFO |
| T2 99% | -- | -- | 5288.4316 | MHz | INFO |



ISED RSS247 # Max output power and psd ~ WLAN5Gx a mode U-NII-2A_BW

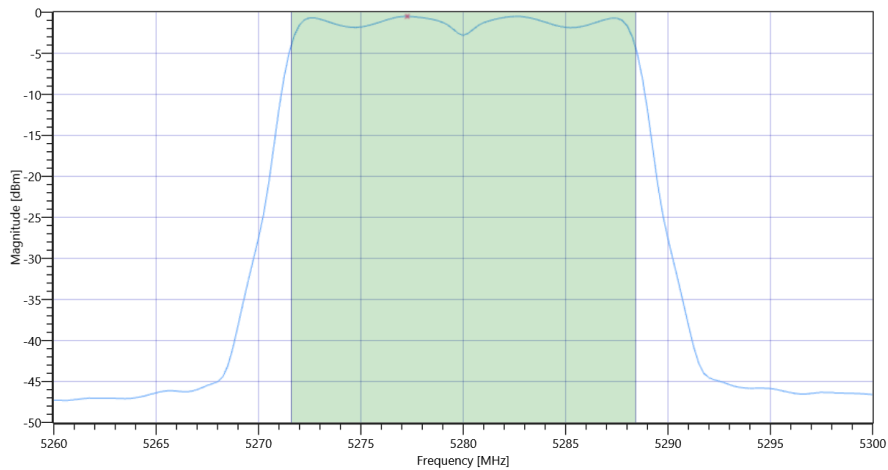
Maximum Output Power

READ SA SETTINGS:

| | |
|--|-----------------------|
| RefLevel [dBm] RefLevelOffset [dB] InpAtt [dB] | 19.23 4.82 30 |
| Start [MHz] Stop [MHz] | 5260.000 5300.000 |
| RBW [MHz] VBW [MHz] | 1.000000 3.000000 |
| Detector TraceMode | RMS MAXH |
| Sweep: Time [ms] Count Points per Section Type | 53700 1 161 SWE |

RESULT

| Test Description | Lower Limit | Upper Limit | Measured | Unit | Verdict |
|-------------------------------|-------------|-------------|----------|------|---------|
| Max Output Power | -- | -- | 10.72 | dBm | INFO |
| Duty Cycle Correction | -- | -- | 0 | dB | INFO |
| Limit absolute | | | | | |
| Max Output Power DC corrected | -- | 24 | 10.72 | dBm | PASS |
| Limit: 11 dBm + 10 log 16.823 | | | | | |
| Max Output Power DC corrected | -- | 23.26 | 10.72 | dBm | PASS |



ISED RSS247 # Max output power and psd ~ WLAN5Gx a mode U-NII-2A Max OP and PSD

Power Spectral Density

RESULT

| Test Description | Lower Limit | Upper Limit | Measured | Unit | Verdict |
|-------------------------------------|-------------|-------------|----------|----------|---------|
| Power Spectral Density | -- | -- | -0.5 | dBm/1MHz | INFO |
| Duty Cycle Correction | -- | -- | 0 | dB | INFO |
| Power Spectral Density DC corrected | -- | 11 | -0.5 | dBm/1MHz | PASS |

FCC 15.407, ISED RSS247 # Bandwidths 99PCT and 26dB ~ WLAN5Gx a mode U-NII-2A

Test References

| | |
|-----------------------------------|--|
| TC Start | 27.10.2022 17:35:47 |
| Ambit Temp [°C] Humidity [rel%] | 27.7 44 |
| System Version | 3.3.1.6 |
| Test Specification | FCC 15.407, ISED RSS247 - |
| Test Method | 26dB Bandwidth KDB789033 D02, C.1 / ISED RSS-GEN |
| TC Version | 0.0.1 |
| My Description | FCC 15.407 Bandwidths - WLAN5Gx a mode U-NII-2A |
| Add. Information | |

EUT Common Settings WLAN5Gx

| | |
|-------------------------|--------|
| Number of Antenna Ports | 1 |
| User Interaction | No |
| Device Class UNII_1 | Client |

Test Parameter

| | |
|--|--|
| Technology to test | WLAN5Gx a mode |
| Antenna Port used | 1 |
| Temperature | nom |
| Voltage | nom |
| Frequency low to test | False Freq [MHz] 5260 |
| Frequency mid to test | True Freq [MHz] 5280 |
| Frequency high to test | False Freq [MHz] 5320 |
| Auto Control enabled Power Supply Climatic Box | No No |
| Additional Path Loss [dB] | 1.4 |
| Switched Path | EUT - SignalingUnit - SpectrumAnalyzer |

Test Equipment

| |
|--|
| Signal analyzer,Rohde&Schwarz,FSV-40,1321.3008K40/101353,3.70 |
| Switch matrix,Rohde&Schwarz,OSP-B157W8PLUS,1527.1144.05 / 100837,2.10.0.23 |

Test at TX 5280 MHz

RESULT: Reference Power cond.

| Test Description | Lower Limit | Upper Limit | Measured | Unit | Verdict |
|-------------------------------|-------------|-------------|----------|------|---------|
| Ref. Power 1MHz/1MHz cond. | --- | --- | 7.71 | dBm | INFO |
| Ref. Frequency | --- | --- | 5282.400 | MHz | INFO |

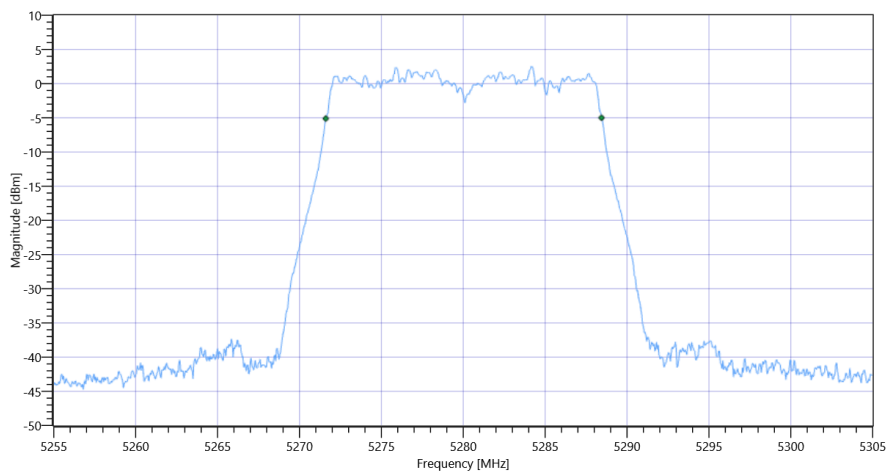
READ SA SETTINGS:

| | |
|--|-----------------------|
| RefLevel [dBm] RefLevelOffset [dB] InpAtt [dB] | 15.71 4.82 30 |
| Start [MHz] Stop [MHz] | 5255.000 5305.000 |
| RBW [MHz] VBW [MHz] | 0.300000 1.000000 |
| Detector TraceMode | POS MAXH |
| Sweep: Time [ms] Count Points per Section Type | 1 2500 1001 SWE |

RESULT

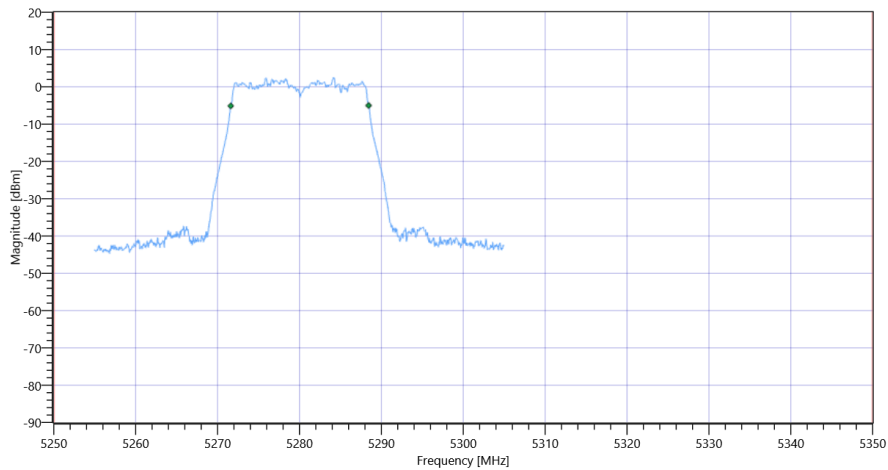
| Test Description | Lower Limit | Upper Limit | Measured | Unit | Verdict |
|------------------|-------------|-------------|-----------|------|---------------------------------|
| Bandwidth 99% | --- | --- | 16.833 | MHz | INFO |
| T1 99% | 5250.000000 | --- | 5271.6084 | MHz | PASS since U-NII-1 is supported |
| T2 99% | --- | 5350.000000 | 5288.4416 | MHz | PASS |

Plot: Bandwidth only



FCC 15.407, ISSED RSS247 # Bandwidths 99PCT and 26dB ~ WLAN5Gx a mode U-NII-2A 99PCT

Plot: Bandwidth within Band

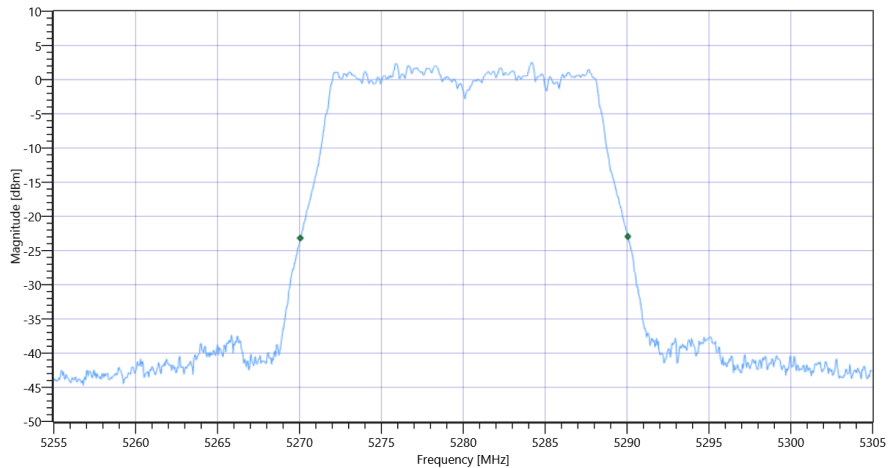


FCC 15.407, ISED RSS247 # Bandwidths 99PCT and 26dB ~ WLAN5Gx a mode U-NII-2A

RESULT

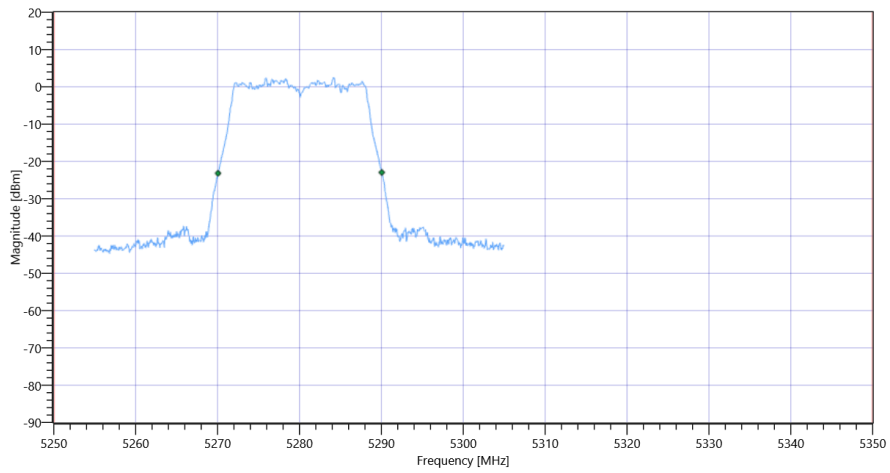
| Test Description | Lower Limit | Upper Limit | Measured | Unit | Verdict |
|------------------|-------------|-------------|-----------|------|---------------------------------|
| Bandwidth 26dB | --- | --- | 20 | MHz | INFO |
| T1 26dB | 5250.000000 | --- | 5270.0500 | MHz | PASS since U-NII-1 is supported |
| T2 26dB | --- | 5350.000000 | 5290.0500 | MHz | PASS |

Plot: Bandwidth only



FCC 15.407, ISED RSS247 # Bandwidths 99PCT and 26dB ~ WLAN5Gx a mode U-NII-2A 26dB

Plot: Bandwidth within Band



FCC 15.407, ISED RSS247 # Bandwidths 99PCT and 26dB ~ WLAN5Gx a mode U-NII-2A

Message with SA scan ~

Test References

| | |
|-----------------------------------|--------------------------------------|
| TC Start | 27.10.2022 17:36:39 |
| Ambit Temp [°C] Humidity [rel%] | 27.7 44 |
| System Version | 3.3.1.6 |
| Test Specification | - |
| Test Method | |
| TC Version | 0.0.1 |
| My Description | Message with SA Scan a_mode_U_NII_2A |
| Add. Information | |

Test Parameter

| | |
|---------------|--|
| Switched Path | EUT - SignalingUnit - SpectrumAnalyzer |
| Message start | 27.10.2022 17:36:40 |
| Message | set WLAN5Gx to a_mode_U_NII_2A, Frequency [MHz] 5320 |

Test Equipment

| |
|--|
| Signal analyzer,Rohde&Schwarz,FSV-40,1321.3008K40/101353,3.70 |
| Switch matrix,Rohde&Schwarz,OSP-B157W8PLUS,1527.1144.05 / 100837,2.10.0.23 |

Common 5Gx 6Gx # Peak output power 3MHz/3MHz ~ WLAN5Gx a mode U-NII-2A

Test References

| | |
|-----------------------------------|---|
| TC Start | 27.10.2022 18:57:09 |
| Ambit Temp [°C] Humidity [rel%] | 27.5 44 |
| System Version | 3.3.1.6 |
| Test Specification | Common 5Gx 6Gx - none |
| Test Method | |
| TC Version | 0.0.1 |
| My Description | Peak OP 3MHz/3MHz - WLAN5Gx a mode U-NII-2A |
| Add. Information | |

EUT Common Settings WLAN5Gx

| | |
|-------------------------|--------|
| Number of Antenna Ports | 1 |
| User Interaction | No |
| Device Class UNII_1 | Client |

Test Parameter

| | |
|--|--|
| Technology to test | WLAN5Gx a mode |
| Antenna Port used | 1 |
| Temperature | nom |
| Voltage | nom |
| Frequency low to test | False Freq [MHz] 5260 |
| Frequency mid to test | False Freq [MHz] 5280 |
| Frequency high to test | True Freq [MHz] 5320 |
| Auto Control enabled Power Supply Climatic Box | No No |
| Additional Path Loss [dB] | 1.4 |
| Switched Path | EUT - SignalingUnit - SpectrumAnalyzer |

Test Equipment

| |
|--|
| Signal analyzer,Rohde&Schwarz,FSV-40,1321.3008K40/101353,3.70 |
| Switch matrix,Rohde&Schwarz,OSP-B157W8PLUS,1527.1144.05 / 100837,2.10.0.23 |

Test at TX 5320 MHz

RESULT: Reference Power cond.

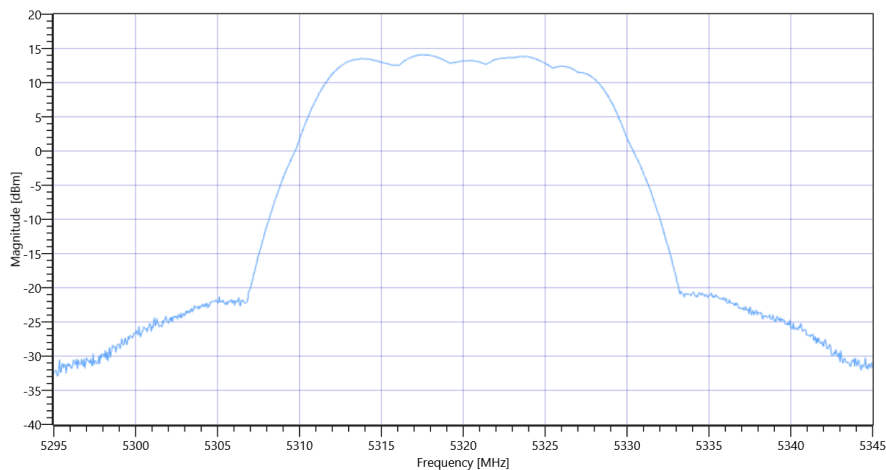
| Test Description | Lower Limit | Upper Limit | Measured | Unit | Verdict |
|-------------------------------|-------------|-------------|----------|------|---------|
| Ref. Power 1MHz/1MHz cond. | --- | --- | 7.51 | dBm | INFO |
| Ref. Frequency | --- | --- | 5322.000 | MHz | INFO |

READ SA SETTINGS:

| | |
|--|-----------------------|
| RefLevel [dBm] RefLevelOffset [dB] InpAtt [dB] | 19.51 4.82 30 |
| Start [MHz] Stop [MHz] | 5295.000 5345.000 |
| RBW [MHz] VBW [MHz] | 3.000000 3.000000 |
| Detector TraceMode | POS MAXH |
| Sweep: Time [ms] Count Points per Section Type | 300 20 1001 SWE |

RESULT

| Test Description | Lower Limit | Upper Limit | Measured | Unit | Verdict |
|-------------------|-------------|-------------|----------|------|---------|
| Peak Power | --- | --- | 14.09 | dBm | INFO |
| Peak Power | --- | --- | 25.64484 | mW | INFO |
| Frequency at Peak | --- | --- | 5317.502 | MHz | INFO |



Common 5Gx 6Gx # Peak output power 3MHz-3MHz ~ WLAN5Gx a mode U-NII-2A

FCC 15.247 # Max output power and psd ~ WLAN5Gx a mode U-NII-2A

Test References

| | |
|-----------------------------------|---|
| TC Start | 27.10.2022 18:57:40 |
| Ambit Temp [°C] Humidity [rel%] | 27.5 44 |
| System Version | 3.3.1.6 |
| Test Specification | FCC 15.247 - |
| Test Method | KDB789033 D02, F, E.2.e. |
| TC Version | 0.0.1 |
| My Description | FCC 15.407 Max Output Power & PSD - WLAN5Gx a mode U-NII-2A |
| Add. Information | |

EUT Common Settings WLAN5Gx

| | |
|-------------------------|--------|
| Number of Antenna Ports | 1 |
| User Interaction | No |
| Device Class UNII_1 | Client |

Test Parameter

| | |
|--|--|
| Technology to test | WLAN5Gx a mode |
| Antenna Port used | 1 |
| Temperature | nom |
| Voltage | nom |
| Frequency low to test | False Freq [MHz] 5260 |
| Frequency mid to test | False Freq [MHz] 5280 |
| Frequency high to test | True Freq [MHz] 5320 |
| Auto Control enabled Power Supply Climatic Box | No No |
| Additional Path Loss [dB] | 1.4 |
| Switched Path | EUT - SignalingUnit - SpectrumAnalyzer |

Test Equipment

| |
|--|
| Signal analyzer,Rohde&Schwarz,FSV-40,1321.3008K40/101353,3.70 |
| Switch matrix,Rohde&Schwarz,OSP-B157W8PLUS,1527.1144.05 / 100837,2.10.0.23 |

Test at TX 5320 MHz

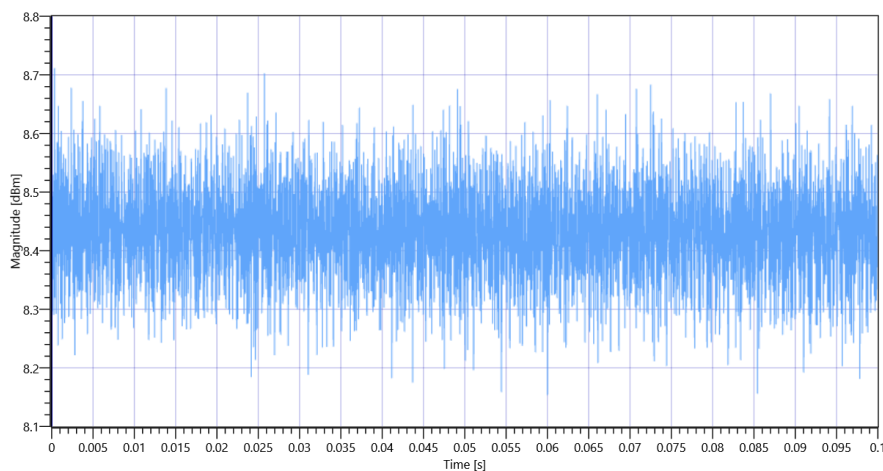
RESULT: Reference Power cond.

| Test Description | Lower Limit | Upper Limit | Measured | Unit | Verdict |
|-------------------------------|-------------|-------------|----------|------|---------|
| Ref. Power 1MHz/1MHz cond. | -- | -- | 7.73 | dBm | INFO |
| Ref. Frequency | -- | -- | 5323.000 | MHz | INFO |

Evaluation max. Duty Cycle

Duty Cycle evaluation

| Test Description | Lower Limit | Upper Limit | Measured | Unit | Verdict |
|--|-------------|-------------|----------|------|---------|
| No enough Bursts detected, Duty Cycle Burst Ratio set to 1 | | | | | |
| Duty Cycle (Burst Ratio) max | -- | -- | 1 | -- | INFO |
| Duty Cycle max | -- | -- | 0 | dB | INFO |
| Duty Cycle (Burst Ratio) min | -- | -- | 1 | -- | INFO |
| Duty Cycle min | -- | -- | 0 | dB | INFO |

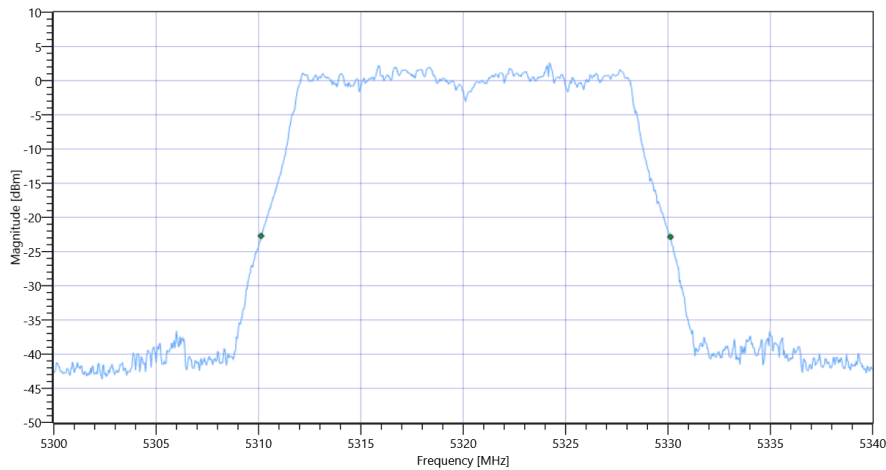


FCC 15.247 # Max output power and psd ~ WLAN5Gx a mode U-NII-2A 5320 MHz - DutyCycle

Evaluation Bandwidth

RESULT

| Test Description | Lower Limit | Upper Limit | Measured | Unit | Verdict |
|------------------|-------------|-------------|-----------|------|---------|
| Bandwidth 26dB | -- | -- | 20 | MHz | INFO |
| T1 26dB | -- | -- | 5310.1200 | MHz | INFO |
| T2 26dB | -- | -- | 5330.1200 | MHz | INFO |



FCC 15.247 # Max output power and psd ~ WLAN5Gx a mode U-NII-2A_BW

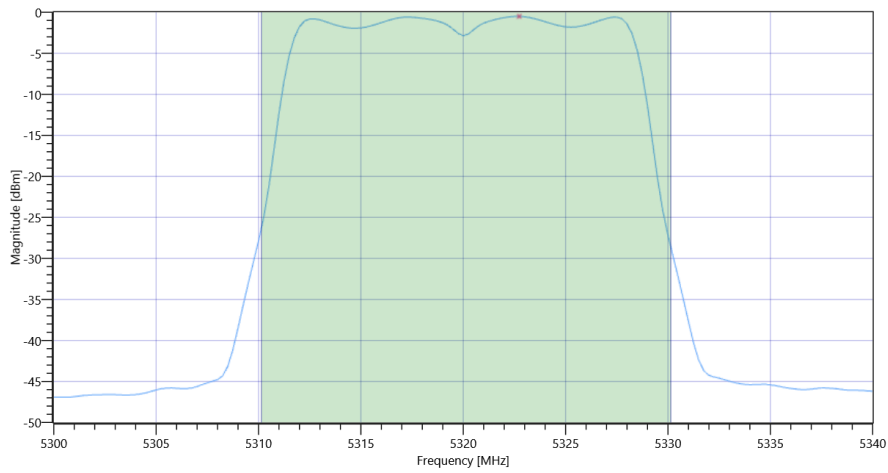
Maximum Output Power

READ SA SETTINGS:

| | |
|--|-----------------------|
| RefLevel [dBm] RefLevelOffset [dB] InpAtt [dB] | 19.73 4.82 30 |
| Start [MHz] Stop [MHz] | 5300.000 5340.000 |
| RBW [MHz] VBW [MHz] | 1.000000 3.000000 |
| Detector TraceMode | RMS MAXH |
| Sweep: Time [ms] Count Points per Section Type | 53700 1 161 SWE |

RESULT

| Test Description | Lower Limit | Upper Limit | Measured | Unit | Verdict |
|-------------------------------|-------------|-------------|----------|------|---------|
| Max Output Power | -- | -- | 10.77 | dBm | INFO |
| Duty Cycle Correction | -- | -- | 0 | dB | INFO |
| Limit absolute | | | | | |
| Max Output Power DC corrected | -- | 24 | 10.77 | dBm | PASS |
| Limit: 11 dBm + 10 log 20 | | | | | |
| Max Output Power DC corrected | -- | 24.01 | 10.77 | dBm | PASS |



FCC 15.247 # Max output power and psd ~ WLAN5Gx a mode U-NII-2A Max OP and PSD

Power Spectral Density

RESULT

| Test Description | Lower Limit | Upper Limit | Measured | Unit | Verdict |
|-------------------------------------|-------------|-------------|----------|----------|---------|
| Power Spectral Density | -- | -- | -0.5 | dBm/1MHz | INFO |
| Duty Cycle Correction | -- | -- | 0 | dB | INFO |
| Power Spectral Density DC corrected | -- | 11 | -0.5 | dBm/1MHz | PASS |

ISED RSS247 # Max output power and psd ~ WLAN5Gx a mode U-NII-2A

Test References

| | |
|-----------------------------------|---|
| TC Start | 27.10.2022 18:59:23 |
| Ambit Temp [°C] Humidity [rel%] | 27.5 44 |
| System Version | 3.3.1.6 |
| Test Specification | ISED RSS247 - |
| Test Method | |
| TC Version | 0.0.1 |
| My Description | ISED Max Output Power & PSD - WLAN5Gx a mode U-NII-2A |
| Add. Information | |

EUT Common Settings WLAN5Gx

| | |
|-------------------------|--------|
| Number of Antenna Ports | 1 |
| User Interaction | No |
| Device Class UNII_1 | Client |

Test Parameter

| | |
|--|--|
| Technology to test | WLAN5Gx a mode |
| Antenna Port used | 1 |
| Temperature | nom |
| Voltage | nom |
| Frequency low to test | False Freq [MHz] 5260 |
| Frequency mid to test | False Freq [MHz] 5280 |
| Frequency high to test | True Freq [MHz] 5320 |
| Auto Control enabled Power Supply Climatic Box | No No |
| Additional Path Loss [dB] | 1.4 |
| Switched Path | EUT - SignalingUnit - SpectrumAnalyzer |

Test Equipment

| |
|--|
| Signal analyzer,Rohde&Schwarz,FSV-40,1321.3008K40/101353,3.70 |
| Switch matrix,Rohde&Schwarz,OSP-B157W8PLUS,1527.1144.05 / 100837,2.10.0.23 |

Test at TX 5320 MHz

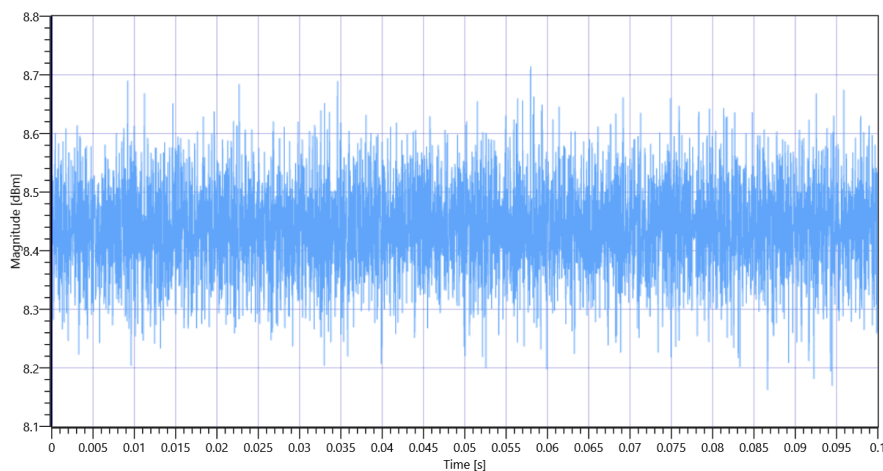
RESULT: Reference Power cond.

| Test Description | Lower Limit | Upper Limit | Measured | Unit | Verdict |
|-------------------------------|-------------|-------------|----------|------|---------|
| Ref. Power 1MHz/1MHz cond. | --- | --- | 7.60 | dBm | INFO |
| Ref. Frequency | --- | --- | 5322.600 | MHz | INFO |

Evaluation max. Duty Cycle

Duty Cycle evaluation

| Test Description | Lower Limit | Upper Limit | Measured | Unit | Verdict |
|--|-------------|-------------|----------|------|---------|
| No enough Bursts detected, Duty Cycle Burst Ratio set to 1 | | | | | |
| Duty Cycle (Burst Ratio) max | --- | --- | 1 | --- | INFO |
| Duty Cycle max | --- | --- | 0 | dB | INFO |
| Duty Cycle (Burst Ratio) min | --- | --- | 1 | --- | INFO |
| Duty Cycle min | --- | --- | 0 | dB | INFO |

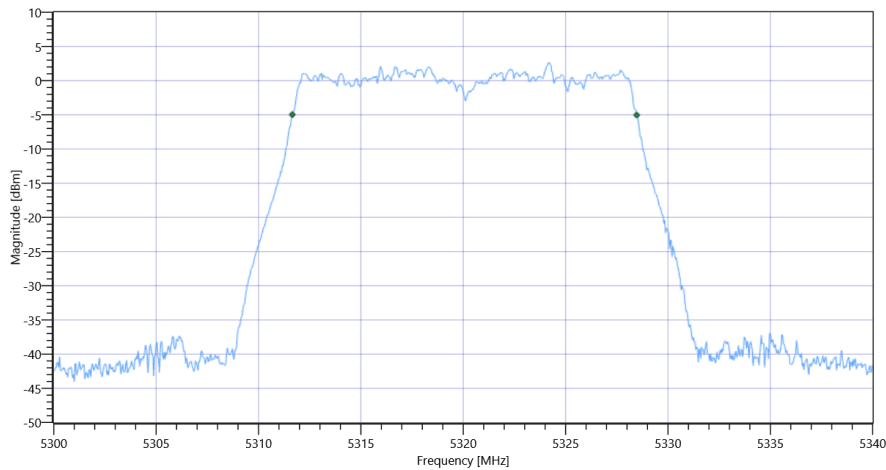


ISED RSS247 # Max output power and psd ~ WLAN5Gx a mode U-NII-2A 5320 MHz - DutyCycle

Evaluation Bandwidth

RESULT

| Test Description | Lower Limit | Upper Limit | Measured | Unit | Verdict |
|------------------|-------------|-------------|-----------|------|---------|
| Bandwidth 99% | --- | --- | 16.823 | MHz | INFO |
| T1 99% | --- | --- | 5311.6484 | MHz | INFO |
| T2 99% | --- | --- | 5328.4715 | MHz | INFO |



ISED RSS247 # Max output power and psd ~ WLAN5Gx a mode U-NII-2A_BW

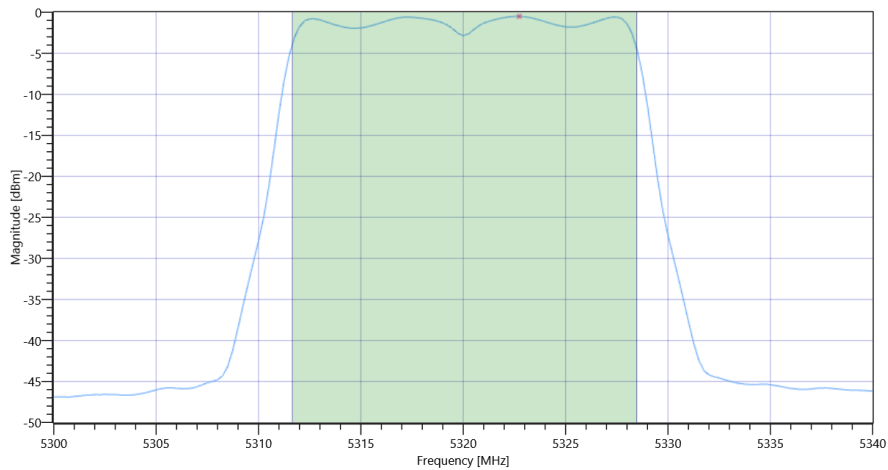
Maximum Output Power

READ SA SETTINGS:

| | |
|--|-----------------------|
| RefLevel [dBm] RefLevelOffset [dB] InpAtt [dB] | 19.60 4.82 30 |
| Start [MHz] Stop [MHz] | 5300.000 5340.000 |
| RBW [MHz] VBW [MHz] | 1.000000 3.000000 |
| Detector TraceMode | RMS MAXH |
| Sweep: Time [ms] Count Points per Section Type | 53700 1 161 SWE |

RESULT

| Test Description | Lower Limit | Upper Limit | Measured | Unit | Verdict |
|-------------------------------|-------------|-------------|----------|------|---------|
| Max Output Power | -- | -- | 10.69 | dBm | INFO |
| Duty Cycle Correction | -- | -- | 0 | dB | INFO |
| Limit absolute | | | | | |
| Max Output Power DC corrected | -- | 24 | 10.69 | dBm | PASS |
| Limit: 11 dBm + 10 log 16.823 | | | | | |
| Max Output Power DC corrected | -- | 23.26 | 10.69 | dBm | PASS |



ISED RSS247 # Max output power and psd ~ WLAN5Gx a mode U-NII-2A Max OP and PSD

Power Spectral Density

RESULT

| Test Description | Lower Limit | Upper Limit | Measured | Unit | Verdict |
|-------------------------------------|-------------|-------------|----------|----------|---------|
| Power Spectral Density | -- | -- | -0.5 | dBm/1MHz | INFO |
| Duty Cycle Correction | -- | -- | 0 | dB | INFO |
| Power Spectral Density DC corrected | -- | 11 | -0.5 | dBm/1MHz | PASS |

FCC 15.407, ISED RSS247 # Bandwidths 99PCT and 26dB ~ WLAN5Gx a mode U-NII-2A

Test References

| | |
|-----------------------------------|--|
| TC Start | 27.10.2022 19:01:08 |
| Ambit Temp [°C] Humidity [rel%] | 27.4 44 |
| System Version | 3.3.1.6 |
| Test Specification | FCC 15.407, ISED RSS247 - |
| Test Method | 26dB Bandwidth KDB789033 D02, C.1 / ISED RSS-GEN |
| TC Version | 0.0.1 |
| My Description | FCC 15.407 Bandwidths - WLAN5Gx a mode U-NII-2A |
| Add. Information | |

EUT Common Settings WLAN5Gx

| | |
|-------------------------|--------|
| Number of Antenna Ports | 1 |
| User Interaction | No |
| Device Class UNII_1 | Client |

Test Parameter

| | |
|--|--|
| Technology to test | WLAN5Gx a mode |
| Antenna Port used | 1 |
| Temperature | nom |
| Voltage | nom |
| Frequency low to test | False Freq [MHz] 5260 |
| Frequency mid to test | False Freq [MHz] 5280 |
| Frequency high to test | True Freq [MHz] 5320 |
| Auto Control enabled Power Supply Climatic Box | No No |
| Additional Path Loss [dB] | 1.4 |
| Switched Path | EUT - SignalingUnit - SpectrumAnalyzer |

Test Equipment

| |
|--|
| Signal analyzer,Rohde&Schwarz,FSV-40,1321.3008K40/101353,3.70 |
| Switch matrix,Rohde&Schwarz,OSP-B157W8PLUS,1527.1144.05 / 100837,2.10.0.23 |

Test at TX 5320 MHz

RESULT: Reference Power cond.

| Test Description | Lower Limit | Upper Limit | Measured | Unit | Verdict |
|-------------------------------|-------------|-------------|----------|------|---------|
| Ref. Power 1MHz/1MHz cond. | --- | --- | 7.46 | dBm | INFO |
| Ref. Frequency | --- | --- | 5322.200 | MHz | INFO |

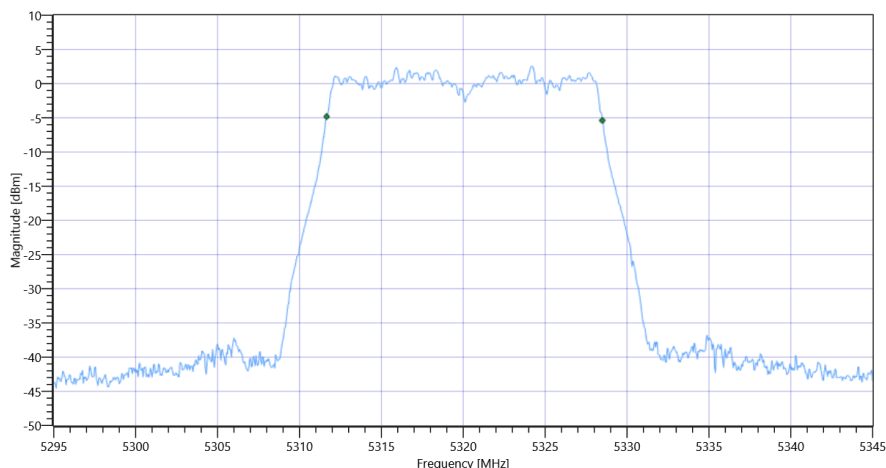
READ SA SETTINGS:

| | |
|--|-----------------------|
| RefLevel [dBm] RefLevelOffset [dB] InpAtt [dB] | 15.46 4.82 30 |
| Start [MHz] Stop [MHz] | 5295.000 5345.000 |
| RBW [MHz] VBW [MHz] | 0.300000 1.000000 |
| Detector TraceMode | POS MAXH |
| Sweep: Time [ms] Count Points per Section Type | 1 2500 1001 SWE |

RESULT

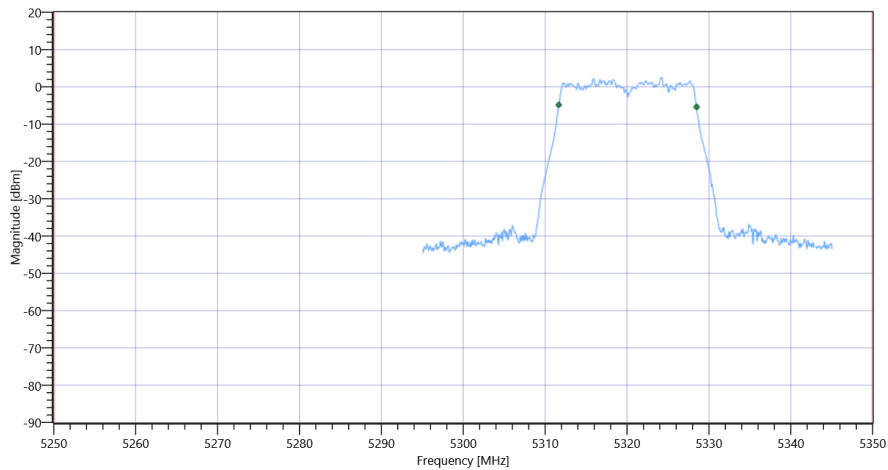
| Test Description | Lower Limit | Upper Limit | Measured | Unit | Verdict |
|------------------|-------------|-------------|-----------|------|---------------------------------|
| Bandwidth 99% | --- | --- | 16.833 | MHz | INFO |
| T1 99% | 5250.000000 | --- | 5311.6583 | MHz | PASS since U-NII-1 is supported |
| T2 99% | --- | 5350.000000 | 5328.4915 | MHz | PASS |

Plot: Bandwidth only



FCC 15.407, ISSED RSS247 # Bandwidths 99PCT and 26dB ~ WLAN5Gx a mode U-NII-2A 99PCT

Plot: Bandwidth within Band

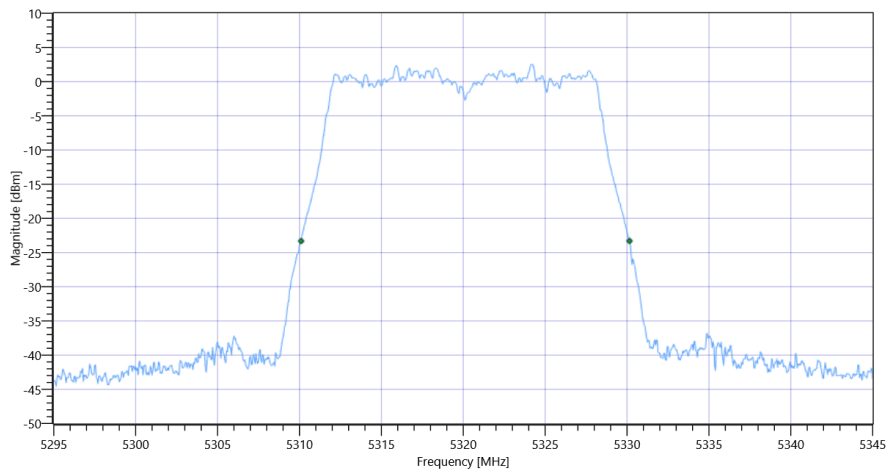


FCC 15.407, ISED RSS247 # Bandwidths 99PCT and 26dB ~ WLAN5Gx a mode U-NII-2A

RESULT

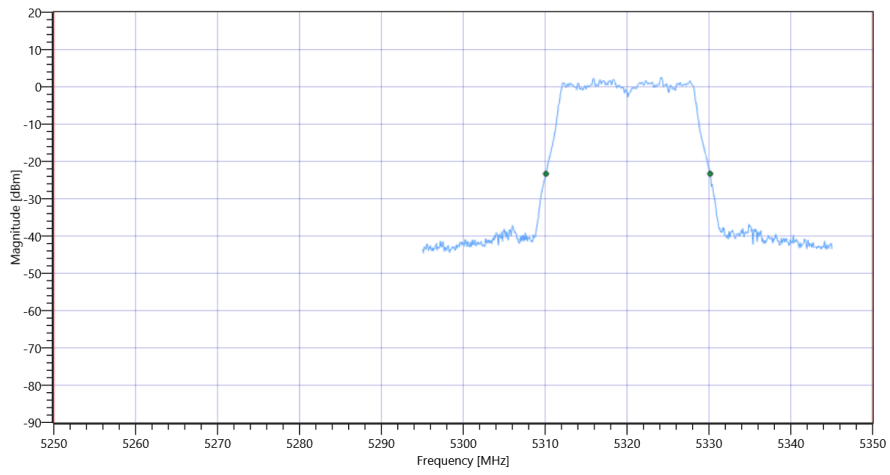
| Test Description | Lower Limit | Upper Limit | Measured | Unit | Verdict |
|------------------|-------------|-------------|-----------|------|---------------------------------|
| Bandwidth 26dB | --- | --- | 20.05 | MHz | INFO |
| T1 26dB | 5250.000000 | --- | 5310.1000 | MHz | PASS since U-NII-1 is supported |
| T2 26dB | --- | 5350.000000 | 5330.1500 | MHz | PASS |

Plot: Bandwidth only



FCC 15.407, ISED RSS247 # Bandwidths 99PCT and 26dB ~ WLAN5Gx a mode U-NII-2A 26dB

Plot: Bandwidth within Band



FCC 15.407, ISED RSS247 # Bandwidths 99PCT and 26dB ~ WLAN5Gx a mode U-NII-2A

Message with SA scan ~

Test References

| | |
|-----------------------------------|--------------------------------------|
| TC Start | 27.10.2022 19:02:01 |
| Ambit Temp [°C] Humidity [rel%] | 27.5 44 |
| System Version | 3.3.1.6 |
| Test Specification | - |
| Test Method | |
| TC Version | 0.0.1 |
| My Description | Message with SA Scan a_mode_U_NII_2C |
| Add. Information | |

Test Parameter

| | |
|---------------|--|
| Switched Path | EUT - SignalingUnit - SpectrumAnalyzer |
| Message start | 27.10.2022 19:02:02 |
| Message | set WLAN5Gx to a_mode_U_NII_2C, Frequency [MHz] 5500 , |

Test Equipment

| |
|--|
| Signal analyzer,Rohde&Schwarz,FSV-40,1321.3008K40/101353,3.70 |
| Switch matrix,Rohde&Schwarz,OSP-B157W8PLUS,1527.1144.05 / 100837,2.10.0.23 |

Common 5Gx 6Gx # Peak output power 3MHz/3MHz ~ WLAN5Gx a mode U-NII-2C

Test References

| | |
|-----------------------------------|---|
| TC Start | 27.10.2022 19:15:57 |
| Ambit Temp [°C] Humidity [rel%] | 27.5 44 |
| System Version | 3.3.1.6 |
| Test Specification | Common 5Gx 6Gx - none |
| Test Method | |
| TC Version | 0.0.1 |
| My Description | Peak OP 3MHz/3MHz - WLAN5Gx a mode U-NII-2C |
| Add. Information | |

EUT Common Settings WLAN5Gx

| | |
|-------------------------|--------|
| Number of Antenna Ports | 1 |
| User Interaction | No |
| Device Class UNII_1 | Client |

Test Parameter

| | |
|--|--|
| Technology to test | WLAN5Gx a mode |
| Antenna Port used | 1 |
| Temperature | nom |
| Voltage | nom |
| Frequency low to test | True Freq [MHz] 5500 |
| Frequency mid to test | False Freq [MHz] 5600 |
| Frequency high to test | False Freq [MHz] 5700 |
| Auto Control enabled Power Supply Climatic Box | No No |
| Additional Path Loss [dB] | 1.4 |
| Switched Path | EUT - SignalingUnit - SpectrumAnalyzer |

Test Equipment

| |
|--|
| Signal analyzer,Rohde&Schwarz,FSV-40,1321.3008K40/101353,3.70 |
| Switch matrix,Rohde&Schwarz,OSP-B157W8PLUS,1527.1144.05 / 100837,2.10.0.23 |

Test at TX 5500 MHz

RESULT: Reference Power cond.

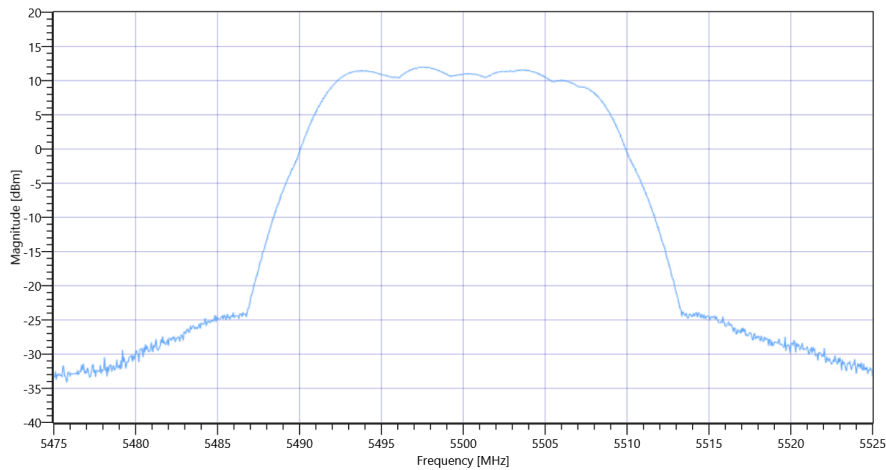
| Test Description | Lower Limit | Upper Limit | Measured | Unit | Verdict |
|-------------------------------|-------------|-------------|----------|------|---------|
| Ref. Power 1MHz/1MHz cond. | --- | --- | 5.35 | dBm | INFO |
| Ref. Frequency | --- | --- | 5503.000 | MHz | INFO |

READ SA SETTINGS:

| | |
|--|-----------------------|
| RefLevel [dBm] RefLevelOffset [dB] InpAtt [dB] | 17.35 4.79 30 |
| Start [MHz] Stop [MHz] | 5475.000 5525.000 |
| RBW [MHz] VBW [MHz] | 3.000000 3.000000 |
| Detector TraceMode | POS MAXH |
| Sweep: Time [ms] Count Points per Section Type | 300 20 1001 SWE |

RESULT

| Test Description | Lower Limit | Upper Limit | Measured | Unit | Verdict |
|-------------------|-------------|-------------|-----------|------|---------|
| Peak Power | --- | --- | 11.98 | dBm | INFO |
| Peak Power | --- | --- | 15.776113 | mW | INFO |
| Frequency at Peak | --- | --- | 5497.502 | MHz | INFO |



Common 5Gx 6Gx # Peak output power 3MHz-3MHz ~ WLAN5Gx a mode U-NII-2C

FCC 15.247 # Max output power and psd ~ WLAN5Gx a mode U-NII-2C

Test References

| | |
|-----------------------------------|---|
| TC Start | 27.10.2022 19:16:28 |
| Ambit Temp [°C] Humidity [rel%] | 27.5 44 |
| System Version | 3.3.1.6 |
| Test Specification | FCC 15.247 - |
| Test Method | KDB789033 D02, F, E.2.e. |
| TC Version | 0.0.1 |
| My Description | FCC 15.407 Max Output Power & PSD - WLAN5Gx a mode U-NII-2C |
| Add. Information | |

EUT Common Settings WLAN5Gx

| | |
|-------------------------|--------|
| Number of Antenna Ports | 1 |
| User Interaction | No |
| Device Class UNII_1 | Client |

Test Parameter

| | |
|--|--|
| Technology to test | WLAN5Gx a mode |
| Antenna Port used | 1 |
| Temperature | nom |
| Voltage | nom |
| Frequency low to test | True Freq [MHz] 5500 |
| Frequency mid to test | False Freq [MHz] 5600 |
| Frequency high to test | False Freq [MHz] 5700 |
| Auto Control enabled Power Supply Climatic Box | No No |
| Additional Path Loss [dB] | 1.4 |
| Switched Path | EUT - SignalingUnit - SpectrumAnalyzer |

Test Equipment

| |
|--|
| Signal analyzer,Rohde&Schwarz,FSV-40,1321.3008K40/101353,3.70 |
| Switch matrix,Rohde&Schwarz,OSP-B157W8PLUS,1527.1144.05 / 100837,2.10.0.23 |