

## Annex D

1-8503/19-01-01\_AnnexD

Setup photos of the Equipment Under Test

---

This addendum is electronically signed and valid without handwritten signature.  
For verification of the electronic signatures, the public keys can be requested at the testing laboratory.

Document authorized:

---

---

**Mihail Dorongovskij**  
Lab Manager  
Radio Communications & EMC

## Photos




Photo 1: EUT at the anechoic chamber, stand-alone configuration




Photo 2: EUT at the anechoic chamber, stand-alone configuration




Photo 3: EUT at the anechoic chamber, stand-alone configuration



Photo 4: EUT at the anechoic chamber, stand-alone configuration




Photo 5: EUT at the anechoic chamber, stand-alone configuration




Photo 6: EUT at the anechoic chamber, stand-alone configuration




Photo 7: EUT at the semi-anechoic chamber, one module in LANE7000 host and one module in LANE8000 host



Photo 8: AC conducted emission test setup

## Document history

| Version | Applied changes | Date of release |
|---------|-----------------|-----------------|
|         | initial release | 2019-11-06      |

---

- END OF DOCUMENT -

---