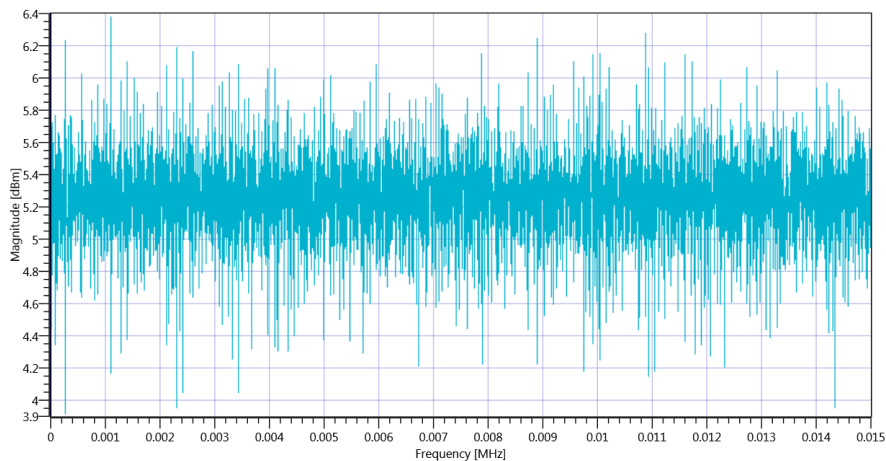


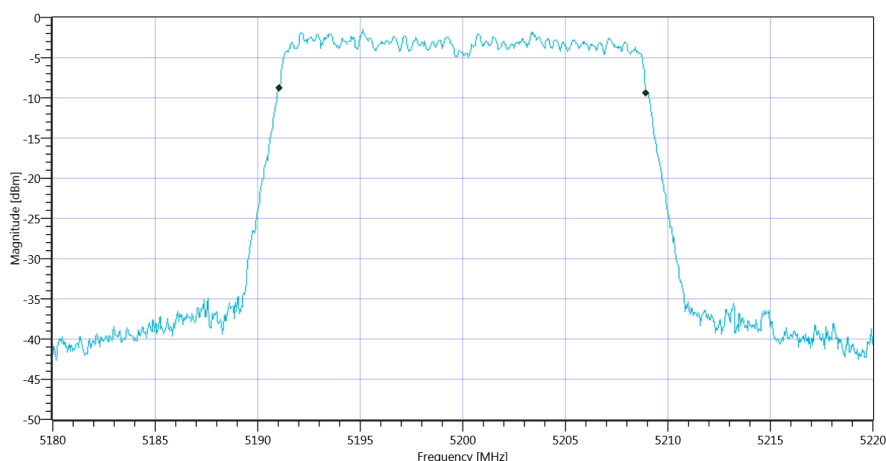
Test at TX 5200 MHz

RESULT: Duty Cycle evaluation					
Test Description	Lower Limit	Upper Limit	Measured	Unit	Verdict
No enough Bursts detected, Duty Cycle Burst Ratio set to 1					
Duty Cycle (Burst Ratio) max	---	---	1	---	Information
Duty Cycle max	---	---	0	dB	Information
Duty Cycle (Burst Ratio) min	---	---	1	---	Information
Duty Cycle min	---	---	0	dB	Information



Plot_ISED Max Output Power and PSD ~ WLAN5Gx n-HT20 mode U-NII-1 5200 MHz - Duty Cycle_02092019_105951.png

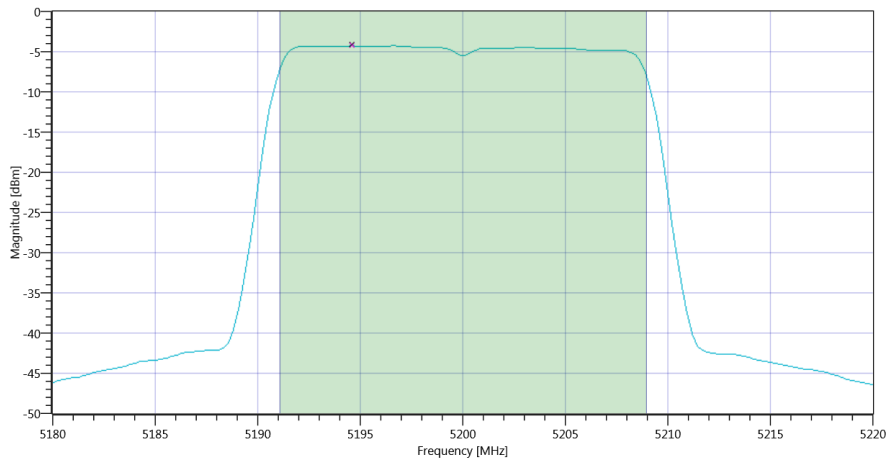
RESULT: TC_VM_FCC15407_Max_Output_Power_and_PSD_V01					
Test Description	Lower Limit	Upper Limit	Measured	Unit	Verdict
Bandwidth 99%	---	---	17.902	MHz	Information
T1 99%	---	---	5191.0490	MHz	Information
T2 99%	---	---	5208.9510	MHz	Information



Plot_ISED Max Output Power and PSD ~ WLAN5Gx n-HT20 mode U-NII-1 BW_02092019_105959.png

READ SA SETTINGS:	
RefLevel [dBm] RefLevelOffset [dB] InpAtt [dB]	15.80 11.19 20
Start [MHz] Stop [MHz]	5180.000 5220.000
RBW [MHz] VBW [MHz]	1.000000 3.000000
Detector TraceMode	RMS MAXH
Sweep: Time [ms] Count Points per Section Type	8000 1 160 SWE

RESULT: TC_VM_FCC15407_Max_Output_Power_and_PSD_V01					
Test Description	Lower Limit	Upper Limit	Measured	Unit	Verdict
Max Output Power	---	---	7.59	dBm	Information
Duty Cycle Correction	---	---	0	dB	Information
Limit absolute					
Max Output Power DC corrected	---	24	7.59	dBm	PASS
Limit by: 11 dBm + 10 log Bandwidth					
Max Output Power DC corrected	---	23.53	7.59	dBm	PASS



Plot_ISED Max Output Power and PSD ~ WLAN5Gx n-HT20 mode U-NII-1 Max OP and PSD_02092019_110012.png

RESULT: TC_VM_FCC15407_Max_Output_Power_and_PSD_V01					
Test Description	Lower Limit	Upper Limit	Measured	Unit	Verdict
Power Spectral Density	---	---	-4.28	dBm/1MHz	Information
Duty Cycle Correction	---	---	0	dB	Information
Power Spectral Density DC corrected	---	11	-4.28	dBm/1MHz	PASS

TEST FINISHED		
General Verdict	02.09.2019 11:00:12 / RT: 33 s	PASS

60. FCC Part 15.407 & ISED Bandwidths ~ WLAN5Gx n-HT20 mode U-NII-1

Test References	
TC Start	02.09.2019 11:00:16
System Version	1.0.0.20
Test Specification	FCC Part 15.407 & ISET RSS-GEN
Test Method	26dB Bandwidth KDB789033 D02, C.1 / ISED RSS-GEN
Class / TC Version / TC ID	TC_VM_FCC15407_Bandwidths_V01 Version: 0.0.1 TCID_FCC15407_1
My Description	FCC 15.407 Bandwidths - WLAN5Gx n-HT20 mode U-NII-1
Add. Information	

Test Parameter	
Technology to test	WLAN5Gx n-HT20 mode U-NII-1
Antenna Port used	1
Temperature	mid
Voltage	mid
Frequency low to test	False Freq [MHz] 5180
Frequency mid to test	True Freq [MHz] 5200
Frequency high to test	False Freq [MHz] 5240
Switched Path	IUT - SignalingUnit - SpectrumAnalyzer
Devices in use	SA: Rohde&Schwarz,FSV-30,1321.3008K30/103170,3.40

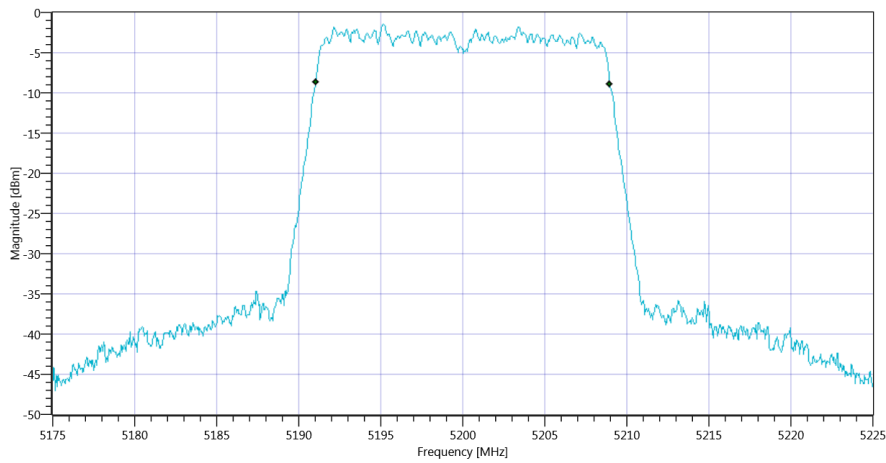
Test at TX 5200 MHz

READ SA SETTINGS:

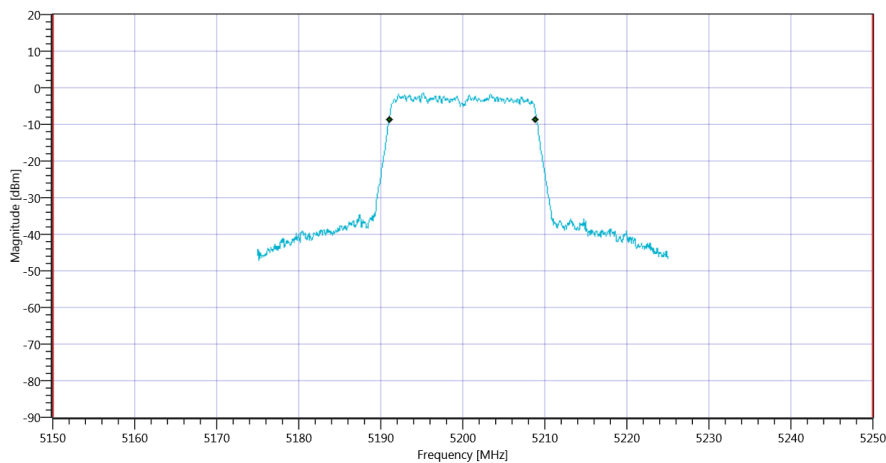
RefLevel [dBm] RefLevelOffset [dB] InpAtt [dB]	11.74 11.19 20
Start [MHz] Stop [MHz]	5175.000 5225.000
RBW [MHz] VBW [MHz]	0.300000 1.000000
Detector TraceMode	POS MAXH
Sweep: Time [ms] Count Points per Section Type	1 2500 1001 SWE

RESULT: TC_VM_FCC15407_Bandwidths_V01

Test Description	Lower Limit	Upper Limit	Measured	Unit	Verdict
Bandwidth 99%	---	---	17.882	MHz	Information
T1 99%	5150.000000	---	5191.0589	MHz	PASS
T2 99%	---	5250.000000	5208.9411	MHz	PASS



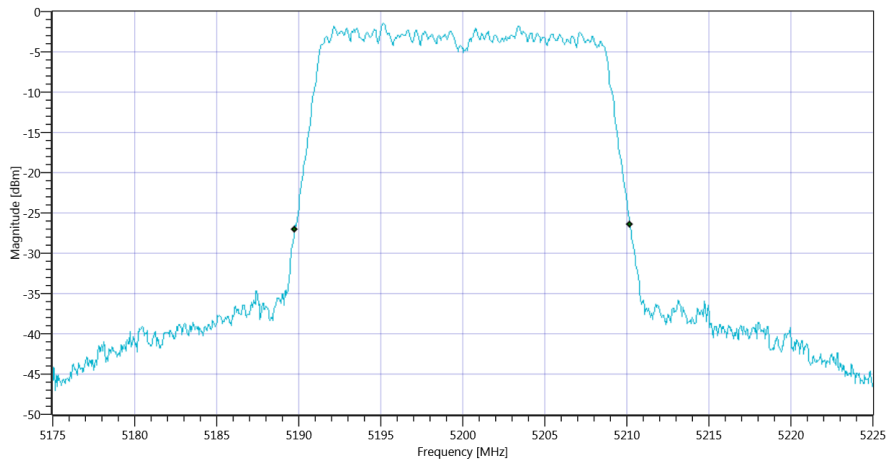
Plot_FCC Part 15.407 & ISED Bandwidths ~ WLAN5Gx n-HT20 mode U-NII-1 99PCT_02092019_110041.png



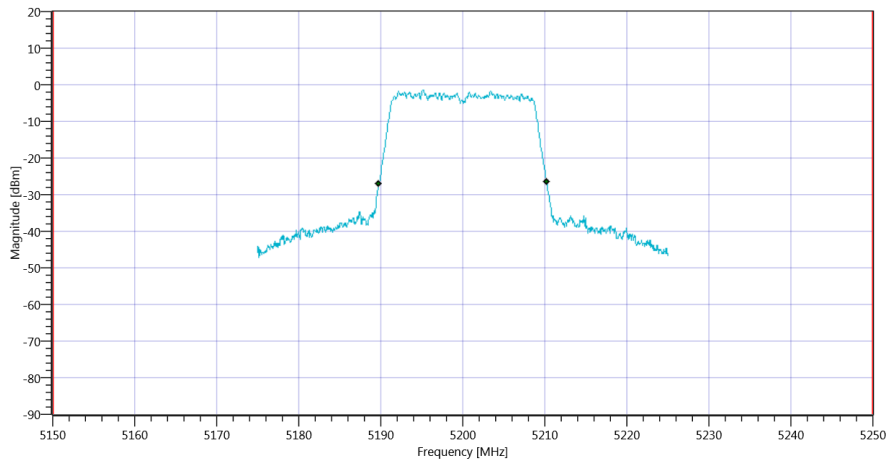
Plot_FCC Part 15.407 & ISED Bandwidths ~ WLAN5Gx n-HT20 mode U-NII-1_02092019_110043.png

RESULT: TC_VM_FCC15407_Bandwidths_V01

Test Description	Lower Limit	Upper Limit	Measured	Unit	Verdict
Bandwidth 26dB	---	---	20.45	MHz	Information
T1 26dB	5150.000000	---	5189.7500	MHz	PASS
T2 26dB	---	5250.000000	5210.2000	MHz	PASS



Plot_FCC Part 15.407 & ISED Bandwidths ~ WLAN5Gx n-HT20 mode U-NII-1 26dB_02092019_110047.png



Plot_FCC Part 15.407 & ISED Bandwidths ~ WLAN5Gx n-HT20 mode U-NII-1_02092019_110050.png

TEST FINISHED

General Verdict

02.09.2019 11:00:50 / RT: 33 s

PASS

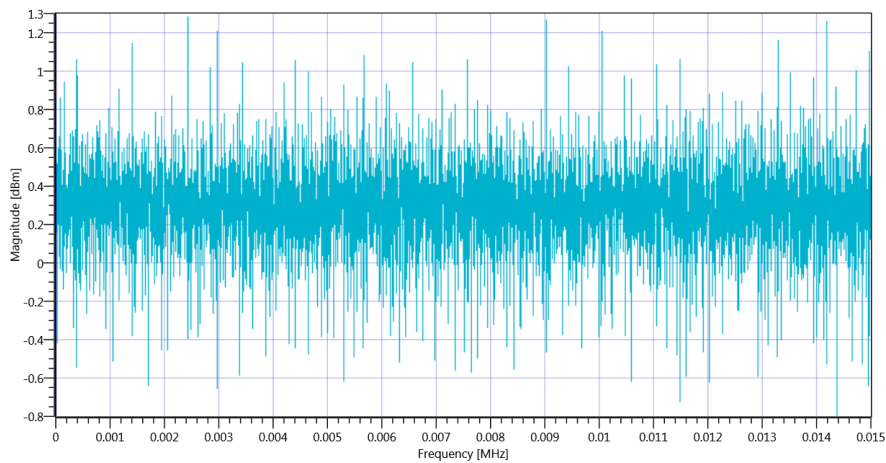
61. FCC Part 15.407 Max Output Power and PSD ~ WLAN5Gx n-HT40 mode U-NII-1

Test References	
TC Start	02.09.2019 11:05:55
System Version	1.0.0.20
Test Specification	FCC Part 15.407
Test Method	KDB789033 D02, F., E.2.e.
Class / TC Version / TC ID	TC_VM_FCC15407_Max_Output_Power_and_PSD_V01 Version: 0.0.1 TCID_FCC15407_3
My Description	FCC 15.407 Max Output Power & PSD - WLAN5Gx n-HT40 mode U-NII-1
Add. Information	

Test Parameter	
Technology to test	WLAN5Gx n-HT40 mode U-NII-1
Antenna Port used	1
Temperature	mid
Voltage	mid
Frequency low to test	True Freq [MHz] 5190
Frequency mid to test	False Freq [MHz] 0
Frequency high to test	False Freq [MHz] 5230
Switched Path	IUT - SignalingUnit - SpectrumAnalyzer
Devices in use	SA: Rohde&Schwarz,FSV-30,1321.3008K30/103170,3.40

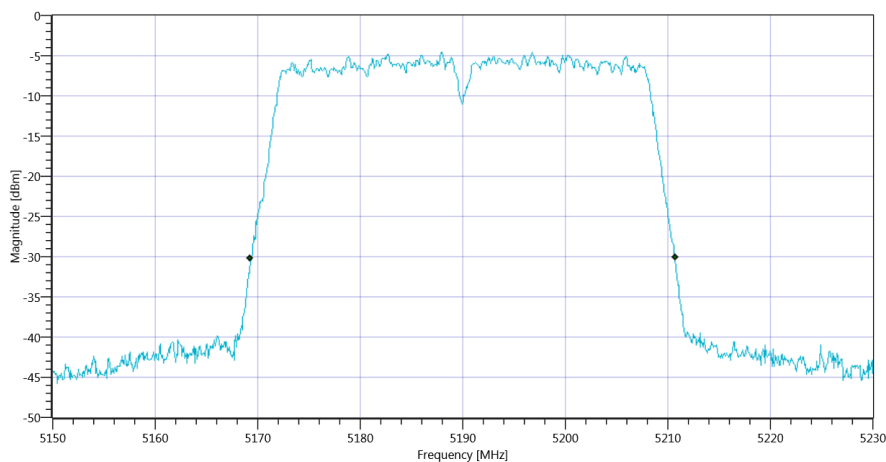
Test at TX 5190 MHz

RESULT: Duty Cycle evaluation					
Test Description	Lower Limit	Upper Limit	Measured	Unit	Verdict
No enough Bursts detected, Duty Cycle Burst Ratio set to 1					
Duty Cycle (Burst Ratio) max	---	---	1	---	Information
Duty Cycle max	---	---	0	dB	Information
Duty Cycle (Burst Ratio) min	---	---	1	---	Information
Duty Cycle min	---	---	0	dB	Information



Plot_FCC Part 15.407 Max Output Power and PSD ~ WLAN5Gx n-HT40 mode U-NII-1 5190 MHz - Duty Cycle_02092019_110608.png

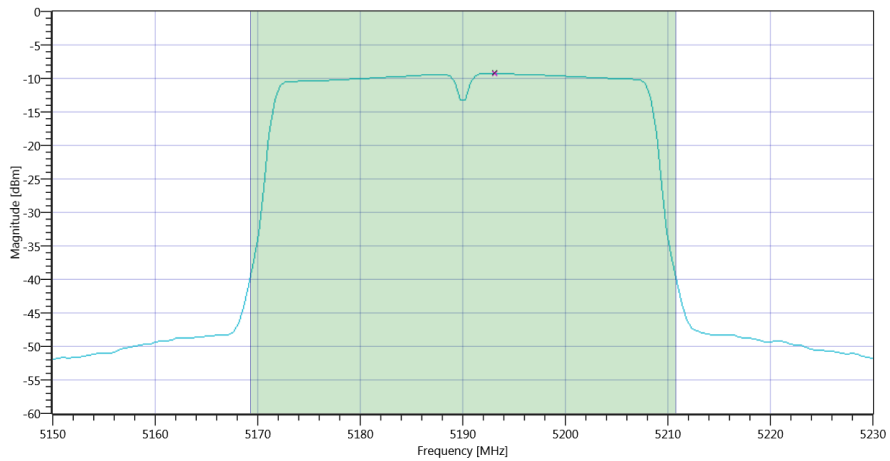
RESULT: TC_VM_FCC15407_Max_Output_Power_and_PSD_V01					
Test Description	Lower Limit	Upper Limit	Measured	Unit	Verdict
Bandwidth 26dB	---	---	41.44	MHz	Information
T1 26dB	---	---	5169.2800	MHz	Information
T2 26dB	---	---	5210.7200	MHz	Information



Plot_FCC Part 15.407 Max Output Power and PSD ~ WLAN5Gx n-HT40 mode U-NII-1 BW_02092019_110619.png

READ SA SETTINGS:	
RefLevel [dBm] RefLevelOffset [dB] InpAtt [dB]	10.61 11.18 15
Start [MHz] Stop [MHz]	5150.000 5230.000
RBW [MHz] VBW [MHz]	1.000000 3.000000
Detector TraceMode	RMS MAXH
Sweep: Time [ms] Count Points per Section Type	8000 1 160 SWE

RESULT: TC_VM_FCC15407_Max_Output_Power_and_PSD_V01					
Test Description	Lower Limit	Upper Limit	Measured	Unit	Verdict
Max Output Power	---	---	5.44	dBm	Information
Duty Cycle Correction	---	---	0	dB	Information
Limit absolute					
Max Output Power DC corrected	---	24	5.44	dBm	PASS
Limit by: 11 dBm + 10 log Bandwidth					
Max Output Power DC corrected	---	27.17	5.44	dBm	PASS



Plot_FCC Part 15.407 Max Output Power and PSD ~ WLAN5Gx n-HT40 mode U-NII-1 Max OP and PSD_02092019_110632.png

RESULT: TC_VM_FCC15407_Max_Output_Power_and_PSD_V01					
Test Description	Lower Limit	Upper Limit	Measured	Unit	Verdict
Power Spectral Density	---	---	-9.32	dBm/1MHz	Information
Duty Cycle Correction	---	---	0	dB	Information
Power Spectral Density DC corrected	---	11	-9.32	dBm/1MHz	PASS

TEST FINISHED		
General Verdict	02.09.2019 11:06:32 / RT: 37 s	PASS

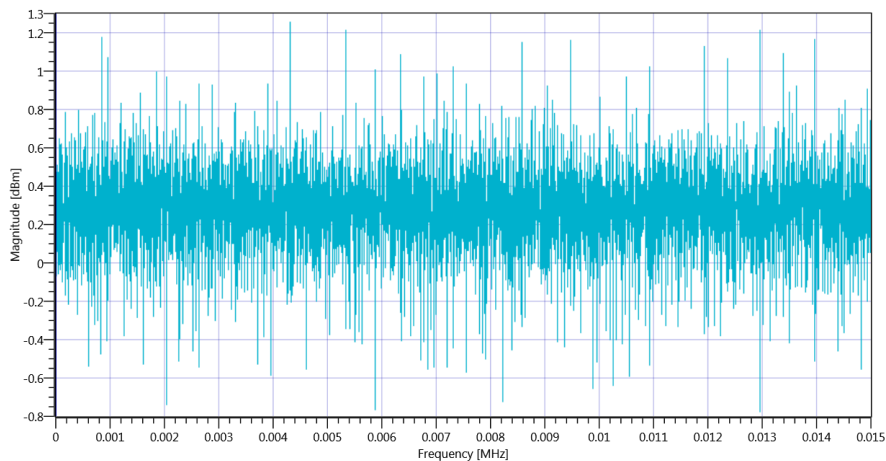
62. ISED Max Output Power and PSD ~ WLAN5Gx n-HT40 mode U-NII-1

Test References	
TC Start	02.09.2019 11:06:36
System Version	1.0.0.20
Test Specification	ISED
Test Method	
Class / TC Version / TC ID	TC_VM_FCC15407_Max_Output_Power_and_PSD_V01 Version: 0.0.1 TCID_FCC15407_3
My Description	ISED Max Output Power & PSD - WLAN5Gx n-HT40 mode U-NII-1
Add. Information	

Test Parameter	
Technology to test	WLAN5Gx n-HT40 mode U-NII-1
Antenna Port used	1
Temperature	mid
Voltage	mid
Frequency low to test	True Freq [MHz] 5190
Frequency mid to test	False Freq [MHz] 0
Frequency high to test	False Freq [MHz] 5230
Switched Path	IUT - SignalingUnit - SpectrumAnalyzer
Devices in use	SA: Rohde&Schwarz,FSV-30,1321.3008K30/103170,3.40

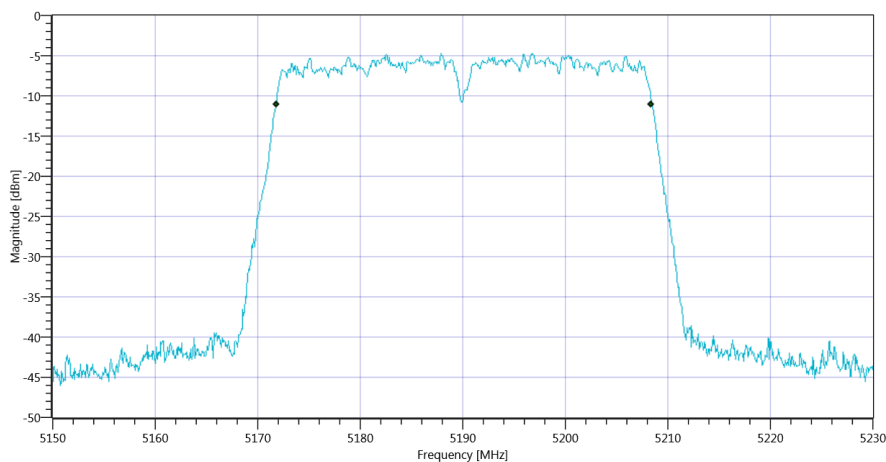
Test at TX 5190 MHz

RESULT: Duty Cycle evaluation					
Test Description	Lower Limit	Upper Limit	Measured	Unit	Verdict
No enough Bursts detected, Duty Cycle Burst Ratio set to 1					
Duty Cycle (Burst Ratio) max	---	---	1	---	Information
Duty Cycle max	---	---	0	dB	Information
Duty Cycle (Burst Ratio) min	---	---	1	---	Information
Duty Cycle min	---	---	0	dB	Information



Plot_ISED Max Output Power and PSD ~ WLAN5Gx n-HT40 mode U-NII-1 5190 MHz - Duty Cycle_02092019_110649.png

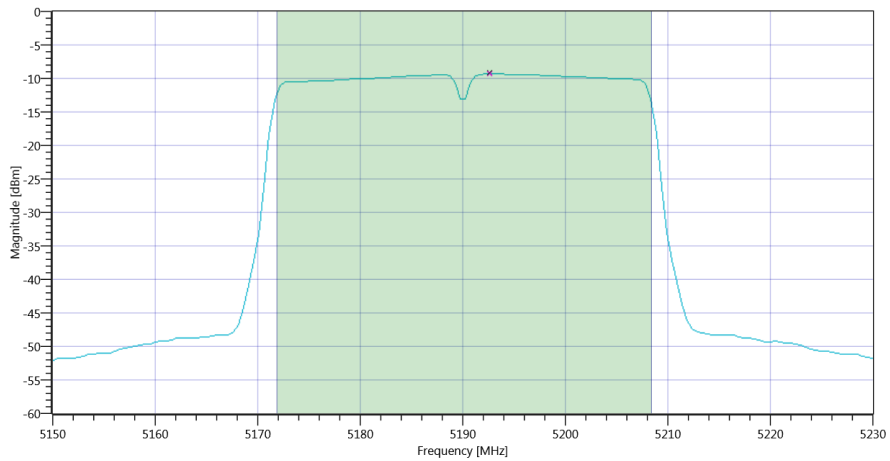
RESULT: TC_VM_FCC15407_Max_Output_Power_and_PSD_V01					
Test Description	Lower Limit	Upper Limit	Measured	Unit	Verdict
Bandwidth 99%	---	---	36.523	MHz	Information
T1 99%	---	---	5171.8581	MHz	Information
T2 99%	---	---	5208.3816	MHz	Information



Plot_ISED Max Output Power and PSD ~ WLAN5Gx n-HT40 mode U-NII-1 BW_02092019_110700.png

READ SA SETTINGS:	
RefLevel [dBm] RefLevelOffset [dB] InpAtt [dB]	10.78 11.18 15
Start [MHz] Stop [MHz]	5150.000 5230.000
RBW [MHz] VBW [MHz]	1.000000 3.000000
Detector TraceMode	RMS MAXH
Sweep: Time [ms] Count Points per Section Type	8000 1 160 SWE

RESULT: TC_VM_FCC15407_Max_Output_Power_and_PSD_V01					
Test Description	Lower Limit	Upper Limit	Measured	Unit	Verdict
Max Output Power	---	---	5.37	dBm	Information
Duty Cycle Correction	---	---	0	dB	Information
Limit absolute					
Max Output Power DC corrected	---	24	5.37	dBm	PASS
Limit by: 11 dBm + 10 log Bandwidth					
Max Output Power DC corrected	---	26.63	5.37	dBm	PASS



Plot_ISED Max Output Power and PSD ~ WLAN5Gx n-HT40 mode U-NII-1 Max OP and PSD_02092019_110713.png

RESULT: TC_VM_FCC15407_Max_Output_Power_and_PSD_V01					
Test Description	Lower Limit	Upper Limit	Measured	Unit	Verdict
Power Spectral Density	---	---	-9.35	dBm/1MHz	Information
Duty Cycle Correction	---	---	0	dB	Information
Power Spectral Density DC corrected	---	11	-9.35	dBm/1MHz	PASS

TEST FINISHED		
General Verdict	02.09.2019 11:07:14 / RT: 37 s	PASS

63. FCC Part 15.407 & ISED Bandwidths ~ WLAN5Gx n-HT40 mode U-NII-1

Test References	
TC Start	02.09.2019 11:07:18
System Version	1.0.0.20
Test Specification	FCC Part 15.407 & ISET RSS-GEN
Test Method	26dB Bandwidth KDB789033 D02, C.1 / ISED RSS-GEN
Class / TC Version / TC ID	TC_VM_FCC15407_Bandwidths_V01 Version: 0.0.1 TCID_FCC15407_1
My Description	FCC 15.407 Bandwidths - WLAN5Gx n-HT40 mode U-NII-1
Add. Information	

Test Parameter	
Technology to test	WLAN5Gx n-HT40 mode U-NII-1
Antenna Port used	1
Temperature	mid
Voltage	mid
Frequency low to test	True Freq [MHz] 5190
Frequency mid to test	False Freq [MHz] 0
Frequency high to test	False Freq [MHz] 5230
Switched Path	IUT - SignalingUnit - SpectrumAnalyzer
Devices in use	SA: Rohde&Schwarz,FSV-30,1321.3008K30/103170,3.40

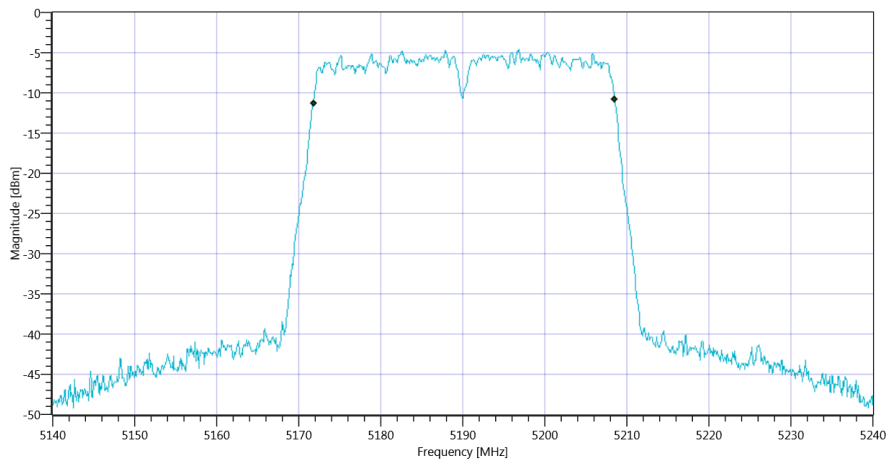
Test at TX 5190 MHz

READ SA SETTINGS:

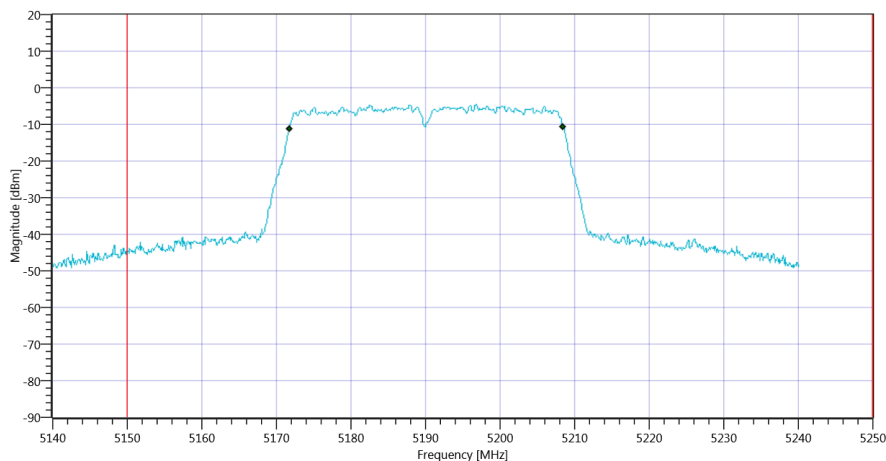
RefLevel [dBm] RefLevelOffset [dB] InpAtt [dB]	6.60 11.18 15
Start [MHz] Stop [MHz]	5140.000 5240.000
RBW [MHz] VBW [MHz]	0.500000 3.000000
Detector TraceMode	POS MAXH
Sweep: Time [ms] Count Points per Section Type	1 2500 1001 SWE

RESULT: TC_VM_FCC15407_Bandwidths_V01

Test Description	Lower Limit	Upper Limit	Measured	Unit	Verdict
Bandwidth 99%	---	---	36.663	MHz	Information
T1 99%	5150.000000	---	5171.8182	MHz	PASS
T2 99%	---	5250.000000	5208.4815	MHz	PASS



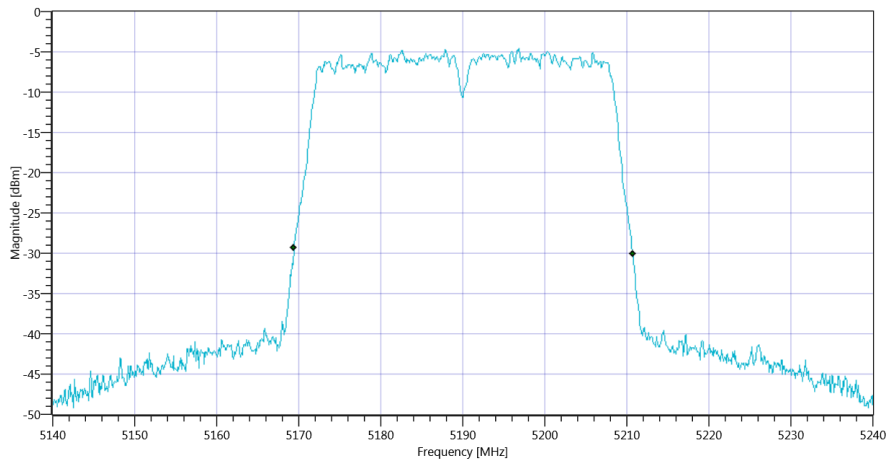
Plot_FCC Part 15.407 & ISED Bandwidths ~ WLAN5Gx n-HT40 mode U-NII-1 99PCT_02092019_110742.png



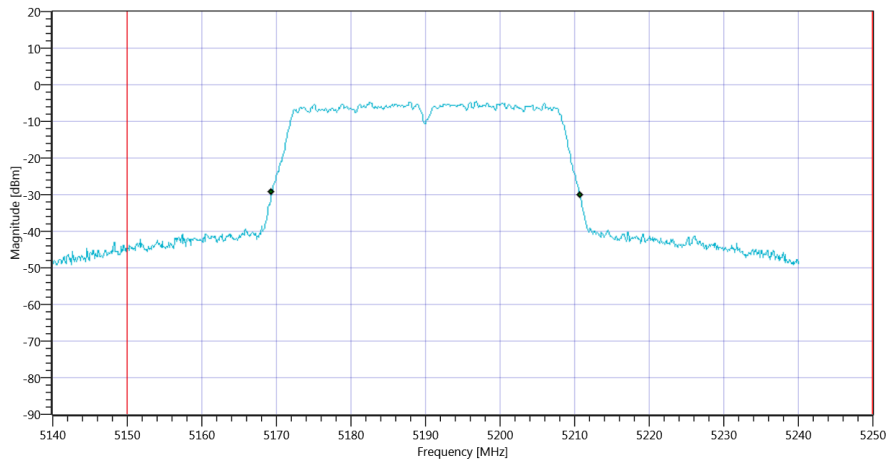
Plot_FCC Part 15.407 & ISED Bandwidths ~ WLAN5Gx n-HT40 mode U-NII-1_02092019_110745.png

RESULT: TC_VM_FCC15407_Bandwidths_V01

Test Description	Lower Limit	Upper Limit	Measured	Unit	Verdict
Bandwidth 26dB	---	---	41.3	MHz	Information
T1 26dB	5150.000000	---	5169.4000	MHz	PASS
T2 26dB	---	5250.000000	5210.7000	MHz	PASS



Plot_FCC Part 15.407 & ISED Bandwidths ~ WLAN5Gx n-HT40 mode U-NII-1 26dB_02092019_110748.png



Plot_FCC Part 15.407 & ISED Bandwidths ~ WLAN5Gx n-HT40 mode U-NII-1_02092019_110751.png

TEST FINISHED

General Verdict

02.09.2019 11:07:51 / RT: 33 s

PASS

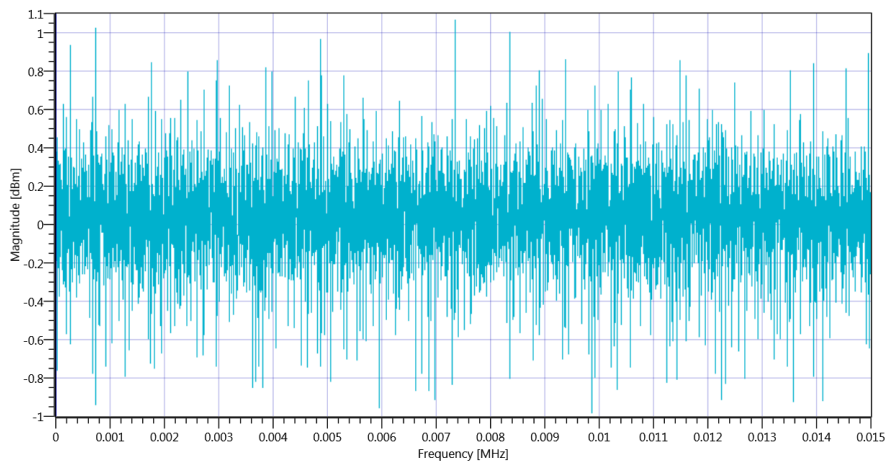
64. FCC Part 15.407 Max Output Power and PSD ~ WLAN5Gx n-HT40 mode U-NII-1

Test References	
TC Start	02.09.2019 11:08:41
System Version	1.0.0.20
Test Specification	FCC Part 15.407
Test Method	KDB789033 D02, F., E.2.e.
Class / TC Version / TC ID	TC_VM_FCC15407_Max_Output_Power_and_PSD_V01 Version: 0.0.1 TCID_FCC15407_3
My Description	FCC 15.407 Max Output Power & PSD - WLAN5Gx n-HT40 mode U-NII-1
Add. Information	

Test Parameter	
Technology to test	WLAN5Gx n-HT40 mode U-NII-1
Antenna Port used	1
Temperature	mid
Voltage	mid
Frequency low to test	False Freq [MHz] 5190
Frequency mid to test	False Freq [MHz] 0
Frequency high to test	True Freq [MHz] 5230
Switched Path	IUT - SignalingUnit - SpectrumAnalyzer
Devices in use	SA: Rohde&Schwarz,FSV-30,1321.3008K30/103170,3.40

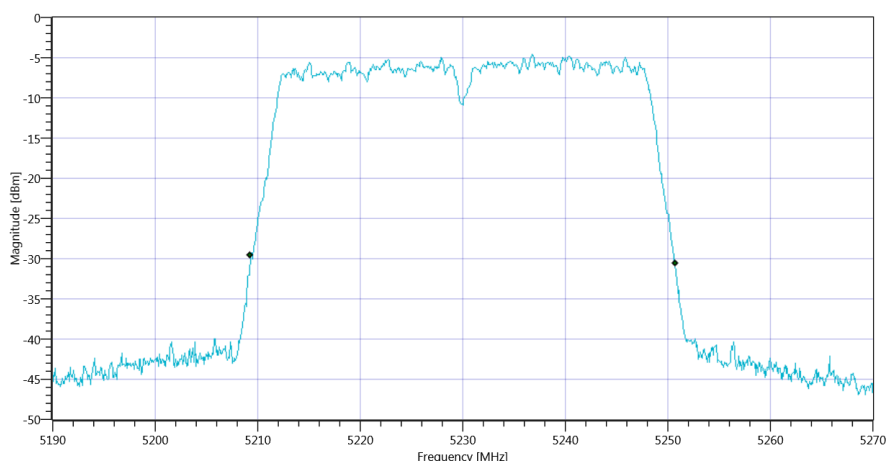
Test at TX 5230 MHz

RESULT: Duty Cycle evaluation					
Test Description	Lower Limit	Upper Limit	Measured	Unit	Verdict
No enough Bursts detected, Duty Cycle Burst Ratio set to 1					
Duty Cycle (Burst Ratio) max	---	---	1	---	Information
Duty Cycle max	---	---	0	dB	Information
Duty Cycle (Burst Ratio) min	---	---	1	---	Information
Duty Cycle min	---	---	0	dB	Information



Plot_FCC Part 15.407 Max Output Power and PSD ~ WLAN5Gx n-HT40 mode U-NII-1 5230 MHz - Duty Cycle_02092019_110854.png

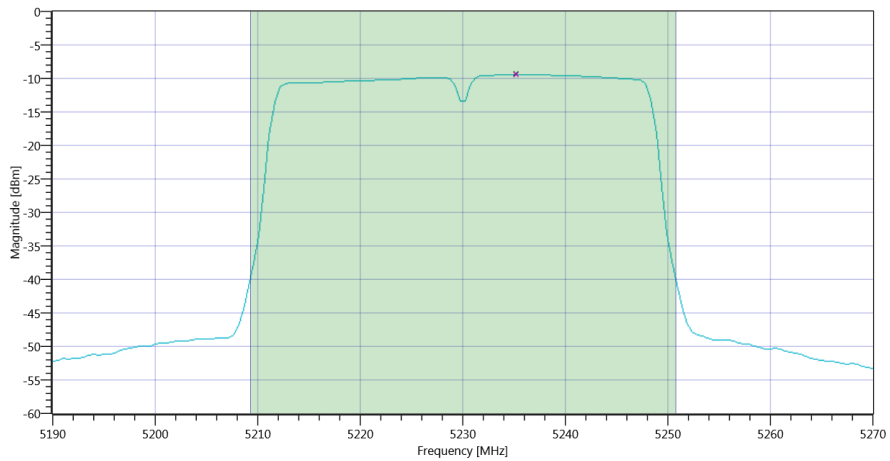
RESULT: TC_VM_FCC15407_Max_Output_Power_and_PSD_V01					
Test Description	Lower Limit	Upper Limit	Measured	Unit	Verdict
Bandwidth 26dB	---	---	41.44	MHz	Information
T1 26dB	---	---	5209.2800	MHz	Information
T2 26dB	---	---	5250.7200	MHz	Information



Plot_FCC Part 15.407 Max Output Power and PSD ~ WLAN5Gx n-HT40 mode U-NII-1 BW_02092019_110905.png

READ SA SETTINGS:	
RefLevel [dBm] RefLevelOffset [dB] InpAtt [dB]	10.86 11.28 15
Start [MHz] Stop [MHz]	5190.000 5270.000
RBW [MHz] VBW [MHz]	1.000000 3.000000
Detector TraceMode	RMS MAXH
Sweep: Time [ms] Count Points per Section Type	8000 1 160 SWE

RESULT: TC_VM_FCC15407_Max_Output_Power_and_PSD_V01					
Test Description	Lower Limit	Upper Limit	Measured	Unit	Verdict
Max Output Power	---	---	5.27	dBm	Information
Duty Cycle Correction	---	---	0	dB	Information
Limit absolute					
Max Output Power DC corrected	---	24	5.27	dBm	PASS
Limit by: 11 dBm + 10 log Bandwidth					
Max Output Power DC corrected	---	27.17	5.27	dBm	PASS



Plot_FCC Part 15.407 Max Output Power and PSD ~ WLAN5Gx n-HT40 mode U-NII-1 Max OP and PSD_02092019_110918.png

RESULT: TC_VM_FCC15407_Max_Output_Power_and_PSD_V01					
Test Description	Lower Limit	Upper Limit	Measured	Unit	Verdict
Power Spectral Density	---	---	-9.48	dBm/1MHz	Information
Duty Cycle Correction	---	---	0	dB	Information
Power Spectral Density DC corrected	---	11	-9.48	dBm/1MHz	PASS

TEST FINISHED		
General Verdict	02.09.2019 11:09:19 / RT: 37 s	PASS

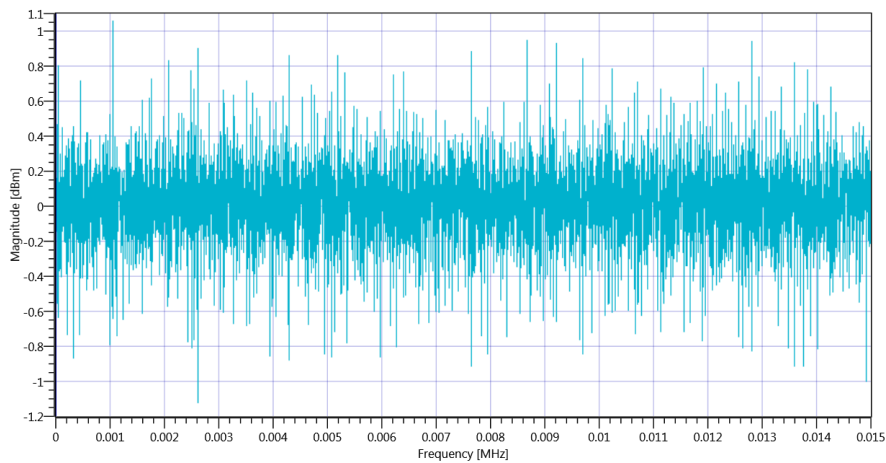
65. ISED Max Output Power and PSD ~ WLAN5Gx n-HT40 mode U-NII-1

Test References	
TC Start	02.09.2019 11:09:23
System Version	1.0.0.20
Test Specification	ISED
Test Method	
Class / TC Version / TC ID	TC_VM_FCC15407_Max_Output_Power_and_PSD_V01 Version: 0.0.1 TCID_FCC15407_3
My Description	ISED Max Output Power & PSD - WLAN5Gx n-HT40 mode U-NII-1
Add. Information	

Test Parameter	
Technology to test	WLAN5Gx n-HT40 mode U-NII-1
Antenna Port used	1
Temperature	mid
Voltage	mid
Frequency low to test	False Freq [MHz] 5190
Frequency mid to test	False Freq [MHz] 0
Frequency high to test	True Freq [MHz] 5230
Switched Path	IUT - SignalingUnit - SpectrumAnalyzer
Devices in use	SA: Rohde&Schwarz,FSV-30,1321.3008K30/103170,3.40

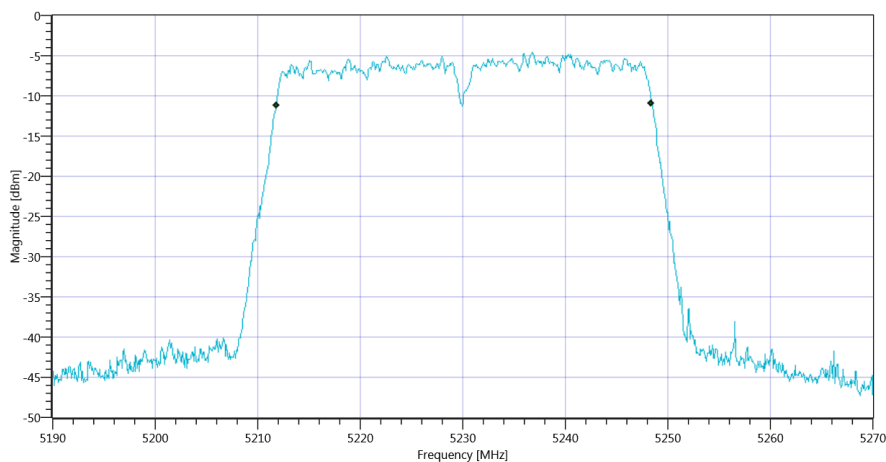
Test at TX 5230 MHz

RESULT: Duty Cycle evaluation					
Test Description	Lower Limit	Upper Limit	Measured	Unit	Verdict
No enough Bursts detected, Duty Cycle Burst Ratio set to 1					
Duty Cycle (Burst Ratio) max	---	---	1	---	Information
Duty Cycle max	---	---	0	dB	Information
Duty Cycle (Burst Ratio) min	---	---	1	---	Information
Duty Cycle min	---	---	0	dB	Information



Plot_ISED Max Output Power and PSD ~ WLAN5Gx n-HT40 mode U-NII-1 5230 MHz - Duty Cycle_02092019_110936.png

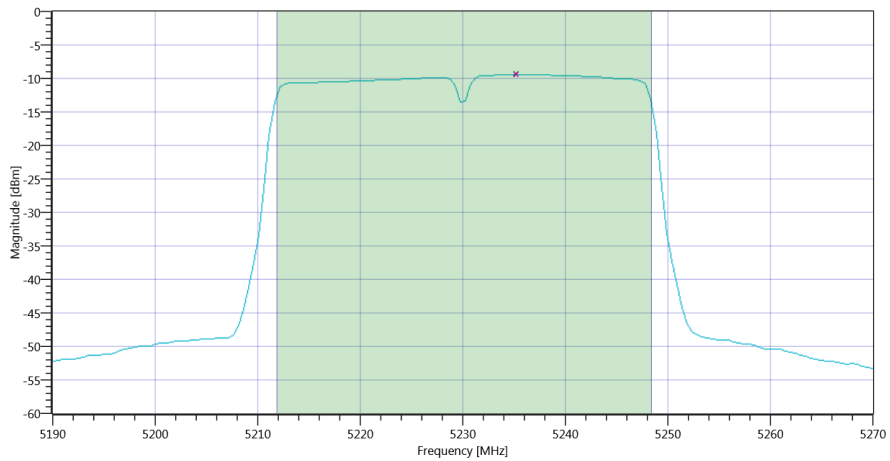
RESULT: TC_VM_FCC15407_Max_Output_Power_and_PSD_V01					
Test Description	Lower Limit	Upper Limit	Measured	Unit	Verdict
Bandwidth 99%	---	---	36.523	MHz	Information
T1 99%	---	---	5211.8581	MHz	Information
T2 99%	---	---	5248.3816	MHz	Information



Plot_ISED Max Output Power and PSD ~ WLAN5Gx n-HT40 mode U-NII-1 BW_02092019_110947.png

READ SA SETTINGS:	
RefLevel [dBm] RefLevelOffset [dB] InpAtt [dB]	10.03 11.28 15
Start [MHz] Stop [MHz]	5190.000 5270.000
RBW [MHz] VBW [MHz]	1.000000 3.000000
Detector TraceMode	RMS MAXH
Sweep: Time [ms] Count Points per Section Type	8000 1 160 SWE

RESULT: TC_VM_FCC15407_Max_Output_Power_and_PSD_V01					
Test Description	Lower Limit	Upper Limit	Measured	Unit	Verdict
Max Output Power	---	---	5.21	dBm	Information
Duty Cycle Correction	---	---	0	dB	Information
Limit absolute					
Max Output Power DC corrected	---	24	5.21	dBm	PASS
Limit by: 11 dBm + 10 log Bandwidth					
Max Output Power DC corrected	---	26.63	5.21	dBm	PASS



Plot_ISED Max Output Power and PSD ~ WLAN5Gx n-HT40 mode U-NII-1 Max OP and PSD_02092019_111000.png

RESULT: TC_VM_FCC15407_Max_Output_Power_and_PSD_V01					
Test Description	Lower Limit	Upper Limit	Measured	Unit	Verdict
Power Spectral Density	---	---	-9.49	dBm/1MHz	Information
Duty Cycle Correction	---	---	0	dB	Information
Power Spectral Density DC corrected	---	11	-9.49	dBm/1MHz	PASS

TEST FINISHED		
General Verdict	02.09.2019 11:10:01 / RT: 37 s	PASS

66. FCC Part 15.407 & ISED Bandwidths ~ WLAN5Gx n-HT40 mode U-NII-1

Test References	
TC Start	02.09.2019 11:10:05
System Version	1.0.0.20
Test Specification	FCC Part 15.407 & ISET RSS-GEN
Test Method	26dB Bandwidth KDB789033 D02, C.1 / ISED RSS-GEN
Class / TC Version / TC ID	TC_VM_FCC15407_Bandwidths_V01 Version: 0.0.1 TCID_FCC15407_1
My Description	FCC 15.407 Bandwidths - WLAN5Gx n-HT40 mode U-NII-1
Add. Information	

Test Parameter	
Technology to test	WLAN5Gx n-HT40 mode U-NII-1
Antenna Port used	1
Temperature	mid
Voltage	mid
Frequency low to test	False Freq [MHz] 5190
Frequency mid to test	False Freq [MHz] 0
Frequency high to test	True Freq [MHz] 5230
Switched Path	IUT - SignalingUnit - SpectrumAnalyzer
Devices in use	SA: Rohde&Schwarz,FSV-30,1321.3008K30/103170,3.40

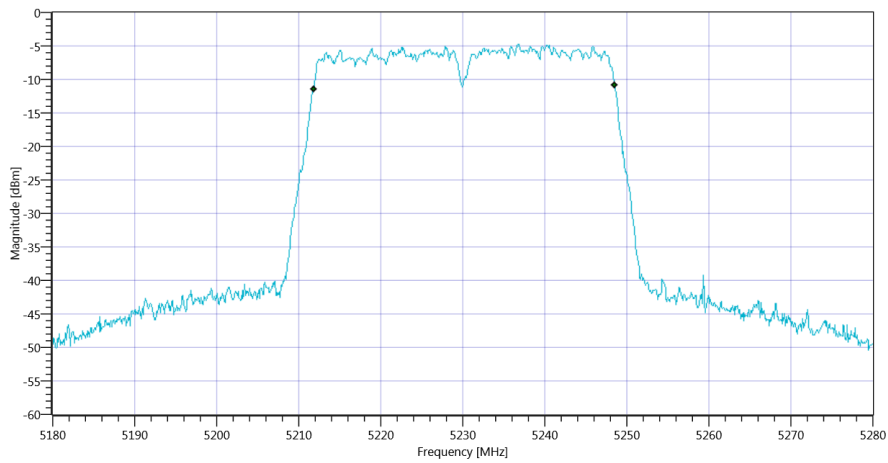
Test at TX 5230 MHz

READ SA SETTINGS:

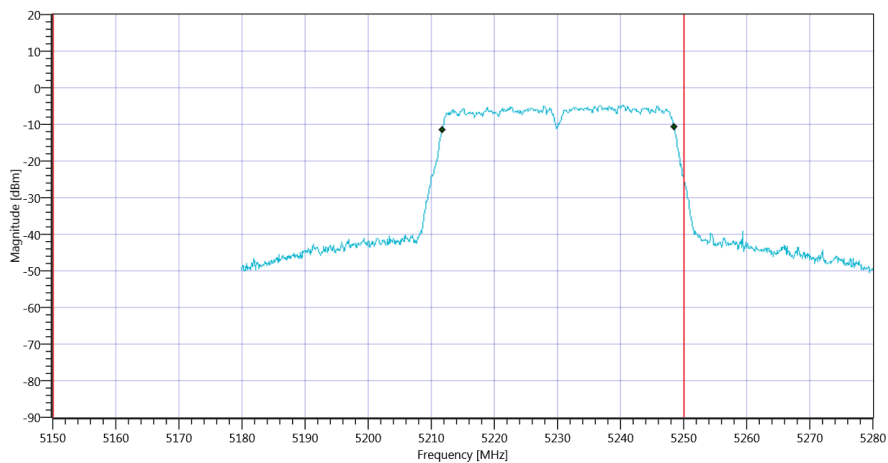
RefLevel [dBm] RefLevelOffset [dB] InpAtt [dB]	6.29 11.28 15
Start [MHz] Stop [MHz]	5180.000 5280.000
RBW [MHz] VBW [MHz]	0.500000 3.000000
Detector TraceMode	POS MAXH
Sweep: Time [ms] Count Points per Section Type	1 2500 1001 SWE

RESULT: TC_VM_FCC15407_Bandwidths_V01

Test Description	Lower Limit	Upper Limit	Measured	Unit	Verdict
Bandwidth 99%	---	---	36.663	MHz	Information
T1 99%	5150.000000	---	5211.8182	MHz	PASS
T2 99%	---	5250.000000	5248.4815	MHz	PASS



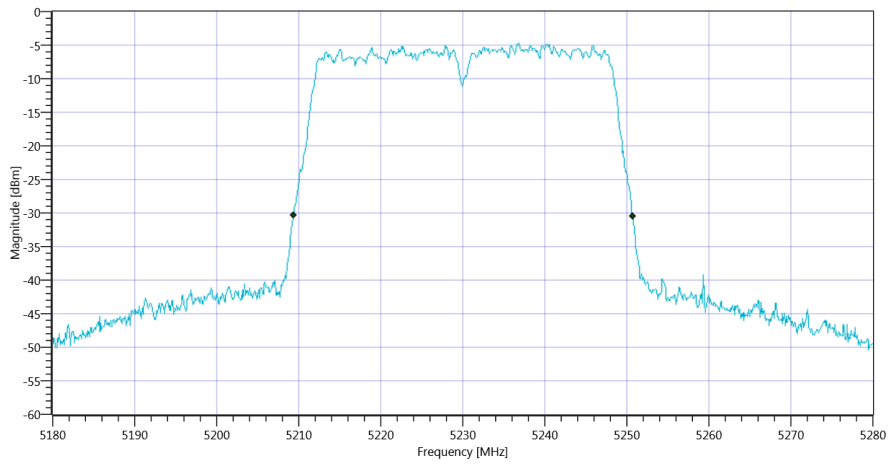
Plot_FCC Part 15.407 & ISED Bandwidths ~ WLAN5Gx n-HT40 mode U-NII-1 99PCT_02092019_111029.png



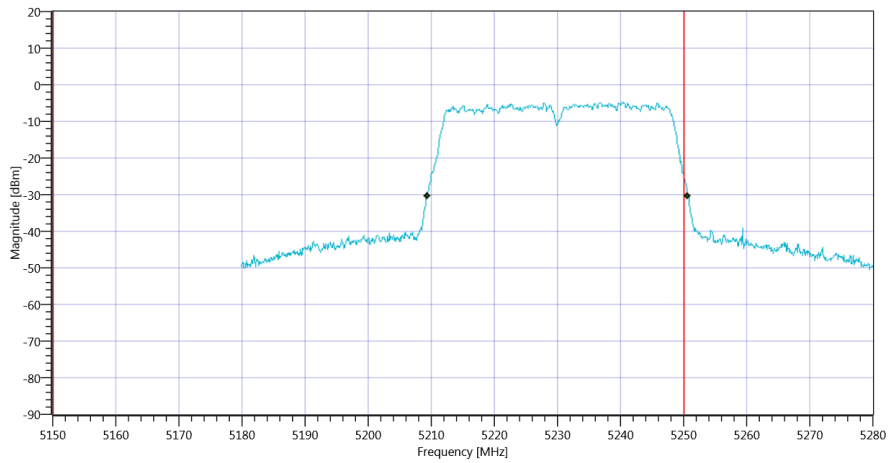
Plot_FCC Part 15.407 & ISED Bandwidths ~ WLAN5Gx n-HT40 mode U-NII-1_02092019_111032.png

RESULT: TC_VM_FCC15407_Bandwidths_V01

Test Description	Lower Limit	Upper Limit	Measured	Unit	Verdict
Bandwidth 26dB	---	---	41.3	MHz	Information
T1 26dB	5150.000000	---	5209.4000	MHz	PASS
T2 26dB	---	5250.000000	5257.0000	MHz	DFS required



Plot_FCC Part 15.407 & ISED Bandwidths ~ WLAN5Gx n-HT40 mode U-NII-1 26dB_02092019_111035.png



Plot_FCC Part 15.407 & ISED Bandwidths ~ WLAN5Gx n-HT40 mode U-NII-1_02092019_111038.png

TEST FINISHED

General Verdict

02.09.2019 11:10:38 / RT: 33 s

PASS

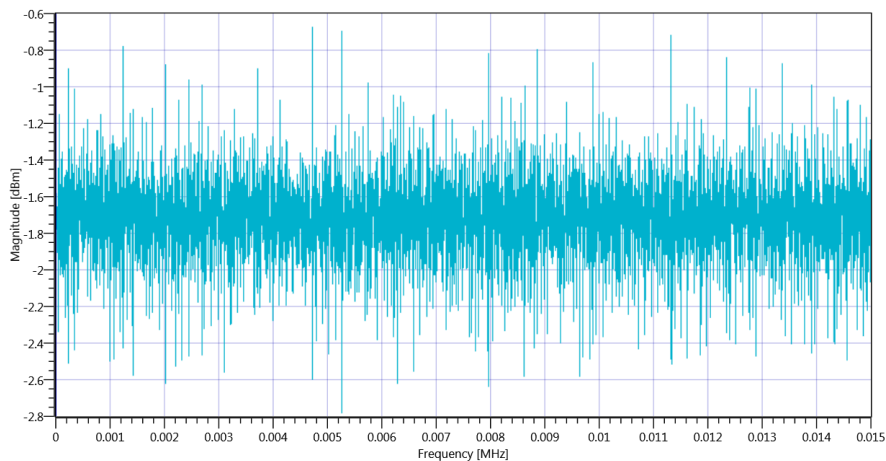
67. FCC Part 15.407 Max Output Power and PSD ~ WLAN5Gx n-HT40 mode U-NII-2A

Test References	
TC Start	02.09.2019 11:11:18
System Version	1.0.0.20
Test Specification	FCC Part 15.407
Test Method	KDB789033 D02, F., E.2.e.
Class / TC Version / TC ID	TC_VM_FCC15407_Max_Output_Power_and_PSD_V01 Version: 0.0.1 TCID_FCC15407_3
My Description	FCC 15.407 Max Output Power & PSD - WLAN5Gx n-HT40 mode U-NII-2A
Add. Information	

Test Parameter	
Technology to test	WLAN5Gx n-HT40 mode U-NII-2A
Antenna Port used	1
Temperature	mid
Voltage	mid
Frequency low to test	True Freq [MHz] 5270
Frequency mid to test	False Freq [MHz] 0
Frequency high to test	False Freq [MHz] 5310
Switched Path	IUT - SignalingUnit - SpectrumAnalyzer
Devices in use	SA: Rohde&Schwarz,FSV-30,1321.3008K30/103170,3.40

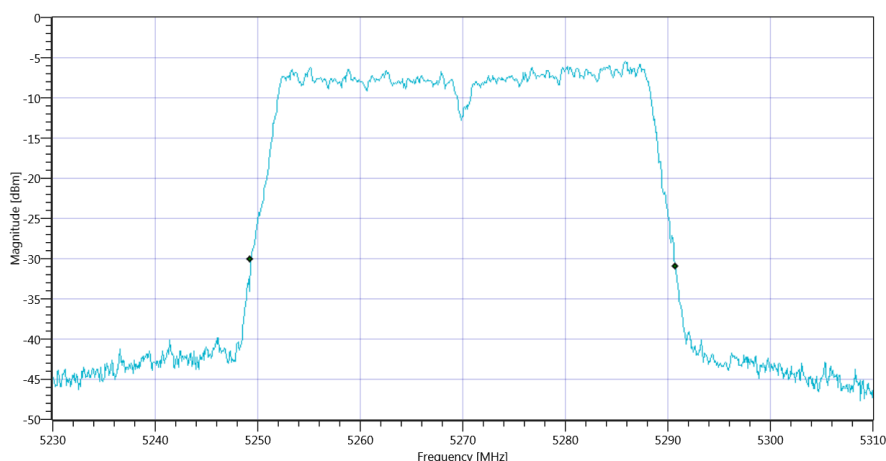
Test at TX 5270 MHz

RESULT: Duty Cycle evaluation					
Test Description	Lower Limit	Upper Limit	Measured	Unit	Verdict
No enough Bursts detected, Duty Cycle Burst Ratio set to 1					
Duty Cycle (Burst Ratio) max	---	---	1	---	Information
Duty Cycle max	---	---	0	dB	Information
Duty Cycle (Burst Ratio) min	---	---	1	---	Information
Duty Cycle min	---	---	0	dB	Information



Plot_FCC Part 15.407 Max Output Power and PSD ~ WLAN5Gx n-HT40 mode U-NII-2A 5270 MHz - Duty Cycle_02092019_111130.png

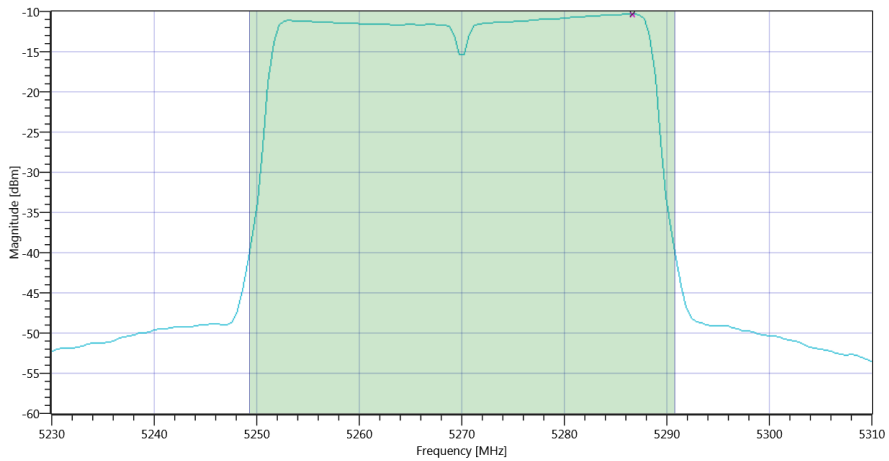
RESULT: TC_VM_FCC15407_Max_Output_Power_and_PSD_V01					
Test Description	Lower Limit	Upper Limit	Measured	Unit	Verdict
Bandwidth 26dB	---	---	41.44	MHz	Information
T1 26dB	---	---	5249.2800	MHz	Information
T2 26dB	---	---	5290.7200	MHz	Information



Plot_FCC Part 15.407 Max Output Power and PSD ~ WLAN5Gx n-HT40 mode U-NII-2A BW_02092019_111142.png

READ SA SETTINGS:	
RefLevel [dBm] RefLevelOffset [dB] InpAtt [dB]	9.75 11.39 15
Start [MHz] Stop [MHz]	5230.000 5310.000
RBW [MHz] VBW [MHz]	1.000000 3.000000
Detector TraceMode	RMS MAXH
Sweep: Time [ms] Count Points per Section Type	8000 1 160 SWE

RESULT: TC_VM_FCC15407_Max_Output_Power_and_PSD_V01					
Test Description	Lower Limit	Upper Limit	Measured	Unit	Verdict
Max Output Power	---	---	4.11	dBm	Information
Duty Cycle Correction	---	---	0	dB	Information
Limit absolute					
Max Output Power DC corrected	---	24	4.11	dBm	PASS
Limit by: 11 dBm + 10 log Bandwidth					
Max Output Power DC corrected	---	27.17	4.11	dBm	PASS



Plot_FCC Part 15.407 Max Output Power and PSD ~ WLAN5Gx n-HT40 mode U-NII-2A Max OP and PSD_02092019_111155.png

RESULT: TC_VM_FCC15407_Max_Output_Power_and_PSD_V01					
Test Description	Lower Limit	Upper Limit	Measured	Unit	Verdict
Power Spectral Density	---	---	-10.34	dBm/1MHz	Information
Duty Cycle Correction	---	---	0	dB	Information
Power Spectral Density DC corrected	---	11	-10.34	dBm/1MHz	PASS

TEST FINISHED		
General Verdict	02.09.2019 11:11:55 / RT: 37 s	PASS

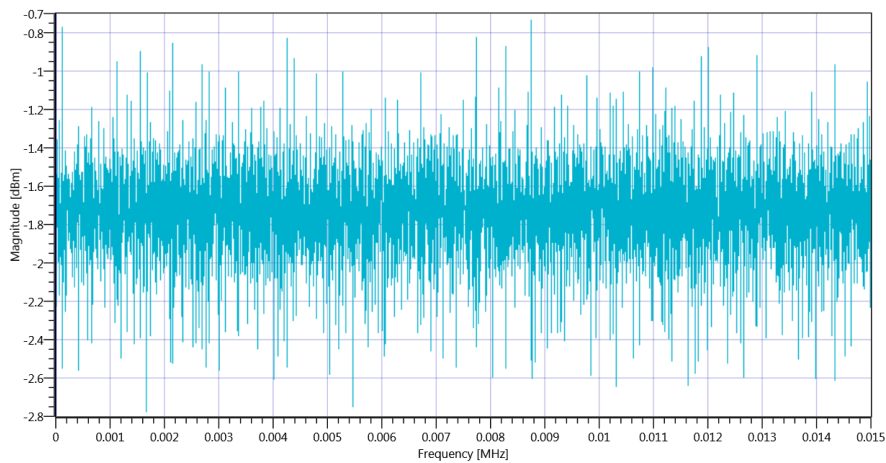
68. ISED Max Output Power and PSD ~ WLAN5Gx n-HT40 mode U-NII-2A

Test References	
TC Start	02.09.2019 11:11:59
System Version	1.0.0.20
Test Specification	ISED
Test Method	
Class / TC Version / TC ID	TC_VM_FCC15407_Max_Output_Power_and_PSD_V01 Version: 0.0.1 TCID_FCC15407_3
My Description	ISED Max Output Power & PSD - WLAN5Gx n-HT40 mode U-NII-2A
Add. Information	

Test Parameter	
Technology to test	WLAN5Gx n-HT40 mode U-NII-2A
Antenna Port used	1
Temperature	mid
Voltage	mid
Frequency low to test	True Freq [MHz] 5270
Frequency mid to test	False Freq [MHz] 0
Frequency high to test	False Freq [MHz] 5310
Switched Path	IUT - SignalingUnit - SpectrumAnalyzer
Devices in use	SA: Rohde&Schwarz,FSV-30,1321.3008K30/103170,3.40

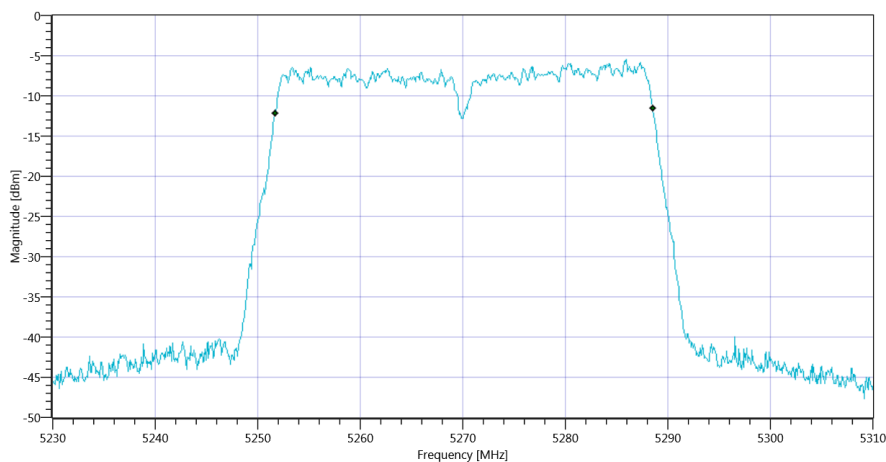
Test at TX 5270 MHz

RESULT: Duty Cycle evaluation					
Test Description	Lower Limit	Upper Limit	Measured	Unit	Verdict
No enough Bursts detected, Duty Cycle Burst Ratio set to 1					
Duty Cycle (Burst Ratio) max	---	---	1	---	Information
Duty Cycle max	---	---	0	dB	Information
Duty Cycle (Burst Ratio) min	---	---	1	---	Information
Duty Cycle min	---	---	0	dB	Information



Plot_ISED Max Output Power and PSD ~ WLAN5Gx n-HT40 mode U-NII-2A 5270 MHz - Duty Cycle_02092019_111212.png

RESULT: TC_VM_FCC15407_Max_Output_Power_and_PSD_V01					
Test Description	Lower Limit	Upper Limit	Measured	Unit	Verdict
Bandwidth 99%	---	---	36.843	MHz	Information
T1 99%	---	---	5251.6983	MHz	Information
T2 99%	---	---	5288.5415	MHz	Information

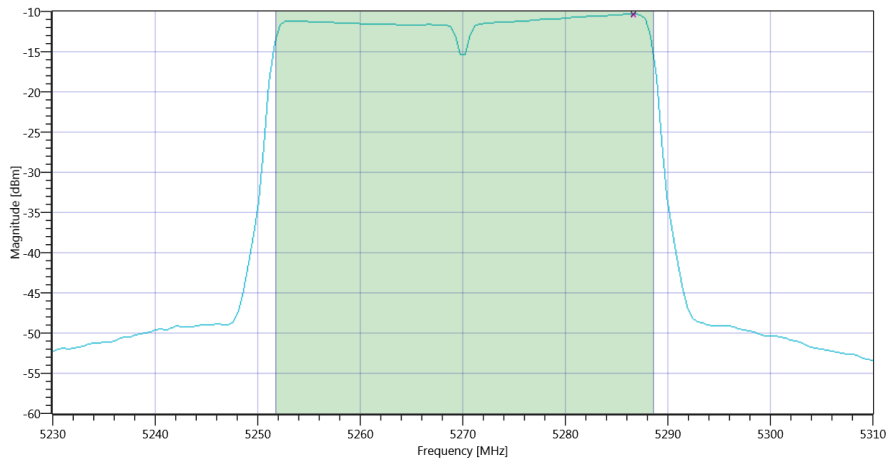


Plot_ISED Max Output Power and PSD ~ WLAN5Gx n-HT40 mode U-NII-2A BW_02092019_111223.png

READ SA SETTINGS:	
RefLevel [dBm] RefLevelOffset [dB] InpAtt [dB]	9.27 11.39 15
Start [MHz] Stop [MHz]	5230.000 5310.000
RBW [MHz] VBW [MHz]	1.000000 3.000000
Detector TraceMode	RMS MAXH
Sweep: Time [ms] Count Points per Section Type	8000 1 160 SWE

RESULT: TC_VM_FCC15407_Max_Output_Power_and_PSD_V01

Test Description	Lower Limit	Upper Limit	Measured	Unit	Verdict
Max Output Power	---	---	4.06	dBm	Information
Duty Cycle Correction	---	---	0	dB	Information
Limit absolute					
Max Output Power DC corrected	---	24	4.06	dBm	PASS
Limit by: 11 dBm + 10 log Bandwidth					
Max Output Power DC corrected	---	26.66	4.06	dBm	PASS



Plot_ISED Max Output Power and PSD ~ WLAN5Gx n-HT40 mode U-NII-2A Max OP and PSD_02092019_111236.png

RESULT: TC_VM_FCC15407_Max_Output_Power_and_PSD_V01

Test Description	Lower Limit	Upper Limit	Measured	Unit	Verdict
Power Spectral Density	---	---	-10.32	dBm/1MHz	Information
Duty Cycle Correction	---	---	0	dB	Information
Power Spectral Density DC corrected	---	11	-10.32	dBm/1MHz	PASS

TEST FINISHED

General Verdict

02.09.2019 11:12:37 / RT: 37 s

PASS

69. FCC Part 15.407 & ISED Bandwidths ~ WLAN5Gx n-HT40 mode U-NII-2A

Test References	
TC Start	02.09.2019 11:12:41
System Version	1.0.0.20
Test Specification	FCC Part 15.407 & ISET RSS-GEN
Test Method	26dB Bandwidth KDB789033 D02, C.1 / ISED RSS-GEN
Class / TC Version / TC ID	TC_VM_FCC15407_Bandwidths_V01 Version: 0.0.1 TCID_FCC15407_1
My Description	FCC 15.407 Bandwidths - WLAN5Gx n-HT40 mode U-NII-2A
Add. Information	

Test Parameter	
Technology to test	WLAN5Gx n-HT40 mode U-NII-2A
Antenna Port used	1
Temperature	mid
Voltage	mid
Frequency low to test	True Freq [MHz] 5270
Frequency mid to test	False Freq [MHz] 0
Frequency high to test	False Freq [MHz] 5310
Switched Path	IUT - SignalingUnit - SpectrumAnalyzer
Devices in use	SA: Rohde&Schwarz,FSV-30,1321.3008K30/103170,3.40

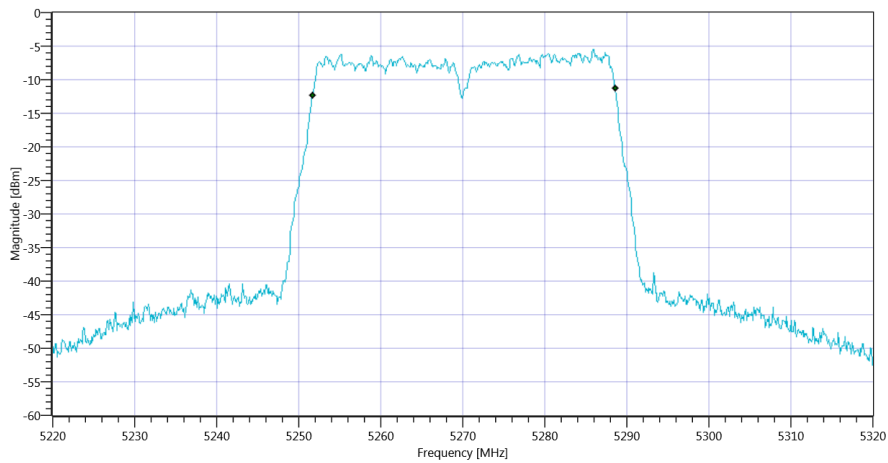
Test at TX 5270 MHz

READ SA SETTINGS:

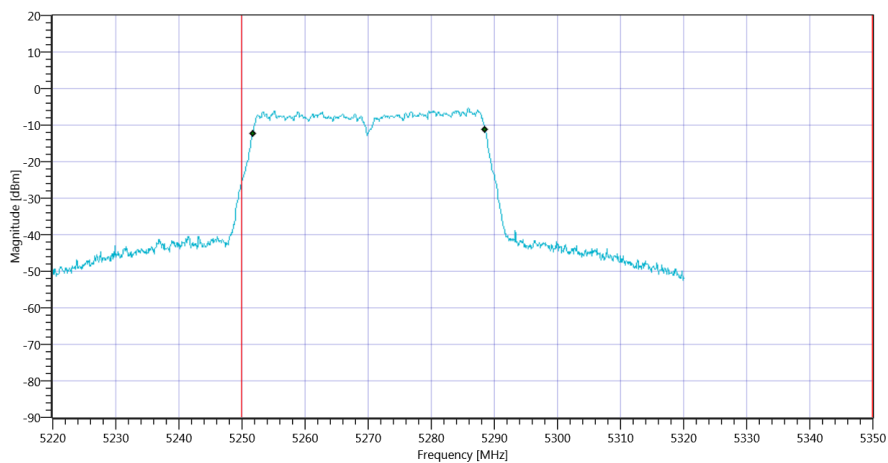
RefLevel [dBm] RefLevelOffset [dB] InpAtt [dB]	5.51 11.39 10
Start [MHz] Stop [MHz]	5220.000 5320.000
RBW [MHz] VBW [MHz]	0.500000 3.000000
Detector TraceMode	POS MAXH
Sweep: Time [ms] Count Points per Section Type	1 2500 1001 SWE

RESULT: TC_VM_FCC15407_Bandwidths_V01

Test Description	Lower Limit	Upper Limit	Measured	Unit	Verdict
Bandwidth 99%	---	---	36.863	MHz	Information
T1 99%	5250.000000	---	5251.7183	MHz	PASS since U-NII-1 is supported
T2 99%	---	5350.000000	5288.5814	MHz	PASS



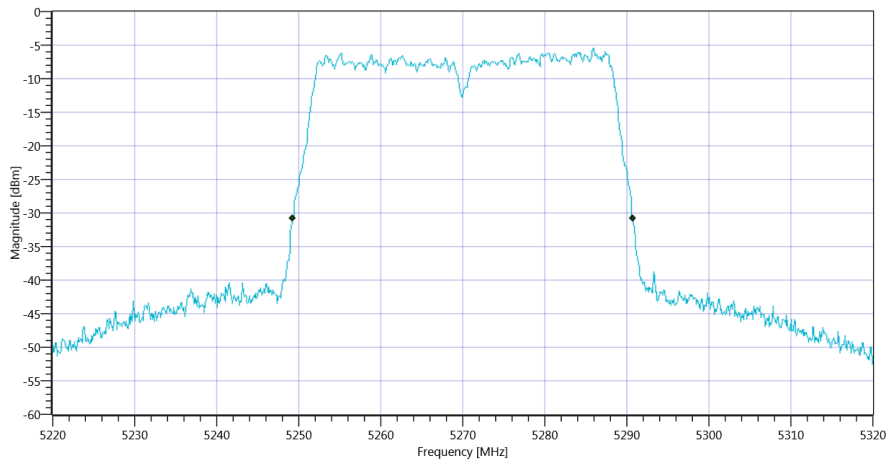
Plot_FCC Part 15.407 & ISED Bandwidths ~ WLAN5Gx n-HT40 mode U-NII-2A 99PCT_02092019_111305.png



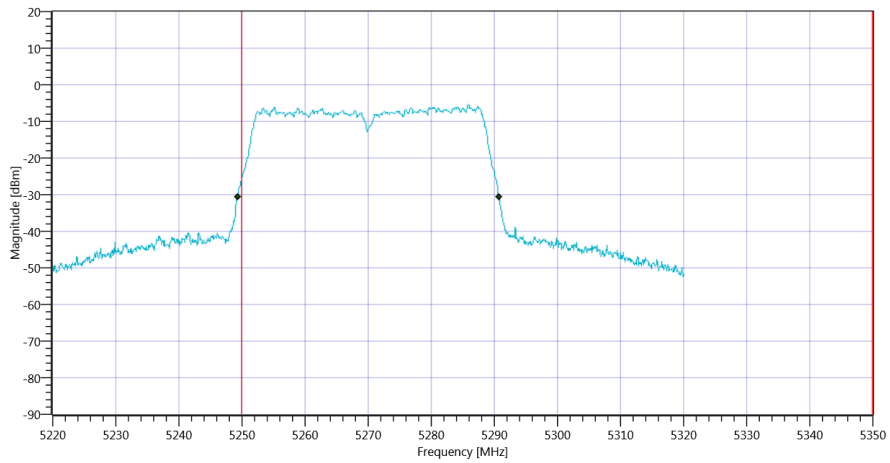
Plot_FCC Part 15.407 & ISED Bandwidths ~ WLAN5Gx n-HT40 mode U-NII-2A_02092019_111308.png

RESULT: TC_VM_FCC15407_Bandwidths_V01

Test Description	Lower Limit	Upper Limit	Measured	Unit	Verdict
Bandwidth 26dB	---	---	41.4	MHz	Information
T1 26dB	5250.000000	---	5249.3000	MHz	PASS since U-NII-1 is supported
T2 26dB	---	5350.000000	5290.7000	MHz	PASS



Plot_FCC Part 15.407 & ISED Bandwidths ~ WLAN5Gx n-HT40 mode U-NII-2A 26dB_02092019_111312.png



Plot_FCC Part 15.407 & ISED Bandwidths ~ WLAN5Gx n-HT40 mode U-NII-2A_02092019_111315.png

TEST FINISHED

General Verdict

02.09.2019 11:13:15 / RT: 33 s

PASS

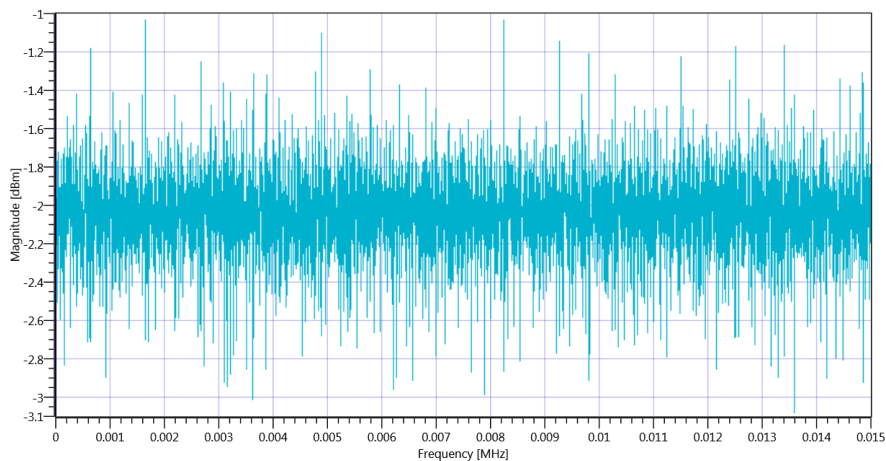
70. FCC Part 15.407 Max Output Power and PSD ~ WLAN5Gx n-HT40 mode U-NII-2A

Test References	
TC Start	02.09.2019 11:13:56
System Version	1.0.0.20
Test Specification	FCC Part 15.407
Test Method	KDB789033 D02, F., E.2.e.
Class / TC Version / TC ID	TC_VM_FCC15407_Max_Output_Power_and_PSD_V01 Version: 0.0.1 TCID_FCC15407_3
My Description	FCC 15.407 Max Output Power & PSD - WLAN5Gx n-HT40 mode U-NII-2A
Add. Information	

Test Parameter	
Technology to test	WLAN5Gx n-HT40 mode U-NII-2A
Antenna Port used	1
Temperature	mid
Voltage	mid
Frequency low to test	False Freq [MHz] 5270
Frequency mid to test	False Freq [MHz] 0
Frequency high to test	True Freq [MHz] 5310
Switched Path	IUT - SignalingUnit - SpectrumAnalyzer
Devices in use	SA: Rohde&Schwarz,FSV-30,1321.3008K30/103170,3.40

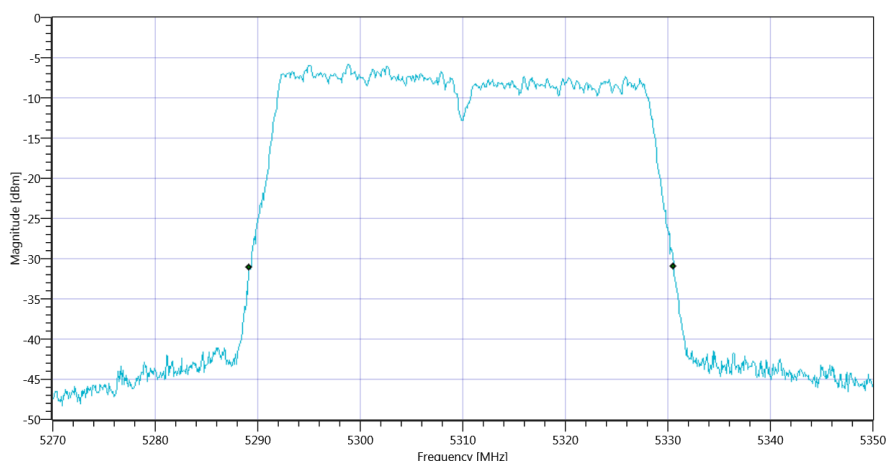
Test at TX 5310 MHz

RESULT: Duty Cycle evaluation					
Test Description	Lower Limit	Upper Limit	Measured	Unit	Verdict
No enough Bursts detected, Duty Cycle Burst Ratio set to 1					
Duty Cycle (Burst Ratio) max	---	---	1	---	Information
Duty Cycle max	---	---	0	dB	Information
Duty Cycle (Burst Ratio) min	---	---	1	---	Information
Duty Cycle min	---	---	0	dB	Information



Plot_FCC Part 15.407 Max Output Power and PSD ~ WLAN5Gx n-HT40 mode U-NII-2A 5310 MHz - Duty Cycle_02092019_111408.png

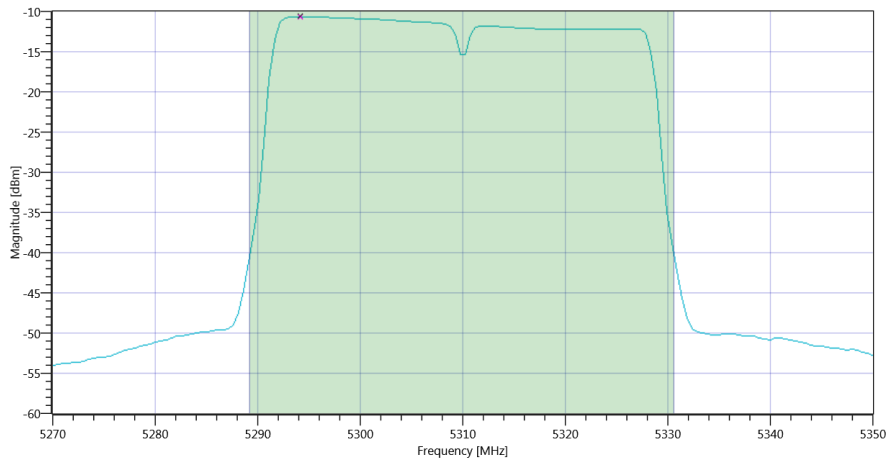
RESULT: TC_VM_FCC15407_Max_Output_Power_and_PSD_V01					
Test Description	Lower Limit	Upper Limit	Measured	Unit	Verdict
Bandwidth 26dB	---	---	41.44	MHz	Information
T1 26dB	---	---	5289.1200	MHz	Information
T2 26dB	---	---	5330.5600	MHz	Information



Plot_FCC Part 15.407 Max Output Power and PSD ~ WLAN5Gx n-HT40 mode U-NII-2A BW_02092019_111420.png

READ SA SETTINGS:	
RefLevel [dBm] RefLevelOffset [dB] InpAtt [dB]	9.34 11.44 15
Start [MHz] Stop [MHz]	5270.000 5350.000
RBW [MHz] VBW [MHz]	1.000000 3.000000
Detector TraceMode	RMS MAXH
Sweep: Time [ms] Count Points per Section Type	8000 1 160 SWE

RESULT: TC_VM_FCC15407_Max_Output_Power_and_PSD_V01					
Test Description	Lower Limit	Upper Limit	Measured	Unit	Verdict
Max Output Power	---	---	3.73	dBm	Information
Duty Cycle Correction	---	---	0	dB	Information
Limit absolute					
Max Output Power DC corrected	---	24	3.73	dBm	PASS
Limit by: 11 dBm + 10 log Bandwidth					
Max Output Power DC corrected	---	27.17	3.73	dBm	PASS



Plot_FCC Part 15.407 Max Output Power and PSD ~ WLAN5Gx n-HT40 mode U-NII-2A Max OP and PSD_02092019_111433.png

RESULT: TC_VM_FCC15407_Max_Output_Power_and_PSD_V01					
Test Description	Lower Limit	Upper Limit	Measured	Unit	Verdict
Power Spectral Density	---	---	-10.68	dBm/1MHz	Information
Duty Cycle Correction	---	---	0	dB	Information
Power Spectral Density DC corrected	---	11	-10.68	dBm/1MHz	PASS

TEST FINISHED		
General Verdict	02.09.2019 11:14:34 / RT: 38 s	PASS

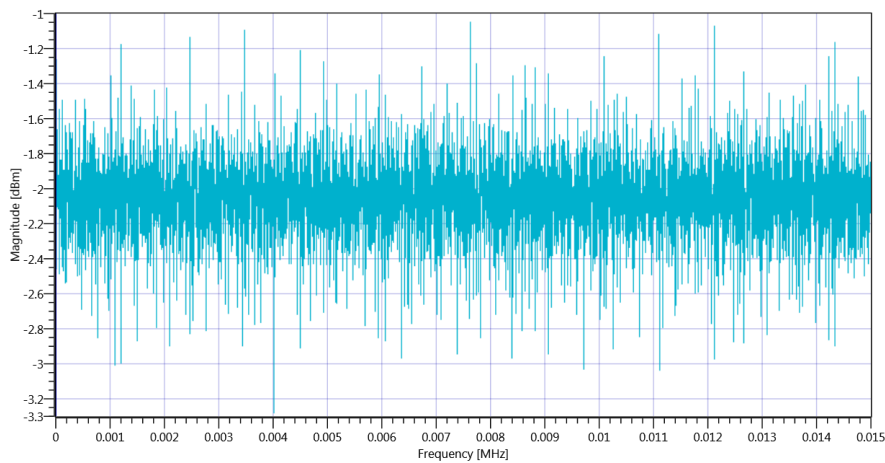
71. ISED Max Output Power and PSD ~ WLAN5Gx n-HT40 mode U-NII-2A

Test References	
TC Start	02.09.2019 11:14:38
System Version	1.0.0.20
Test Specification	ISED
Test Method	
Class / TC Version / TC ID	TC_VM_FCC15407_Max_Output_Power_and_PSD_V01 Version: 0.0.1 TCID_FCC15407_3
My Description	ISED Max Output Power & PSD - WLAN5Gx n-HT40 mode U-NII-2A
Add. Information	

Test Parameter	
Technology to test	WLAN5Gx n-HT40 mode U-NII-2A
Antenna Port used	1
Temperature	mid
Voltage	mid
Frequency low to test	False Freq [MHz] 5270
Frequency mid to test	False Freq [MHz] 0
Frequency high to test	True Freq [MHz] 5310
Switched Path	IUT - SignalingUnit - SpectrumAnalyzer
Devices in use	SA: Rohde&Schwarz,FSV-30,1321.3008K30/103170,3.40

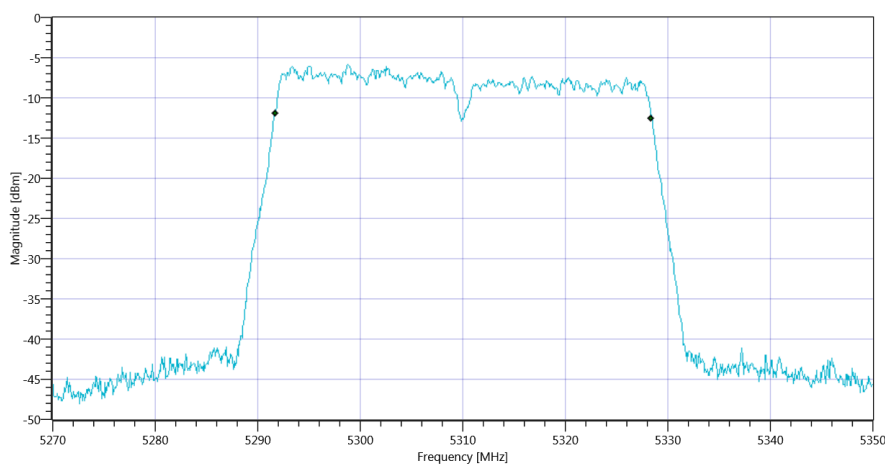
Test at TX 5310 MHz

RESULT: Duty Cycle evaluation					
Test Description	Lower Limit	Upper Limit	Measured	Unit	Verdict
No enough Bursts detected, Duty Cycle Burst Ratio set to 1					
Duty Cycle (Burst Ratio) max	---	---	1	---	Information
Duty Cycle max	---	---	0	dB	Information
Duty Cycle (Burst Ratio) min	---	---	1	---	Information
Duty Cycle min	---	---	0	dB	Information



Plot_ISED Max Output Power and PSD ~ WLAN5Gx n-HT40 mode U-NII-2A 5310 MHz - Duty Cycle_02092019_111451.png

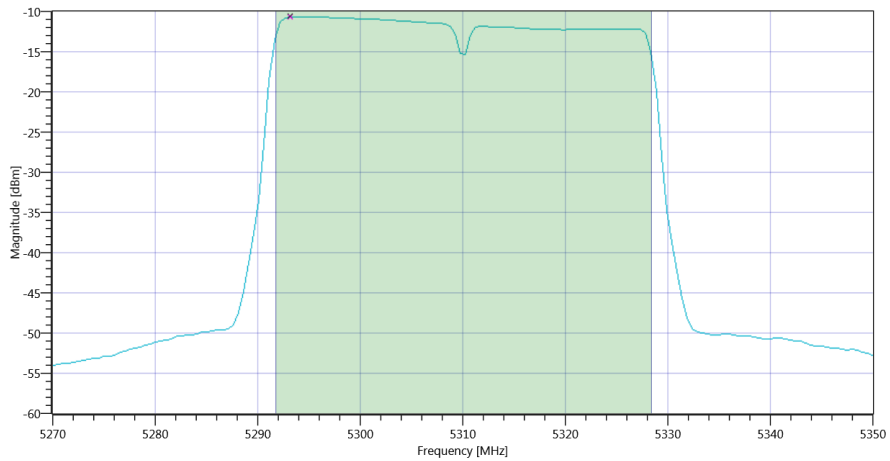
RESULT: TC_VM_FCC15407_Max_Output_Power_and_PSD_V01					
Test Description	Lower Limit	Upper Limit	Measured	Unit	Verdict
Bandwidth 99%	---	---	36.683	MHz	Information
T1 99%	---	---	5291.6983	MHz	Information
T2 99%	---	---	5328.3816	MHz	Information



Plot_ISED Max Output Power and PSD ~ WLAN5Gx n-HT40 mode U-NII-2A BW_02092019_111502.png

READ SA SETTINGS:	
RefLevel [dBm] RefLevelOffset [dB] InpAtt [dB]	9.30 11.44 15
Start [MHz] Stop [MHz]	5270.000 5350.000
RBW [MHz] VBW [MHz]	1.000000 3.000000
Detector TraceMode	RMS MAXH
Sweep: Time [ms] Count Points per Section Type	8000 1 160 SWE

RESULT: TC_VM_FCC15407_Max_Output_Power_and_PSD_V01					
Test Description	Lower Limit	Upper Limit	Measured	Unit	Verdict
Max Output Power	---	---	3.68	dBm	Information
Duty Cycle Correction	---	---	0	dB	Information
Limit absolute					
Max Output Power DC corrected	---	24	3.68	dBm	PASS
Limit by: 11 dBm + 10 log Bandwidth					
Max Output Power DC corrected	---	26.64	3.68	dBm	PASS



Plot_ISED Max Output Power and PSD ~ WLAN5Gx n-HT40 mode U-NII-2A Max OP and PSD_02092019_111515.png

RESULT: TC_VM_FCC15407_Max_Output_Power_and_PSD_V01					
Test Description	Lower Limit	Upper Limit	Measured	Unit	Verdict
Power Spectral Density	---	---	-10.69	dBm/1MHz	Information
Duty Cycle Correction	---	---	0	dB	Information
Power Spectral Density DC corrected	---	11	-10.69	dBm/1MHz	PASS

TEST FINISHED		
General Verdict	02.09.2019 11:15:16 / RT: 38 s	PASS

72. FCC Part 15.407 & ISED Bandwidths ~ WLAN5Gx n-HT40 mode U-NII-2A

Test References	
TC Start	02.09.2019 11:15:20
System Version	1.0.0.20
Test Specification	FCC Part 15.407 & ISET RSS-GEN
Test Method	26dB Bandwidth KDB789033 D02, C.1 / ISED RSS-GEN
Class / TC Version / TC ID	TC_VM_FCC15407_Bandwidths_V01 Version: 0.0.1 TCID_FCC15407_1
My Description	FCC 15.407 Bandwidths - WLAN5Gx n-HT40 mode U-NII-2A
Add. Information	

Test Parameter	
Technology to test	WLAN5Gx n-HT40 mode U-NII-2A
Antenna Port used	1
Temperature	mid
Voltage	mid
Frequency low to test	False Freq [MHz] 5270
Frequency mid to test	False Freq [MHz] 0
Frequency high to test	True Freq [MHz] 5310
Switched Path	IUT - SignalingUnit - SpectrumAnalyzer
Devices in use	SA: Rohde&Schwarz,FSV-30,1321.3008K30/103170,3.40

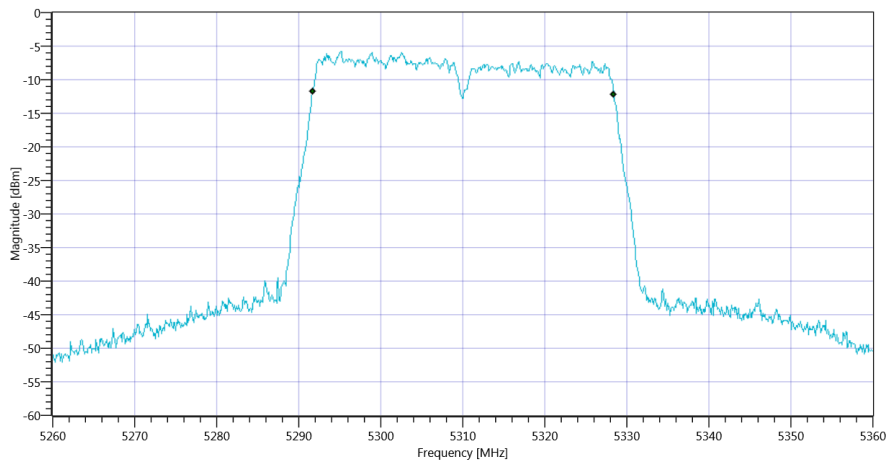
Test at TX 5310 MHz

READ SA SETTINGS:

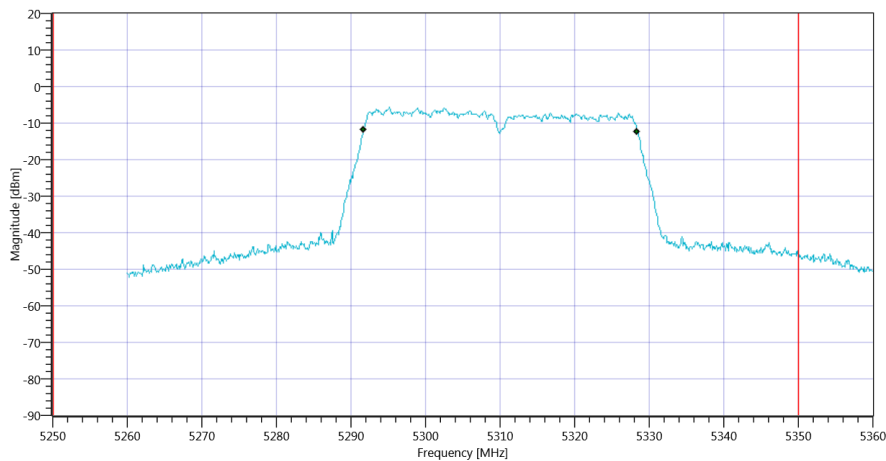
RefLevel [dBm] RefLevelOffset [dB] InpAtt [dB]	5.07 11.44 10
Start [MHz] Stop [MHz]	5260.000 5360.000
RBW [MHz] VBW [MHz]	0.500000 3.000000
Detector TraceMode	POS MAXH
Sweep: Time [ms] Count Points per Section Type	1 2500 1001 SWE

RESULT: TC_VM_FCC15407_Bandwidths_V01

Test Description	Lower Limit	Upper Limit	Measured	Unit	Verdict
Bandwidth 99%	---	---	36.663	MHz	Information
T1 99%	5250.000000	---	5291.7183	MHz	PASS since U-NII-1 is supported
T2 99%	---	5350.000000	5328.3816	MHz	PASS



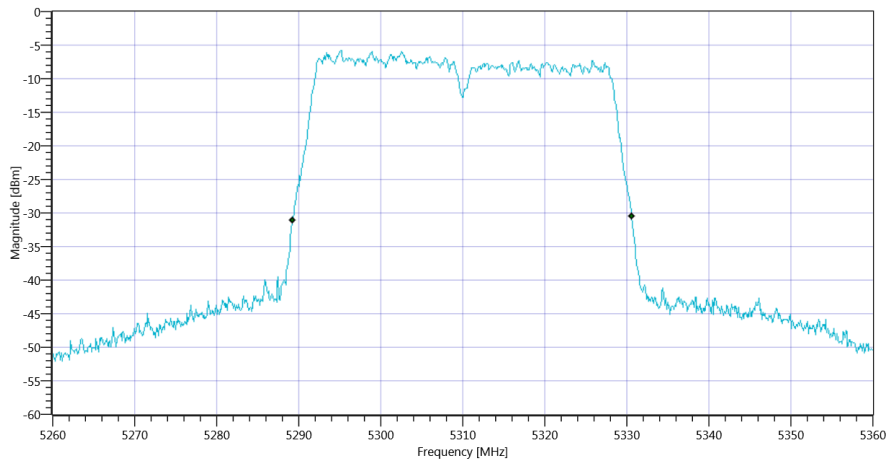
Plot_FCC Part 15.407 & ISED Bandwidths ~ WLAN5Gx n-HT40 mode U-NII-2A 99PCT_02092019_111544.png



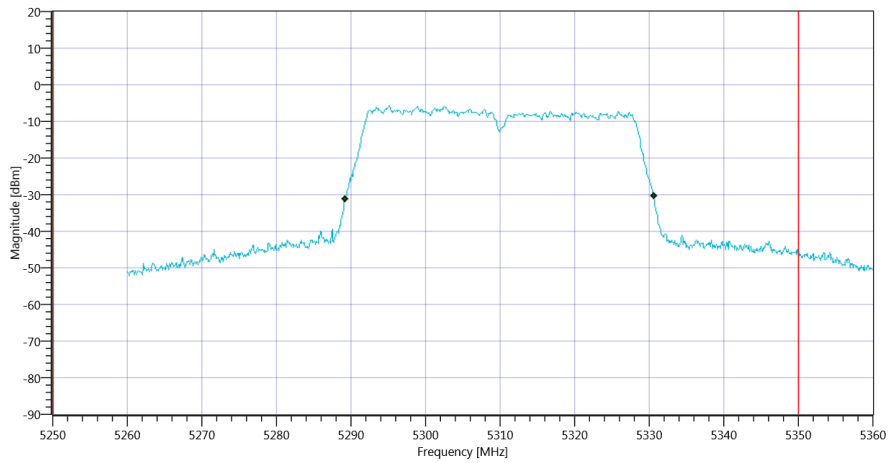
Plot_FCC Part 15.407 & ISED Bandwidths ~ WLAN5Gx n-HT40 mode U-NII-2A_02092019_111547.png

RESULT: TC_VM_FCC15407_Bandwidths_V01

Test Description	Lower Limit	Upper Limit	Measured	Unit	Verdict
Bandwidth 26dB	---	---	41.4	MHz	Information
T1 26dB	5250.000000	---	5289.2000	MHz	PASS since U-NII-1 is supported
T2 26dB	---	5350.000000	5330.6000	MHz	PASS



Plot_FCC Part 15.407 & ISED Bandwidths ~ WLAN5Gx n-HT40 mode U-NII-2A 26dB_02092019_111551.png



Plot_FCC Part 15.407 & ISED Bandwidths ~ WLAN5Gx n-HT40 mode U-NII-2A_02092019_111554.png

TEST FINISHED

General Verdict

02.09.2019 11:15:54 / RT: 34 s

PASS

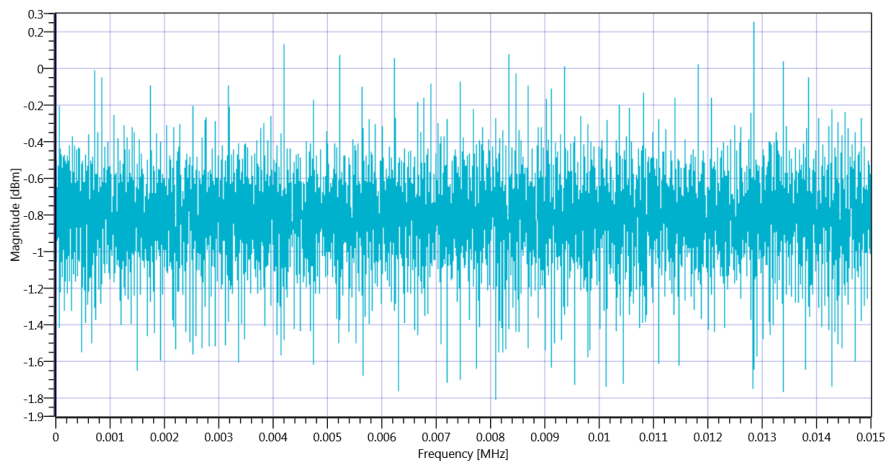
73. FCC Part 15.407 Max Output Power and PSD ~ WLAN5Gx n-HT40 mode U-NII-3

Test References	
TC Start	02.09.2019 11:17:08
System Version	1.0.0.20
Test Specification	FCC Part 15.407
Test Method	KDB789033 D02, F., E.2.e.
Class / TC Version / TC ID	TC_VM_FCC15407_Max_Output_Power_and_PSD_V01 Version: 0.0.1 TCID_FCC15407_3
My Description	FCC 15.407 Max Output Power & PSD - WLAN5Gx n-HT40 mode U-NII-3
Add. Information	

Test Parameter	
Technology to test	WLAN5Gx n-HT40 mode U-NII-3
Antenna Port used	1
Temperature	mid
Voltage	mid
Frequency low to test	True Freq [MHz] 5755
Frequency mid to test	False Freq [MHz] 0
Frequency high to test	False Freq [MHz] 5795
Switched Path	IUT - SignalingUnit - SpectrumAnalyzer
Devices in use	SA: Rohde&Schwarz,FSV-30,1321.3008K30/103170,3.40

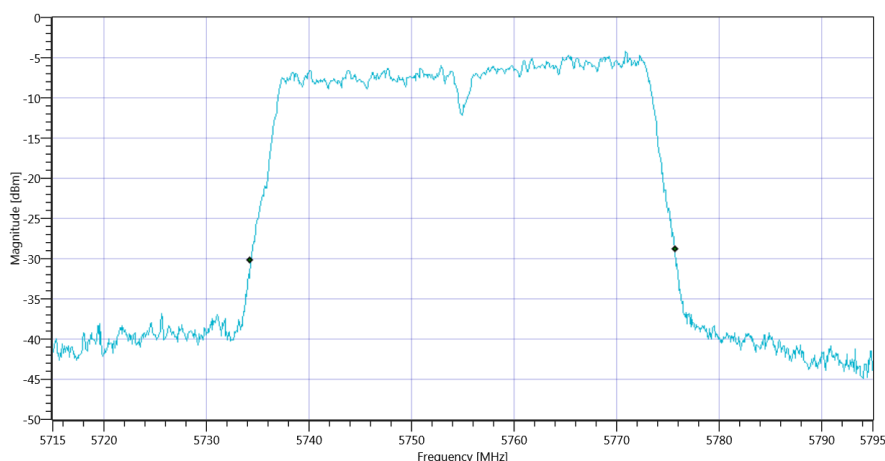
Test at TX 5755 MHz

RESULT: Duty Cycle evaluation					
Test Description	Lower Limit	Upper Limit	Measured	Unit	Verdict
No enough Bursts detected, Duty Cycle Burst Ratio set to 1					
Duty Cycle (Burst Ratio) max	---	---	1	---	Information
Duty Cycle max	---	---	0	dB	Information
Duty Cycle (Burst Ratio) min	---	---	1	---	Information
Duty Cycle min	---	---	0	dB	Information



Plot_FCC Part 15.407 Max Output Power and PSD ~ WLAN5Gx n-HT40 mode U-NII-3 5755 MHz - Duty Cycle_02092019_111721.png

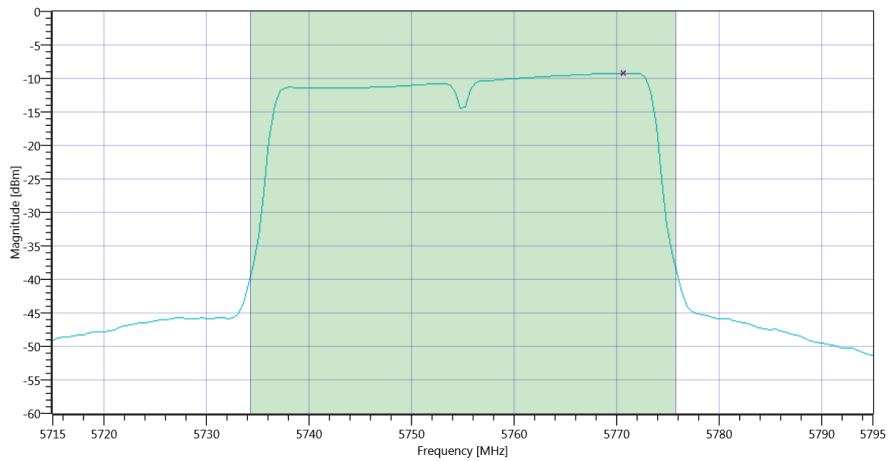
RESULT: TC_VM_FCC15407_Max_Output_Power_and_PSD_V01					
Test Description	Lower Limit	Upper Limit	Measured	Unit	Verdict
Bandwidth 26dB	---	---	41.44	MHz	Information
T1 26dB	---	---	5734.2800	MHz	Information
T2 26dB	---	---	5775.7200	MHz	Information



Plot_FCC Part 15.407 Max Output Power and PSD ~ WLAN5Gx n-HT40 mode U-NII-3 BW_02092019_111729.png

READ SA SETTINGS:	
RefLevel [dBm] RefLevelOffset [dB] InpAtt [dB]	10.83 11.85 15
Start [MHz] Stop [MHz]	5715.000 5795.000
RBW [MHz] VBW [MHz]	1.000000 3.000000
Detector TraceMode	RMS MAXH
Sweep: Time [ms] Count Points per Section Type	8000 1 160 SWE

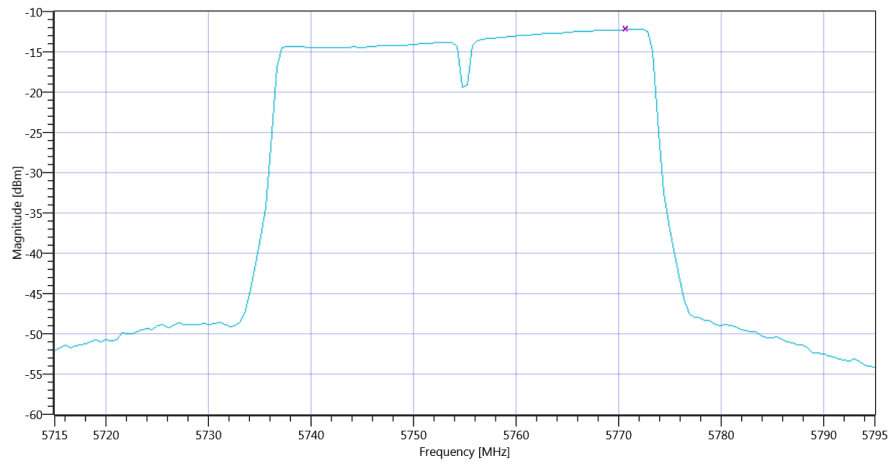
RESULT: TC_VM_FCC15407_Max_Output_Power_and_PSD_V01					
Test Description	Lower Limit	Upper Limit	Measured	Unit	Verdict
Max Output Power	---	---	4.88	dBm	Information
Duty Cycle Correction	---	---	0	dB	Information
Limit absolute					
Max Output Power DC corrected	---	30	4.88	dBm	PASS
Limit by: 11 dBm + 10 log Bandwidth					
Max Output Power DC corrected	---	27.17	4.88	dBm	not applicable



Plot_FCC Part 15.407 Max Output Power and PSD ~ WLAN5Gx n-HT40 mode U-NII-3 Max OP and PSD_02092019_111741.png

READ SA SETTINGS:	
RefLevel [dBm] RefLevelOffset [dB] InpAtt [dB]	10.83 11.85 15
Start [MHz] Stop [MHz]	5715.000 5795.000
RBW [MHz] VBW [MHz]	0.500000 3.000000
Detector TraceMode	RMS MAXH
Sweep: Time [ms] Count Points per Section Type	8000 1 160 SWE

RESULT: TC_VM_FCC15407_Max_Output_Power_and_PSD_V01					
Test Description	Lower Limit	Upper Limit	Measured	Unit	Verdict
Power Spectral Density	---	---	-12.23	dBm/0.5MHz	Information
Duty Cycle Correction	---	---	0	dB	Information
Power Spectral Density DC corrected	---	30	-9.23	dBm/0.5MHz	PASS



Plot_FCC Part 15.407 Max Output Power and PSD ~ WLAN5Gx n-HT40 mode U-NII-3 PSD UNII-3_02092019_111754.png

TEST FINISHED

General Verdict

02.09.2019 11:17:54 / RT: 45 s

PASS

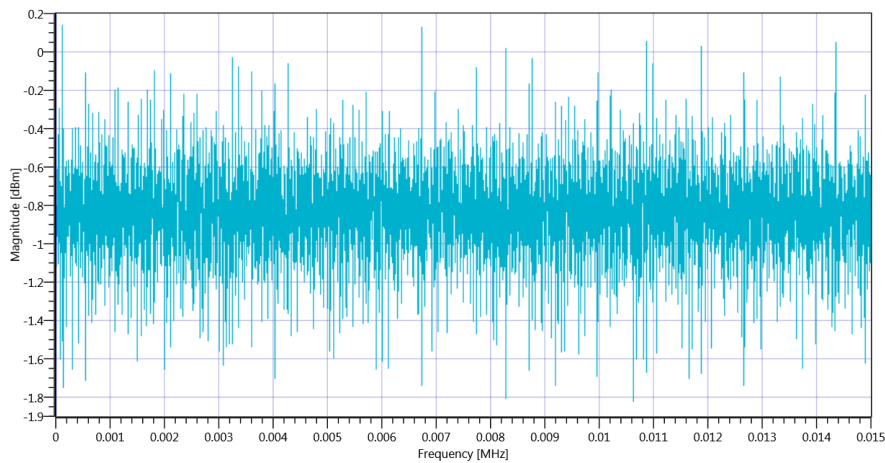
74. ISED Max Output Power and PSD ~ WLAN5Gx n-HT40 mode U-NII-3

Test References	
TC Start	02.09.2019 11:17:58
System Version	1.0.0.20
Test Specification	ISED
Test Method	
Class / TC Version / TC ID	TC_VM_FCC15407_Max_Output_Power_and_PSD_V01 Version: 0.0.1 TCID_FCC15407_3
My Description	ISED Max Output Power & PSD - WLAN5Gx n-HT40 mode U-NII-3
Add. Information	

Test Parameter	
Technology to test	WLAN5Gx n-HT40 mode U-NII-3
Antenna Port used	1
Temperature	mid
Voltage	mid
Frequency low to test	True Freq [MHz] 5755
Frequency mid to test	False Freq [MHz] 0
Frequency high to test	False Freq [MHz] 5795
Switched Path	IUT - SignalingUnit - SpectrumAnalyzer
Devices in use	SA: Rohde&Schwarz,FSV-30,1321.3008K30/103170,3.40

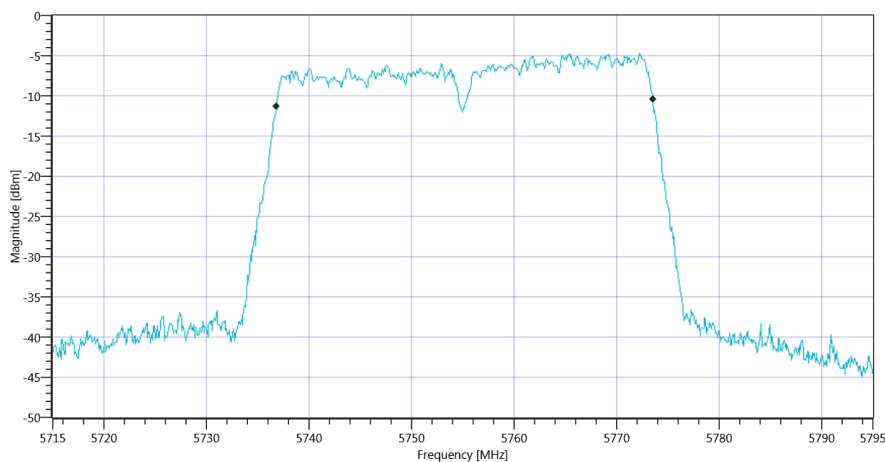
Test at TX 5755 MHz

RESULT: Duty Cycle evaluation					
Test Description	Lower Limit	Upper Limit	Measured	Unit	Verdict
No enough Bursts detected, Duty Cycle Burst Ratio set to 1					
Duty Cycle (Burst Ratio) max	---	---	1	---	Information
Duty Cycle max	---	---	0	dB	Information
Duty Cycle (Burst Ratio) min	---	---	1	---	Information
Duty Cycle min	---	---	0	dB	Information



Plot_ISED Max Output Power and PSD ~ WLAN5Gx n-HT40 mode U-NII-3 5755 MHz - Duty Cycle_02092019_111811.png

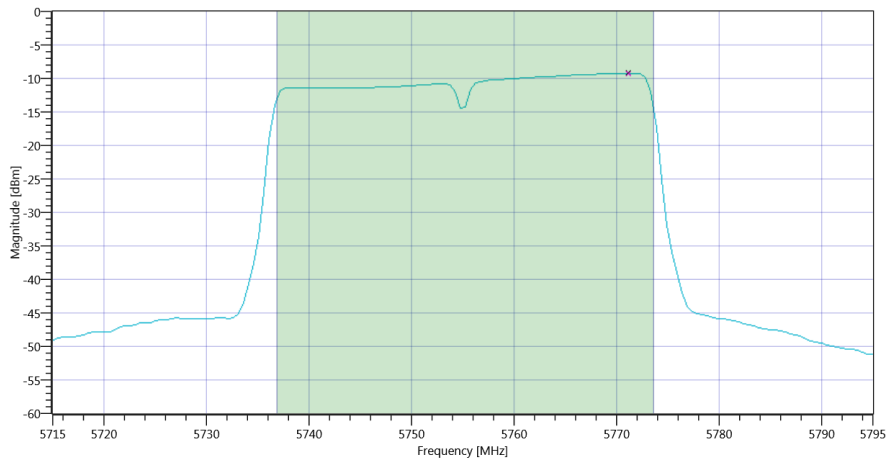
RESULT: TC_VM_FCC15407_Max_Output_Power_and_PSD_V01					
Test Description	Lower Limit	Upper Limit	Measured	Unit	Verdict
Bandwidth 99%	---	---	36.683	MHz	Information
T1 99%	---	---	5736.8581	MHz	Information
T2 99%	---	---	5773.5415	MHz	Information



Plot_ISED Max Output Power and PSD ~ WLAN5Gx n-HT40 mode U-NII-3 BW_02092019_111818.png

READ SA SETTINGS:	
RefLevel [dBm] RefLevelOffset [dB] InpAtt [dB]	10.63 11.85 15
Start [MHz] Stop [MHz]	5715.000 5795.000
RBW [MHz] VBW [MHz]	1.000000 3.000000
Detector TraceMode	RMS MAXH
Sweep: Time [ms] Count Points per Section Type	8000 1 160 SWE

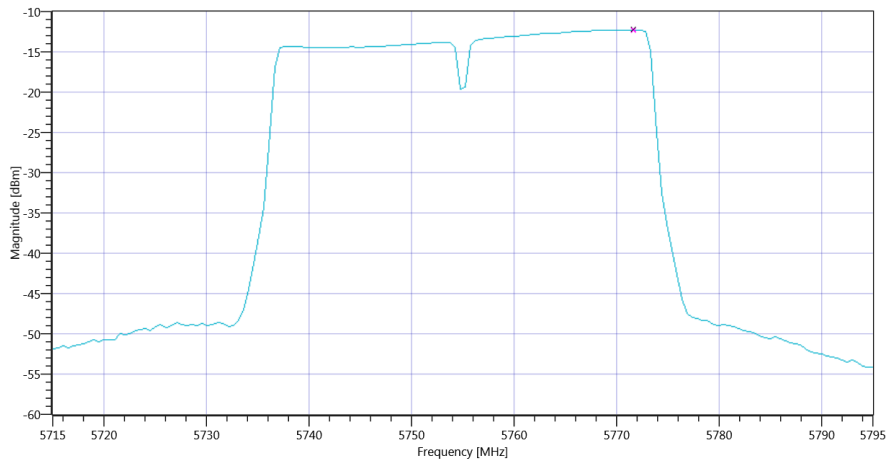
RESULT: TC_VM_FCC15407_Max_Output_Power_and_PSD_V01					
Test Description	Lower Limit	Upper Limit	Measured	Unit	Verdict
Max Output Power	---	---	4.81	dBm	Information
Duty Cycle Correction	---	---	0	dB	Information
Limit absolute					
Max Output Power DC corrected	---	30	4.81	dBm	PASS
Limit by: 11 dBm + 10 log Bandwidth					
Max Output Power DC corrected	---	26.64	4.81	dBm	not applicable



Plot_ISED Max Output Power and PSD ~ WLAN5Gx n-HT40 mode U-NII-3 Max OP and PSD_02092019_111831.png

READ SA SETTINGS:	
RefLevel [dBm] RefLevelOffset [dB] InpAtt [dB]	10.63 11.85 15
Start [MHz] Stop [MHz]	5715.000 5795.000
RBW [MHz] VBW [MHz]	0.500000 3.000000
Detector TraceMode	RMS MAXH
Sweep: Time [ms] Count Points per Section Type	8000 1 160 SWE

RESULT: TC_VM_FCC15407_Max_Output_Power_and_PSD_V01					
Test Description	Lower Limit	Upper Limit	Measured	Unit	Verdict
Power Spectral Density	---	---	-12.27	dBm/0.5MHz	Information
Duty Cycle Correction	---	---	0	dB	Information
Power Spectral Density DC corrected	---	30	-9.24	dBm/0.5MHz	PASS



Plot_ISED Max Output Power and PSD ~ WLAN5Gx n-HT40 mode U-NII-3 PSD UNII-3_02092019_111844.png

TEST FINISHED

General Verdict

02.09.2019 11:18:44 / RT: 45 s

PASS

75. FCC Part 15.407 & ISED Bandwidths ~ WLAN5Gx n-HT40 mode U-NII-3

Test References	
TC Start	02.09.2019 11:18:48
System Version	1.0.0.20
Test Specification	FCC Part 15.407 & ISET RSS-GEN
Test Method	26dB Bandwidth KDB789033 D02, C.1 / ISED RSS-GEN
Class / TC Version / TC ID	TC_VM_FCC15407_Bandwidths_V01 Version: 0.0.1 TCID_FCC15407_1
My Description	FCC 15.407 Bandwidths - WLAN5Gx n-HT40 mode U-NII-3
Add. Information	

Test Parameter	
Technology to test	WLAN5Gx n-HT40 mode U-NII-3
Antenna Port used	1
Temperature	mid
Voltage	mid
Frequency low to test	True Freq [MHz] 5755
Frequency mid to test	False Freq [MHz] 0
Frequency high to test	False Freq [MHz] 5795
Switched Path	IUT - SignalingUnit - SpectrumAnalyzer
Devices in use	SA: Rohde&Schwarz,FSV-30,1321.3008K30/103170,3.40

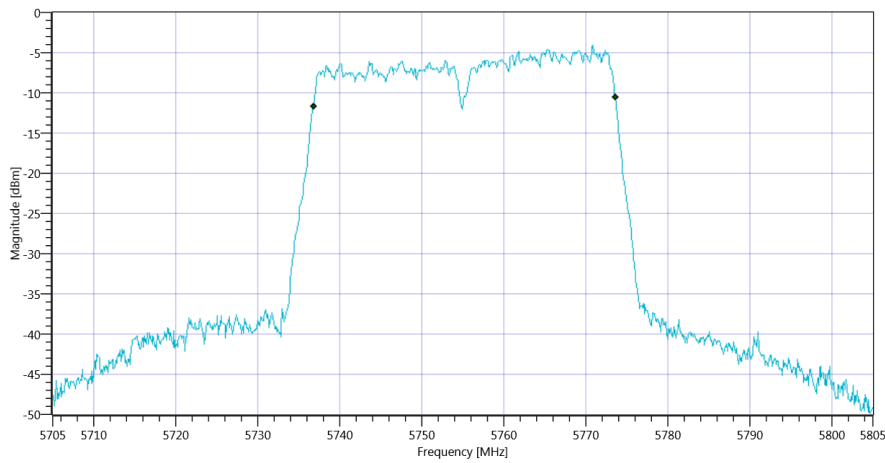
Test at TX 5755 MHz

READ SA SETTINGS:

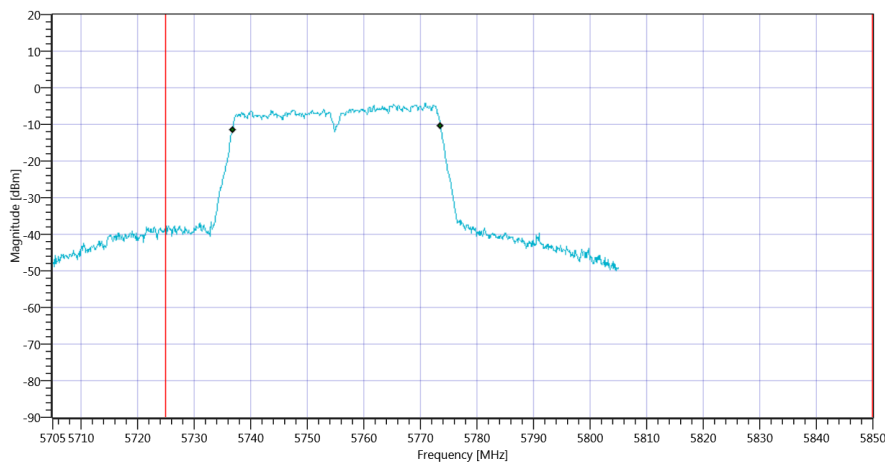
RefLevel [dBm] RefLevelOffset [dB] InpAtt [dB]	6.71 11.85 10
Start [MHz] Stop [MHz]	5705.000 5805.000
RBW [MHz] VBW [MHz]	0.500000 3.000000
Detector TraceMode	POS MAXH
Sweep: Time [ms] Count Points per Section Type	1 2500 1001 SWE

RESULT: TC_VM_FCC15407_Bandwidths_V01

Test Description	Lower Limit	Upper Limit	Measured	Unit	Verdict
Bandwidth 99%	---	---	36.763	MHz	Information
T1 99%	5725.000000	---	5736.8182	MHz	PASS
T2 99%	---	5850.000000	5773.5814	MHz	PASS



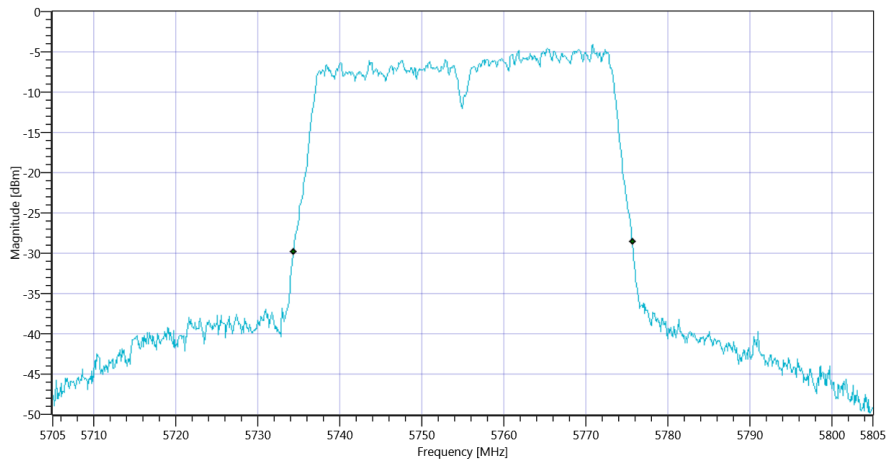
Plot_FCC Part 15.407 & ISED Bandwidths ~ WLAN5Gx n-HT40 mode U-NII-3 99PCT_02092019_111906.png



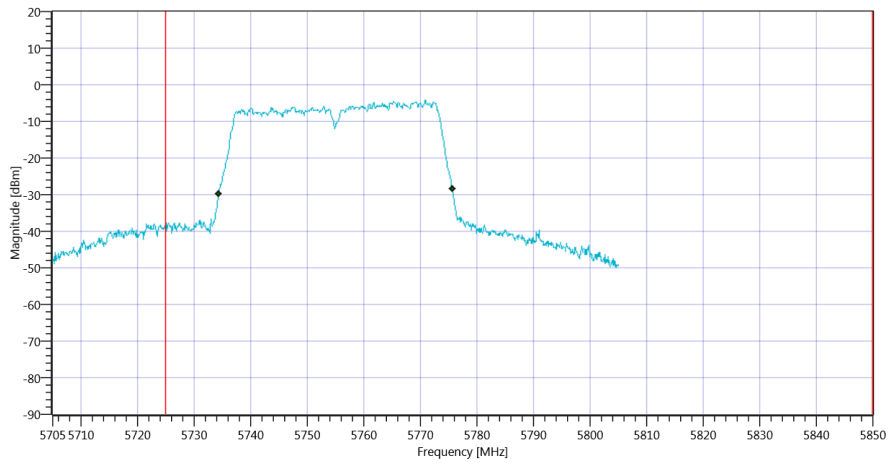
Plot_FCC Part 15.407 & ISED Bandwidths ~ WLAN5Gx n-HT40 mode U-NII-3_02092019_111908.png

RESULT: TC_VM_FCC15407_Bandwidths_V01

Test Description	Lower Limit	Upper Limit	Measured	Unit	Verdict
Bandwidth 26dB	---	---	41.3	MHz	Information
T1 26dB	5725.000000	---	5734.4000	MHz	PASS
T2 26dB	---	5850.000000	5775.7000	MHz	PASS



Plot_FCC Part 15.407 & ISED Bandwidths ~ WLAN5Gx n-HT40 mode U-NII-3 26dB_02092019_111912.png



Plot_FCC Part 15.407 & ISED Bandwidths ~ WLAN5Gx n-HT40 mode U-NII-3_02092019_111915.png

TEST FINISHED

General Verdict

02.09.2019 11:19:15 / RT: 27 s

PASS

76. FCC Part 15.407 & ISED Minimum Emission BW ~ WLAN5Gx n-HT40 mode U-NII-3

Test References	
TC Start	02.09.2019 11:19:19
System Version	1.0.0.20
Test Specification	FCC Part 15.407
Test Method	KDB789033 D02, C.2.
Class / TC Version / TC ID	TC_VM_FCC15407_Min_Emission_BW_V01 Version: 0.0.1 TCID_FCC15407_2
My Description	FCC 15.407 Min Emission Bandwidth - WLAN5Gx n-HT40 mode U-NII-3
Add. Information	

Test Parameter	
Technology to test	WLAN5Gx n-HT40 mode U-NII-3
Antenna Port used	1
Temperature	mid
Voltage	mid
Frequency low to test	True Freq [MHz] 5755
Frequency mid to test	False Freq [MHz] 0
Frequency high to test	False Freq [MHz] 5795
Switched Path	IUT - SignalingUnit - SpectrumAnalyzer
Devices in use	SA: Rohde&Schwarz,FSV-30,1321.3008K30/103170,3.40

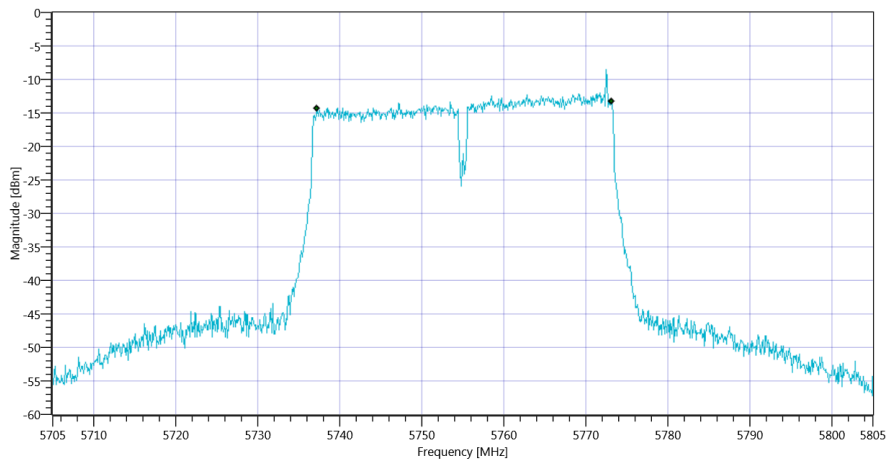
Test at TX 5755 MHz

READ SA SETTINGS:

RefLevel [dBm] RefLevelOffset [dB] InpAtt [dB]	10.59 11.85 15
Start [MHz] Stop [MHz]	5705.000 5805.000
RBW [MHz] VBW [MHz]	0.100000 0.300000
Detector TraceMode	POS MAXH
Sweep: Time [ms] Count Points per Section Type	2 1500 1001 SWE

RESULT: TC_VM_FCC15407_Min_Emission_BW_V01

Test Description	Lower Limit	Upper Limit	Measured	Unit	Verdict
Bandwidth (6dB)	0.500	---	36	MHz	PASS



Plot_FCC Part 15.407 & ISED Minimum Emission BW ~ WLAN5Gx n-HT40 mode U-NII-3_02092019_111937.png

TEST FINISHED

General Verdict

02.09.2019 11:19:37 / RT: 17 s

PASS

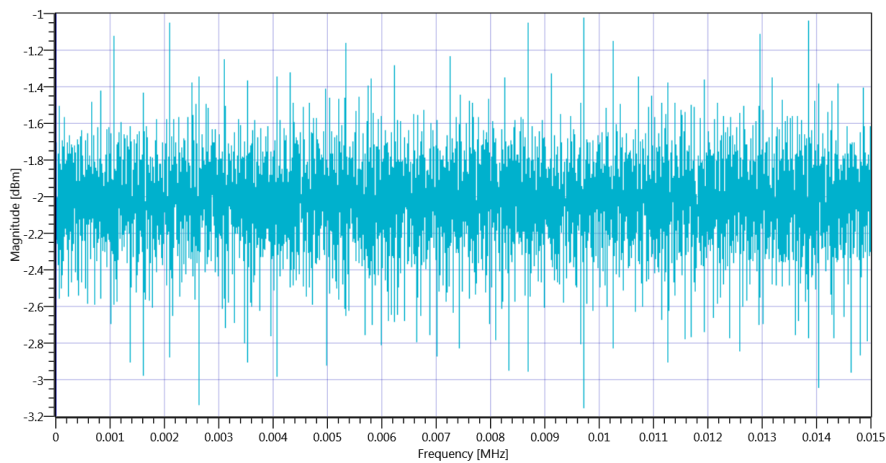
77. FCC Part 15.407 Max Output Power and PSD ~ WLAN5Gx n-HT40 mode U-NII-3

Test References	
TC Start	02.09.2019 11:20:28
System Version	1.0.0.20
Test Specification	FCC Part 15.407
Test Method	KDB789033 D02, F., E.2.e.
Class / TC Version / TC ID	TC_VM_FCC15407_Max_Output_Power_and_PSD_V01 Version: 0.0.1 TCID_FCC15407_3
My Description	FCC 15.407 Max Output Power & PSD - WLAN5Gx n-HT40 mode U-NII-3
Add. Information	

Test Parameter	
Technology to test	WLAN5Gx n-HT40 mode U-NII-3
Antenna Port used	1
Temperature	mid
Voltage	mid
Frequency low to test	False Freq [MHz] 5755
Frequency mid to test	False Freq [MHz] 0
Frequency high to test	True Freq [MHz] 5795
Switched Path	IUT - SignalingUnit - SpectrumAnalyzer
Devices in use	SA: Rohde&Schwarz,FSV-30,1321.3008K30/103170,3.40

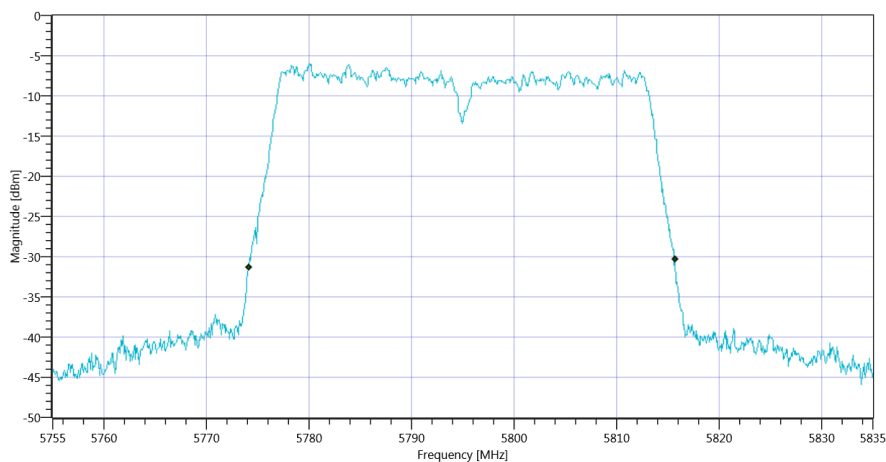
Test at TX 5795 MHz

RESULT: Duty Cycle evaluation					
Test Description	Lower Limit	Upper Limit	Measured	Unit	Verdict
No enough Bursts detected, Duty Cycle Burst Ratio set to 1					
Duty Cycle (Burst Ratio) max	---	---	1	---	Information
Duty Cycle max	---	---	0	dB	Information
Duty Cycle (Burst Ratio) min	---	---	1	---	Information
Duty Cycle min	---	---	0	dB	Information



Plot_FCC Part 15.407 Max Output Power and PSD ~ WLAN5Gx n-HT40 mode U-NII-3 5795 MHz - Duty Cycle_02092019_112041.png

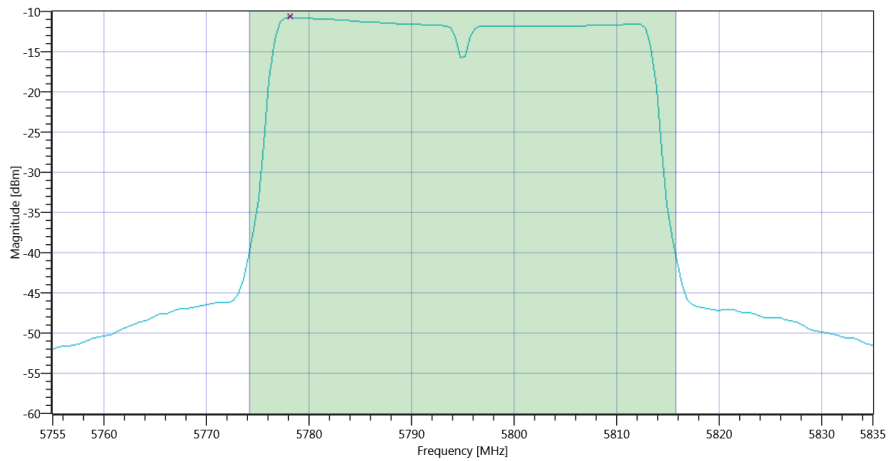
RESULT: TC_VM_FCC15407_Max_Output_Power_and_PSD_V01					
Test Description	Lower Limit	Upper Limit	Measured	Unit	Verdict
Bandwidth 26dB	---	---	41.6	MHz	Information
T1 26dB	---	---	5774.1200	MHz	Information
T2 26dB	---	---	5815.7200	MHz	Information



Plot_FCC Part 15.407 Max Output Power and PSD ~ WLAN5Gx n-HT40 mode U-NII-3 BW_02092019_112048.png

READ SA SETTINGS:	
RefLevel [dBm] RefLevelOffset [dB] InpAtt [dB]	8.77 11.56 15
Start [MHz] Stop [MHz]	5755.000 5835.000
RBW [MHz] VBW [MHz]	1.000000 3.000000
Detector TraceMode	RMS MAXH
Sweep: Time [ms] Count Points per Section Type	8000 1 160 SWE

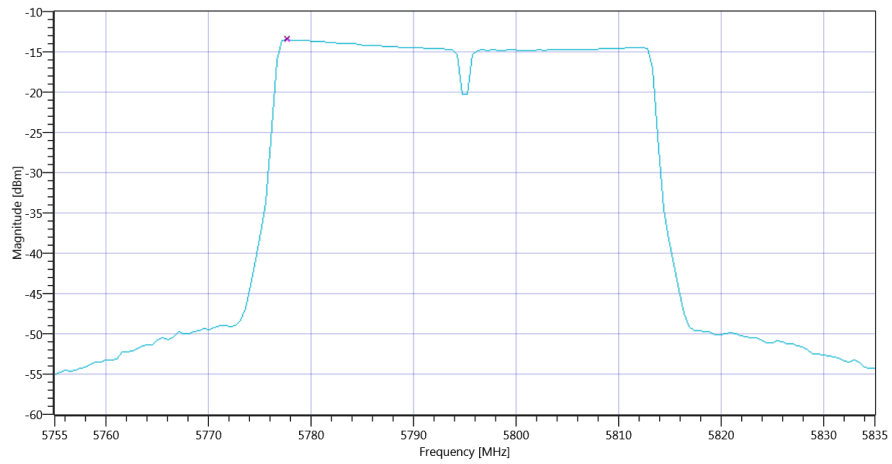
RESULT: TC_VM_FCC15407_Max_Output_Power_and_PSD_V01					
Test Description	Lower Limit	Upper Limit	Measured	Unit	Verdict
Max Output Power	---	---	3.75	dBm	Information
Duty Cycle Correction	---	---	0	dB	Information
Limit absolute					
Max Output Power DC corrected	---	30	3.75	dBm	PASS
Limit by: 11 dBm + 10 log Bandwidth					
Max Output Power DC corrected	---	27.19	3.75	dBm	not applicable



Plot_FCC Part 15.407 Max Output Power and PSD ~ WLAN5Gx n-HT40 mode U-NII-3 Max OP and PSD_02092019_112101.png

READ SA SETTINGS:	
RefLevel [dBm] RefLevelOffset [dB] InpAtt [dB]	8.77 11.56 15
Start [MHz] Stop [MHz]	5755.000 5835.000
RBW [MHz] VBW [MHz]	0.500000 3.000000
Detector TraceMode	RMS MAXH
Sweep: Time [ms] Count Points per Section Type	8000 1 160 SWE

RESULT: TC_VM_FCC15407_Max_Output_Power_and_PSD_V01					
Test Description	Lower Limit	Upper Limit	Measured	Unit	Verdict
Power Spectral Density	---	---	-13.51	dBm/0.5MHz	Information
Duty Cycle Correction	---	---	0	dB	Information
Power Spectral Density DC corrected	---	30	-10.74	dBm/0.5MHz	PASS



Plot_FCC Part 15.407 Max Output Power and PSD ~ WLAN5Gx n-HT40 mode U-NII-3 PSD UNII-3_02092019_112114.png

TEST FINISHED

General Verdict

02.09.2019 11:21:14 / RT: 45 s

PASS

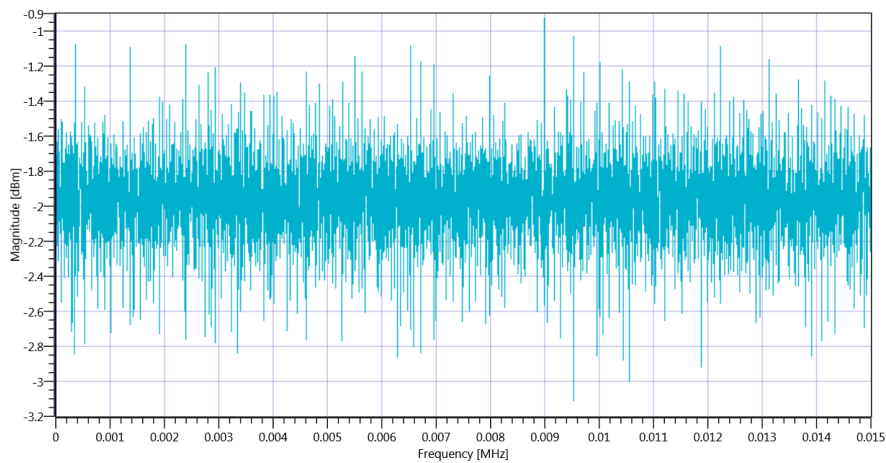
78. ISED Max Output Power and PSD ~ WLAN5Gx n-HT40 mode U-NII-3

Test References	
TC Start	02.09.2019 11:21:18
System Version	1.0.0.20
Test Specification	ISED
Test Method	
Class / TC Version / TC ID	TC_VM_FCC15407_Max_Output_Power_and_PSD_V01 Version: 0.0.1 TCID_FCC15407_3
My Description	ISED Max Output Power & PSD - WLAN5Gx n-HT40 mode U-NII-3
Add. Information	

Test Parameter	
Technology to test	WLAN5Gx n-HT40 mode U-NII-3
Antenna Port used	1
Temperature	mid
Voltage	mid
Frequency low to test	False Freq [MHz] 5755
Frequency mid to test	False Freq [MHz] 0
Frequency high to test	True Freq [MHz] 5795
Switched Path	IUT - SignalingUnit - SpectrumAnalyzer
Devices in use	SA: Rohde&Schwarz,FSV-30,1321.3008K30/103170,3.40

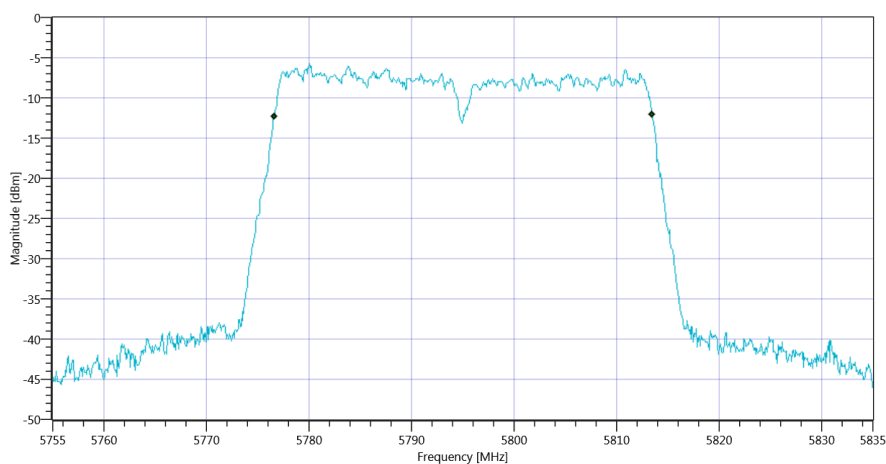
Test at TX 5795 MHz

RESULT: Duty Cycle evaluation					
Test Description	Lower Limit	Upper Limit	Measured	Unit	Verdict
No enough Bursts detected, Duty Cycle Burst Ratio set to 1					
Duty Cycle (Burst Ratio) max	---	---	1	---	Information
Duty Cycle max	---	---	0	dB	Information
Duty Cycle (Burst Ratio) min	---	---	1	---	Information
Duty Cycle min	---	---	0	dB	Information



Plot_ISED Max Output Power and PSD ~ WLAN5Gx n-HT40 mode U-NII-3 5795 MHz - Duty Cycle_02092019_112131.png

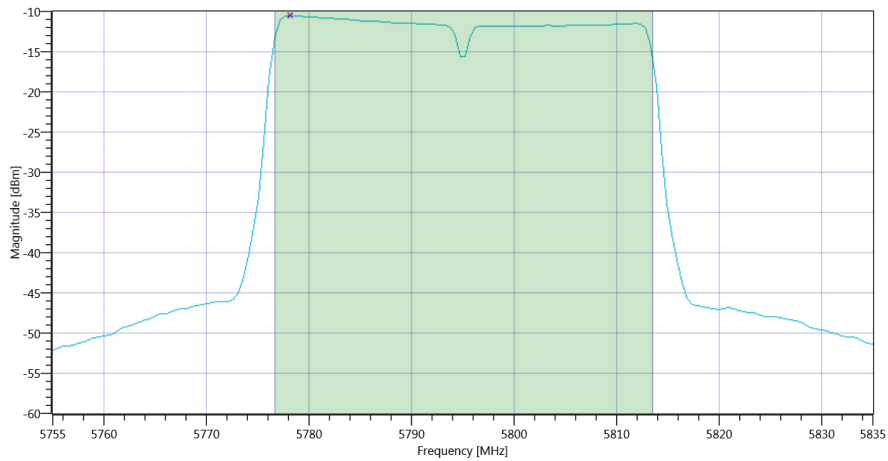
RESULT: TC_VM_FCC15407_Max_Output_Power_and_PSD_V01					
Test Description	Lower Limit	Upper Limit	Measured	Unit	Verdict
Bandwidth 99%	---	---	36.843	MHz	Information
T1 99%	---	---	5776.6184	MHz	Information
T2 99%	---	---	5813.4615	MHz	Information



Plot_ISED Max Output Power and PSD ~ WLAN5Gx n-HT40 mode U-NII-3 BW_02092019_112138.png

READ SA SETTINGS:	
RefLevel [dBm] RefLevelOffset [dB] InpAtt [dB]	9.83 11.56 15
Start [MHz] Stop [MHz]	5755.000 5835.000
RBW [MHz] VBW [MHz]	1.000000 3.000000
Detector TraceMode	RMS MAXH
Sweep: Time [ms] Count Points per Section Type	8000 1 160 SWE

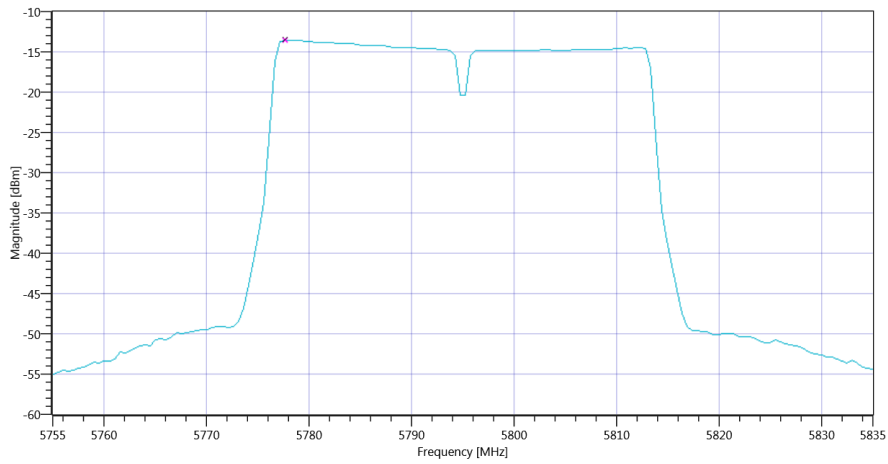
RESULT: TC_VM_FCC15407_Max_Output_Power_and_PSD_V01					
Test Description	Lower Limit	Upper Limit	Measured	Unit	Verdict
Max Output Power	---	---	3.81	dBm	Information
Duty Cycle Correction	---	---	0	dB	Information
Limit absolute					
Max Output Power DC corrected	---	30	3.81	dBm	PASS
Limit by: 11 dBm + 10 log Bandwidth					
Max Output Power DC corrected	---	26.66	3.81	dBm	not applicable



Plot_ISED Max Output Power and PSD ~ WLAN5Gx n-HT40 mode U-NII-3 Max OP and PSD_02092019_112151.png

READ SA SETTINGS:	
RefLevel [dBm] RefLevelOffset [dB] InpAtt [dB]	9.83 11.56 15
Start [MHz] Stop [MHz]	5755.000 5835.000
RBW [MHz] VBW [MHz]	0.500000 3.000000
Detector TraceMode	RMS MAXH
Sweep: Time [ms] Count Points per Section Type	8000 1 160 SWE

RESULT: TC_VM_FCC15407_Max_Output_Power_and_PSD_V01					
Test Description	Lower Limit	Upper Limit	Measured	Unit	Verdict
Power Spectral Density	---	---	-13.55	dBm/0.5MHz	Information
Duty Cycle Correction	---	---	0	dB	Information
Power Spectral Density DC corrected	---	30	-10.56	dBm/0.5MHz	PASS



Plot_ISED Max Output Power and PSD ~ WLAN5Gx n-HT40 mode U-NII-3 PSD UNII-3_02092019_112204.png

TEST FINISHED

General Verdict

02.09.2019 11:22:04 / RT: 45 s

PASS

79. FCC Part 15.407 & ISED Bandwidths ~ WLAN5Gx n-HT40 mode U-NII-3

Test References	
TC Start	02.09.2019 11:22:08
System Version	1.0.0.20
Test Specification	FCC Part 15.407 & ISET RSS-GEN
Test Method	26dB Bandwidth KDB789033 D02, C.1 / ISED RSS-GEN
Class / TC Version / TC ID	TC_VM_FCC15407_Bandwidths_V01 Version: 0.0.1 TCID_FCC15407_1
My Description	FCC 15.407 Bandwidths - WLAN5Gx n-HT40 mode U-NII-3
Add. Information	

Test Parameter	
Technology to test	WLAN5Gx n-HT40 mode U-NII-3
Antenna Port used	1
Temperature	mid
Voltage	mid
Frequency low to test	False Freq [MHz] 5755
Frequency mid to test	False Freq [MHz] 0
Frequency high to test	True Freq [MHz] 5795
Switched Path	IUT - SignalingUnit - SpectrumAnalyzer
Devices in use	SA: Rohde&Schwarz,FSV-30,1321.3008K30/103170,3.40

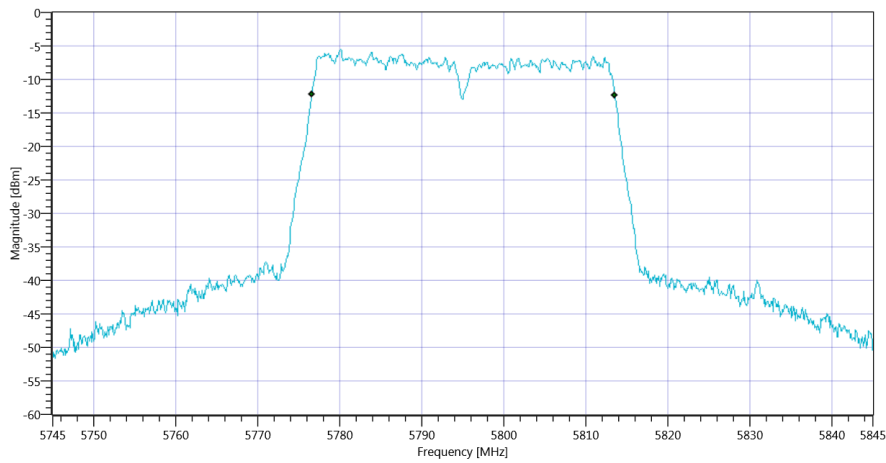
Test at TX 5795 MHz

READ SA SETTINGS:

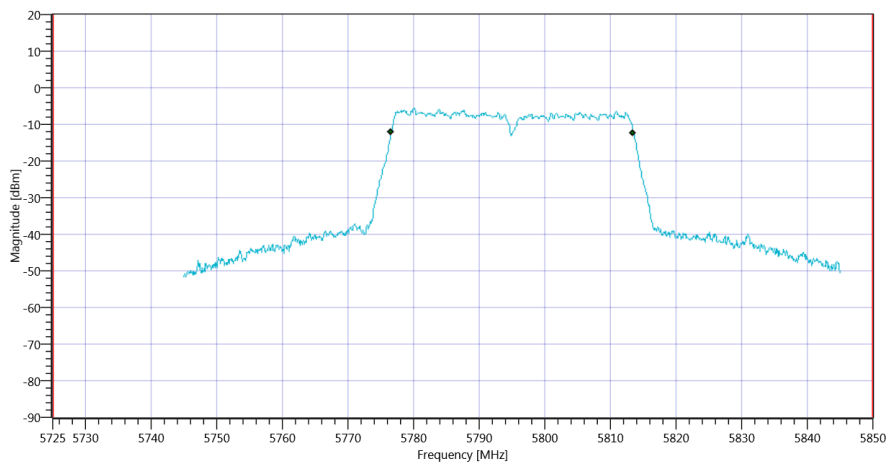
RefLevel [dBm] RefLevelOffset [dB] InpAtt [dB]	5.22 11.56 10
Start [MHz] Stop [MHz]	5745.000 5845.000
RBW [MHz] VBW [MHz]	0.500000 3.000000
Detector TraceMode	POS MAXH
Sweep: Time [ms] Count Points per Section Type	1 2500 1001 SWE

RESULT: TC_VM_FCC15407_Bandwidths_V01

Test Description	Lower Limit	Upper Limit	Measured	Unit	Verdict
Bandwidth 99%	---	---	36.863	MHz	Information
T1 99%	5725.000000	---	5776.6184	MHz	PASS
T2 99%	---	5850.000000	5813.4815	MHz	PASS



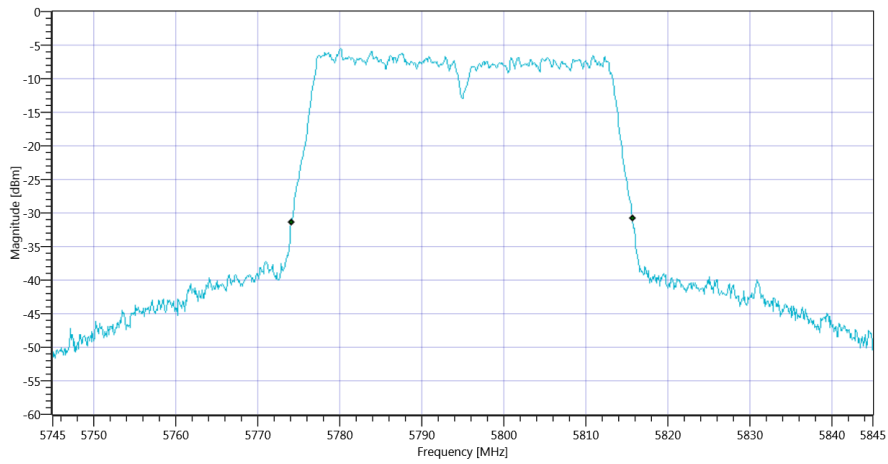
Plot_FCC Part 15.407 & ISED Bandwidths ~ WLAN5Gx n-HT40 mode U-NII-3 99PCT_02092019_112226.png



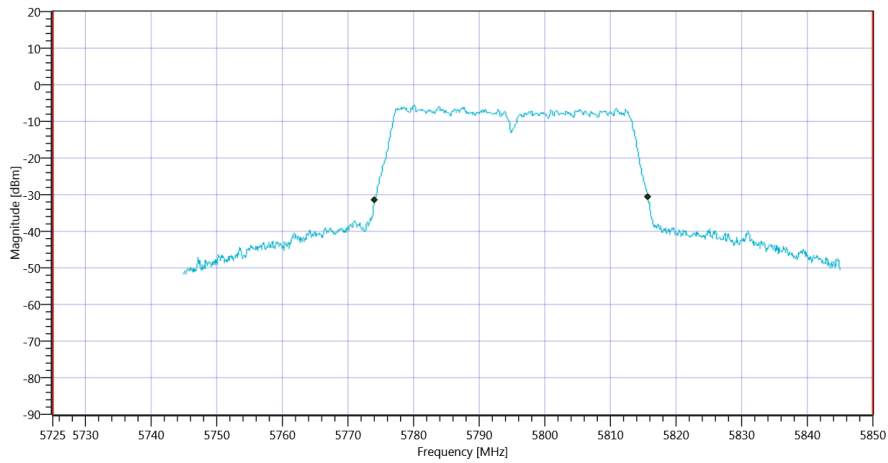
Plot_FCC Part 15.407 & ISED Bandwidths ~ WLAN5Gx n-HT40 mode U-NII-3_02092019_112229.png

RESULT: TC_VM_FCC15407_Bandwidths_V01

Test Description	Lower Limit	Upper Limit	Measured	Unit	Verdict
Bandwidth 26dB	---	---	41.6	MHz	Information
T1 26dB	5725.000000	---	5774.1000	MHz	PASS
T2 26dB	---	5850.000000	5815.7000	MHz	PASS



Plot_FCC Part 15.407 & ISSED Bandwidths ~ WLAN5Gx n-HT40 mode U-NII-3 26dB_02092019_112232.png



Plot_FCC Part 15.407 & ISSED Bandwidths ~ WLAN5Gx n-HT40 mode U-NII-3_02092019_112235.png

TEST FINISHED

General Verdict

02.09.2019 11:22:35 / RT: 27 s

PASS

80. FCC Part 15.407 & ISED Minimum Emission BW ~ WLAN5Gx n-HT40 mode U-NII-3

Test References	
TC Start	02.09.2019 11:22:39
System Version	1.0.0.20
Test Specification	FCC Part 15.407
Test Method	KDB789033 D02, C.2.
Class / TC Version / TC ID	TC_VM_FCC15407_Min_Emission_BW_V01 Version: 0.0.1 TCID_FCC15407_2
My Description	FCC 15.407 Min Emission Bandwidth - WLAN5Gx n-HT40 mode U-NII-3
Add. Information	

Test Parameter	
Technology to test	WLAN5Gx n-HT40 mode U-NII-3
Antenna Port used	1
Temperature	mid
Voltage	mid
Frequency low to test	False Freq [MHz] 5755
Frequency mid to test	False Freq [MHz] 0
Frequency high to test	True Freq [MHz] 5795
Switched Path	IUT - SignalingUnit - SpectrumAnalyzer
Devices in use	SA: Rohde&Schwarz,FSV-30,1321.3008K30/103170,3.40

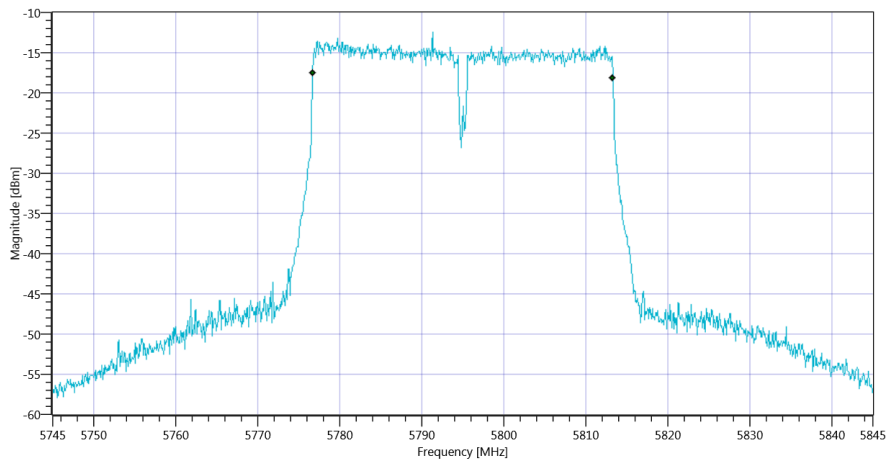
Test at TX 5795 MHz

READ SA SETTINGS:

RefLevel [dBm] RefLevelOffset [dB] InpAtt [dB]	9.51 11.56 15
Start [MHz] Stop [MHz]	5745.000 5845.000
RBW [MHz] VBW [MHz]	0.100000 0.300000
Detector TraceMode	POS MAXH
Sweep: Time [ms] Count Points per Section Type	2 1500 1001 SWE

RESULT: TC_VM_FCC15407_Min_Emission_BW_V01

Test Description	Lower Limit	Upper Limit	Measured	Unit	Verdict
Bandwidth (6dB)	0.500	---	36.6	MHz	PASS



Plot_FCC Part 15.407 & ISED Minimum Emission BW ~ WLAN5Gx n-HT40 mode U-NII-3_02092019_112257.png

TEST FINISHED

General Verdict

02.09.2019 11:22:58 / RT: 18 s

PASS

81. Peak OP 3MHz/3MHz ~ WLAN5Gx a mode U-NII-1

Test References	
TC Start	30.08.2019 15:43:49
System Version	1.0.0.20
Test Specification	--
Test Method	
Class / TC Version / TC ID	TC_VM_Common5Gx_PeakOP_3MHz_3MHz_V01 Version: 0.0.1 TCID_FCC15407_5
My Description	Peak OP 3MHz/3MHz - WLAN5Gx a mode U-NII-1
Add. Information	

Test Parameter	
Technology to test	WLAN5Gx a mode U-NII-1
Antenna Port used	1
Temperature	mid
Voltage	mid
Frequency low to test	True Freq [MHz] 5180
Frequency mid to test	False Freq [MHz] 5200
Frequency high to test	True Freq [MHz] 5240
Switched Path	IUT - SignalingUnit - SpectrumAnalyzer
Devices in use	SA: Rohde&Schwarz,FSV-30,1321.3008K30/103170,3.40

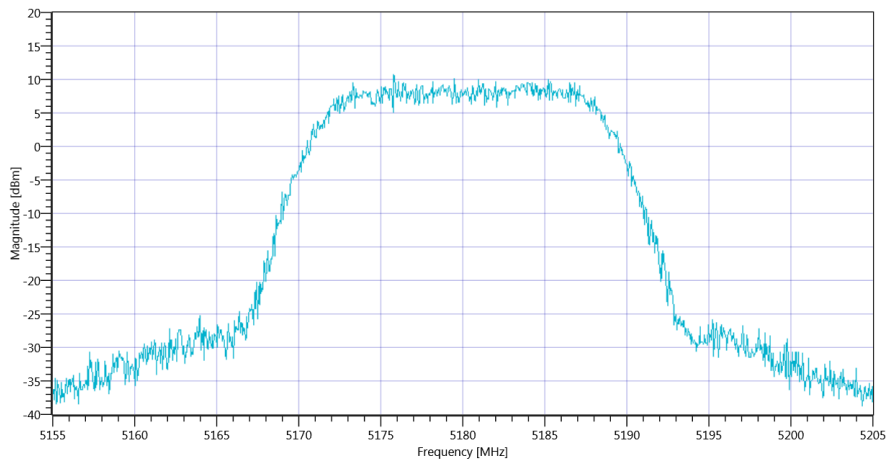
Test at TX 5180 MHz

READ SA SETTINGS:

RefLevel [dBm] RefLevelOffset [dB] InpAtt [dB]	17.48 11.16 25
Start [MHz] Stop [MHz]	5155.000 5205.000
RBW [MHz] VBW [MHz]	3.000000 3.000000
Detector TraceMode	POS MAXH
Sweep: Time [ms] Count Points per Section Type	1 10 1001 SWE

RESULT: TC_VM_Common5Gx_PeakOP_3MHz_3MHz_V01

Test Description	Lower Limit	Upper Limit	Measured	Unit	Verdict
Peak Power	---	---	10.71	dBm	Information
Peak Power	---	---	11.77606	mW	Information
Frequency at Peak	---	---	5175.804	MHz	Information



Plot_Peak OP 3MHz-3MHz ~ WLAN5Gx a mode U-NII-1_30082019_154406.png

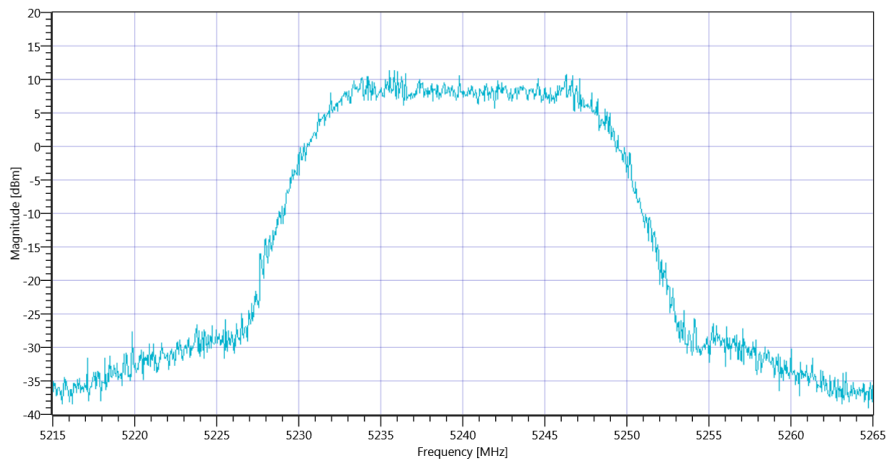
Test at TX 5240 MHz

READ SA SETTINGS:

RefLevel [dBm] RefLevelOffset [dB] InpAtt [dB]	17.29 11.31 25
Start [MHz] Stop [MHz]	5215.000 5265.000
RBW [MHz] VBW [MHz]	3.000000 3.000000
Detector TraceMode	POS MAXH
Sweep: Time [ms] Count Points per Section Type	1 10 1001 SWE

RESULT: TC_VM_Common5Gx_PeakOP_3MHz_3MHz_V01

Test Description	Lower Limit	Upper Limit	Measured	Unit	Verdict
Peak Power	---	---	11.38	dBm	Information
Peak Power	---	---	13.74042	mW	Information
Frequency at Peak	---	---	5235.854	MHz	Information



Plot_Peak OP 3MHz-3MHz ~ WLAN5Gx a mode U-NII-1_30082019_154452.png

TEST FINISHED

General Verdict

30.08.2019 15:44:52 / RT: 63 s

PASS

82. Peak OP 3MHz/3MHz ~ WLAN5Gx a mode U-NII-2A

Test References	
TC Start	30.08.2019 15:44:56
System Version	1.0.0.20
Test Specification	--
Test Method	
Class / TC Version / TC ID	TC_VM_Common5Gx_PeakOP_3MHz_3MHz_V01 Version: 0.0.1 TCID_FCC15407_5
My Description	Peak OP 3MHz/3MHz - WLAN5Gx a mode U-NII-2A
Add. Information	

Test Parameter	
Technology to test	WLAN5Gx a mode U-NII-2A
Antenna Port used	1
Temperature	mid
Voltage	mid
Frequency low to test	True Freq [MHz] 5260
Frequency mid to test	False Freq [MHz] 5280
Frequency high to test	True Freq [MHz] 5320
Switched Path	IUT - SignalingUnit - SpectrumAnalyzer
Devices in use	SA: Rohde&Schwarz,FSV-30,1321.3008K30/103170,3.40

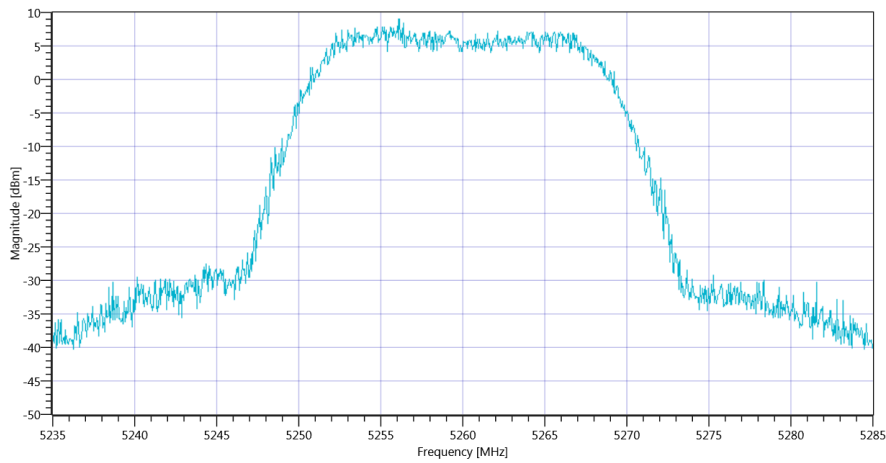
Test at TX 5260 MHz

READ SA SETTINGS:

RefLevel [dBm] RefLevelOffset [dB] InpAtt [dB]	15.42 11.36 20
Start [MHz] Stop [MHz]	5235.000 5285.000
RBW [MHz] VBW [MHz]	3.000000 3.000000
Detector TraceMode	POS MAXH
Sweep: Time [ms] Count Points per Section Type	1 10 1001 SWE

RESULT: TC_VM_Common5Gx_PeakOP_3MHz_3MHz_V01

Test Description	Lower Limit	Upper Limit	Measured	Unit	Verdict
Peak Power	---	---	9.07	dBm	Information
Peak Power	---	---	8.07235	mW	Information
Frequency at Peak	---	---	5256.054	MHz	Information



Plot_Peak OP 3MHz-3MHz ~ WLAN5Gx a mode U-NII-2A_30082019_154809.png

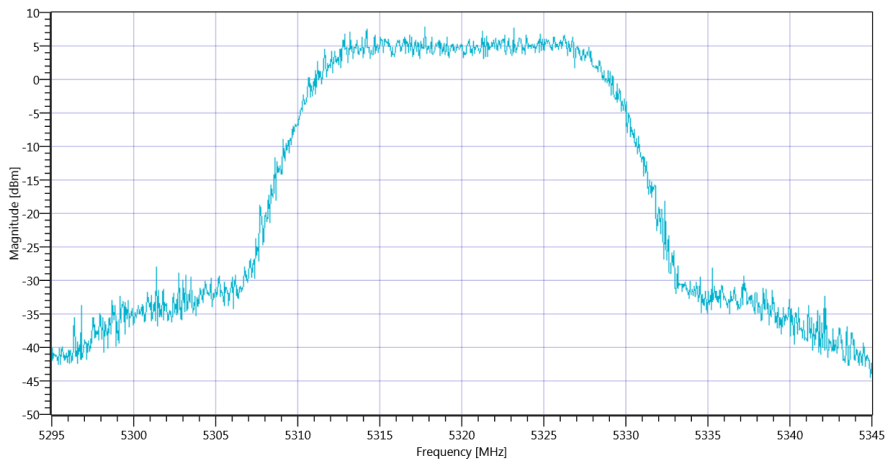
Test at TX 5320 MHz

READ SA SETTINGS:

RefLevel [dBm] RefLevelOffset [dB] InpAtt [dB]	14.51 11.39 20
Start [MHz] Stop [MHz]	5295.000 5345.000
RBW [MHz] VBW [MHz]	3.000000 3.000000
Detector TraceMode	POS MAXH
Sweep: Time [ms] Count Points per Section Type	1 10 1001 SWE

RESULT: TC_VM_Common5Gx_PeakOP_3MHz_3MHz_V01

Test Description	Lower Limit	Upper Limit	Measured	Unit	Verdict
Peak Power	---	---	7.82	dBm	Information
Peak Power	---	---	6.053409	mW	Information
Frequency at Peak	---	---	5317.752	MHz	Information



Plot_Peak OP 3MHz-3MHz ~ WLAN5Gx a mode U-NII-2A_30082019_154951.png

TEST FINISHED

General Verdict

30.08.2019 15:49:51 / RT: 295 s

PASS

83. Peak OP 3MHz/3MHz ~ WLAN5Gx a mode U-NII-3

Test References	
TC Start	30.08.2019 15:49:55
System Version	1.0.0.20
Test Specification	--
Test Method	
Class / TC Version / TC ID	TC_VM_Common5Gx_PeakOP_3MHz_3MHz_V01 Version: 0.0.1 TCID_FCC15407_5
My Description	Peak OP 3MHz/3MHz - WLAN5Gx a mode U-NII-3
Add. Information	

Test Parameter	
Technology to test	WLAN5Gx a mode U-NII-3
Antenna Port used	1
Temperature	mid
Voltage	mid
Frequency low to test	True Freq [MHz] 5745
Frequency mid to test	True Freq [MHz] 5785
Frequency high to test	True Freq [MHz] 5825
Switched Path	IUT - SignalingUnit - SpectrumAnalyzer
Devices in use	SA: Rohde&Schwarz,FSV-30,1321.3008K30/103170,3.40

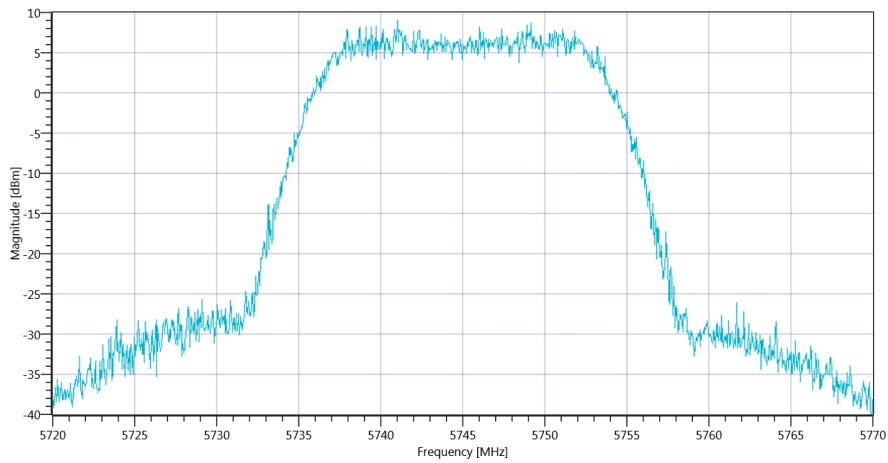
Test at TX 5745 MHz

READ SA SETTINGS:

RefLevel [dBm] RefLevelOffset [dB] InpAtt [dB]	15.45 11.83 20
Start [MHz] Stop [MHz]	5720.000 5770.000
RBW [MHz] VBW [MHz]	3.000000 3.000000
Detector TraceMode	POS MAXH
Sweep: Time [ms] Count Points per Section Type	1 10 1001 SWE

RESULT: TC_VM_Common5Gx_PeakOP_3MHz_3MHz_V01

Test Description	Lower Limit	Upper Limit	Measured	Unit	Verdict
Peak Power	---	---	9.05	dBm	Information
Peak Power	---	---	8.035261	mW	Information
Frequency at Peak	---	---	5741.004	MHz	Information



Plot_Peak OP 3MHz-3MHz ~ WLAN5Gx a mode U-NII-3_30082019_155033.png

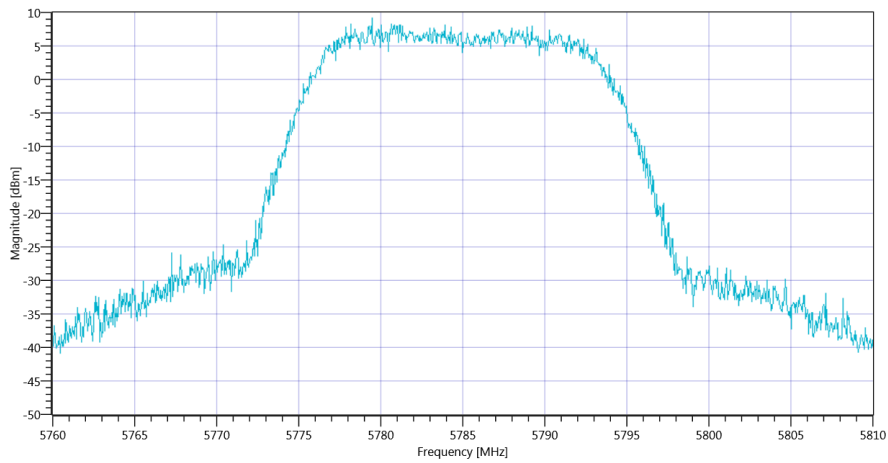
Test at TX 5785 MHz

READ SA SETTINGS:

RefLevel [dBm] RefLevelOffset [dB] InpAtt [dB]	15.83 11.63 20
Start [MHz] Stop [MHz]	5760.000 5810.000
RBW [MHz] VBW [MHz]	3.000000 3.000000
Detector TraceMode	POS MAXH
Sweep: Time [ms] Count Points per Section Type	1 10 1001 SWE

RESULT: TC_VM_Common5Gx_PeakOP_3MHz_3MHz_V01

Test Description	Lower Limit	Upper Limit	Measured	Unit	Verdict
Peak Power	---	---	9.1	dBm	Information
Peak Power	---	---	8.128305	mW	Information
Frequency at Peak	---	---	5779.456	MHz	Information



Plot_Peak OP 3MHz-3MHz ~ WLAN5Gx a mode U-NII-3_30082019_155058.png

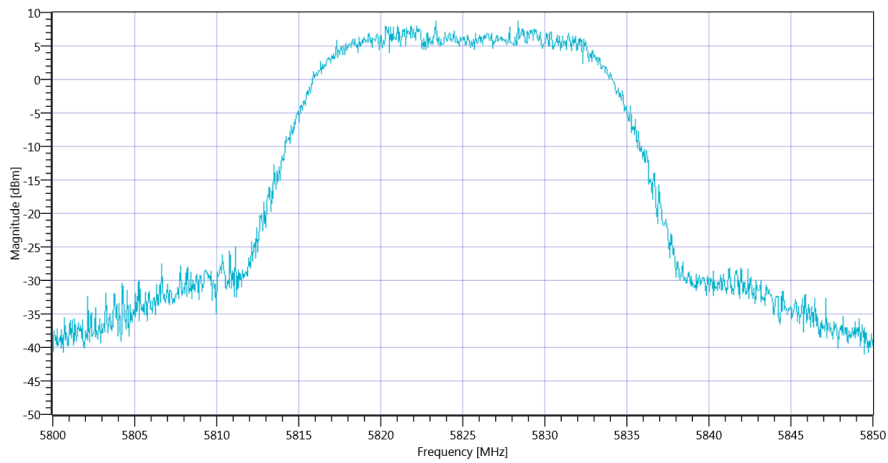
Test at TX 5825 MHz

READ SA SETTINGS:

RefLevel [dBm] RefLevelOffset [dB] InpAtt [dB]	15.73 11.46 20
Start [MHz] Stop [MHz]	5800.000 5850.000
RBW [MHz] VBW [MHz]	3.000000 3.000000
Detector TraceMode	POS MAXH
Sweep: Time [ms] Count Points per Section Type	1 10 1001 SWE

RESULT: TC_VM_Common5Gx_PeakOP_3MHz_3MHz_V01

Test Description	Lower Limit	Upper Limit	Measured	Unit	Verdict
Peak Power	---	---	8.77	dBm	Information
Peak Power	---	---	7.533556	mW	Information
Frequency at Peak	---	---	5828.347	MHz	Information



Plot_Peak OP 3MHz-3MHz ~ WLAN5Gx a mode U-NII-3_30082019_155131.png

TEST FINISHED

General Verdict

30.08.2019 15:51:31 / RT: 95 s

PASS

- END OF DOCUMENT -