

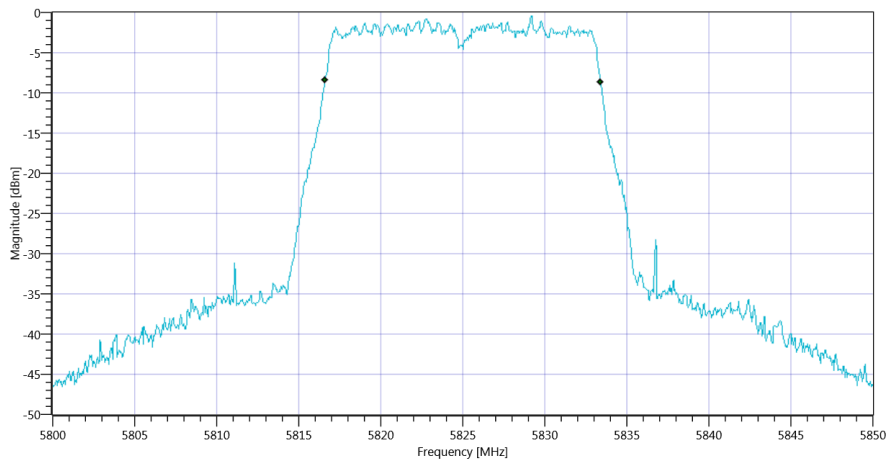
## Test at TX 5825 MHz

### READ SA SETTINGS:

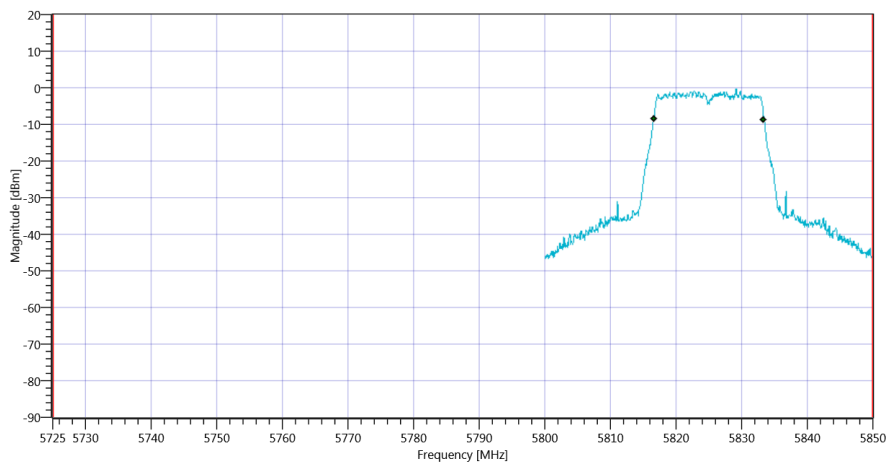
RefLevel [dBm]   RefLevelOffset [dB]   InpAtt [dB]	12.55   12.16   20
Start [MHz]   Stop [MHz]	5800.000   5850.000
RBW [MHz]   VBW [MHz]	0.300000   1.000000
Detector   TraceMode	POS   MAXH
Sweep: Time [ms]   Count   Points per Section   Type	1   2500   1001   SWE

### RESULT: TC\_VM\_FCC15407\_Bandwidths\_V01

Test Description	Lower Limit	Upper Limit	Measured	Unit	Verdict
Bandwidth 99%	---	---	16.783	MHz	Information
T1 99%	5725.000000	---	5816.6084	MHz	PASS
T2 99%	---	5850.000000	5833.3916	MHz	PASS



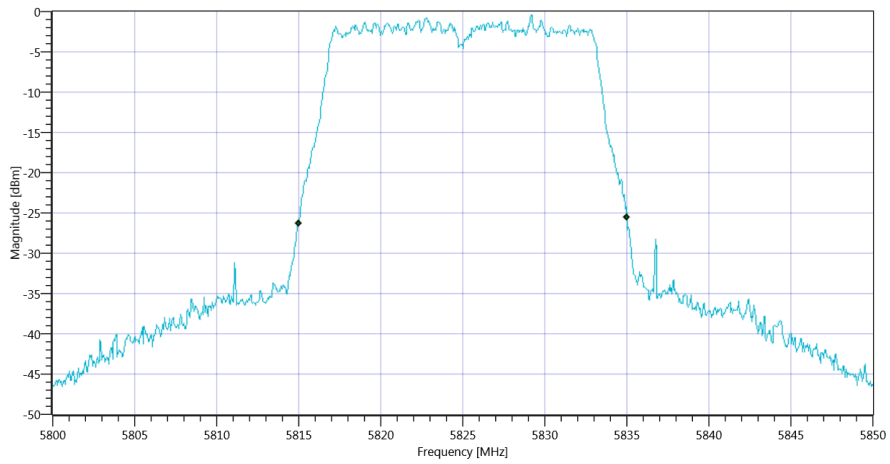
Plot\_FCC Part 15.407 & ISED Bandwidths ~ WLAN5Gx a mode U-NII-3 99PCT\_30082019\_172406.png



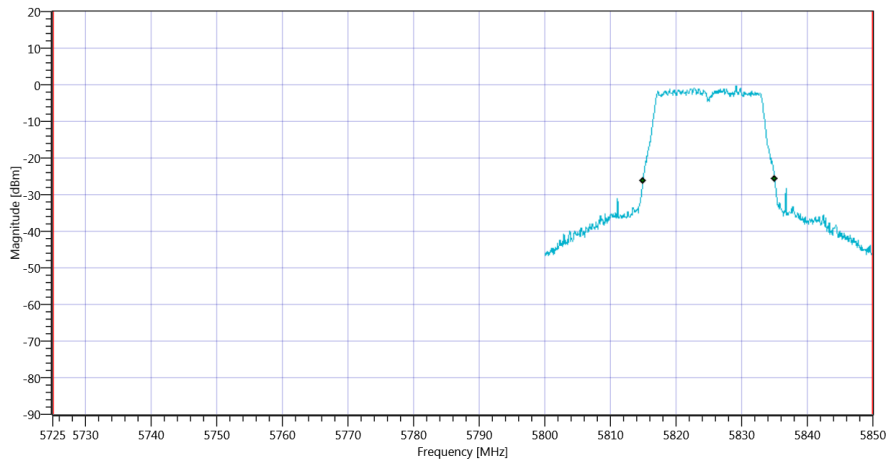
Plot\_FCC Part 15.407 & ISED Bandwidths ~ WLAN5Gx a mode U-NII-3\_30082019\_172409.png

### RESULT: TC\_VM\_FCC15407\_Bandwidths\_V01

Test Description	Lower Limit	Upper Limit	Measured	Unit	Verdict
Bandwidth 26dB	---	---	20	MHz	Information
T1 26dB	5725.000000	---	5815.0000	MHz	PASS
T2 26dB	---	5850.000000	5835.0000	MHz	PASS



Plot\_FCC Part 15.407 & ISSED Bandwidths ~ WLAN5Gx a mode U-NII-3 26dB\_30082019\_172413.png



Plot\_FCC Part 15.407 & ISSED Bandwidths ~ WLAN5Gx a mode U-NII-3\_30082019\_172415.png

TEST FINISHED

General Verdict

30.08.2019 17:24:16 / RT: 34 s

PASS

## 30. FCC Part 15.407 & ISED Minimum Emission BW ~ WLAN5Gx a mode U-NII-3

Test References	
TC Start	30.08.2019 17:24:20
System Version	1.0.0.20
Test Specification	FCC Part 15.407
Test Method	KDB789033 D02, C.2.
Class / TC Version / TC ID	TC_VM_FCC15407_Min_Emission_BW_V01 Version: 0.0.1   TCID_FCC15407_2
My Description	FCC 15.407 Min Emission Bandwidth - WLAN5Gx a mode U-NII-3
Add. Information	

Test Parameter	
Technology to test	WLAN5Gx a mode U-NII-3
Antenna Port used	1
Temperature	mid
Voltage	mid
Frequency low to test	False   Freq [MHz] 5745
Frequency mid to test	False   Freq [MHz] 5785
Frequency high to test	True   Freq [MHz] 5825
Switched Path	IUT - SignalingUnit - SpectrumAnalyzer
Devices in use	SA: Rohde&Schwarz,FSV-30,1321.3008K30/103170,3.40

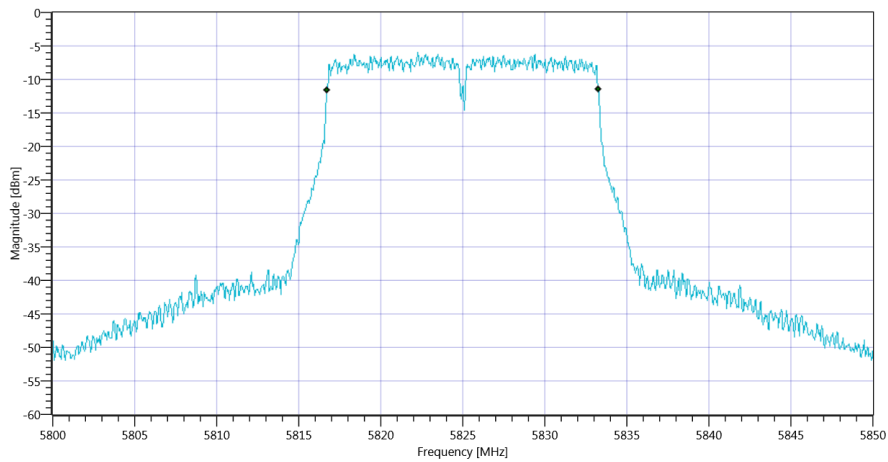
## Test at TX 5825 MHz

### READ SA SETTINGS:

RefLevel [dBm]   RefLevelOffset [dB]   InpAtt [dB]	15.74   12.16   20
Start [MHz]   Stop [MHz]	5800.000   5850.000
RBW [MHz]   VBW [MHz]	0.100000   0.300000
Detector   TraceMode	POS   MAXH
Sweep: Time [ms]   Count   Points per Section   Type	2   1500   1001   SWE

### RESULT: TC\_VM\_FCC15407\_Min\_Emission\_BW\_V01

Test Description	Lower Limit	Upper Limit	Measured	Unit	Verdict
Bandwidth (6dB)	0.500	--	16.55	MHz	PASS



Plot\_FCC Part 15.407 & ISSED Minimum Emission BW ~ WLAN5Gx a mode U-NII-3\_30082019\_172449.png

### TEST FINISHED

General Verdict

30.08.2019 17:24:49 / RT: 28 s

PASS

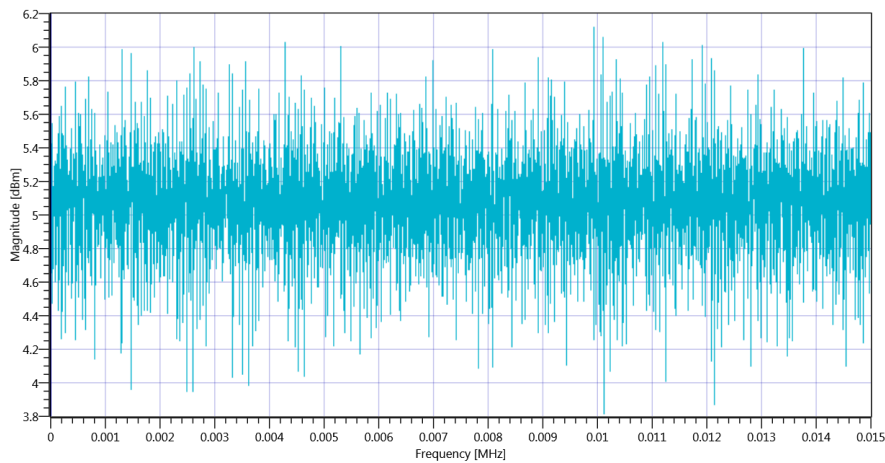
## 31. FCC Part 15.407 Max Output Power and PSD ~ WLAN5Gx n-HT20 mode U-NII-1

Test References	
TC Start	02.09.2019 10:05:23
System Version	1.0.0.20
Test Specification	FCC Part 15.407
Test Method	KDB789033 D02, F., E.2.e.
Class / TC Version / TC ID	TC_VM_FCC15407_Max_Output_Power_and_PSD_V01 Version: 0.0.1   TCID_FCC15407_3
My Description	FCC 15.407 Max Output Power & PSD - WLAN5Gx n-HT20 mode U-NII-1
Add. Information	

Test Parameter	
Technology to test	WLAN5Gx n-HT20 mode U-NII-1
Antenna Port used	1
Temperature	mid
Voltage	mid
Frequency low to test	True   Freq [MHz] 5180
Frequency mid to test	False   Freq [MHz] 5200
Frequency high to test	False   Freq [MHz] 5240
Switched Path	IUT - SignalingUnit - SpectrumAnalyzer
Devices in use	SA: Rohde&Schwarz,FSV-30,1321.3008K30/103170,3.40

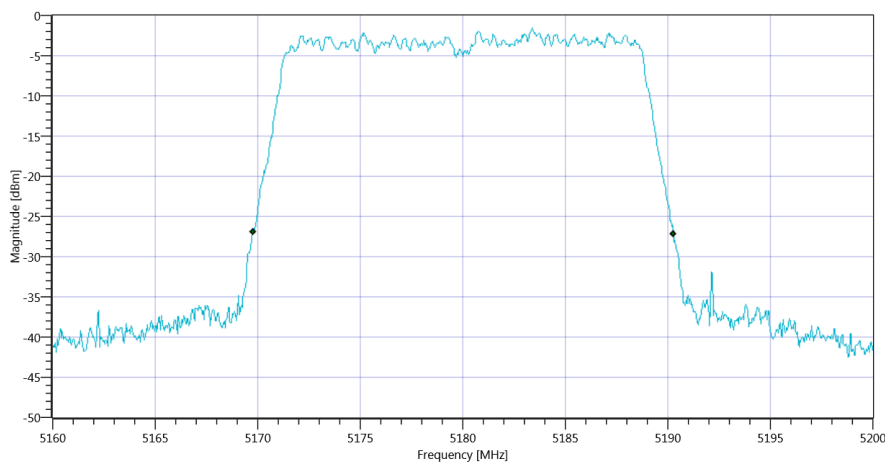
## Test at TX 5180 MHz

RESULT: Duty Cycle evaluation					
Test Description	Lower Limit	Upper Limit	Measured	Unit	Verdict
No enough Bursts detected, Duty Cycle Burst Ratio set to 1					
Duty Cycle (Burst Ratio) max	---	---	1	---	Information
Duty Cycle max	---	---	0	dB	Information
Duty Cycle (Burst Ratio) min	---	---	1	---	Information
Duty Cycle min	---	---	0	dB	Information



Plot\_FCC Part 15.407 Max Output Power and PSD ~ WLAN5Gx n-HT20 mode U-NII-1 5180 MHz - Duty Cycle\_02092019\_100536.png

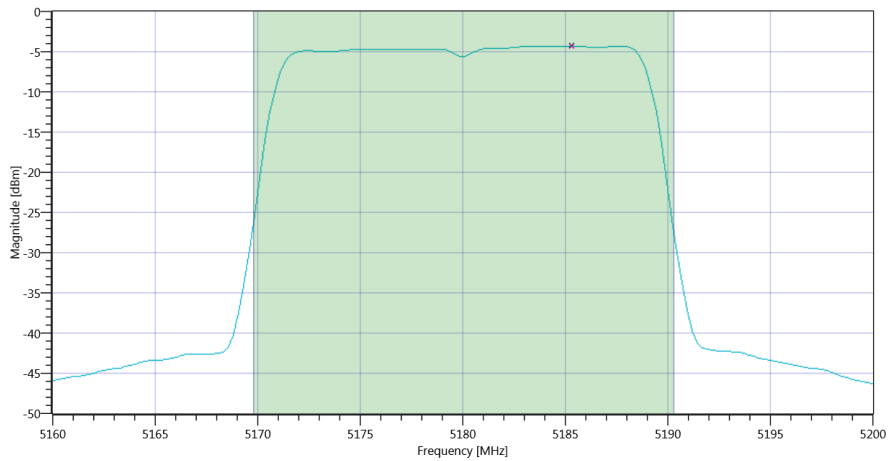
RESULT: TC_VM_FCC15407_Max_Output_Power_and_PSD_V01					
Test Description	Lower Limit	Upper Limit	Measured	Unit	Verdict
Bandwidth 26dB	---	---	20.52	MHz	Information
T1 26dB	---	---	5169.7600	MHz	Information
T2 26dB	---	---	5190.2800	MHz	Information



Plot\_FCC Part 15.407 Max Output Power and PSD ~ WLAN5Gx n-HT20 mode U-NII-1 BW\_02092019\_100547.png

READ SA SETTINGS:	
RefLevel [dBm]   RefLevelOffset [dB]   InpAtt [dB]	15.47   11.16   20
Start [MHz]   Stop [MHz]	5160.000   5200.000
RBW [MHz]   VBW [MHz]	1.000000   3.000000
Detector   TraceMode	RMS   MAXH
Sweep: Time [ms]   Count   Points per Section   Type	8000   1   160   SWE

RESULT: TC_VM_FCC15407_Max_Output_Power_and_PSD_V01					
Test Description	Lower Limit	Upper Limit	Measured	Unit	Verdict
Max Output Power	---	---	7.58	dBm	Information
Duty Cycle Correction	---	---	0	dB	Information
Limit absolute					
Max Output Power DC corrected	---	24	7.58	dBm	PASS
Limit by: 11 dBm + 10 log Bandwidth					
Max Output Power DC corrected	---	24.12	7.58	dBm	PASS



Plot\_FCC Part 15.407 Max Output Power and PSD ~ WLAN5Gx n-HT20 mode U-NII-1 Max OP and PSD\_02092019\_100600.png

RESULT: TC_VM_FCC15407_Max_Output_Power_and_PSD_V01					
Test Description	Lower Limit	Upper Limit	Measured	Unit	Verdict
Power Spectral Density	---	---	-4.33	dBm/1MHz	Information
Duty Cycle Correction	---	---	0	dB	Information
Power Spectral Density DC corrected	---	11	-4.33	dBm/1MHz	PASS

TEST FINISHED		
General Verdict	02.09.2019 10:06:01 / RT: 37 s	PASS

## 32. ISED Max Output Power and PSD ~ WLAN5Gx n-HT20 mode U-NII-1

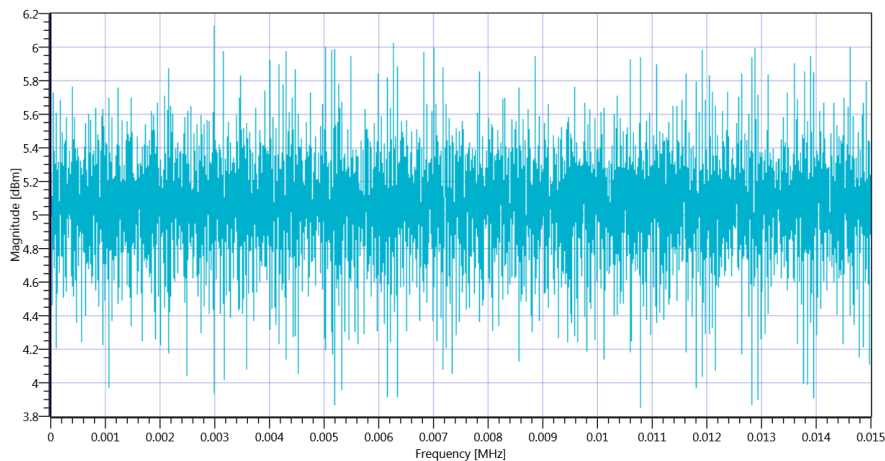
Test References	
TC Start	02.09.2019 10:06:04
System Version	1.0.0.20
Test Specification	ISED
Test Method	
Class / TC Version / TC ID	TC_VM_FCC15407_Max_Output_Power_and_PSD_V01 Version: 0.0.1   TCID_FCC15407_3
My Description	ISED Max Output Power & PSD - WLAN5Gx n-HT20 mode U-NII-1
Add. Information	

Test Parameter	
Technology to test	WLAN5Gx n-HT20 mode U-NII-1
Antenna Port used	1
Temperature	mid
Voltage	mid
Frequency low to test	True   Freq [MHz] 5180
Frequency mid to test	False   Freq [MHz] 5200
Frequency high to test	False   Freq [MHz] 5240
Switched Path	IUT - SignalingUnit - SpectrumAnalyzer
Devices in use	SA: Rohde&Schwarz,FSV-30,1321.3008K30/103170,3.40



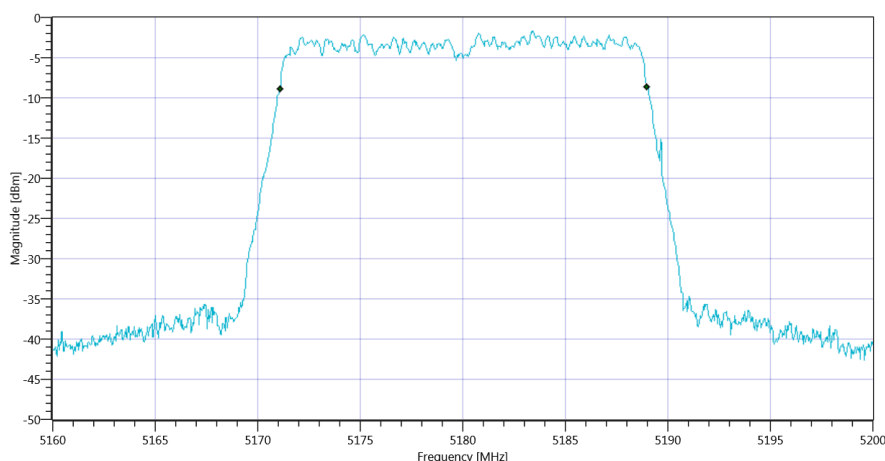
## Test at TX 5180 MHz

RESULT: Duty Cycle evaluation					
Test Description	Lower Limit	Upper Limit	Measured	Unit	Verdict
No enough Bursts detected, Duty Cycle Burst Ratio set to 1					
Duty Cycle (Burst Ratio) max	---	---	1	---	Information
Duty Cycle max	---	---	0	dB	Information
Duty Cycle (Burst Ratio) min	---	---	1	---	Information
Duty Cycle min	---	---	0	dB	Information



Plot\_ISED Max Output Power and PSD ~ WLAN5Gx n-HT20 mode U-NII-1 5180 MHz - Duty Cycle\_02092019\_100618.png

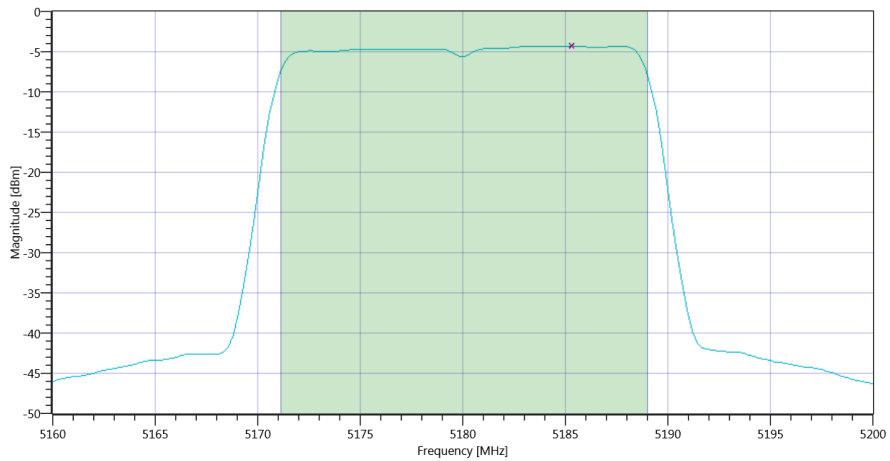
RESULT: TC_VM_FCC15407_Max_Output_Power_and_PSD_V01					
Test Description	Lower Limit	Upper Limit	Measured	Unit	Verdict
Bandwidth 99%	---	---	17.902	MHz	Information
T1 99%	---	---	5171.0889	MHz	Information
T2 99%	---	---	5188.9910	MHz	Information



Plot\_ISED Max Output Power and PSD ~ WLAN5Gx n-HT20 mode U-NII-1 BW\_02092019\_100629.png

READ SA SETTINGS:	
RefLevel [dBm]   RefLevelOffset [dB]   InpAtt [dB]	15.86   11.16   20
Start [MHz]   Stop [MHz]	5160.000   5200.000
RBW [MHz]   VBW [MHz]	1.000000   3.000000
Detector   TraceMode	RMS   MAXH
Sweep: Time [ms]   Count   Points per Section   Type	8000   1   160   SWE

RESULT: TC_VM_FCC15407_Max_Output_Power_and_PSD_V01					
Test Description	Lower Limit	Upper Limit	Measured	Unit	Verdict
Max Output Power	---	---	7.49	dBm	Information
Duty Cycle Correction	---	---	0	dB	Information
Limit absolute					
Max Output Power DC corrected	---	24	7.49	dBm	PASS
Limit by: 11 dBm + 10 log Bandwidth					
Max Output Power DC corrected	---	23.53	7.49	dBm	PASS



Plot\_ISED Max Output Power and PSD ~ WLAN5Gx n-HT20 mode U-NII-1 Max OP and PSD\_02092019\_100642.png

RESULT: TC_VM_FCC15407_Max_Output_Power_and_PSD_V01					
Test Description	Lower Limit	Upper Limit	Measured	Unit	Verdict
Power Spectral Density	---	---	-4.33	dBm/1MHz	Information
Duty Cycle Correction	---	---	0	dB	Information
Power Spectral Density DC corrected	---	11	-4.33	dBm/1MHz	PASS

TEST FINISHED		
General Verdict	02.09.2019 10:06:42 / RT: 37 s	PASS

### 33. FCC Part 15.407 & ISED Bandwidths ~ WLAN5Gx n-HT20 mode U-NII-1

Test References	
TC Start	02.09.2019 10:06:46
System Version	1.0.0.20
Test Specification	FCC Part 15.407 & ISET RSS-GEN
Test Method	26dB Bandwidth KDB789033 D02, C.1 / ISED RSS-GEN
Class / TC Version / TC ID	TC_VM_FCC15407_Bandwidths_V01 Version: 0.0.1   TCID_FCC15407_1
My Description	FCC 15.407 Bandwidths - WLAN5Gx n-HT20 mode U-NII-1
Add. Information	

Test Parameter	
Technology to test	WLAN5Gx n-HT20 mode U-NII-1
Antenna Port used	1
Temperature	mid
Voltage	mid
Frequency low to test	True   Freq [MHz] 5180
Frequency mid to test	False   Freq [MHz] 5200
Frequency high to test	False   Freq [MHz] 5240
Switched Path	IUT - SignalingUnit - SpectrumAnalyzer
Devices in use	SA: Rohde&Schwarz,FSV-30,1321.3008K30/103170,3.40

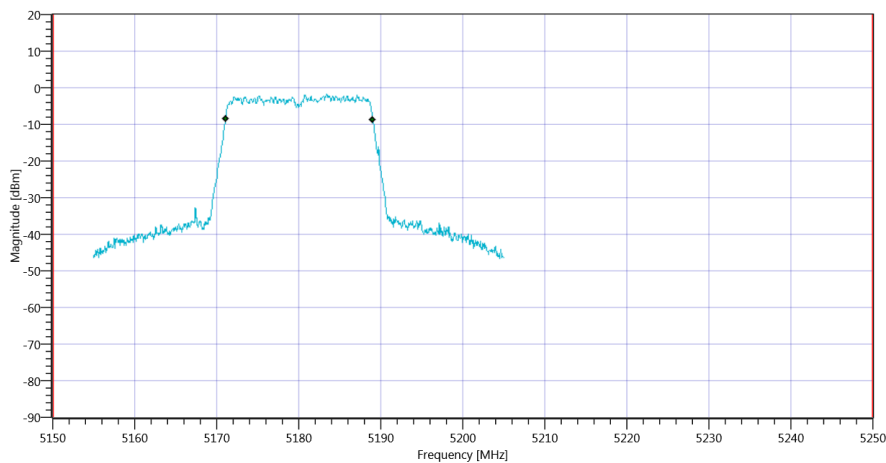
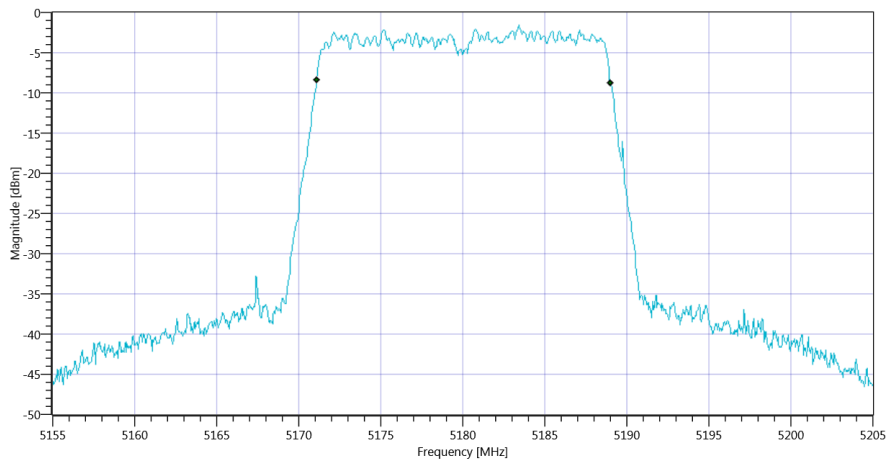
## Test at TX 5180 MHz

### READ SA SETTINGS:

RefLevel [dBm]   RefLevelOffset [dB]   InpAtt [dB]	11.68   11.16   20
Start [MHz]   Stop [MHz]	5155.000   5205.000
RBW [MHz]   VBW [MHz]	0.300000   1.000000
Detector   TraceMode	POS   MAXH
Sweep: Time [ms]   Count   Points per Section   Type	1   2500   1001   SWE

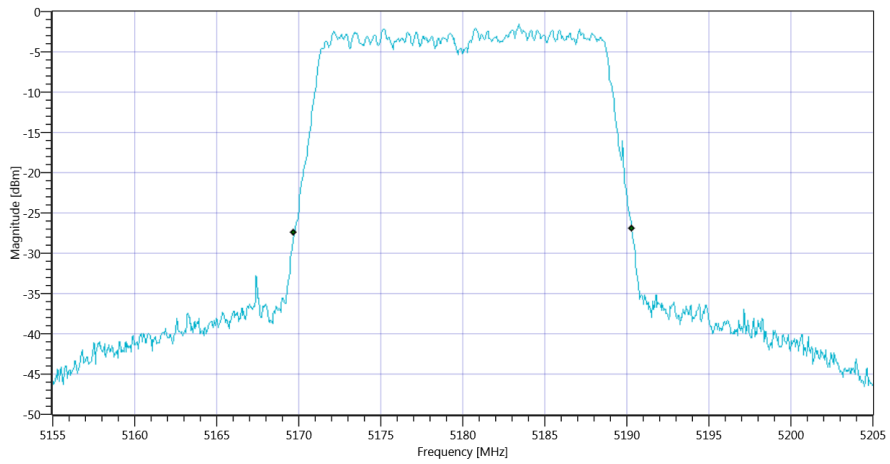
### RESULT: TC\_VM\_FCC15407\_Bandwidths\_V01

Test Description	Lower Limit	Upper Limit	Measured	Unit	Verdict
Bandwidth 99%	---	---	17.932	MHz	Information
T1 99%	5150.000000	---	5171.1089	MHz	PASS
T2 99%	---	5250.000000	5189.0410	MHz	PASS

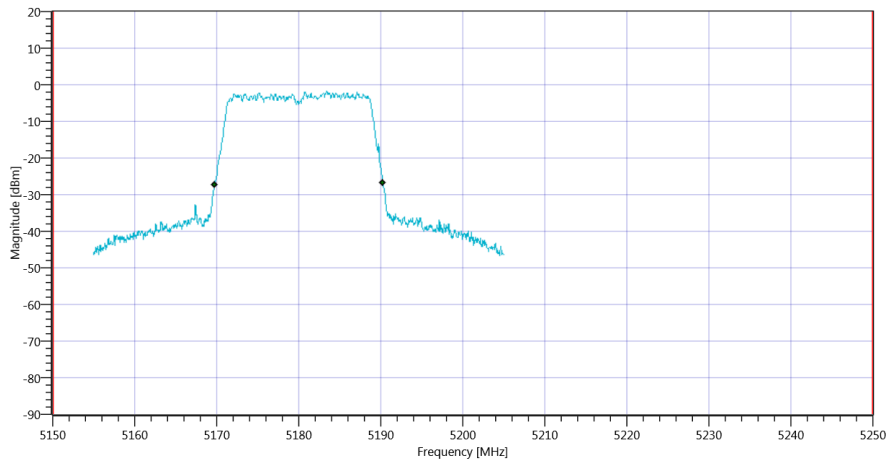


### RESULT: TC\_VM\_FCC15407\_Bandwidths\_V01

Test Description	Lower Limit	Upper Limit	Measured	Unit	Verdict
Bandwidth 26dB	---	---	20.6	MHz	Information
T1 26dB	5150.000000	---	5169.7000	MHz	PASS
T2 26dB	---	5250.000000	5190.3000	MHz	PASS



Plot\_FCC Part 15.407 & ISSED Bandwidths ~ WLAN5Gx n-HT20 mode U-NII-1 26dB\_02092019\_100717.png



Plot\_FCC Part 15.407 & ISSED Bandwidths ~ WLAN5Gx n-HT20 mode U-NII-1\_02092019\_100719.png

TEST FINISHED

General Verdict

02.09.2019 10:07:20 / RT: 33 s

PASS

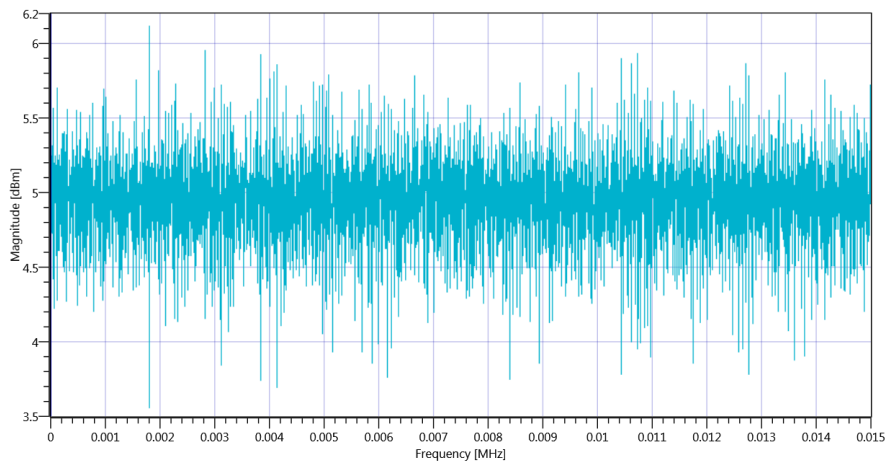
## 34. FCC Part 15.407 Max Output Power and PSD ~ WLAN5Gx n-HT20 mode U-NII-1

Test References	
TC Start	02.09.2019 10:17:08
System Version	1.0.0.20
Test Specification	FCC Part 15.407
Test Method	KDB789033 D02, F., E.2.e.
Class / TC Version / TC ID	TC_VM_FCC15407_Max_Output_Power_and_PSD_V01 Version: 0.0.1   TCID_FCC15407_3
My Description	FCC 15.407 Max Output Power & PSD - WLAN5Gx n-HT20 mode U-NII-1
Add. Information	

Test Parameter	
Technology to test	WLAN5Gx n-HT20 mode U-NII-1
Antenna Port used	1
Temperature	mid
Voltage	mid
Frequency low to test	False   Freq [MHz] 5180
Frequency mid to test	False   Freq [MHz] 5200
Frequency high to test	True   Freq [MHz] 5240
Switched Path	IUT - SignalingUnit - SpectrumAnalyzer
Devices in use	SA: Rohde&Schwarz,FSV-30,1321.3008K30/103170,3.40

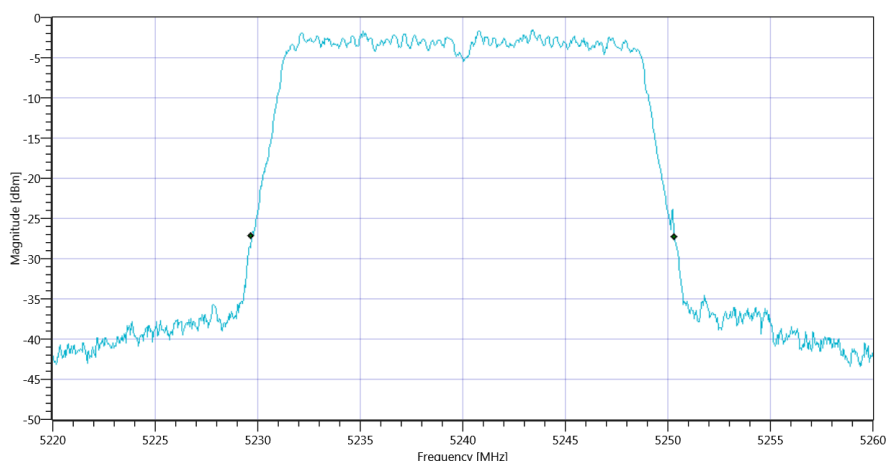
## Test at TX 5240 MHz

RESULT: Duty Cycle evaluation					
Test Description	Lower Limit	Upper Limit	Measured	Unit	Verdict
No enough Bursts detected, Duty Cycle Burst Ratio set to 1					
Duty Cycle (Burst Ratio) max	---	---	1	---	Information
Duty Cycle max	---	---	0	dB	Information
Duty Cycle (Burst Ratio) min	---	---	1	---	Information
Duty Cycle min	---	---	0	dB	Information



Plot\_FCC Part 15.407 Max Output Power and PSD ~ WLAN5Gx n-HT20 mode U-NII-1 5240 MHz - Duty Cycle\_02092019\_101721.png

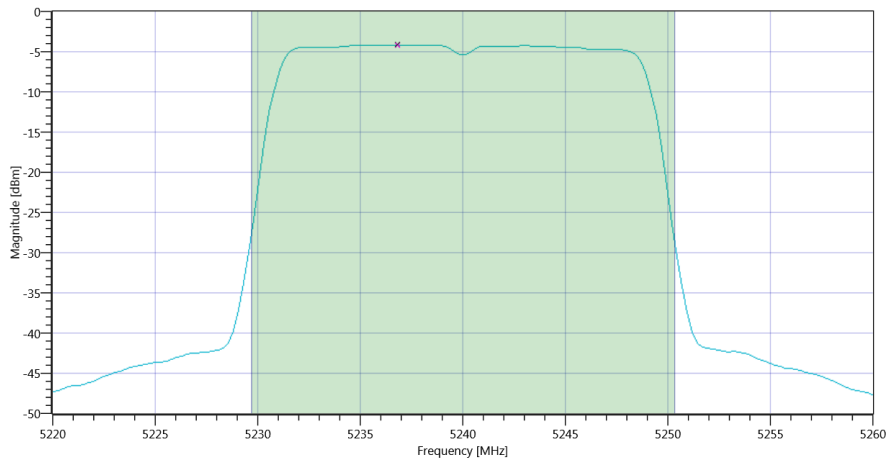
RESULT: TC_VM_FCC15407_Max_Output_Power_and_PSD_V01					
Test Description	Lower Limit	Upper Limit	Measured	Unit	Verdict
Bandwidth 26dB	---	---	20.64	MHz	Information
T1 26dB	---	---	5229.6800	MHz	Information
T2 26dB	---	---	5250.3200	MHz	Information



Plot\_FCC Part 15.407 Max Output Power and PSD ~ WLAN5Gx n-HT20 mode U-NII-1 BW\_02092019\_101728.png

READ SA SETTINGS:	
RefLevel [dBm]   RefLevelOffset [dB]   InpAtt [dB]	15.90   11.31   20
Start [MHz]   Stop [MHz]	5220.000   5260.000
RBW [MHz]   VBW [MHz]	1.000000   3.000000
Detector   TraceMode	RMS   MAXH
Sweep: Time [ms]   Count   Points per Section   Type	8000   1   160   SWE

RESULT: TC_VM_FCC15407_Max_Output_Power_and_PSD_V01					
Test Description	Lower Limit	Upper Limit	Measured	Unit	Verdict
Max Output Power	---	---	7.78	dBm	Information
Duty Cycle Correction	---	---	0	dB	Information
Limit absolute					
Max Output Power DC corrected	---	24	7.78	dBm	PASS
Limit by: 11 dBm + 10 log Bandwidth					
Max Output Power DC corrected	---	24.15	7.78	dBm	PASS



Plot\_FCC Part 15.407 Max Output Power and PSD ~ WLAN5Gx n-HT20 mode U-NII-1 Max OP and PSD\_02092019\_101741.png

RESULT: TC_VM_FCC15407_Max_Output_Power_and_PSD_V01					
Test Description	Lower Limit	Upper Limit	Measured	Unit	Verdict
Power Spectral Density	---	---	-4.16	dBm/1MHz	Information
Duty Cycle Correction	---	---	0	dB	Information
Power Spectral Density DC corrected	---	11	-4.16	dBm/1MHz	PASS

TEST FINISHED		
General Verdict	02.09.2019 10:17:42 / RT: 33 s	PASS



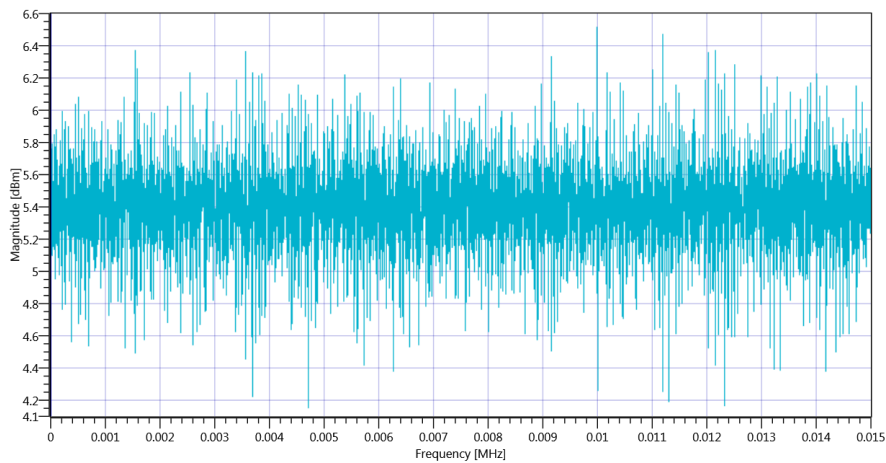
## 35. ISED Max Output Power and PSD ~ WLAN5Gx n-HT20 mode U-NII-1

Test References	
TC Start	02.09.2019 10:17:46
System Version	1.0.0.20
Test Specification	ISED
Test Method	
Class / TC Version / TC ID	TC_VM_FCC15407_Max_Output_Power_and_PSD_V01 Version: 0.0.1   TCID_FCC15407_3
My Description	ISED Max Output Power & PSD - WLAN5Gx n-HT20 mode U-NII-1
Add. Information	

Test Parameter	
Technology to test	WLAN5Gx n-HT20 mode U-NII-1
Antenna Port used	1
Temperature	mid
Voltage	mid
Frequency low to test	False   Freq [MHz] 5180
Frequency mid to test	False   Freq [MHz] 5200
Frequency high to test	True   Freq [MHz] 5240
Switched Path	IUT - SignalingUnit - SpectrumAnalyzer
Devices in use	SA: Rohde&Schwarz,FSV-30,1321.3008K30/103170,3.40

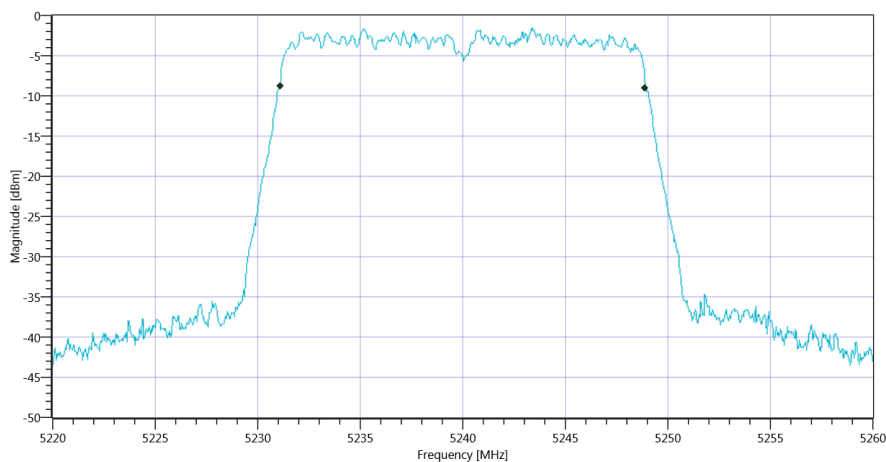
## Test at TX 5240 MHz

RESULT: Duty Cycle evaluation					
Test Description	Lower Limit	Upper Limit	Measured	Unit	Verdict
No enough Bursts detected, Duty Cycle Burst Ratio set to 1					
Duty Cycle (Burst Ratio) max	---	---	1	---	Information
Duty Cycle max	---	---	0	dB	Information
Duty Cycle (Burst Ratio) min	---	---	1	---	Information
Duty Cycle min	---	---	0	dB	Information



Plot\_ISED Max Output Power and PSD ~ WLAN5Gx n-HT20 mode U-NII-1 5240 MHz - Duty Cycle\_02092019\_101759.png

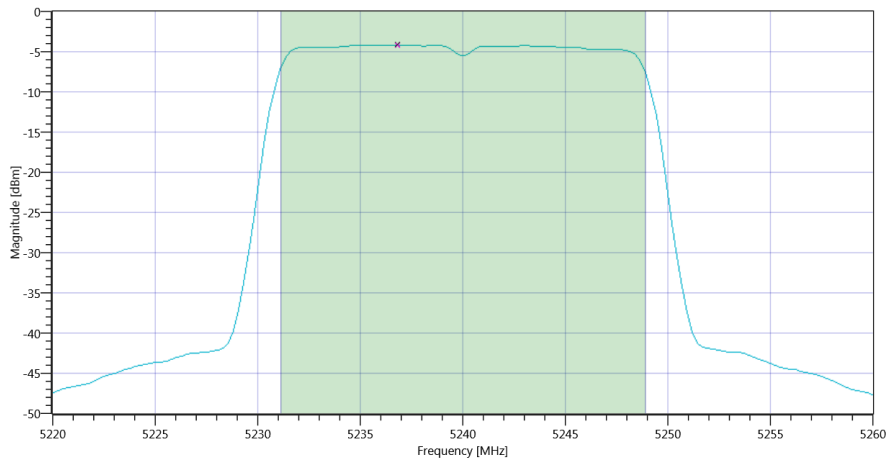
RESULT: TC_VM_FCC15407_Max_Output_Power_and_PSD_V01					
Test Description	Lower Limit	Upper Limit	Measured	Unit	Verdict
Bandwidth 99%	---	---	17.822	MHz	Information
T1 99%	---	---	5231.0889	MHz	Information
T2 99%	---	---	5248.9111	MHz	Information



Plot\_ISED Max Output Power and PSD ~ WLAN5Gx n-HT20 mode U-NII-1 BW\_02092019\_101806.png

READ SA SETTINGS:	
RefLevel [dBm]   RefLevelOffset [dB]   InpAtt [dB]	16.04   11.31   20
Start [MHz]   Stop [MHz]	5220.000   5260.000
RBW [MHz]   VBW [MHz]	1.000000   3.000000
Detector   TraceMode	RMS   MAXH
Sweep: Time [ms]   Count   Points per Section   Type	8000   1   160   SWE

RESULT: TC_VM_FCC15407_Max_Output_Power_and_PSD_V01					
Test Description	Lower Limit	Upper Limit	Measured	Unit	Verdict
Max Output Power	---	---	7.68	dBm	Information
Duty Cycle Correction	---	---	0	dB	Information
Limit absolute					
Max Output Power DC corrected	---	24	7.68	dBm	PASS
Limit by: 11 dBm + 10 log Bandwidth					
Max Output Power DC corrected	---	23.51	7.68	dBm	PASS



Plot\_ISED Max Output Power and PSD ~ WLAN5Gx n-HT20 mode U-NII-1 Max OP and PSD\_02092019\_101819.png

RESULT: TC_VM_FCC15407_Max_Output_Power_and_PSD_V01					
Test Description	Lower Limit	Upper Limit	Measured	Unit	Verdict
Power Spectral Density	---	---	-4.17	dBm/1MHz	Information
Duty Cycle Correction	---	---	0	dB	Information
Power Spectral Density DC corrected	---	11	-4.17	dBm/1MHz	PASS

TEST FINISHED		
General Verdict	02.09.2019 10:18:20 / RT: 33 s	PASS

## 36. FCC Part 15.407 & ISED Bandwidths ~ WLAN5Gx n-HT20 mode U-NII-1

Test References	
TC Start	02.09.2019 10:18:24
System Version	1.0.0.20
Test Specification	FCC Part 15.407 & ISET RSS-GEN
Test Method	26dB Bandwidth KDB789033 D02, C.1 / ISED RSS-GEN
Class / TC Version / TC ID	TC_VM_FCC15407_Bandwidths_V01 Version: 0.0.1   TCID_FCC15407_1
My Description	FCC 15.407 Bandwidths - WLAN5Gx n-HT20 mode U-NII-1
Add. Information	

Test Parameter	
Technology to test	WLAN5Gx n-HT20 mode U-NII-1
Antenna Port used	1
Temperature	mid
Voltage	mid
Frequency low to test	False   Freq [MHz] 5180
Frequency mid to test	False   Freq [MHz] 5200
Frequency high to test	True   Freq [MHz] 5240
Switched Path	IUT - SignalingUnit - SpectrumAnalyzer
Devices in use	SA: Rohde&Schwarz,FSV-30,1321.3008K30/103170,3.40

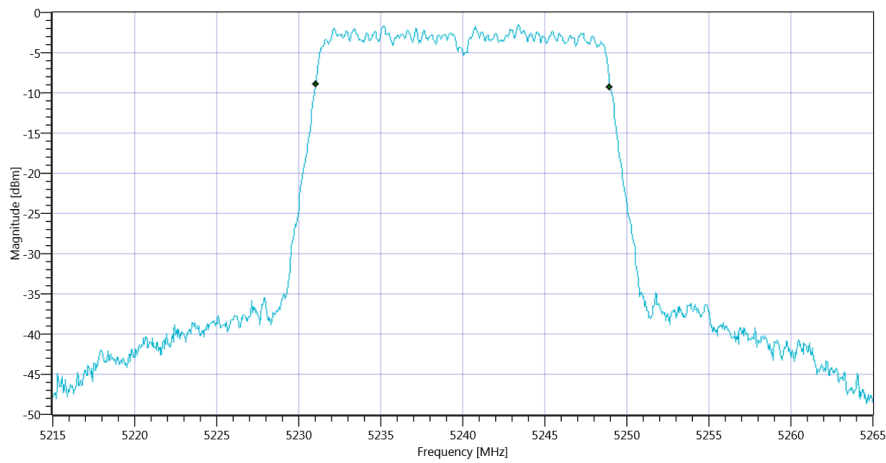
## Test at TX 5240 MHz

### READ SA SETTINGS:

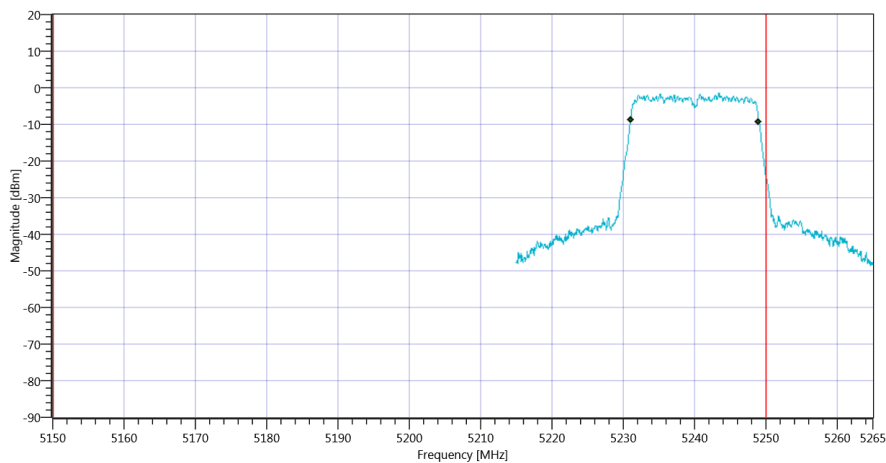
RefLevel [dBm]   RefLevelOffset [dB]   InpAtt [dB]	11.90   11.31   20
Start [MHz]   Stop [MHz]	5215.000   5265.000
RBW [MHz]   VBW [MHz]	0.300000   1.000000
Detector   TraceMode	POS   MAXH
Sweep: Time [ms]   Count   Points per Section   Type	1   2500   1001   SWE

### RESULT: TC\_VM\_FCC15407\_Bandwidths\_V01

Test Description	Lower Limit	Upper Limit	Measured	Unit	Verdict
Bandwidth 99%	---	---	17.882	MHz	Information
T1 99%	5150.000000	---	5231.0589	MHz	PASS
T2 99%	---	5250.000000	5248.9411	MHz	PASS



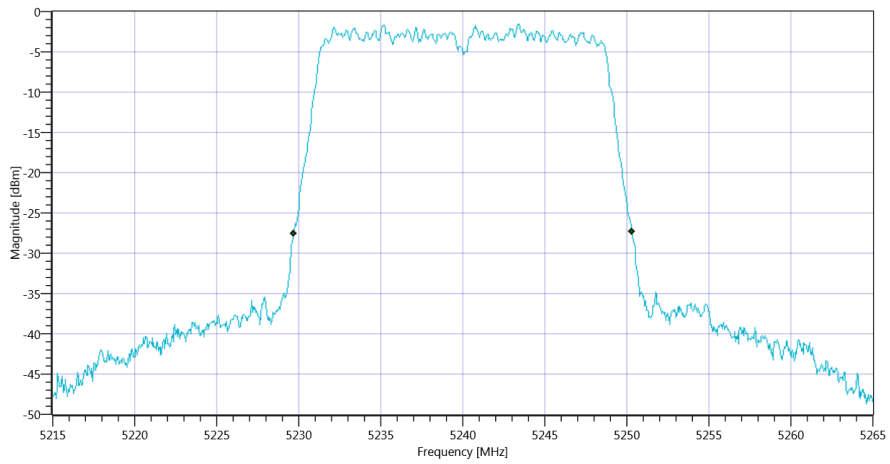
Plot\_FCC Part 15.407 & ISED Bandwidths ~ WLAN5Gx n-HT20 mode U-NII-1 99PCT\_02092019\_101842.png



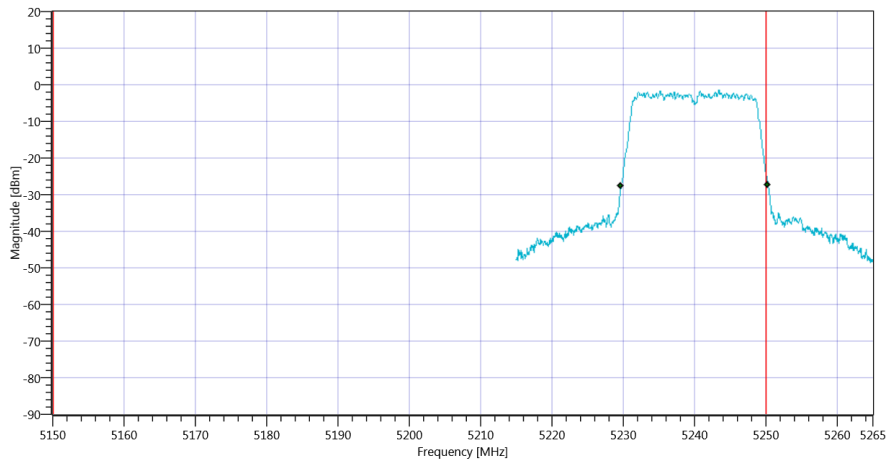
Plot\_FCC Part 15.407 & ISED Bandwidths ~ WLAN5Gx n-HT20 mode U-NII-1\_02092019\_101844.png

### RESULT: TC\_VM\_FCC15407\_Bandwidths\_V01

Test Description	Lower Limit	Upper Limit	Measured	Unit	Verdict
Bandwidth 26dB	---	---	20.6	MHz	Information
T1 26dB	5150.000000	---	5229.7000	MHz	PASS
T2 26dB	---	5250.000000	5250.3000	MHz	DFS required



Plot\_FCC Part 15.407 & ISSED Bandwidths ~ WLAN5Gx n-HT20 mode U-NII-1 26dB\_02092019\_101848.png



Plot\_FCC Part 15.407 & ISSED Bandwidths ~ WLAN5Gx n-HT20 mode U-NII-1\_02092019\_101851.png

TEST FINISHED

General Verdict

02.09.2019 10:18:51 / RT: 27 s

PASS

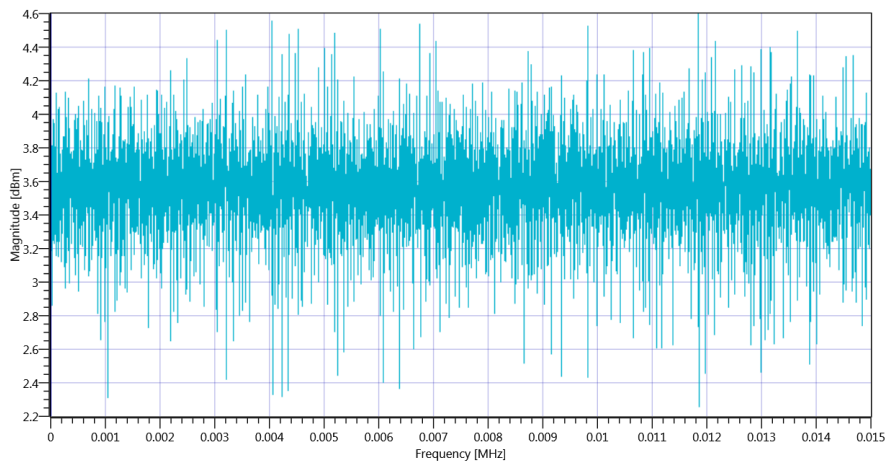
## 37. FCC Part 15.407 Max Output Power and PSD ~ WLAN5Gx n-HT20 mode U-NII-2A

Test References	
TC Start	02.09.2019 10:19:39
System Version	1.0.0.20
Test Specification	FCC Part 15.407
Test Method	KDB789033 D02, F., E.2.e.
Class / TC Version / TC ID	TC_VM_FCC15407_Max_Output_Power_and_PSD_V01 Version: 0.0.1   TCID_FCC15407_3
My Description	FCC 15.407 Max Output Power & PSD - WLAN5Gx n-HT20 mode U-NII-2A
Add. Information	

Test Parameter	
Technology to test	WLAN5Gx n-HT20 mode U-NII-2A
Antenna Port used	1
Temperature	mid
Voltage	mid
Frequency low to test	True   Freq [MHz] 5260
Frequency mid to test	False   Freq [MHz] 5280
Frequency high to test	False   Freq [MHz] 5320
Switched Path	IUT - SignalingUnit - SpectrumAnalyzer
Devices in use	SA: Rohde&Schwarz,FSV-30,1321.3008K30/103170,3.40

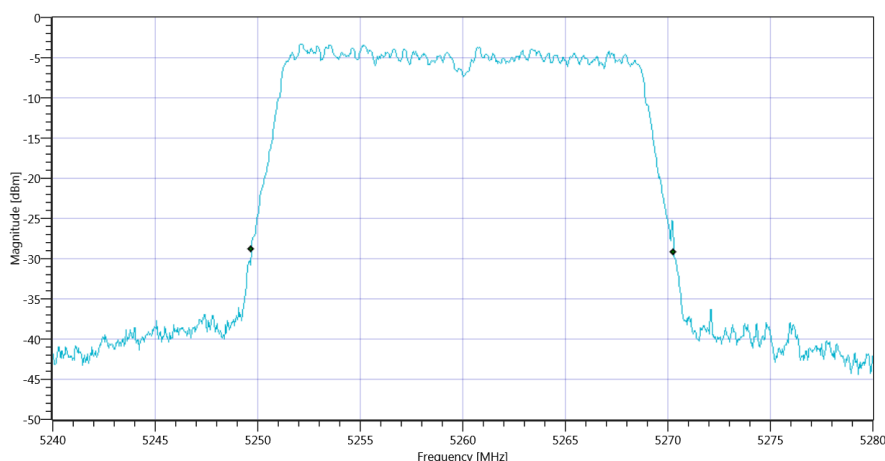
## Test at TX 5260 MHz

RESULT: Duty Cycle evaluation					
Test Description	Lower Limit	Upper Limit	Measured	Unit	Verdict
No enough Bursts detected, Duty Cycle Burst Ratio set to 1					
Duty Cycle (Burst Ratio) max	---	---	1	---	Information
Duty Cycle max	---	---	0	dB	Information
Duty Cycle (Burst Ratio) min	---	---	1	---	Information
Duty Cycle min	---	---	0	dB	Information



Plot\_FCC Part 15.407 Max Output Power and PSD ~ WLAN5Gx n-HT20 mode U-NII-2A 5260 MHz - Duty Cycle\_02092019\_101952.png

RESULT: TC_VM_FCC15407_Max_Output_Power_and_PSD_V01					
Test Description	Lower Limit	Upper Limit	Measured	Unit	Verdict
Bandwidth 26dB	---	---	20.6	MHz	Information
T1 26dB	---	---	5249.6800	MHz	Information
T2 26dB	---	---	5270.2800	MHz	Information

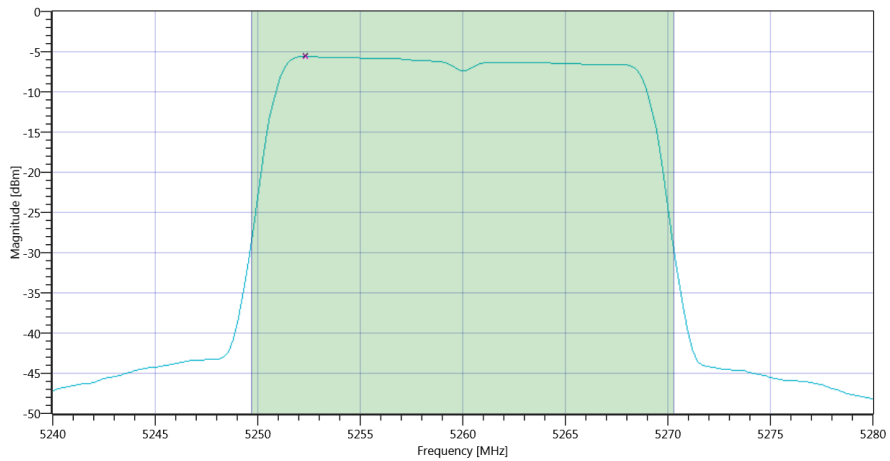


Plot\_FCC Part 15.407 Max Output Power and PSD ~ WLAN5Gx n-HT20 mode U-NII-2A BW\_02092019\_101959.png

READ SA SETTINGS:	
RefLevel [dBm]   RefLevelOffset [dB]   InpAtt [dB]	14.40   11.36   20
Start [MHz]   Stop [MHz]	5240.000   5280.000
RBW [MHz]   VBW [MHz]	1.000000   3.000000
Detector   TraceMode	RMS   MAXH
Sweep: Time [ms]   Count   Points per Section   Type	8000   1   160   SWE



RESULT: TC_VM_FCC15407_Max_Output_Power_and_PSD_V01					
Test Description	Lower Limit	Upper Limit	Measured	Unit	Verdict
Max Output Power	---	---	6.03	dBm	Information
Duty Cycle Correction	---	---	0	dB	Information
Limit absolute					
Max Output Power DC corrected	---	24	6.03	dBm	PASS
Limit by: 11 dBm + 10 log Bandwidth					
Max Output Power DC corrected	---	24.14	6.03	dBm	PASS



Plot\_FCC Part 15.407 Max Output Power and PSD ~ WLAN5Gx n-HT20 mode U-NII-2A Max OP and PSD\_02092019\_102012.png

RESULT: TC_VM_FCC15407_Max_Output_Power_and_PSD_V01					
Test Description	Lower Limit	Upper Limit	Measured	Unit	Verdict
Power Spectral Density	---	---	-5.62	dBm/1MHz	Information
Duty Cycle Correction	---	---	0	dB	Information
Power Spectral Density DC corrected	---	11	-5.62	dBm/1MHz	PASS

TEST FINISHED		
General Verdict	02.09.2019 10:20:13 / RT: 34 s	PASS

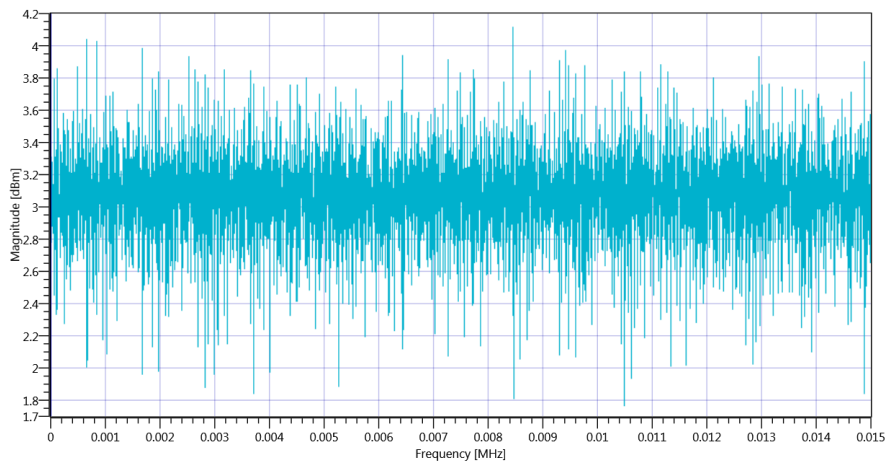
## 38. ISED Max Output Power and PSD ~ WLAN5Gx n-HT20 mode U-NII-2A

Test References	
TC Start	02.09.2019 10:20:17
System Version	1.0.0.20
Test Specification	ISED
Test Method	
Class / TC Version / TC ID	TC_VM_FCC15407_Max_Output_Power_and_PSD_V01 Version: 0.0.1   TCID_FCC15407_3
My Description	ISED Max Output Power & PSD - WLAN5Gx n-HT20 mode U-NII-2A
Add. Information	

Test Parameter	
Technology to test	WLAN5Gx n-HT20 mode U-NII-2A
Antenna Port used	1
Temperature	mid
Voltage	mid
Frequency low to test	True   Freq [MHz] 5260
Frequency mid to test	False   Freq [MHz] 5280
Frequency high to test	False   Freq [MHz] 5320
Switched Path	IUT - SignalingUnit - SpectrumAnalyzer
Devices in use	SA: Rohde&Schwarz,FSV-30,1321.3008K30/103170,3.40

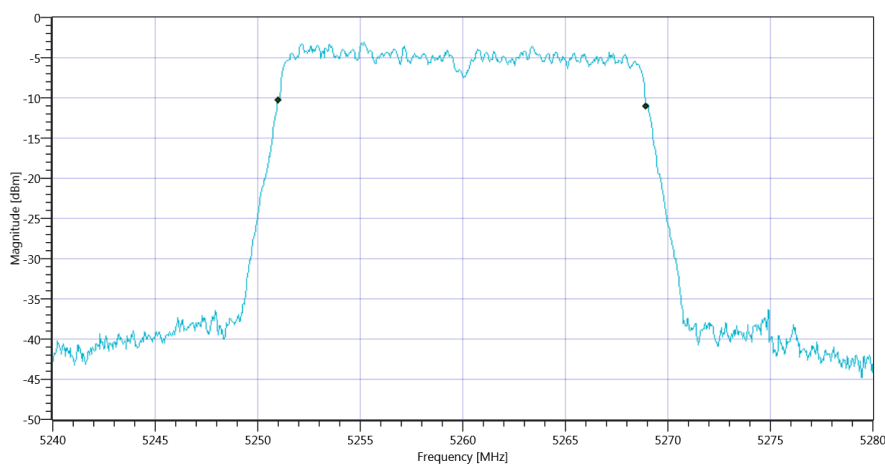
## Test at TX 5260 MHz

RESULT: Duty Cycle evaluation					
Test Description	Lower Limit	Upper Limit	Measured	Unit	Verdict
No enough Bursts detected, Duty Cycle Burst Ratio set to 1					
Duty Cycle (Burst Ratio) max	---	---	1	---	Information
Duty Cycle max	---	---	0	dB	Information
Duty Cycle (Burst Ratio) min	---	---	1	---	Information
Duty Cycle min	---	---	0	dB	Information



Plot\_ISED Max Output Power and PSD ~ WLAN5Gx n-HT20 mode U-NII-2A 5260 MHz - Duty Cycle\_02092019\_102030.png

RESULT: TC_VM_FCC15407_Max_Output_Power_and_PSD_V01					
Test Description	Lower Limit	Upper Limit	Measured	Unit	Verdict
Bandwidth 99%	---	---	17.942	MHz	Information
T1 99%	---	---	5251.0090	MHz	Information
T2 99%	---	---	5268.9510	MHz	Information

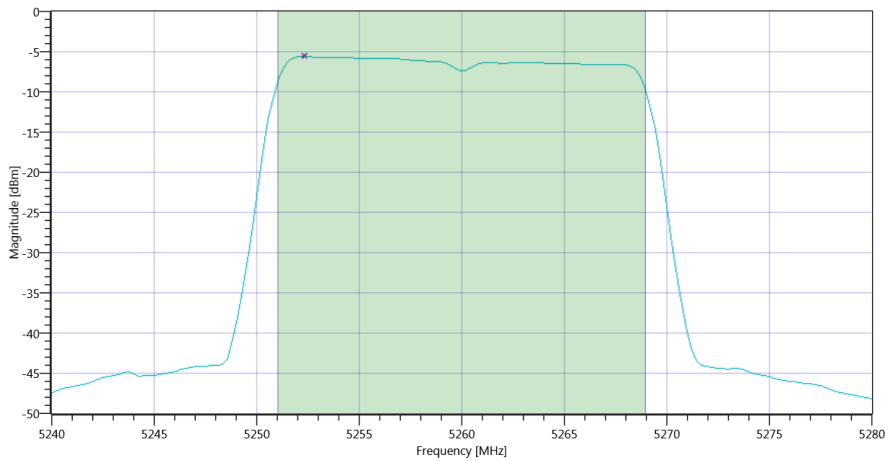


Plot\_ISED Max Output Power and PSD ~ WLAN5Gx n-HT20 mode U-NII-2A BW\_02092019\_102037.png

READ SA SETTINGS:	
RefLevel [dBm]   RefLevelOffset [dB]   InpAtt [dB]	14.51   11.36   20
Start [MHz]   Stop [MHz]	5240.000   5280.000
RBW [MHz]   VBW [MHz]	1.000000   3.000000
Detector   TraceMode	RMS   MAXH
Sweep: Time [ms]   Count   Points per Section   Type	8000   1   160   SWE

RESULT: TC\_VM\_FCC15407\_Max\_Output\_Power\_and\_PSD\_V01

Test Description	Lower Limit	Upper Limit	Measured	Unit	Verdict
Max Output Power	---	---	5.93	dBm	Information
Duty Cycle Correction	---	---	0	dB	Information
Limit absolute					
Max Output Power DC corrected	---	24	5.93	dBm	PASS
Limit by: 11 dBm + 10 log Bandwidth					
Max Output Power DC corrected	---	23.54	5.93	dBm	PASS



Plot\_ISED Max Output Power and PSD ~ WLAN5Gx n-HT20 mode U-NII-2A Max OP and PSD\_02092019\_102050.png

RESULT: TC\_VM\_FCC15407\_Max\_Output\_Power\_and\_PSD\_V01

Test Description	Lower Limit	Upper Limit	Measured	Unit	Verdict
Power Spectral Density	---	---	-5.64	dBm/1MHz	Information
Duty Cycle Correction	---	---	0	dB	Information
Power Spectral Density DC corrected	---	11	-5.64	dBm/1MHz	PASS

TEST FINISHED

General Verdict	02.09.2019 10:20:51 / RT: 34 s	PASS
-----------------	--------------------------------	------

## 39. FCC Part 15.407 & ISED Bandwidths ~ WLAN5Gx n-HT20 mode U-NII-2A

Test References	
TC Start	02.09.2019 10:20:55
System Version	1.0.0.20
Test Specification	FCC Part 15.407 & ISET RSS-GEN
Test Method	26dB Bandwidth KDB789033 D02, C.1 / ISED RSS-GEN
Class / TC Version / TC ID	TC_VM_FCC15407_Bandwidths_V01 Version: 0.0.1   TCID_FCC15407_1
My Description	FCC 15.407 Bandwidths - WLAN5Gx n-HT20 mode U-NII-2A
Add. Information	

Test Parameter	
Technology to test	WLAN5Gx n-HT20 mode U-NII-2A
Antenna Port used	1
Temperature	mid
Voltage	mid
Frequency low to test	True   Freq [MHz] 5260
Frequency mid to test	False   Freq [MHz] 5280
Frequency high to test	False   Freq [MHz] 5320
Switched Path	IUT - SignalingUnit - SpectrumAnalyzer
Devices in use	SA: Rohde&Schwarz,FSV-30,1321.3008K30/103170,3.40

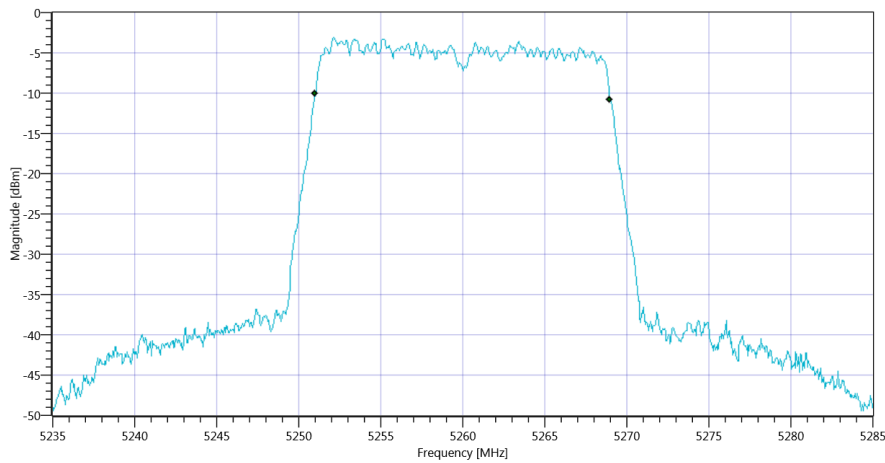
## Test at TX 5260 MHz

### READ SA SETTINGS:

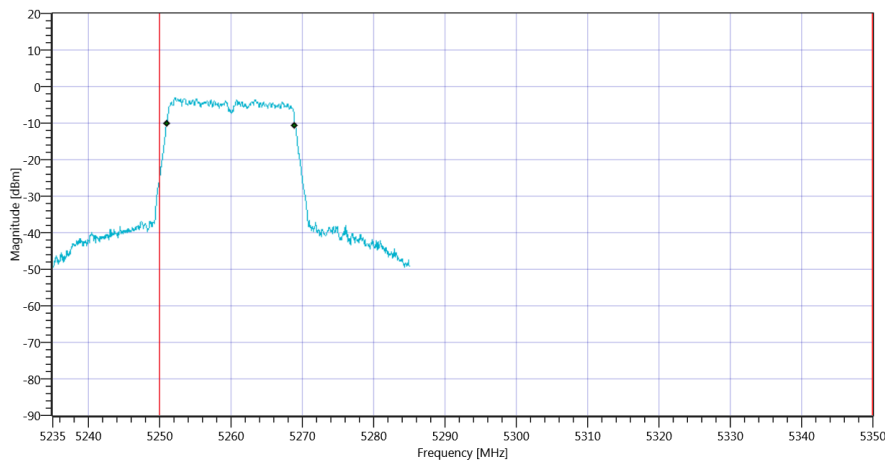
RefLevel [dBm]   RefLevelOffset [dB]   InpAtt [dB]	10.05   11.36   15
Start [MHz]   Stop [MHz]	5235.000   5285.000
RBW [MHz]   VBW [MHz]	0.300000   1.000000
Detector   TraceMode	POS   MAXH
Sweep: Time [ms]   Count   Points per Section   Type	1   2500   1001   SWE

### RESULT: TC\_VM\_FCC15407\_Bandwidths\_V01

Test Description	Lower Limit	Upper Limit	Measured	Unit	Verdict
Bandwidth 99%	---	---	17.932	MHz	Information
T1 99%	5250.000000	---	5251.0090	MHz	PASS since U-NII-1 is supported
T2 99%	---	5350.000000	5268.9411	MHz	PASS



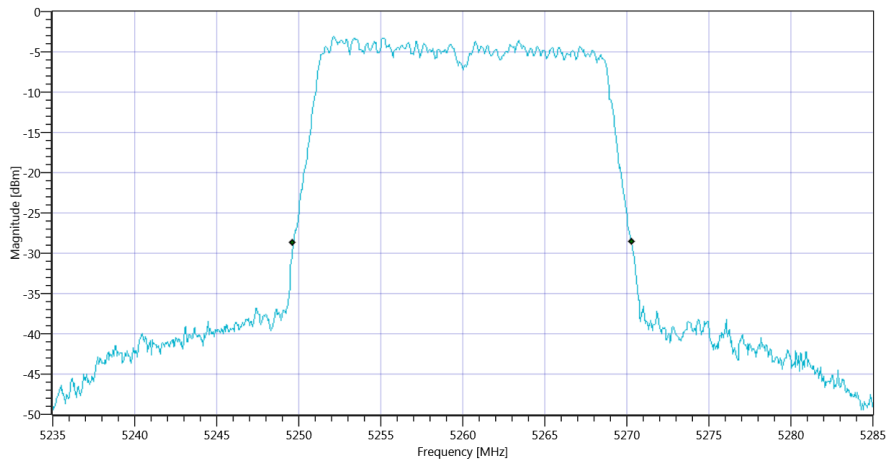
Plot\_FCC Part 15.407 & ISED Bandwidths ~ WLAN5Gx n-HT20 mode U-NII-2A 99PCT\_02092019\_102113.png



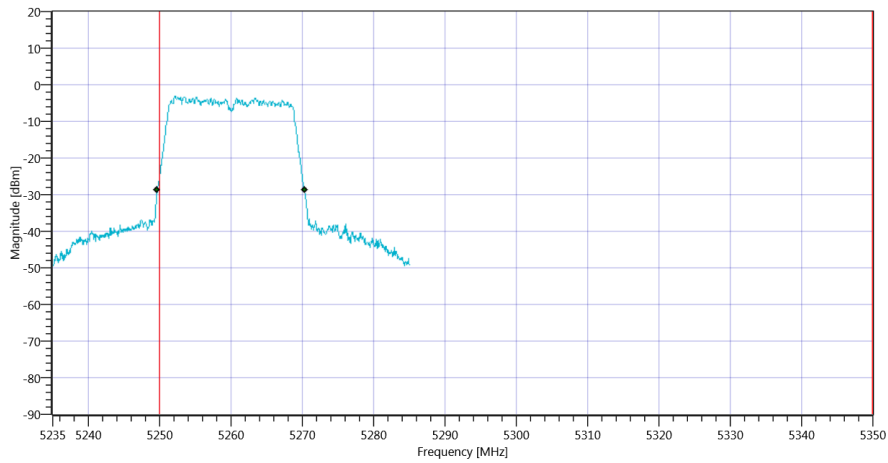
Plot\_FCC Part 15.407 & ISED Bandwidths ~ WLAN5Gx n-HT20 mode U-NII-2A\_02092019\_102116.png

### RESULT: TC\_VM\_FCC15407\_Bandwidths\_V01

Test Description	Lower Limit	Upper Limit	Measured	Unit	Verdict
Bandwidth 26dB	---	---	20.65	MHz	Information
T1 26dB	5250.000000	---	5249.6500	MHz	PASS since U-NII-1 is supported
T2 26dB	---	5350.000000	5270.3000	MHz	PASS



Plot\_FCC Part 15.407 & ISED Bandwidths ~ WLAN5Gx n-HT20 mode U-NII-2A 26dB\_02092019\_102119.png



Plot\_FCC Part 15.407 & ISED Bandwidths ~ WLAN5Gx n-HT20 mode U-NII-2A\_02092019\_102122.png

TEST FINISHED

General Verdict

02.09.2019 10:21:22 / RT: 27 s

PASS

## 40. FCC Part 15.407 Max Output Power and PSD ~ WLAN5Gx n-HT20 mode U-NII-2A

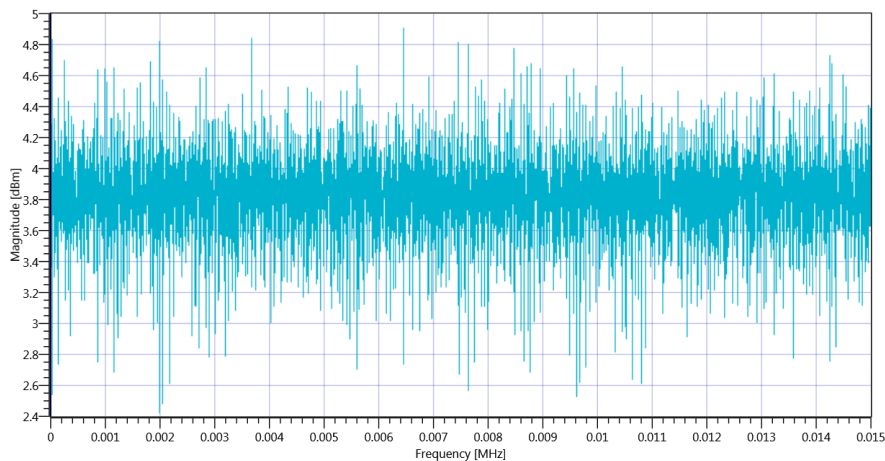
Test References	
TC Start	02.09.2019 10:22:05
System Version	1.0.0.20
Test Specification	FCC Part 15.407
Test Method	KDB789033 D02, F., E.2.e.
Class / TC Version / TC ID	TC_VM_FCC15407_Max_Output_Power_and_PSD_V01 Version: 0.0.1   TCID_FCC15407_3
My Description	FCC 15.407 Max Output Power & PSD - WLAN5Gx n-HT20 mode U-NII-2A
Add. Information	

Test Parameter	
Technology to test	WLAN5Gx n-HT20 mode U-NII-2A
Antenna Port used	1
Temperature	mid
Voltage	mid
Frequency low to test	False   Freq [MHz] 5260
Frequency mid to test	True   Freq [MHz] 5280
Frequency high to test	False   Freq [MHz] 5320
Switched Path	IUT - SignalingUnit - SpectrumAnalyzer
Devices in use	SA: Rohde&Schwarz,FSV-30,1321.3008K30/103170,3.40



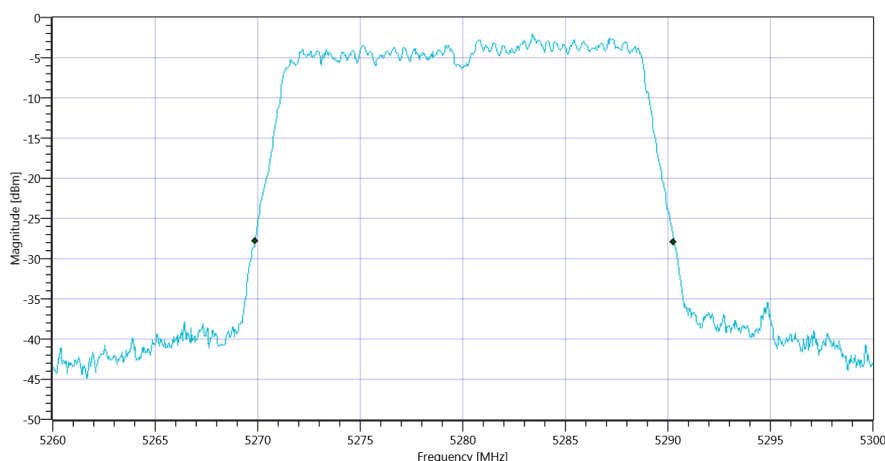
## Test at TX 5280 MHz

RESULT: Duty Cycle evaluation					
Test Description	Lower Limit	Upper Limit	Measured	Unit	Verdict
No enough Bursts detected, Duty Cycle Burst Ratio set to 1					
Duty Cycle (Burst Ratio) max	---	---	1	---	Information
Duty Cycle max	---	---	0	dB	Information
Duty Cycle (Burst Ratio) min	---	---	1	---	Information
Duty Cycle min	---	---	0	dB	Information



Plot\_FCC Part 15.407 Max Output Power and PSD ~ WLAN5Gx n-HT20 mode U-NII-2A 5280 MHz - Duty Cycle\_02092019\_102218.png

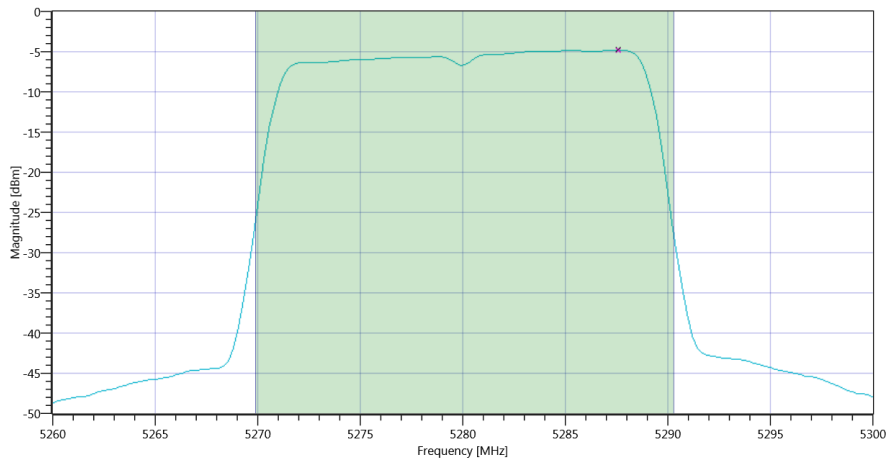
RESULT: TC_VM_FCC15407_Max_Output_Power_and_PSD_V01					
Test Description	Lower Limit	Upper Limit	Measured	Unit	Verdict
Bandwidth 26dB	---	---	20.4	MHz	Information
T1 26dB	---	---	5269.8800	MHz	Information
T2 26dB	---	---	5290.2800	MHz	Information



Plot\_FCC Part 15.407 Max Output Power and PSD ~ WLAN5Gx n-HT20 mode U-NII-2A BW\_02092019\_102226.png

READ SA SETTINGS:	
RefLevel [dBm]   RefLevelOffset [dB]   InpAtt [dB]	15.03   11.41   20
Start [MHz]   Stop [MHz]	5260.000   5300.000
RBW [MHz]   VBW [MHz]	1.000000   3.000000
Detector   TraceMode	RMS   MAXH
Sweep: Time [ms]   Count   Points per Section   Type	8000   1   160   SWE

RESULT: TC_VM_FCC15407_Max_Output_Power_and_PSD_V01					
Test Description	Lower Limit	Upper Limit	Measured	Unit	Verdict
Max Output Power	---	---	6.7	dBm	Information
Duty Cycle Correction	---	---	0	dB	Information
Limit absolute					
Max Output Power DC corrected	---	24	6.7	dBm	PASS
Limit by: 11 dBm + 10 log Bandwidth					
Max Output Power DC corrected	---	24.1	6.7	dBm	PASS



Plot\_FCC Part 15.407 Max Output Power and PSD ~ WLAN5Gx n-HT20 mode U-NII-2A Max OP and PSD\_02092019\_102239.png

RESULT: TC_VM_FCC15407_Max_Output_Power_and_PSD_V01					
Test Description	Lower Limit	Upper Limit	Measured	Unit	Verdict
Power Spectral Density	---	---	-4.83	dBm/1MHz	Information
Duty Cycle Correction	---	---	0	dB	Information
Power Spectral Density DC corrected	---	11	-4.83	dBm/1MHz	PASS

TEST FINISHED		
General Verdict	02.09.2019 10:22:39 / RT: 34 s	PASS

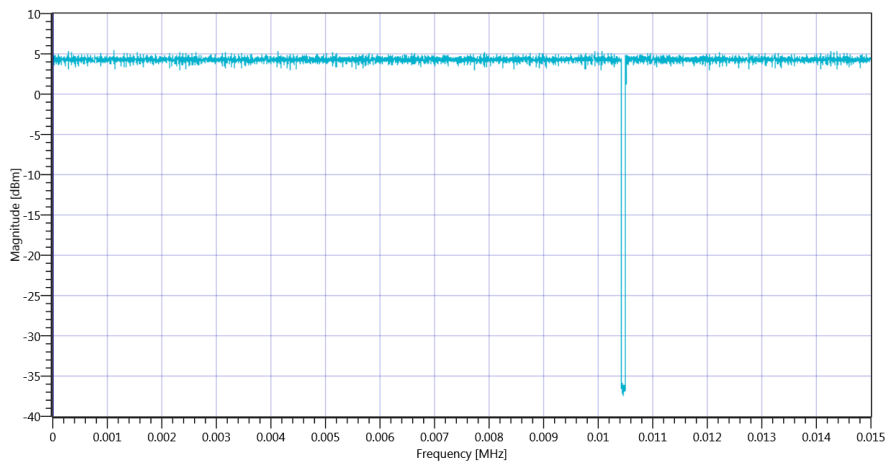
## 41. ISED Max Output Power and PSD ~ WLAN5Gx n-HT20 mode U-NII-2A

Test References	
TC Start	02.09.2019 10:22:43
System Version	1.0.0.20
Test Specification	ISED
Test Method	
Class / TC Version / TC ID	TC_VM_FCC15407_Max_Output_Power_and_PSD_V01 Version: 0.0.1   TCID_FCC15407_3
My Description	ISED Max Output Power & PSD - WLAN5Gx n-HT20 mode U-NII-2A
Add. Information	

Test Parameter	
Technology to test	WLAN5Gx n-HT20 mode U-NII-2A
Antenna Port used	1
Temperature	mid
Voltage	mid
Frequency low to test	False   Freq [MHz] 5260
Frequency mid to test	True   Freq [MHz] 5280
Frequency high to test	False   Freq [MHz] 5320
Switched Path	IUT - SignalingUnit - SpectrumAnalyzer
Devices in use	SA: Rohde&Schwarz,FSV-30,1321.3008K30/103170,3.40

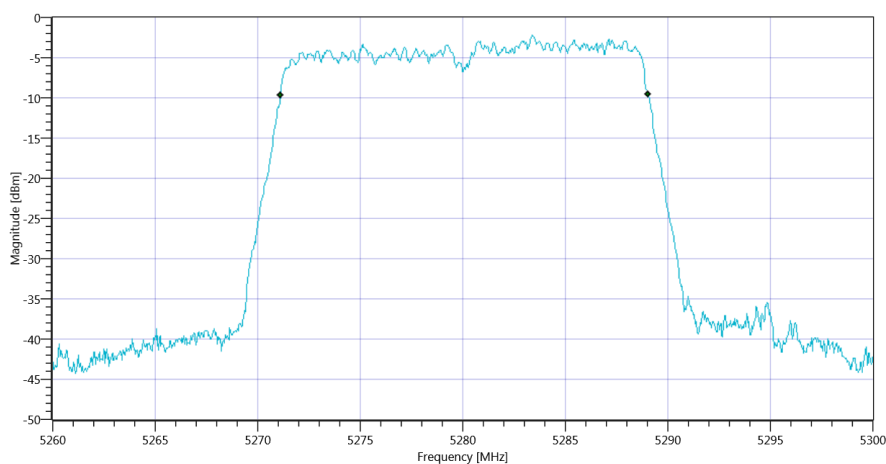
## Test at TX 5280 MHz

RESULT: Duty Cycle evaluation					
Test Description	Lower Limit	Upper Limit	Measured	Unit	Verdict
No enough Bursts detected, Duty Cycle Burst Ratio set to 1					
Duty Cycle (Burst Ratio) max	---	---	1	---	Information
Duty Cycle max	---	---	0	dB	Information
Duty Cycle (Burst Ratio) min	---	---	1	---	Information
Duty Cycle min	---	---	0	dB	Information



Plot\_ISED Max Output Power and PSD ~ WLAN5Gx n-HT20 mode U-NII-2A 5280 MHz - Duty Cycle\_02092019\_102256.png

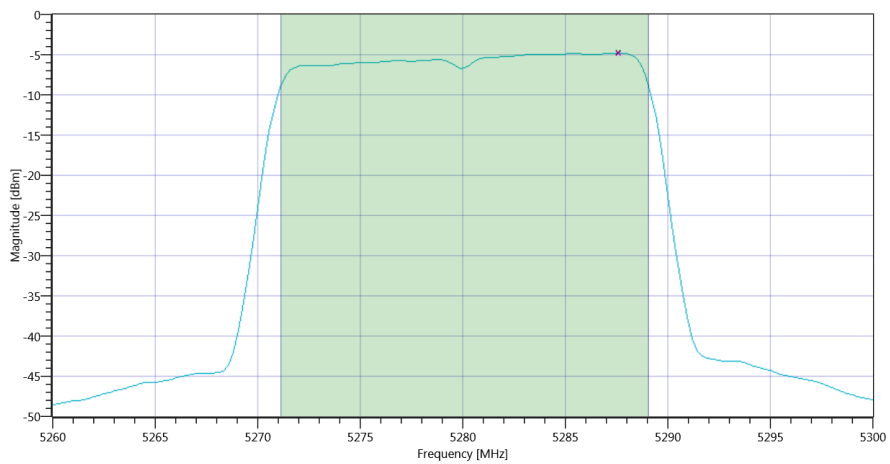
RESULT: TC_VM_FCC15407_Max_Output_Power_and_PSD_V01					
Test Description	Lower Limit	Upper Limit	Measured	Unit	Verdict
Bandwidth 99%	---	---	17.902	MHz	Information
T1 99%	---	---	5271.1289	MHz	Information
T2 99%	---	---	5289.0310	MHz	Information



Plot\_ISED Max Output Power and PSD ~ WLAN5Gx n-HT20 mode U-NII-2A BW\_02092019\_102304.png

READ SA SETTINGS:	
RefLevel [dBm]   RefLevelOffset [dB]   InpAtt [dB]	15.20   11.41   20
Start [MHz]   Stop [MHz]	5260.000   5300.000
RBW [MHz]   VBW [MHz]	1.000000   3.000000
Detector   TraceMode	RMS   MAXH
Sweep: Time [ms]   Count   Points per Section   Type	8000   1   160   SWE

RESULT: TC_VM_FCC15407_Max_Output_Power_and_PSD_V01					
Test Description	Lower Limit	Upper Limit	Measured	Unit	Verdict
Max Output Power	---	---	6.61	dBm	Information
Duty Cycle Correction	---	---	0	dB	Information
Limit absolute					
Max Output Power DC corrected	---	24	6.61	dBm	PASS
Limit by: 11 dBm + 10 log Bandwidth					
Max Output Power DC corrected	---	23.53	6.61	dBm	PASS



Plot\_ISED Max Output Power and PSD ~ WLAN5Gx n-HT20 mode U-NII-2A Max OP and PSD\_02092019\_102317.png

RESULT: TC_VM_FCC15407_Max_Output_Power_and_PSD_V01					
Test Description	Lower Limit	Upper Limit	Measured	Unit	Verdict
Power Spectral Density	---	---	-4.82	dBm/1MHz	Information
Duty Cycle Correction	---	---	0	dB	Information
Power Spectral Density DC corrected	---	11	-4.82	dBm/1MHz	PASS

TEST FINISHED		
General Verdict	02.09.2019 10:23:17 / RT: 34 s	PASS

## 42. FCC Part 15.407 & ISED Bandwidths ~ WLAN5Gx n-HT20 mode U-NII-2A

Test References	
TC Start	02.09.2019 10:23:21
System Version	1.0.0.20
Test Specification	FCC Part 15.407 & ISET RSS-GEN
Test Method	26dB Bandwidth KDB789033 D02, C.1 / ISED RSS-GEN
Class / TC Version / TC ID	TC_VM_FCC15407_Bandwidths_V01 Version: 0.0.1   TCID_FCC15407_1
My Description	FCC 15.407 Bandwidths - WLAN5Gx n-HT20 mode U-NII-2A
Add. Information	

Test Parameter	
Technology to test	WLAN5Gx n-HT20 mode U-NII-2A
Antenna Port used	1
Temperature	mid
Voltage	mid
Frequency low to test	False   Freq [MHz] 5260
Frequency mid to test	True   Freq [MHz] 5280
Frequency high to test	False   Freq [MHz] 5320
Switched Path	IUT - SignalingUnit - SpectrumAnalyzer
Devices in use	SA: Rohde&Schwarz,FSV-30,1321.3008K30/103170,3.40

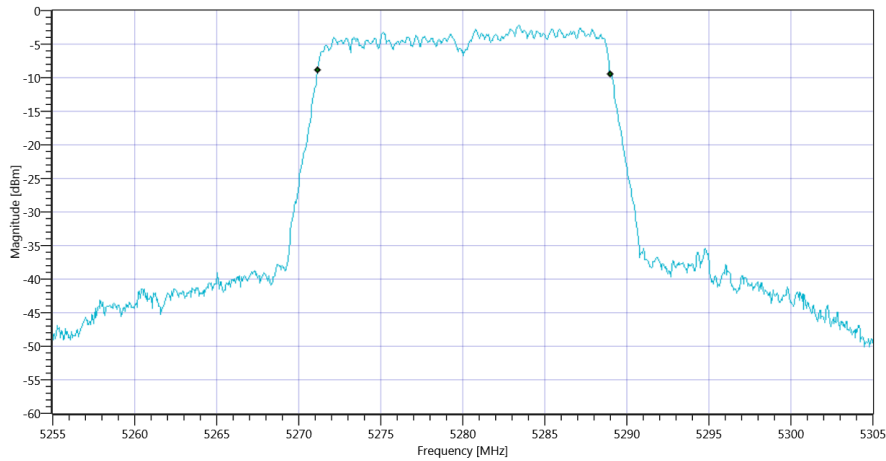
## Test at TX 5280 MHz

### READ SA SETTINGS:

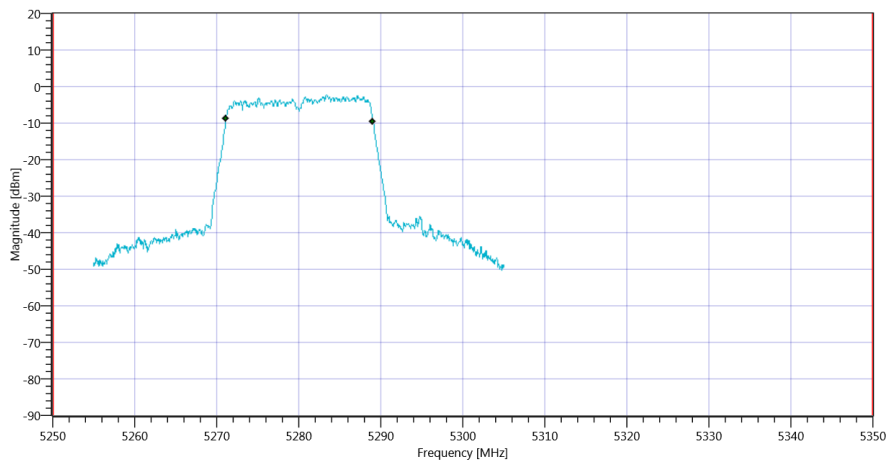
RefLevel [dBm]   RefLevelOffset [dB]   InpAtt [dB]	11.39   11.41   15
Start [MHz]   Stop [MHz]	5255.000   5305.000
RBW [MHz]   VBW [MHz]	0.300000   1.000000
Detector   TraceMode	POS   MAXH
Sweep: Time [ms]   Count   Points per Section   Type	1   2500   1001   SWE

### RESULT: TC\_VM\_FCC15407\_Bandwidths\_V01

Test Description	Lower Limit	Upper Limit	Measured	Unit	Verdict
Bandwidth 99%	---	---	17.882	MHz	Information
T1 99%	5250.000000	---	5271.1588	MHz	PASS since U-NII-1 is supported
T2 99%	---	5350.000000	5289.0410	MHz	PASS



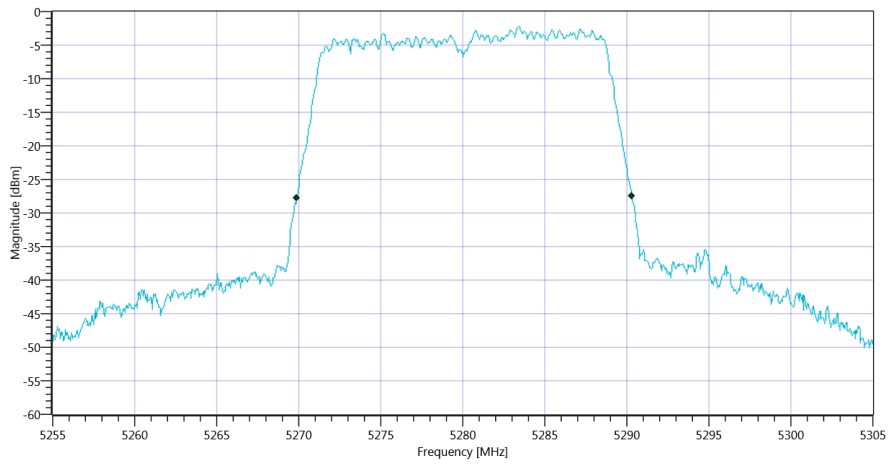
Plot\_FCC Part 15.407 & ISED Bandwidths ~ WLAN5Gx n-HT20 mode U-NII-2A 99PCT\_02092019\_102339.png



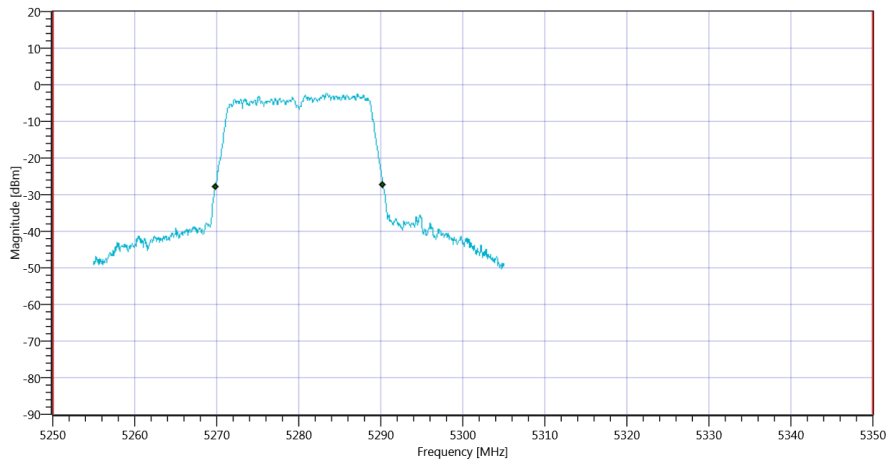
Plot\_FCC Part 15.407 & ISED Bandwidths ~ WLAN5Gx n-HT20 mode U-NII-2A\_02092019\_102342.png

### RESULT: TC\_VM\_FCC15407\_Bandwidths\_V01

Test Description	Lower Limit	Upper Limit	Measured	Unit	Verdict
Bandwidth 26dB	---	---	20.4	MHz	Information
T1 26dB	5250.000000	---	5269.9000	MHz	PASS since U-NII-1 is supported
T2 26dB	---	5350.000000	5290.3000	MHz	PASS



Plot\_FCC Part 15.407 & ISED Bandwidths ~ WLAN5Gx n-HT20 mode U-NII-2A 26dB\_02092019\_102346.png



Plot\_FCC Part 15.407 & ISED Bandwidths ~ WLAN5Gx n-HT20 mode U-NII-2A\_02092019\_102349.png

TEST FINISHED

General Verdict

02.09.2019 10:23:49 / RT: 27 s

PASS



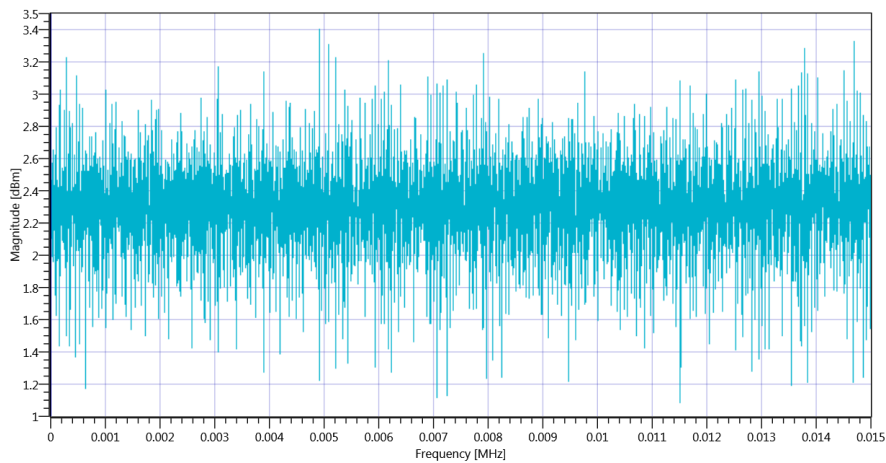
## 43. FCC Part 15.407 Max Output Power and PSD ~ WLAN5Gx n-HT20 mode U-NII-2A

Test References	
TC Start	02.09.2019 10:24:47
System Version	1.0.0.20
Test Specification	FCC Part 15.407
Test Method	KDB789033 D02, F., E.2.e.
Class / TC Version / TC ID	TC_VM_FCC15407_Max_Output_Power_and_PSD_V01 Version: 0.0.1   TCID_FCC15407_3
My Description	FCC 15.407 Max Output Power & PSD - WLAN5Gx n-HT20 mode U-NII-2A
Add. Information	

Test Parameter	
Technology to test	WLAN5Gx n-HT20 mode U-NII-2A
Antenna Port used	1
Temperature	mid
Voltage	mid
Frequency low to test	False   Freq [MHz] 5260
Frequency mid to test	False   Freq [MHz] 5280
Frequency high to test	True   Freq [MHz] 5320
Switched Path	IUT - SignalingUnit - SpectrumAnalyzer
Devices in use	SA: Rohde&Schwarz,FSV-30,1321.3008K30/103170,3.40

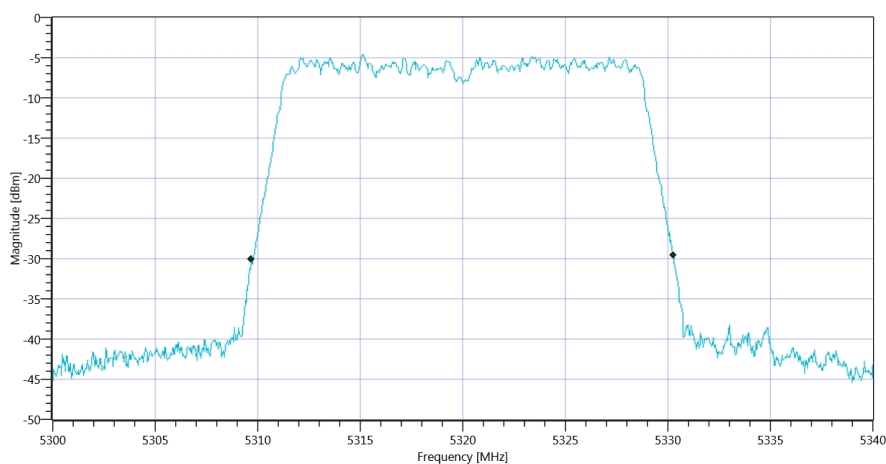
## Test at TX 5320 MHz

RESULT: Duty Cycle evaluation					
Test Description	Lower Limit	Upper Limit	Measured	Unit	Verdict
No enough Bursts detected, Duty Cycle Burst Ratio set to 1					
Duty Cycle (Burst Ratio) max	---	---	1	---	Information
Duty Cycle max	---	---	0	dB	Information
Duty Cycle (Burst Ratio) min	---	---	1	---	Information
Duty Cycle min	---	---	0	dB	Information



Plot\_FCC Part 15.407 Max Output Power and PSD ~ WLAN5Gx n-HT20 mode U-NII-2A 5320 MHz - Duty Cycle\_02092019\_102500.png

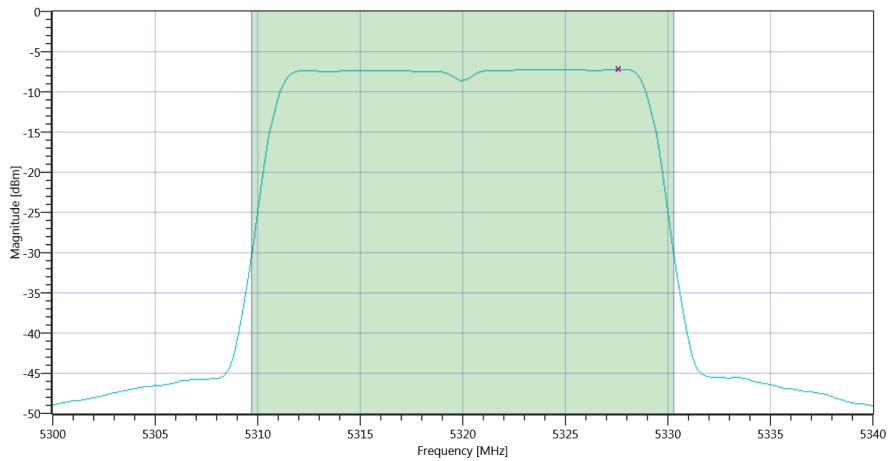
RESULT: TC_VM_FCC15407_Max_Output_Power_and_PSD_V01					
Test Description	Lower Limit	Upper Limit	Measured	Unit	Verdict
Bandwidth 26dB	---	---	20.6	MHz	Information
T1 26dB	---	---	5309.6800	MHz	Information
T2 26dB	---	---	5330.2800	MHz	Information



Plot\_FCC Part 15.407 Max Output Power and PSD ~ WLAN5Gx n-HT20 mode U-NII-2A BW\_02092019\_102508.png

READ SA SETTINGS:	
RefLevel [dBm]   RefLevelOffset [dB]   InpAtt [dB]	13.03   11.39   20
Start [MHz]   Stop [MHz]	5300.000   5340.000
RBW [MHz]   VBW [MHz]	1.000000   3.000000
Detector   TraceMode	RMS   MAXH
Sweep: Time [ms]   Count   Points per Section   Type	8000   1   160   SWE

RESULT: TC_VM_FCC15407_Max_Output_Power_and_PSD_V01					
Test Description	Lower Limit	Upper Limit	Measured	Unit	Verdict
Max Output Power	---	---	4.83	dBm	Information
Duty Cycle Correction	---	---	0	dB	Information
Limit absolute					
Max Output Power DC corrected	---	24	4.83	dBm	PASS
Limit by: 11 dBm + 10 log Bandwidth					
Max Output Power DC corrected	---	24.14	4.83	dBm	PASS



Plot\_FCC Part 15.407 Max Output Power and PSD ~ WLAN5Gx n-HT20 mode U-NII-2A Max OP and PSD\_02092019\_102521.png

RESULT: TC_VM_FCC15407_Max_Output_Power_and_PSD_V01					
Test Description	Lower Limit	Upper Limit	Measured	Unit	Verdict
Power Spectral Density	---	---	-7.19	dBm/1MHz	Information
Duty Cycle Correction	---	---	0	dB	Information
Power Spectral Density DC corrected	---	11	-7.19	dBm/1MHz	PASS

TEST FINISHED		
General Verdict	02.09.2019 10:25:21 / RT: 34 s	PASS

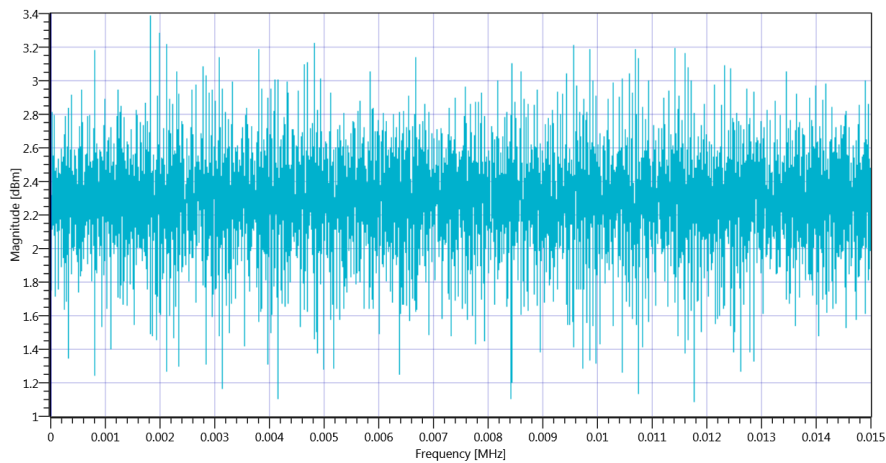
## 44. ISED Max Output Power and PSD ~ WLAN5Gx n-HT20 mode U-NII-2A

Test References	
TC Start	02.09.2019 10:25:25
System Version	1.0.0.20
Test Specification	ISED
Test Method	
Class / TC Version / TC ID	TC_VM_FCC15407_Max_Output_Power_and_PSD_V01 Version: 0.0.1   TCID_FCC15407_3
My Description	ISED Max Output Power & PSD - WLAN5Gx n-HT20 mode U-NII-2A
Add. Information	

Test Parameter	
Technology to test	WLAN5Gx n-HT20 mode U-NII-2A
Antenna Port used	1
Temperature	mid
Voltage	mid
Frequency low to test	False   Freq [MHz] 5260
Frequency mid to test	False   Freq [MHz] 5280
Frequency high to test	True   Freq [MHz] 5320
Switched Path	IUT - SignalingUnit - SpectrumAnalyzer
Devices in use	SA: Rohde&Schwarz,FSV-30,1321.3008K30/103170,3.40

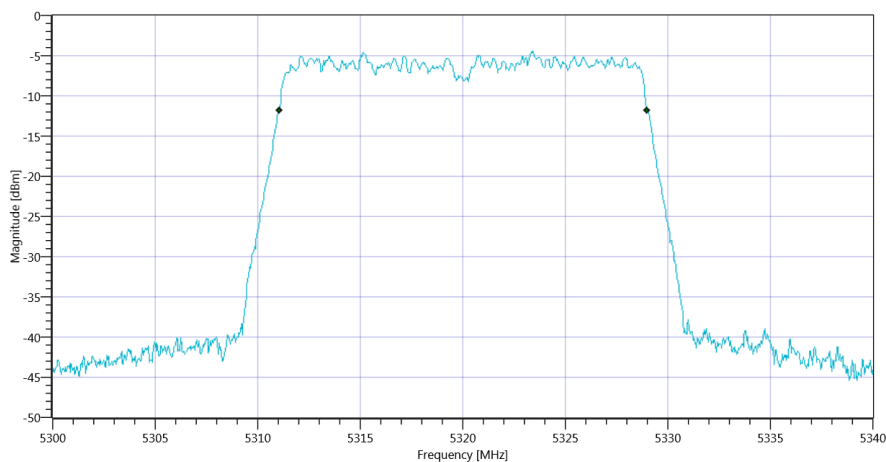
## Test at TX 5320 MHz

RESULT: Duty Cycle evaluation					
Test Description	Lower Limit	Upper Limit	Measured	Unit	Verdict
No enough Bursts detected, Duty Cycle Burst Ratio set to 1					
Duty Cycle (Burst Ratio) max	---	---	1	---	Information
Duty Cycle max	---	---	0	dB	Information
Duty Cycle (Burst Ratio) min	---	---	1	---	Information
Duty Cycle min	---	---	0	dB	Information



Plot\_ISED Max Output Power and PSD ~ WLAN5Gx n-HT20 mode U-NII-2A 5320 MHz - Duty Cycle\_02092019\_102538.png

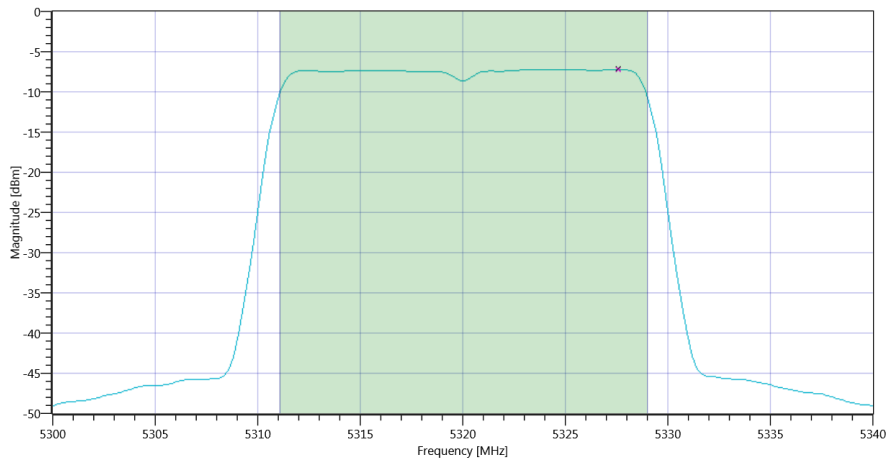
RESULT: TC_VM_FCC15407_Max_Output_Power_and_PSD_V01					
Test Description	Lower Limit	Upper Limit	Measured	Unit	Verdict
Bandwidth 99%	---	---	17.942	MHz	Information
T1 99%	---	---	5311.0490	MHz	Information
T2 99%	---	---	5328.9910	MHz	Information



Plot\_ISED Max Output Power and PSD ~ WLAN5Gx n-HT20 mode U-NII-2A BW\_02092019\_102546.png

READ SA SETTINGS:	
RefLevel [dBm]   RefLevelOffset [dB]   InpAtt [dB]	12.93   11.39   20
Start [MHz]   Stop [MHz]	5300.000   5340.000
RBW [MHz]   VBW [MHz]	1.000000   3.000000
Detector   TraceMode	RMS   MAXH
Sweep: Time [ms]   Count   Points per Section   Type	8000   1   160   SWE

RESULT: TC_VM_FCC15407_Max_Output_Power_and_PSD_V01					
Test Description	Lower Limit	Upper Limit	Measured	Unit	Verdict
Max Output Power	---	---	4.73	dBm	Information
Duty Cycle Correction	---	---	0	dB	Information
Limit absolute					
Max Output Power DC corrected	---	24	4.73	dBm	PASS
Limit by: 11 dBm + 10 log Bandwidth					
Max Output Power DC corrected	---	23.54	4.73	dBm	PASS



Plot\_ISED Max Output Power and PSD ~ WLAN5Gx n-HT20 mode U-NII-2A Max OP and PSD\_02092019\_102559.png

RESULT: TC_VM_FCC15407_Max_Output_Power_and_PSD_V01					
Test Description	Lower Limit	Upper Limit	Measured	Unit	Verdict
Power Spectral Density	---	---	-7.19	dBm/1MHz	Information
Duty Cycle Correction	---	---	0	dB	Information
Power Spectral Density DC corrected	---	11	-7.19	dBm/1MHz	PASS

TEST FINISHED		
General Verdict	02.09.2019 10:26:00 / RT: 34 s	PASS

## 45. FCC Part 15.407 & ISED Bandwidths ~ WLAN5Gx n-HT20 mode U-NII-2A

Test References	
TC Start	02.09.2019 10:26:04
System Version	1.0.0.20
Test Specification	FCC Part 15.407 & ISET RSS-GEN
Test Method	26dB Bandwidth KDB789033 D02, C.1 / ISED RSS-GEN
Class / TC Version / TC ID	TC_VM_FCC15407_Bandwidths_V01 Version: 0.0.1   TCID_FCC15407_1
My Description	FCC 15.407 Bandwidths - WLAN5Gx n-HT20 mode U-NII-2A
Add. Information	

Test Parameter	
Technology to test	WLAN5Gx n-HT20 mode U-NII-2A
Antenna Port used	1
Temperature	mid
Voltage	mid
Frequency low to test	False   Freq [MHz] 5260
Frequency mid to test	False   Freq [MHz] 5280
Frequency high to test	True   Freq [MHz] 5320
Switched Path	IUT - SignalingUnit - SpectrumAnalyzer
Devices in use	SA: Rohde&Schwarz,FSV-30,1321.3008K30/103170,3.40

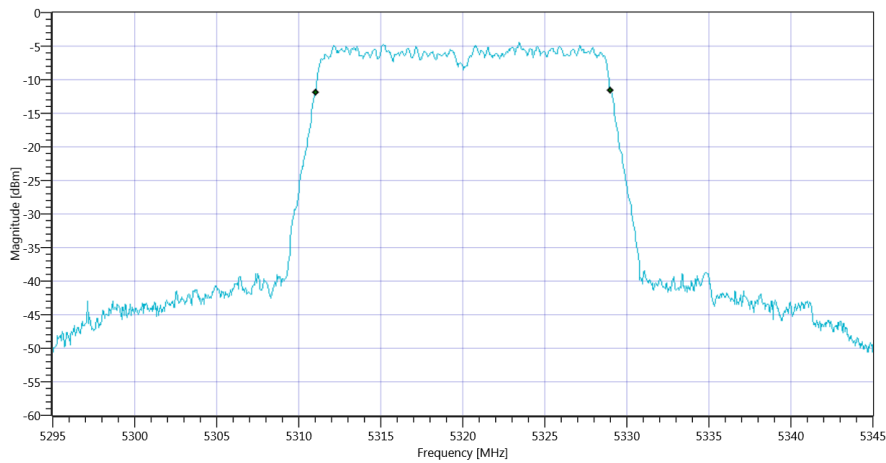
## Test at TX 5320 MHz

### READ SA SETTINGS:

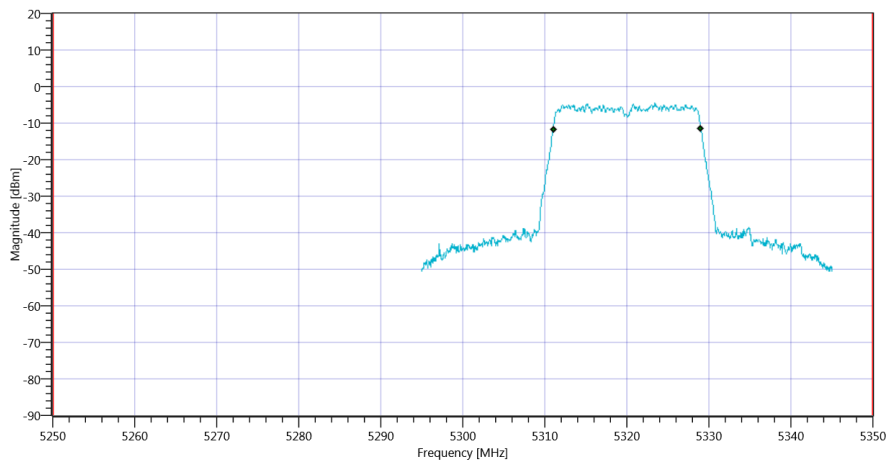
RefLevel [dBm]   RefLevelOffset [dB]   InpAtt [dB]	8.89   11.39   15
Start [MHz]   Stop [MHz]	5295.000   5345.000
RBW [MHz]   VBW [MHz]	0.300000   1.000000
Detector   TraceMode	POS   MAXH
Sweep: Time [ms]   Count   Points per Section   Type	1   2500   1001   SWE

### RESULT: TC\_VM\_FCC15407\_Bandwidths\_V01

Test Description	Lower Limit	Upper Limit	Measured	Unit	Verdict
Bandwidth 99%	---	---	17.932	MHz	Information
T1 99%	5250.000000	---	5311.0589	MHz	PASS since U-NII-1 is supported
T2 99%	---	5350.000000	5328.9910	MHz	PASS



Plot\_FCC Part 15.407 & ISED Bandwidths ~ WLAN5Gx n-HT20 mode U-NII-2A 99PCT\_02092019\_102622.png

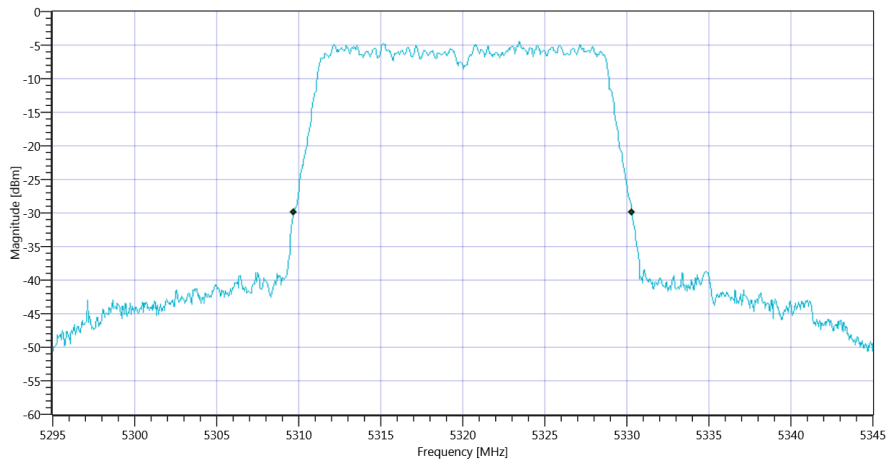


Plot\_FCC Part 15.407 & ISED Bandwidths ~ WLAN5Gx n-HT20 mode U-NII-2A\_02092019\_102624.png

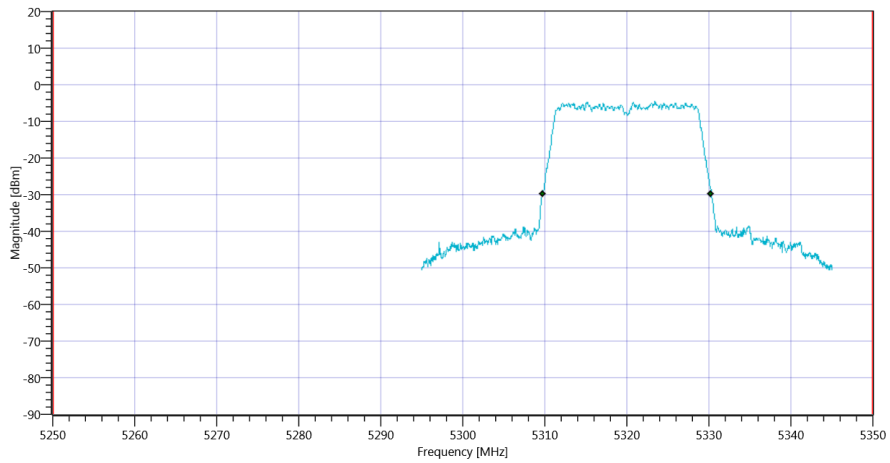
### RESULT: TC\_VM\_FCC15407\_Bandwidths\_V01

Test Description	Lower Limit	Upper Limit	Measured	Unit	Verdict
Bandwidth 26dB	---	---	20.6	MHz	Information
T1 26dB	5250.000000	---	5309.7000	MHz	PASS since U-NII-1 is supported
T2 26dB	---	5350.000000	5330.3000	MHz	PASS





Plot\_FCC Part 15.407 & ISED Bandwidths ~ WLAN5Gx n-HT20 mode U-NII-2A 26dB\_02092019\_102628.png



Plot\_FCC Part 15.407 & ISED Bandwidths ~ WLAN5Gx n-HT20 mode U-NII-2A\_02092019\_102631.png

TEST FINISHED

General Verdict

02.09.2019 10:26:31 / RT: 27 s

PASS

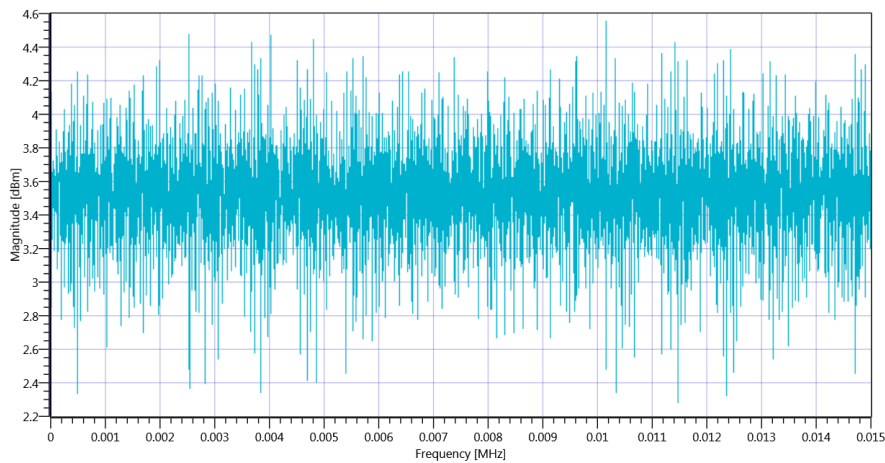
## 46. FCC Part 15.407 Max Output Power and PSD ~ WLAN5Gx n-HT20 mode U-NII-3

Test References	
TC Start	02.09.2019 10:28:25
System Version	1.0.0.20
Test Specification	FCC Part 15.407
Test Method	KDB789033 D02, F., E.2.e.
Class / TC Version / TC ID	TC_VM_FCC15407_Max_Output_Power_and_PSD_V01 Version: 0.0.1   TCID_FCC15407_3
My Description	FCC 15.407 Max Output Power & PSD - WLAN5Gx n-HT20 mode U-NII-3
Add. Information	

Test Parameter	
Technology to test	WLAN5Gx n-HT20 mode U-NII-3
Antenna Port used	1
Temperature	mid
Voltage	mid
Frequency low to test	True   Freq [MHz] 5745
Frequency mid to test	False   Freq [MHz] 5785
Frequency high to test	False   Freq [MHz] 5825
Switched Path	IUT - SignalingUnit - SpectrumAnalyzer
Devices in use	SA: Rohde&Schwarz,FSV-30,1321.3008K30/103170,3.40

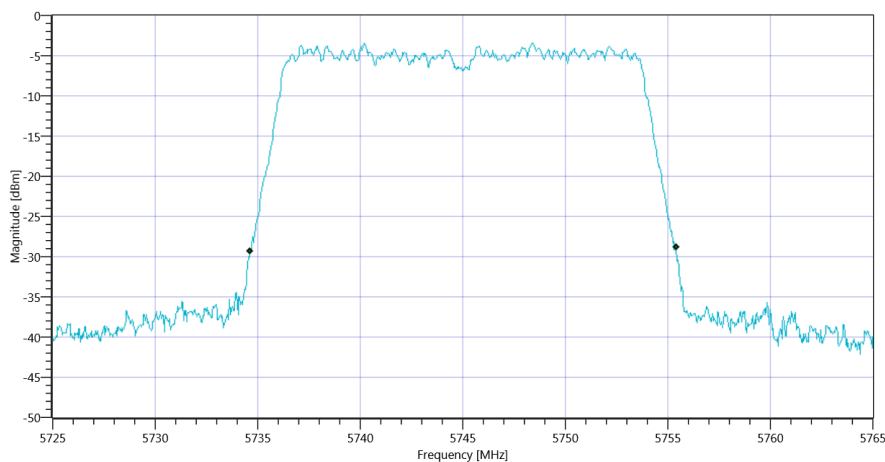
## Test at TX 5745 MHz

RESULT: Duty Cycle evaluation					
Test Description	Lower Limit	Upper Limit	Measured	Unit	Verdict
No enough Bursts detected, Duty Cycle Burst Ratio set to 1					
Duty Cycle (Burst Ratio) max	---	---	1	---	Information
Duty Cycle max	---	---	0	dB	Information
Duty Cycle (Burst Ratio) min	---	---	1	---	Information
Duty Cycle min	---	---	0	dB	Information



Plot\_FCC Part 15.407 Max Output Power and PSD ~ WLAN5Gx n-HT20 mode U-NII-3 5745 MHz - Duty Cycle\_02092019\_102839.png

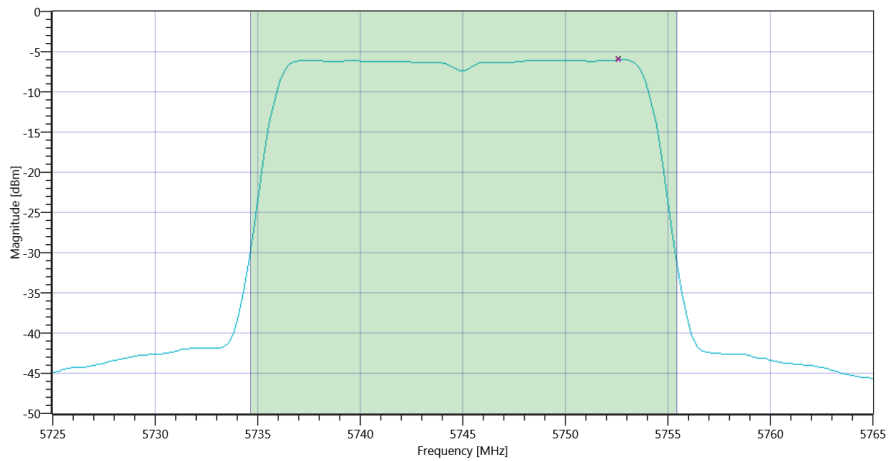
RESULT: TC_VM_FCC15407_Max_Output_Power_and_PSD_V01					
Test Description	Lower Limit	Upper Limit	Measured	Unit	Verdict
Bandwidth 26dB	---	---	20.76	MHz	Information
T1 26dB	---	---	5734.6400	MHz	Information
T2 26dB	---	---	5755.4000	MHz	Information



Plot\_FCC Part 15.407 Max Output Power and PSD ~ WLAN5Gx n-HT20 mode U-NII-3 BW\_02092019\_102846.png

READ SA SETTINGS:	
RefLevel [dBm]   RefLevelOffset [dB]   InpAtt [dB]	13.63   11.83   20
Start [MHz]   Stop [MHz]	5725.000   5765.000
RBW [MHz]   VBW [MHz]	1.000000   3.000000
Detector   TraceMode	RMS   MAXH
Sweep: Time [ms]   Count   Points per Section   Type	8000   1   160   SWE

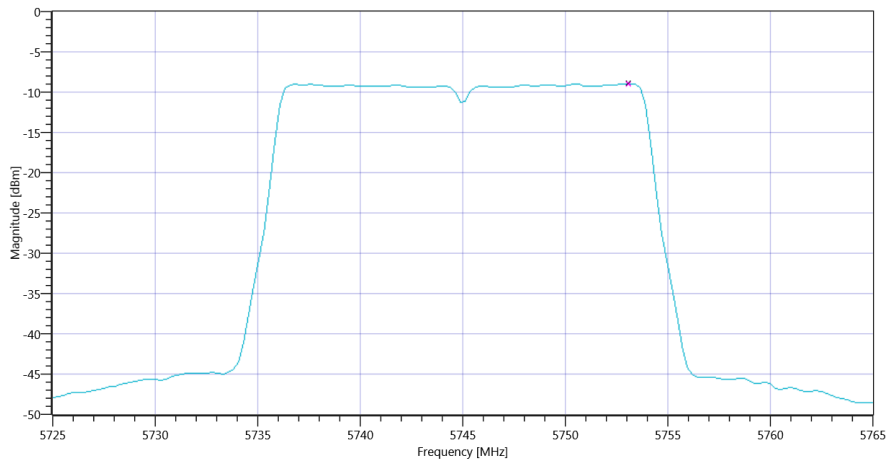
RESULT: TC_VM_FCC15407_Max_Output_Power_and_PSD_V01					
Test Description	Lower Limit	Upper Limit	Measured	Unit	Verdict
Max Output Power	---	---	6	dBm	Information
Duty Cycle Correction	---	---	0	dB	Information
Limit absolute					
Max Output Power DC corrected	---	30	6	dBm	PASS
Limit by: 11 dBm + 10 log Bandwidth					
Max Output Power DC corrected	---	24.17	6	dBm	not applicable



Plot\_FCC Part 15.407 Max Output Power and PSD ~ WLAN5Gx n-HT20 mode U-NII-3 Max OP and PSD\_02092019\_102859.png

READ SA SETTINGS:	
RefLevel [dBm]   RefLevelOffset [dB]   InpAtt [dB]	13.63   11.83   20
Start [MHz]   Stop [MHz]	5725.000   5765.000
RBW [MHz]   VBW [MHz]	0.500000   3.000000
Detector   TraceMode	RMS   MAXH
Sweep: Time [ms]   Count   Points per Section   Type	8000   1   160   SWE

RESULT: TC_VM_FCC15407_Max_Output_Power_and_PSD_V01					
Test Description	Lower Limit	Upper Limit	Measured	Unit	Verdict
Power Spectral Density	---	---	-8.97	dBm/0.5MHz	Information
Duty Cycle Correction	---	---	0	dB	Information
Power Spectral Density DC corrected	---	30	-6.03	dBm/0.5MHz	PASS



Plot\_FCC Part 15.407 Max Output Power and PSD ~ WLAN5Gx n-HT20 mode U-NII-3 PSD UNII-3\_02092019\_102911.png

TEST FINISHED

General Verdict

02.09.2019 10:29:11 / RT: 45 s

PASS

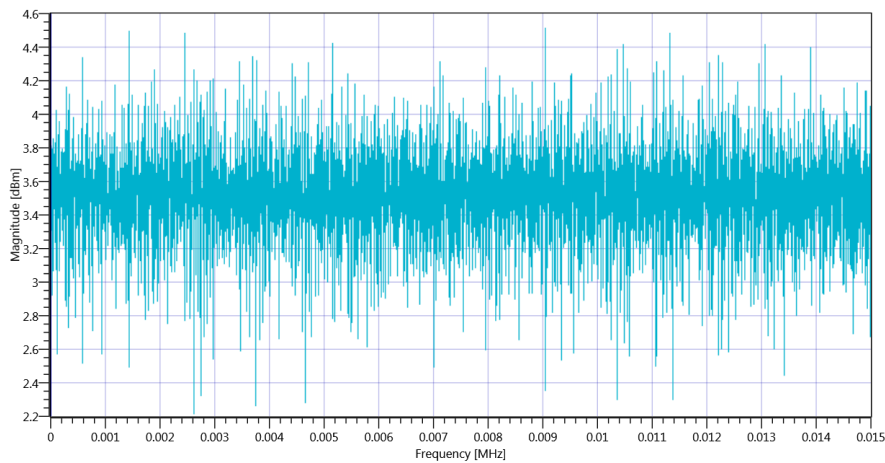
## 47. ISED Max Output Power and PSD ~ WLAN5Gx n-HT20 mode U-NII-3

Test References	
TC Start	02.09.2019 10:29:15
System Version	1.0.0.20
Test Specification	ISED
Test Method	
Class / TC Version / TC ID	TC_VM_FCC15407_Max_Output_Power_and_PSD_V01 Version: 0.0.1   TCID_FCC15407_3
My Description	ISED Max Output Power & PSD - WLAN5Gx n-HT20 mode U-NII-3
Add. Information	

Test Parameter	
Technology to test	WLAN5Gx n-HT20 mode U-NII-3
Antenna Port used	1
Temperature	mid
Voltage	mid
Frequency low to test	True   Freq [MHz] 5745
Frequency mid to test	False   Freq [MHz] 5785
Frequency high to test	False   Freq [MHz] 5825
Switched Path	IUT - SignalingUnit - SpectrumAnalyzer
Devices in use	SA: Rohde&Schwarz,FSV-30,1321.3008K30/103170,3.40

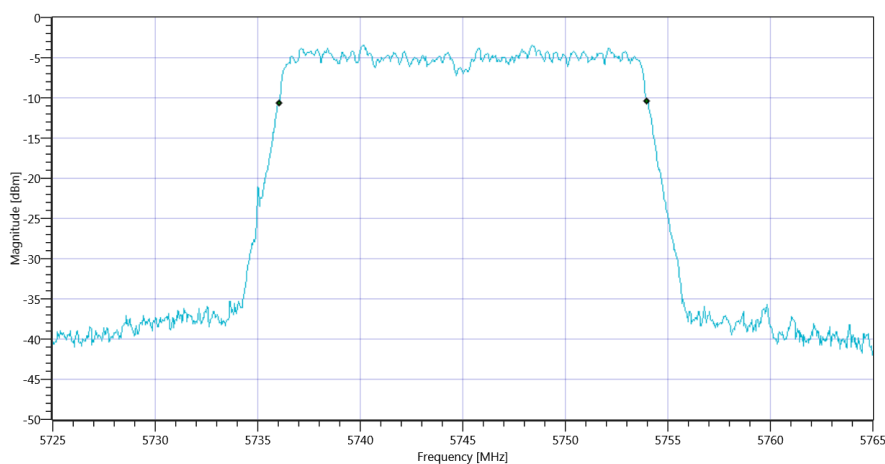
## Test at TX 5745 MHz

RESULT: Duty Cycle evaluation					
Test Description	Lower Limit	Upper Limit	Measured	Unit	Verdict
No enough Bursts detected, Duty Cycle Burst Ratio set to 1					
Duty Cycle (Burst Ratio) max	---	---	1	---	Information
Duty Cycle max	---	---	0	dB	Information
Duty Cycle (Burst Ratio) min	---	---	1	---	Information
Duty Cycle min	---	---	0	dB	Information



Plot\_ISED Max Output Power and PSD ~ WLAN5Gx n-HT20 mode U-NII-3 5745 MHz - Duty Cycle\_02092019\_102928.png

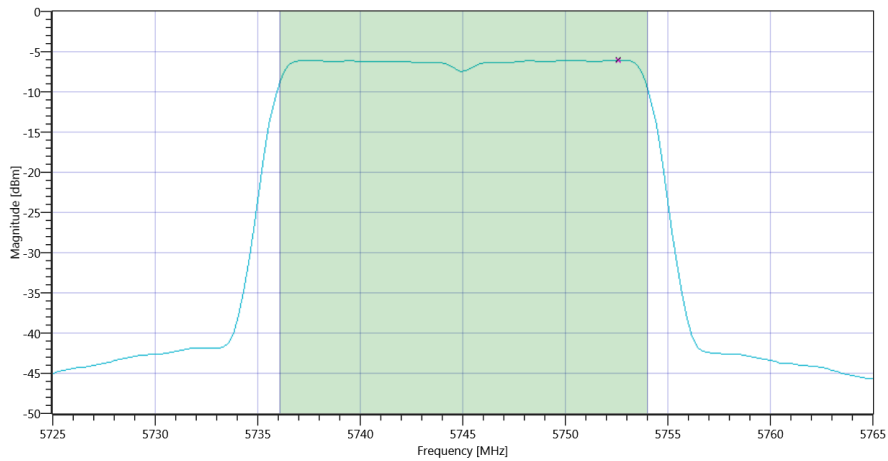
RESULT: TC_VM_FCC15407_Max_Output_Power_and_PSD_V01					
Test Description	Lower Limit	Upper Limit	Measured	Unit	Verdict
Bandwidth 99%	---	---	17.942	MHz	Information
T1 99%	---	---	5736.0490	MHz	Information
T2 99%	---	---	5753.9910	MHz	Information



Plot\_ISED Max Output Power and PSD ~ WLAN5Gx n-HT20 mode U-NII-3 BW\_02092019\_102936.png

READ SA SETTINGS:	
RefLevel [dBm]   RefLevelOffset [dB]   InpAtt [dB]	14.08   11.83   20
Start [MHz]   Stop [MHz]	5725.000   5765.000
RBW [MHz]   VBW [MHz]	1.000000   3.000000
Detector   TraceMode	RMS   MAXH
Sweep: Time [ms]   Count   Points per Section   Type	8000   1   160   SWE

RESULT: TC_VM_FCC15407_Max_Output_Power_and_PSD_V01					
Test Description	Lower Limit	Upper Limit	Measured	Unit	Verdict
Max Output Power	---	---	5.9	dBm	Information
Duty Cycle Correction	---	---	0	dB	Information
Limit absolute					
Max Output Power DC corrected	---	30	5.9	dBm	PASS
Limit by: 11 dBm + 10 log Bandwidth					
Max Output Power DC corrected	---	23.54	5.9	dBm	not applicable

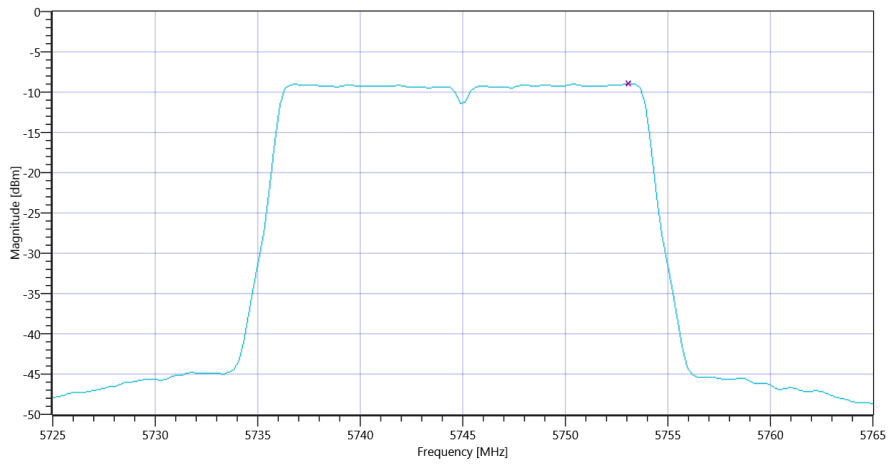


Plot\_ISED Max Output Power and PSD ~ WLAN5Gx n-HT20 mode U-NII-3 Max OP and PSD\_02092019\_102949.png

READ SA SETTINGS:	
RefLevel [dBm]   RefLevelOffset [dB]   InpAtt [dB]	14.08   11.83   20
Start [MHz]   Stop [MHz]	5725.000   5765.000
RBW [MHz]   VBW [MHz]	0.500000   3.000000
Detector   TraceMode	RMS   MAXH
Sweep: Time [ms]   Count   Points per Section   Type	8000   1   160   SWE

RESULT: TC_VM_FCC15407_Max_Output_Power_and_PSD_V01					
Test Description	Lower Limit	Upper Limit	Measured	Unit	Verdict
Power Spectral Density	---	---	-8.99	dBm/0.5MHz	Information
Duty Cycle Correction	---	---	0	dB	Information
Power Spectral Density DC corrected	---	30	-6.05	dBm/0.5MHz	PASS





Plot\_ISED Max Output Power and PSD ~ WLAN5Gx n-HT20 mode U-NII-3 PSD UNII-3\_02092019\_103001.png

TEST FINISHED

General Verdict

02.09.2019 10:30:01 / RT: 46 s

PASS

## 48. FCC Part 15.407 & ISED Bandwidths ~ WLAN5Gx n-HT20 mode U-NII-3

Test References	
TC Start	02.09.2019 10:30:05
System Version	1.0.0.20
Test Specification	FCC Part 15.407 & ISET RSS-GEN
Test Method	26dB Bandwidth KDB789033 D02, C.1 / ISED RSS-GEN
Class / TC Version / TC ID	TC_VM_FCC15407_Bandwidths_V01 Version: 0.0.1   TCID_FCC15407_1
My Description	FCC 15.407 Bandwidths - WLAN5Gx n-HT20 mode U-NII-3
Add. Information	

Test Parameter	
Technology to test	WLAN5Gx n-HT20 mode U-NII-3
Antenna Port used	1
Temperature	mid
Voltage	mid
Frequency low to test	True   Freq [MHz] 5745
Frequency mid to test	False   Freq [MHz] 5785
Frequency high to test	False   Freq [MHz] 5825
Switched Path	IUT - SignalingUnit - SpectrumAnalyzer
Devices in use	SA: Rohde&Schwarz,FSV-30,1321.3008K30/103170,3.40

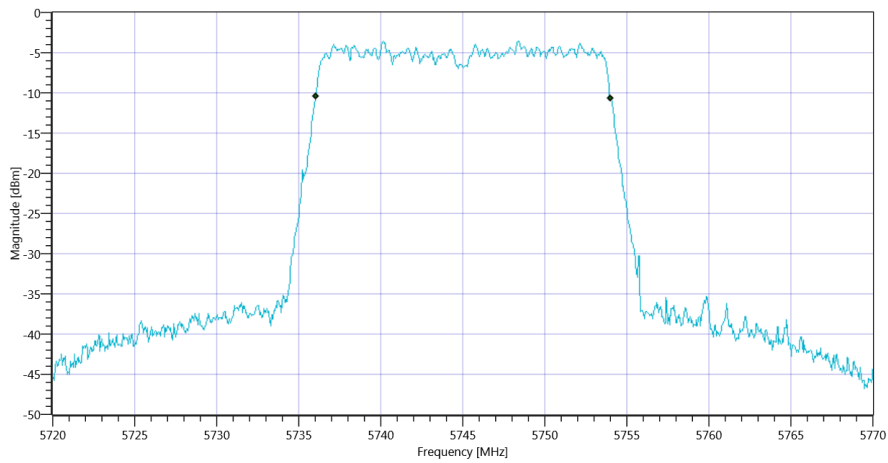
## Test at TX 5745 MHz

### READ SA SETTINGS:

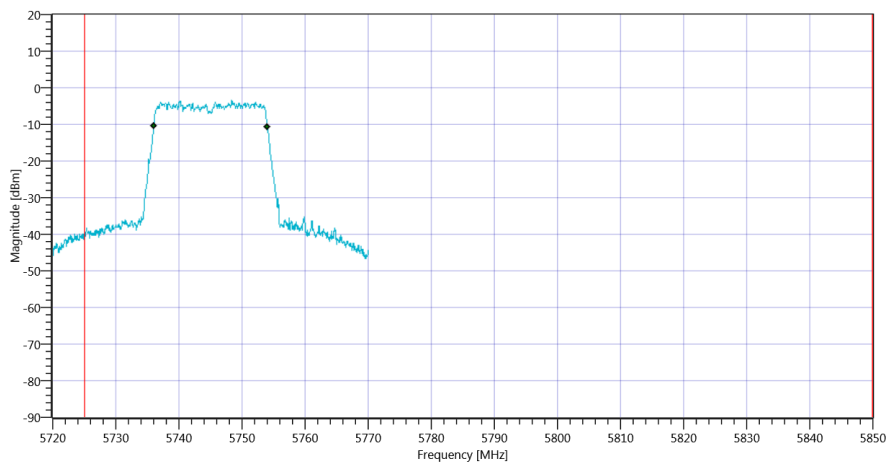
RefLevel [dBm]   RefLevelOffset [dB]   InpAtt [dB]	9.90   11.83   15
Start [MHz]   Stop [MHz]	5720.000   5770.000
RBW [MHz]   VBW [MHz]	0.300000   1.000000
Detector   TraceMode	POS   MAXH
Sweep: Time [ms]   Count   Points per Section   Type	1   2500   1001   SWE

### RESULT: TC\_VM\_FCC15407\_Bandwidths\_V01

Test Description	Lower Limit	Upper Limit	Measured	Unit	Verdict
Bandwidth 99%	---	---	17.982	MHz	Information
T1 99%	5725.000000	---	5736.0589	MHz	PASS
T2 99%	---	5850.000000	5754.0410	MHz	PASS



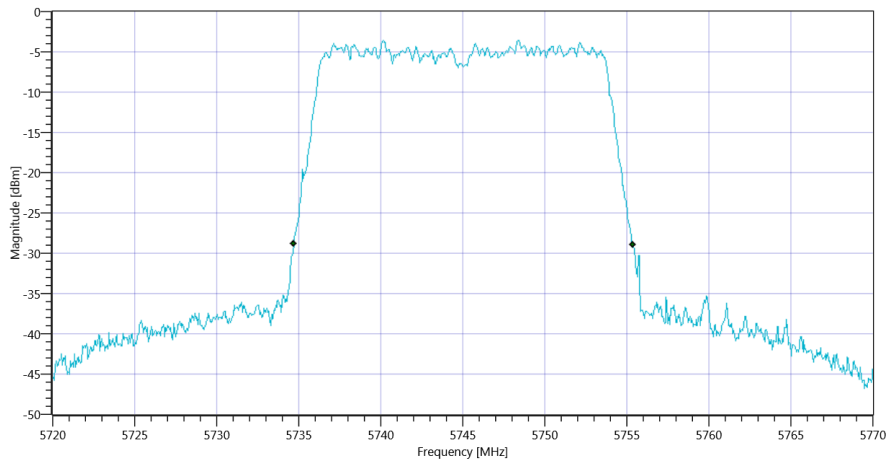
Plot\_FCC Part 15.407 & ISED Bandwidths ~ WLAN5Gx n-HT20 mode U-NII-3 99PCT\_02092019\_103024.png



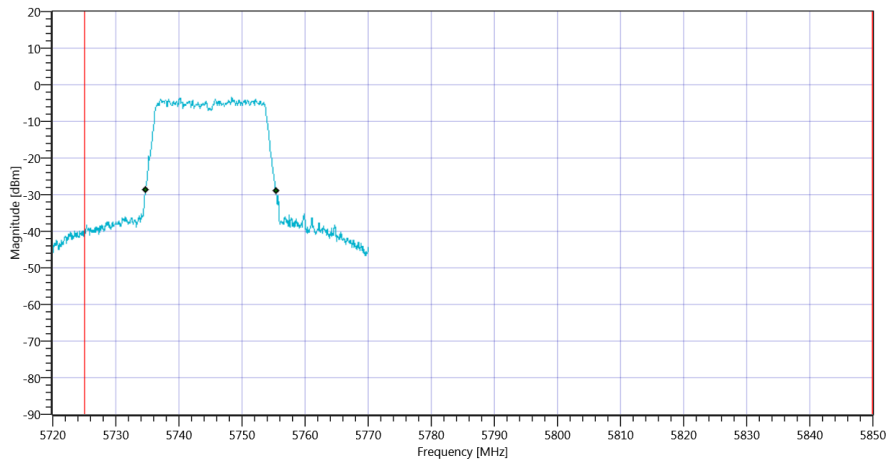
Plot\_FCC Part 15.407 & ISED Bandwidths ~ WLAN5Gx n-HT20 mode U-NII-3\_02092019\_103026.png

### RESULT: TC\_VM\_FCC15407\_Bandwidths\_V01

Test Description	Lower Limit	Upper Limit	Measured	Unit	Verdict
Bandwidth 26dB	---	---	20.7	MHz	Information
T1 26dB	5725.000000	---	5734.7000	MHz	PASS
T2 26dB	---	5850.000000	5755.4000	MHz	PASS



Plot\_FCC Part 15.407 & ISED Bandwidths ~ WLAN5Gx n-HT20 mode U-NII-3 26dB\_02092019\_103030.png



Plot\_FCC Part 15.407 & ISED Bandwidths ~ WLAN5Gx n-HT20 mode U-NII-3\_02092019\_103033.png

TEST FINISHED

General Verdict

02.09.2019 10:30:33 / RT: 27 s

PASS

## 49. FCC Part 15.407 & ISED Minimum Emission BW ~ WLAN5Gx n-HT20 mode U-NII-3

Test References	
TC Start	02.09.2019 10:30:37
System Version	1.0.0.20
Test Specification	FCC Part 15.407
Test Method	KDB789033 D02, C.2.
Class / TC Version / TC ID	TC_VM_FCC15407_Min_Emission_BW_V01 Version: 0.0.1   TCID_FCC15407_2
My Description	FCC 15.407 Min Emission Bandwidth - WLAN5Gx n-HT20 mode U-NII-3
Add. Information	

Test Parameter	
Technology to test	WLAN5Gx n-HT20 mode U-NII-3
Antenna Port used	1
Temperature	mid
Voltage	mid
Frequency low to test	True   Freq [MHz] 5745
Frequency mid to test	False   Freq [MHz] 5785
Frequency high to test	False   Freq [MHz] 5825
Switched Path	IUT - SignalingUnit - SpectrumAnalyzer
Devices in use	SA: Rohde&Schwarz,FSV-30,1321.3008K30/103170,3.40

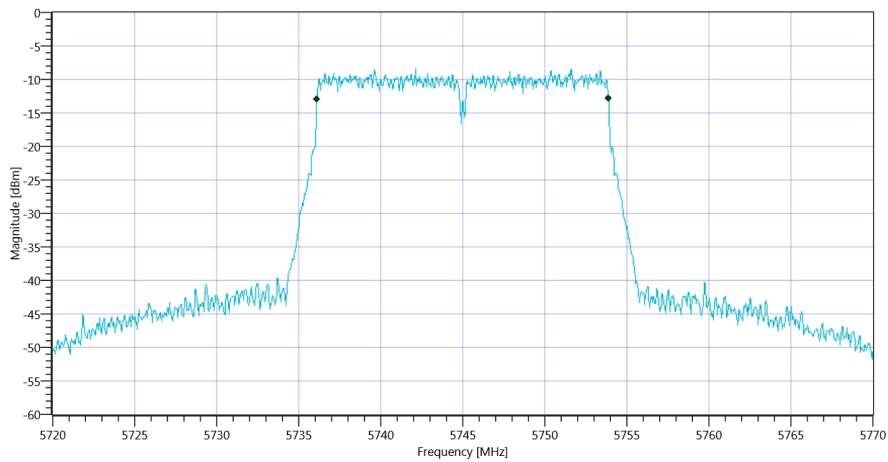
## Test at TX 5745 MHz

### READ SA SETTINGS:

RefLevel [dBm]   RefLevelOffset [dB]   InpAtt [dB]	13.76   11.83   20
Start [MHz]   Stop [MHz]	5720.000   5770.000
RBW [MHz]   VBW [MHz]	0.100000   0.300000
Detector   TraceMode	POS   MAXH
Sweep: Time [ms]   Count   Points per Section   Type	2   1500   1001   SWE

### RESULT: TC\_VM\_FCC15407\_Min\_Emission\_BW\_V01

Test Description	Lower Limit	Upper Limit	Measured	Unit	Verdict
Bandwidth (6dB)	0.500	---	17.8	MHz	PASS



Plot\_FCC Part 15.407 & ISED Minimum Emission BW ~ WLAN5Gx n-HT20 mode U-NII-3\_02092019\_103113.png

### TEST FINISHED

General Verdict	02.09.2019 10:31:13 / RT: 36 s	PASS
-----------------	--------------------------------	------

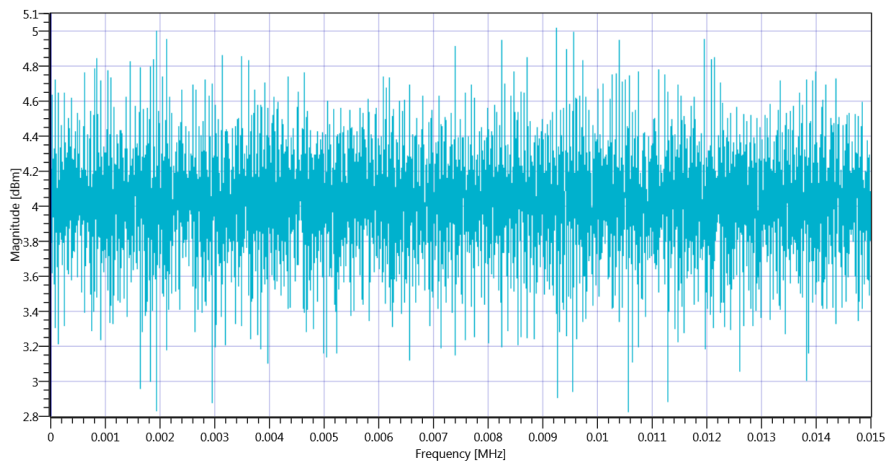
## 50. FCC Part 15.407 Max Output Power and PSD ~ WLAN5Gx n-HT20 mode U-NII-3

Test References	
TC Start	02.09.2019 10:31:52
System Version	1.0.0.20
Test Specification	FCC Part 15.407
Test Method	KDB789033 D02, F., E.2.e.
Class / TC Version / TC ID	TC_VM_FCC15407_Max_Output_Power_and_PSD_V01 Version: 0.0.1   TCID_FCC15407_3
My Description	FCC 15.407 Max Output Power & PSD - WLAN5Gx n-HT20 mode U-NII-3
Add. Information	

Test Parameter	
Technology to test	WLAN5Gx n-HT20 mode U-NII-3
Antenna Port used	1
Temperature	mid
Voltage	mid
Frequency low to test	False   Freq [MHz] 5745
Frequency mid to test	True   Freq [MHz] 5785
Frequency high to test	False   Freq [MHz] 5825
Switched Path	IUT - SignalingUnit - SpectrumAnalyzer
Devices in use	SA: Rohde&Schwarz,FSV-30,1321.3008K30/103170,3.40

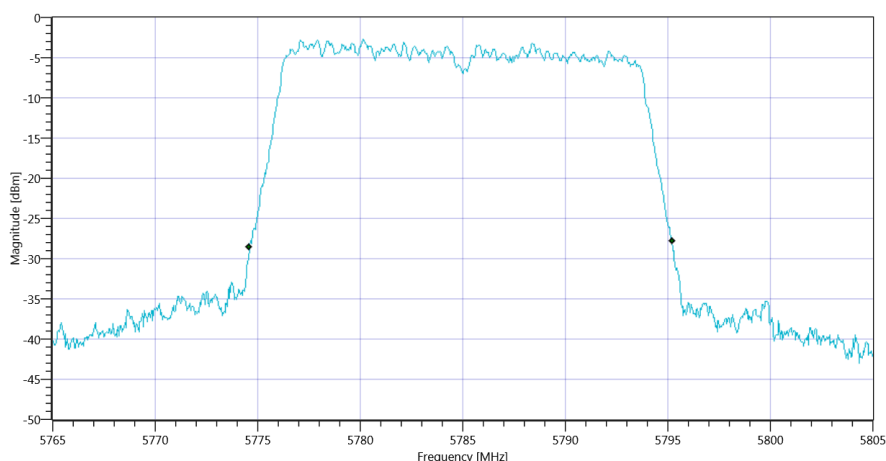
## Test at TX 5785 MHz

RESULT: Duty Cycle evaluation					
Test Description	Lower Limit	Upper Limit	Measured	Unit	Verdict
No enough Bursts detected, Duty Cycle Burst Ratio set to 1					
Duty Cycle (Burst Ratio) max	---	---	1	---	Information
Duty Cycle max	---	---	0	dB	Information
Duty Cycle (Burst Ratio) min	---	---	1	---	Information
Duty Cycle min	---	---	0	dB	Information



Plot\_FCC Part 15.407 Max Output Power and PSD ~ WLAN5Gx n-HT20 mode U-NII-3 5785 MHz - Duty Cycle\_02092019\_103205.png

RESULT: TC_VM_FCC15407_Max_Output_Power_and_PSD_V01					
Test Description	Lower Limit	Upper Limit	Measured	Unit	Verdict
Bandwidth 26dB	---	---	20.6	MHz	Information
T1 26dB	---	---	5774.6000	MHz	Information
T2 26dB	---	---	5795.2000	MHz	Information

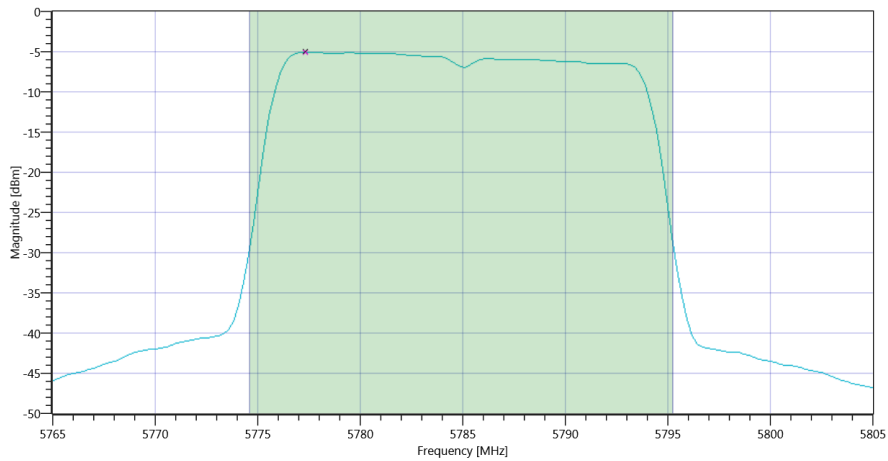


Plot\_FCC Part 15.407 Max Output Power and PSD ~ WLAN5Gx n-HT20 mode U-NII-3 BW\_02092019\_103212.png

READ SA SETTINGS:	
RefLevel [dBm]   RefLevelOffset [dB]   InpAtt [dB]	14.93   11.63   20
Start [MHz]   Stop [MHz]	5765.000   5805.000
RBW [MHz]   VBW [MHz]	1.000000   3.000000
Detector   TraceMode	RMS   MAXH
Sweep: Time [ms]   Count   Points per Section   Type	8000   1   160   SWE



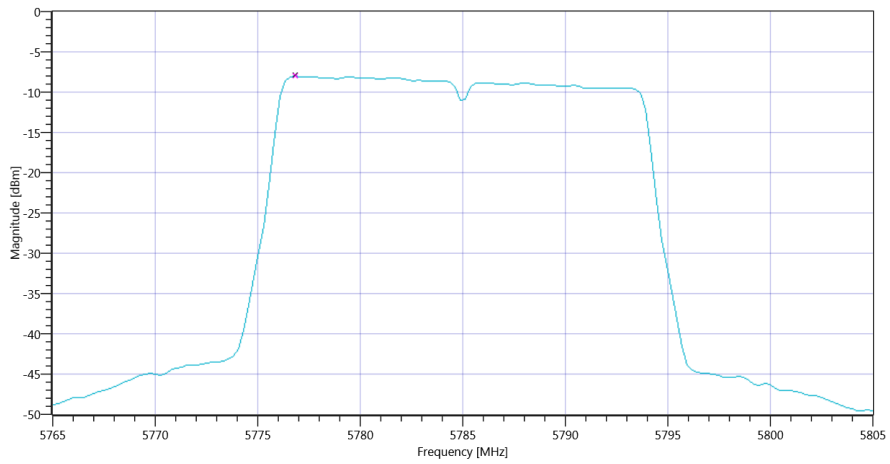
RESULT: TC_VM_FCC15407_Max_Output_Power_and_PSD_V01					
Test Description	Lower Limit	Upper Limit	Measured	Unit	Verdict
Max Output Power	---	---	6.46	dBm	Information
Duty Cycle Correction	---	---	0	dB	Information
Limit absolute					
Max Output Power DC corrected	---	30	6.46	dBm	PASS
Limit by: 11 dBm + 10 log Bandwidth					
Max Output Power DC corrected	---	24.14	6.46	dBm	not applicable



Plot\_FCC Part 15.407 Max Output Power and PSD ~ WLAN5Gx n-HT20 mode U-NII-3 Max OP and PSD\_02092019\_103225.png

READ SA SETTINGS:	
RefLevel [dBm]   RefLevelOffset [dB]   InpAtt [dB]	14.93   11.63   20
Start [MHz]   Stop [MHz]	5765.000   5805.000
RBW [MHz]   VBW [MHz]	0.500000   3.000000
Detector   TraceMode	RMS   MAXH
Sweep: Time [ms]   Count   Points per Section   Type	8000   1   160   SWE

RESULT: TC_VM_FCC15407_Max_Output_Power_and_PSD_V01					
Test Description	Lower Limit	Upper Limit	Measured	Unit	Verdict
Power Spectral Density	---	---	-8.06	dBm/0.5MHz	Information
Duty Cycle Correction	---	---	0	dB	Information
Power Spectral Density DC corrected	---	30	-5.07	dBm/0.5MHz	PASS



Plot\_FCC Part 15.407 Max Output Power and PSD ~ WLAN5Gx n-HT20 mode U-NII-3 PSD UNII-3\_02092019\_103238.png

TEST FINISHED

General Verdict

02.09.2019 10:32:38 / RT: 46 s

PASS

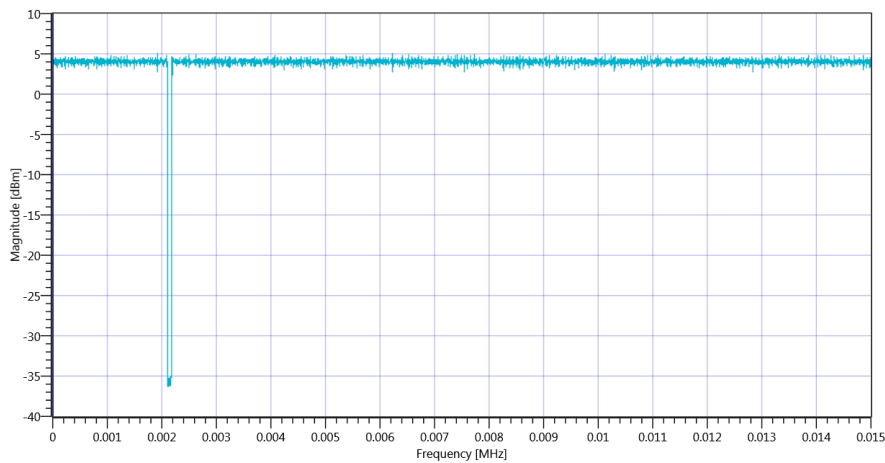
## 51. ISED Max Output Power and PSD ~ WLAN5Gx n-HT20 mode U-NII-3

Test References	
TC Start	02.09.2019 10:32:42
System Version	1.0.0.20
Test Specification	ISED
Test Method	
Class / TC Version / TC ID	TC_VM_FCC15407_Max_Output_Power_and_PSD_V01 Version: 0.0.1   TCID_FCC15407_3
My Description	ISED Max Output Power & PSD - WLAN5Gx n-HT20 mode U-NII-3
Add. Information	

Test Parameter	
Technology to test	WLAN5Gx n-HT20 mode U-NII-3
Antenna Port used	1
Temperature	mid
Voltage	mid
Frequency low to test	False   Freq [MHz] 5745
Frequency mid to test	True   Freq [MHz] 5785
Frequency high to test	False   Freq [MHz] 5825
Switched Path	IUT - SignalingUnit - SpectrumAnalyzer
Devices in use	SA: Rohde&Schwarz,FSV-30,1321.3008K30/103170,3.40

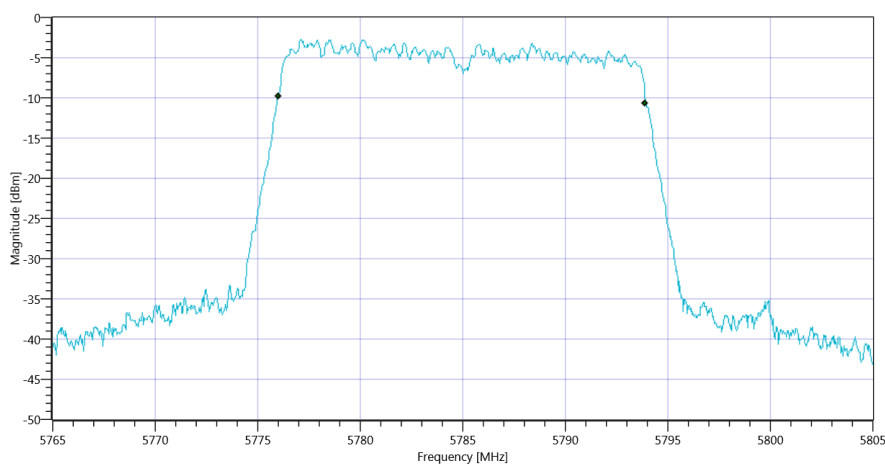
## Test at TX 5785 MHz

RESULT: Duty Cycle evaluation					
Test Description	Lower Limit	Upper Limit	Measured	Unit	Verdict
No enough Bursts detected, Duty Cycle Burst Ratio set to 1					
Duty Cycle (Burst Ratio) max	---	---	1	---	Information
Duty Cycle max	---	---	0	dB	Information
Duty Cycle (Burst Ratio) min	---	---	1	---	Information
Duty Cycle min	---	---	0	dB	Information



Plot\_ISED Max Output Power and PSD ~ WLAN5Gx n-HT20 mode U-NII-3 5785 MHz - Duty Cycle\_02092019\_103255.png

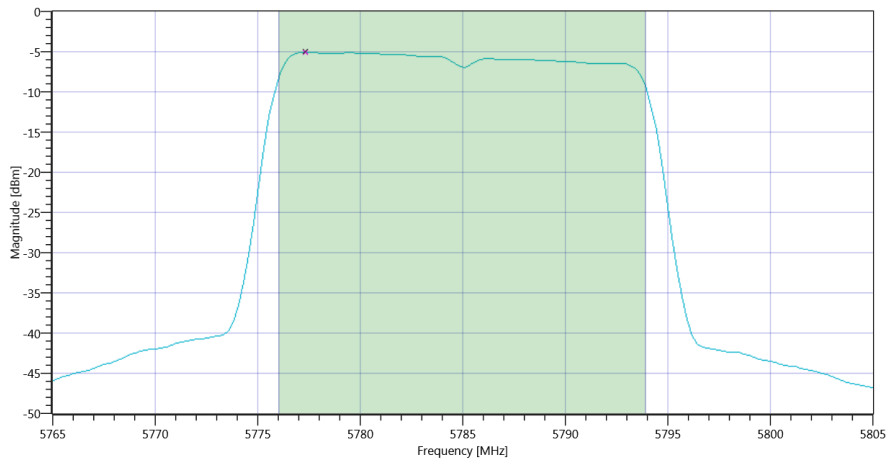
RESULT: TC_VM_FCC15407_Max_Output_Power_and_PSD_V01					
Test Description	Lower Limit	Upper Limit	Measured	Unit	Verdict
Bandwidth 99%	---	---	17.902	MHz	Information
T1 99%	---	---	5776.0090	MHz	Information
T2 99%	---	---	5793.9111	MHz	Information



Plot\_ISED Max Output Power and PSD ~ WLAN5Gx n-HT20 mode U-NII-3 BW\_02092019\_103303.png

READ SA SETTINGS:	
RefLevel [dBm]   RefLevelOffset [dB]   InpAtt [dB]	14.56   11.63   20
Start [MHz]   Stop [MHz]	5765.000   5805.000
RBW [MHz]   VBW [MHz]	1.000000   3.000000
Detector   TraceMode	RMS   MAXH
Sweep: Time [ms]   Count   Points per Section   Type	8000   1   160   SWE

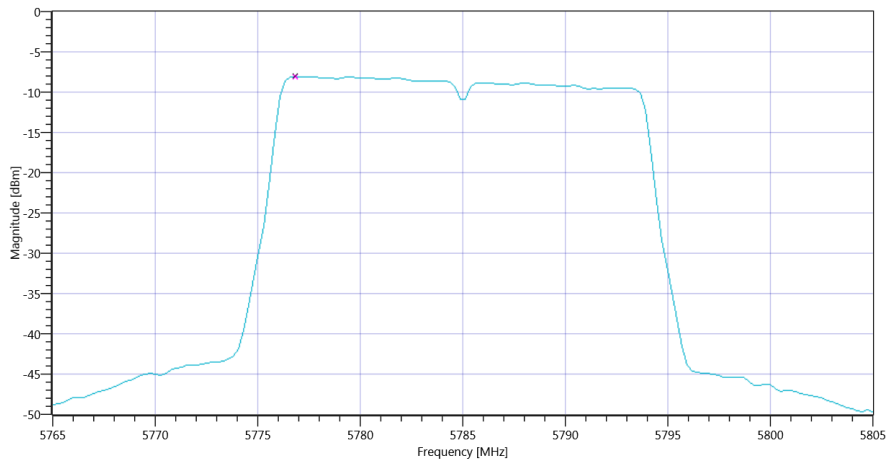
RESULT: TC_VM_FCC15407_Max_Output_Power_and_PSD_V01					
Test Description	Lower Limit	Upper Limit	Measured	Unit	Verdict
Max Output Power	---	---	6.36	dBm	Information
Duty Cycle Correction	---	---	0	dB	Information
Limit absolute					
Max Output Power DC corrected	---	30	6.36	dBm	PASS
Limit by: 11 dBm + 10 log Bandwidth					
Max Output Power DC corrected	---	23.53	6.36	dBm	not applicable



Plot\_ISED Max Output Power and PSD ~ WLAN5Gx n-HT20 mode U-NII-3 Max OP and PSD\_02092019\_103316.png

READ SA SETTINGS:	
RefLevel [dBm]   RefLevelOffset [dB]   InpAtt [dB]	14.56   11.63   20
Start [MHz]   Stop [MHz]	5765.000   5805.000
RBW [MHz]   VBW [MHz]	0.500000   3.000000
Detector   TraceMode	RMS   MAXH
Sweep: Time [ms]   Count   Points per Section   Type	8000   1   160   SWE

RESULT: TC_VM_FCC15407_Max_Output_Power_and_PSD_V01					
Test Description	Lower Limit	Upper Limit	Measured	Unit	Verdict
Power Spectral Density	---	---	-8.07	dBm/0.5MHz	Information
Duty Cycle Correction	---	---	0	dB	Information
Power Spectral Density DC corrected	---	30	-5.08	dBm/0.5MHz	PASS



Plot\_ISED Max Output Power and PSD ~ WLAN5Gx n-HT20 mode U-NII-3 PSD UNII-3\_02092019\_103328.png

TEST FINISHED

General Verdict

02.09.2019 10:33:28 / RT: 46 s

PASS

## 52. FCC Part 15.407 & ISED Bandwidths ~ WLAN5Gx n-HT20 mode U-NII-3

Test References	
TC Start	02.09.2019 10:33:32
System Version	1.0.0.20
Test Specification	FCC Part 15.407 & ISET RSS-GEN
Test Method	26dB Bandwidth KDB789033 D02, C.1 / ISED RSS-GEN
Class / TC Version / TC ID	TC_VM_FCC15407_Bandwidths_V01 Version: 0.0.1   TCID_FCC15407_1
My Description	FCC 15.407 Bandwidths - WLAN5Gx n-HT20 mode U-NII-3
Add. Information	

Test Parameter	
Technology to test	WLAN5Gx n-HT20 mode U-NII-3
Antenna Port used	1
Temperature	mid
Voltage	mid
Frequency low to test	False   Freq [MHz] 5745
Frequency mid to test	True   Freq [MHz] 5785
Frequency high to test	False   Freq [MHz] 5825
Switched Path	IUT - SignalingUnit - SpectrumAnalyzer
Devices in use	SA: Rohde&Schwarz,FSV-30,1321.3008K30/103170,3.40

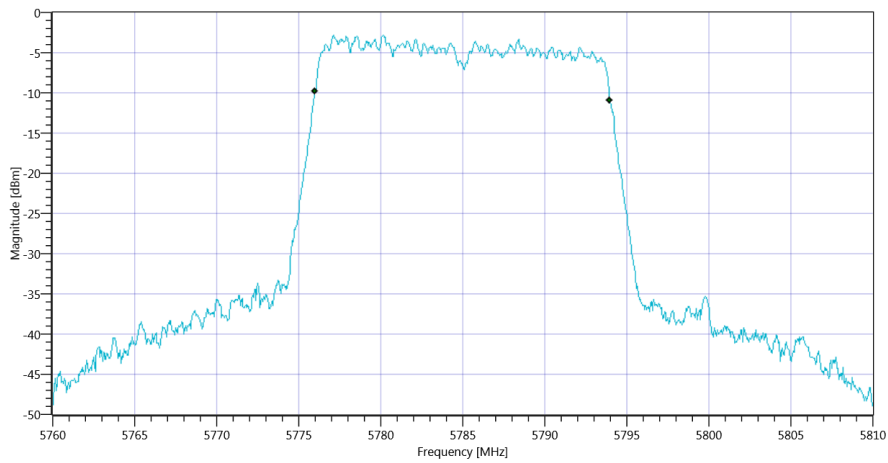
## Test at TX 5785 MHz

### READ SA SETTINGS:

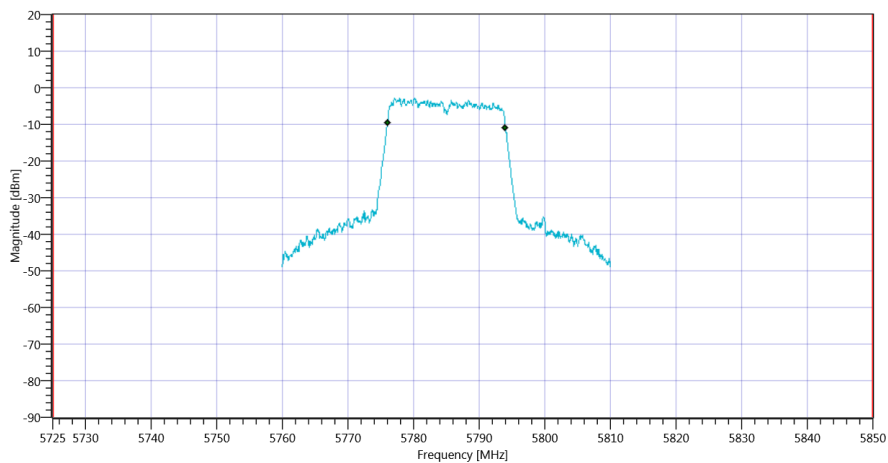
RefLevel [dBm]   RefLevelOffset [dB]   InpAtt [dB]	10.72   11.63   15
Start [MHz]   Stop [MHz]	5760.000   5810.000
RBW [MHz]   VBW [MHz]	0.300000   1.000000
Detector   TraceMode	POS   MAXH
Sweep: Time [ms]   Count   Points per Section   Type	1   2500   1001   SWE

### RESULT: TC\_VM\_FCC15407\_Bandwidths\_V01

Test Description	Lower Limit	Upper Limit	Measured	Unit	Verdict
Bandwidth 99%	---	---	17.932	MHz	Information
T1 99%	5725.000000	---	5776.0090	MHz	PASS
T2 99%	---	5850.000000	5793.9411	MHz	PASS



Plot\_FCC Part 15.407 & ISED Bandwidths ~ WLAN5Gx n-HT20 mode U-NII-3 99PCT\_02092019\_103350.png

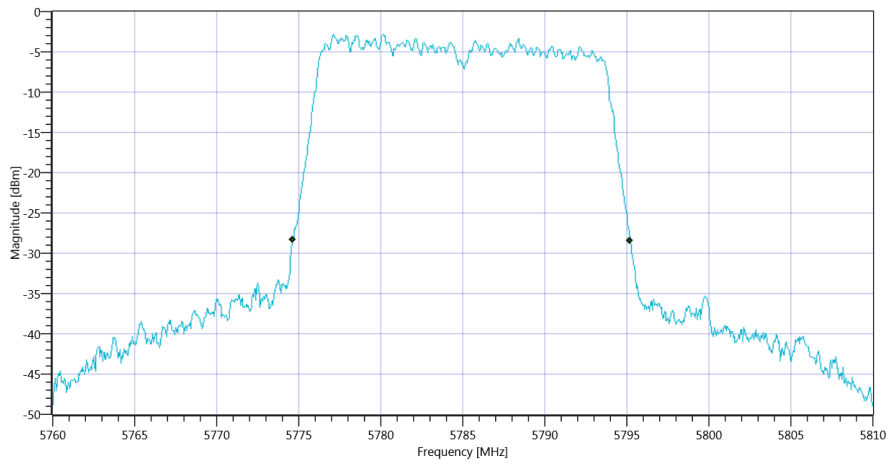


Plot\_FCC Part 15.407 & ISED Bandwidths ~ WLAN5Gx n-HT20 mode U-NII-3\_02092019\_103353.png

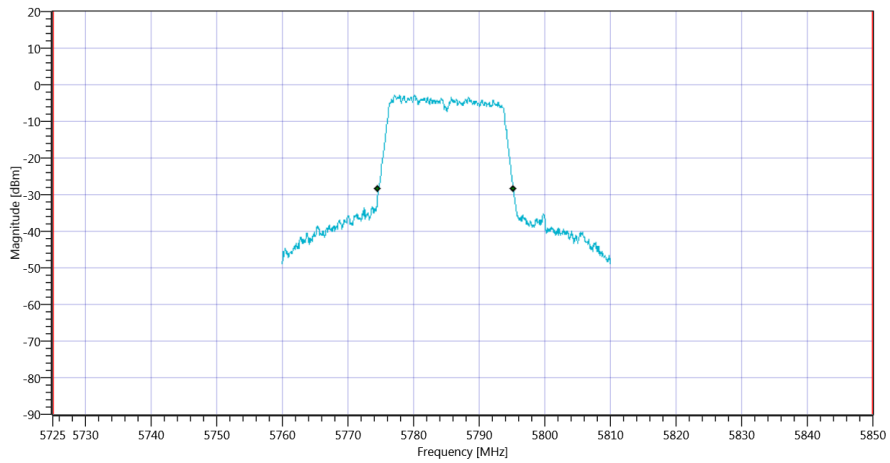
### RESULT: TC\_VM\_FCC15407\_Bandwidths\_V01

Test Description	Lower Limit	Upper Limit	Measured	Unit	Verdict
Bandwidth 26dB	---	---	20.6	MHz	Information
T1 26dB	5725.000000	---	5774.6000	MHz	PASS
T2 26dB	---	5850.000000	5795.2000	MHz	PASS





Plot\_FCC Part 15.407 & ISED Bandwidths ~ WLAN5Gx n-HT20 mode U-NII-3 26dB\_02092019\_103357.png



Plot\_FCC Part 15.407 & ISED Bandwidths ~ WLAN5Gx n-HT20 mode U-NII-3\_02092019\_103400.png

TEST FINISHED

General Verdict

02.09.2019 10:34:00 / RT: 27 s

PASS

## 53. FCC Part 15.407 & ISED Minimum Emission BW ~ WLAN5Gx n-HT20 mode U-NII-3

Test References	
TC Start	02.09.2019 10:34:04
System Version	1.0.0.20
Test Specification	FCC Part 15.407
Test Method	KDB789033 D02, C.2.
Class / TC Version / TC ID	TC_VM_FCC15407_Min_Emission_BW_V01 Version: 0.0.1   TCID_FCC15407_2
My Description	FCC 15.407 Min Emission Bandwidth - WLAN5Gx n-HT20 mode U-NII-3
Add. Information	

Test Parameter	
Technology to test	WLAN5Gx n-HT20 mode U-NII-3
Antenna Port used	1
Temperature	mid
Voltage	mid
Frequency low to test	False   Freq [MHz] 5745
Frequency mid to test	True   Freq [MHz] 5785
Frequency high to test	False   Freq [MHz] 5825
Switched Path	IUT - SignalingUnit - SpectrumAnalyzer
Devices in use	SA: Rohde&Schwarz,FSV-30,1321.3008K30/103170,3.40

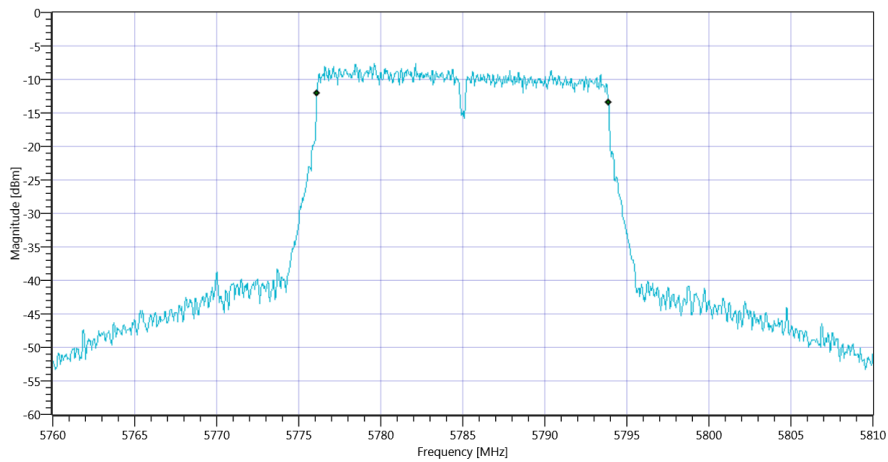
## Test at TX 5785 MHz

### READ SA SETTINGS:

RefLevel [dBm]   RefLevelOffset [dB]   InpAtt [dB]	14.60   11.63   20
Start [MHz]   Stop [MHz]	5760.000   5810.000
RBW [MHz]   VBW [MHz]	0.100000   0.300000
Detector   TraceMode	POS   MAXH
Sweep: Time [ms]   Count   Points per Section   Type	2   1500   1001   SWE

### RESULT: TC\_VM\_FCC15407\_Min\_Emission\_BW\_V01

Test Description	Lower Limit	Upper Limit	Measured	Unit	Verdict
Bandwidth (6dB)	0.500	--	17.8	MHz	PASS



Plot\_FCC Part 15.407 & ISED Minimum Emission BW ~ WLAN5Gx n-HT20 mode U-NII-3\_02092019\_103445.png

### TEST FINISHED

General Verdict	02.09.2019 10:34:45 / RT: 40 s	PASS
-----------------	--------------------------------	------

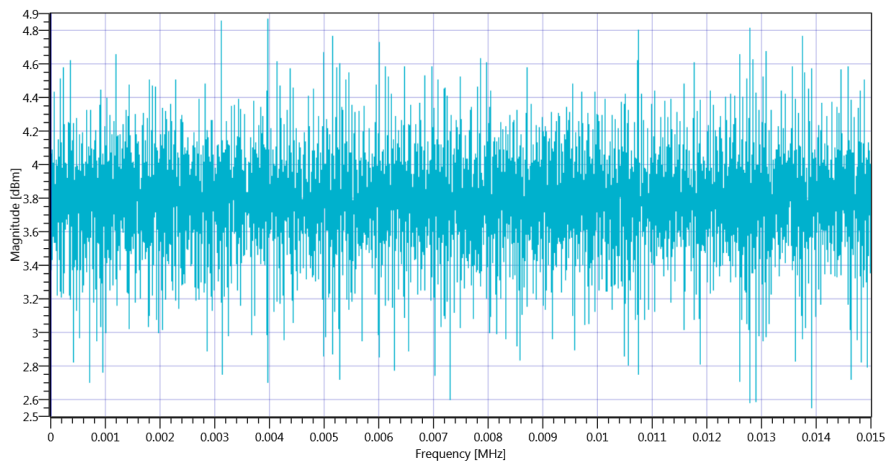
## 54. FCC Part 15.407 Max Output Power and PSD ~ WLAN5Gx n-HT20 mode U-NII-3

Test References	
TC Start	02.09.2019 10:48:51
System Version	1.0.0.20
Test Specification	FCC Part 15.407
Test Method	KDB789033 D02, F., E.2.e.
Class / TC Version / TC ID	TC_VM_FCC15407_Max_Output_Power_and_PSD_V01 Version: 0.0.1   TCID_FCC15407_3
My Description	FCC 15.407 Max Output Power & PSD - WLAN5Gx n-HT20 mode U-NII-3
Add. Information	

Test Parameter	
Technology to test	WLAN5Gx n-HT20 mode U-NII-3
Antenna Port used	1
Temperature	mid
Voltage	mid
Frequency low to test	False   Freq [MHz] 5745
Frequency mid to test	False   Freq [MHz] 5785
Frequency high to test	True   Freq [MHz] 5825
Switched Path	IUT - SignalingUnit - SpectrumAnalyzer
Devices in use	SA: Rohde&Schwarz,FSV-30,1321.3008K30/103170,3.40

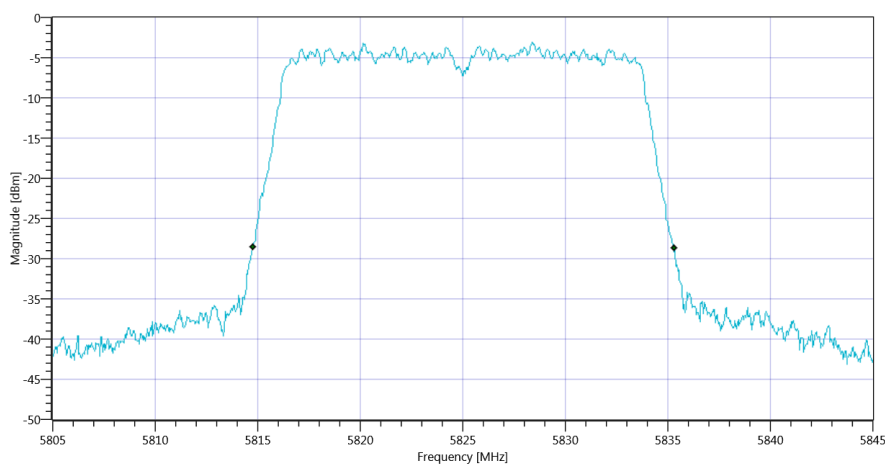
## Test at TX 5825 MHz

RESULT: Duty Cycle evaluation					
Test Description	Lower Limit	Upper Limit	Measured	Unit	Verdict
No enough Bursts detected, Duty Cycle Burst Ratio set to 1					
Duty Cycle (Burst Ratio) max	---	---	1	---	Information
Duty Cycle max	---	---	0	dB	Information
Duty Cycle (Burst Ratio) min	---	---	1	---	Information
Duty Cycle min	---	---	0	dB	Information



Plot\_FCC Part 15.407 Max Output Power and PSD ~ WLAN5Gx n-HT20 mode U-NII-3 5825 MHz - Duty Cycle\_02092019\_104905.png

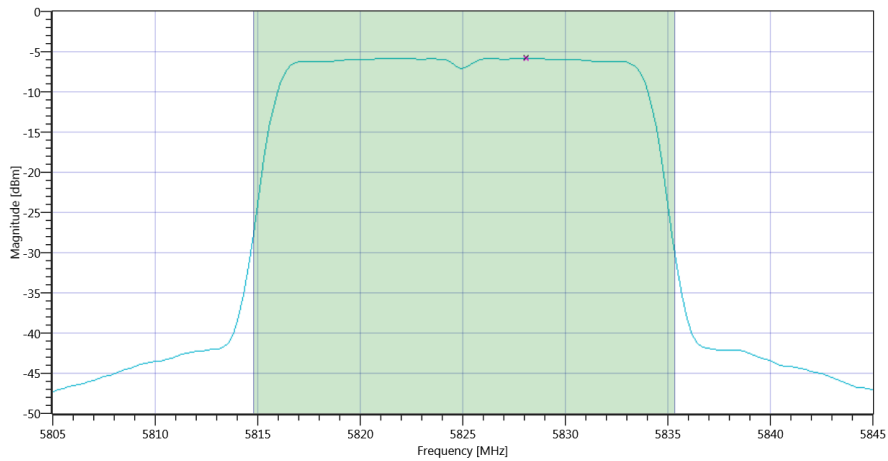
RESULT: TC_VM_FCC15407_Max_Output_Power_and_PSD_V01					
Test Description	Lower Limit	Upper Limit	Measured	Unit	Verdict
Bandwidth 26dB	---	---	20.56	MHz	Information
T1 26dB	---	---	5814.7600	MHz	Information
T2 26dB	---	---	5835.3200	MHz	Information



Plot\_FCC Part 15.407 Max Output Power and PSD ~ WLAN5Gx n-HT20 mode U-NII-3 BW\_02092019\_104912.png

READ SA SETTINGS:	
RefLevel [dBm]   RefLevelOffset [dB]   InpAtt [dB]	14.01   11.46   20
Start [MHz]   Stop [MHz]	5805.000   5845.000
RBW [MHz]   VBW [MHz]	1.000000   3.000000
Detector   TraceMode	RMS   MAXH
Sweep: Time [ms]   Count   Points per Section   Type	8000   1   160   SWE

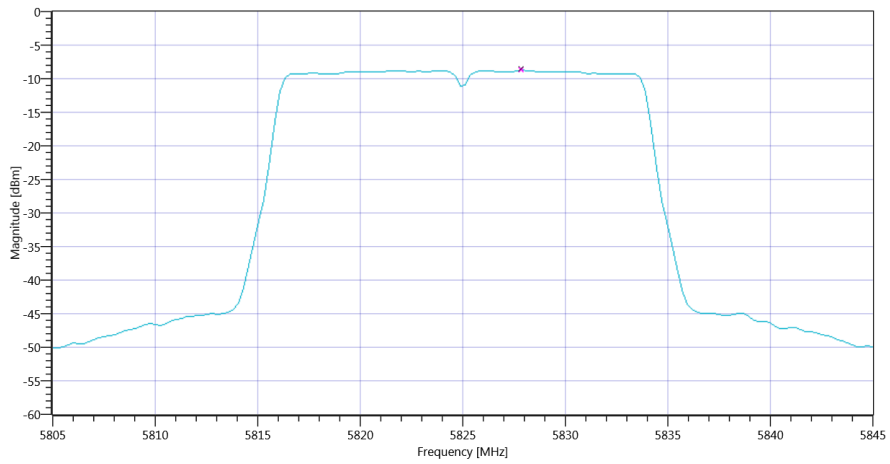
RESULT: TC_VM_FCC15407_Max_Output_Power_and_PSD_V01					
Test Description	Lower Limit	Upper Limit	Measured	Unit	Verdict
Max Output Power	---	---	6.16	dBm	Information
Duty Cycle Correction	---	---	0	dB	Information
Limit absolute					
Max Output Power DC corrected	---	30	6.16	dBm	PASS
Limit by: 11 dBm + 10 log Bandwidth					
Max Output Power DC corrected	---	24.13	6.16	dBm	not applicable



Plot\_FCC Part 15.407 Max Output Power and PSD ~ WLAN5Gx n-HT20 mode U-NII-3 Max OP and PSD\_02092019\_104925.png

READ SA SETTINGS:	
RefLevel [dBm]   RefLevelOffset [dB]   InpAtt [dB]	14.01   11.46   20
Start [MHz]   Stop [MHz]	5805.000   5845.000
RBW [MHz]   VBW [MHz]	0.500000   3.000000
Detector   TraceMode	RMS   MAXH
Sweep: Time [ms]   Count   Points per Section   Type	8000   1   160   SWE

RESULT: TC_VM_FCC15407_Max_Output_Power_and_PSD_V01					
Test Description	Lower Limit	Upper Limit	Measured	Unit	Verdict
Power Spectral Density	---	---	-8.75	dBm/0.5MHz	Information
Duty Cycle Correction	---	---	0	dB	Information
Power Spectral Density DC corrected	---	30	-5.82	dBm/0.5MHz	PASS



Plot\_FCC Part 15.407 Max Output Power and PSD ~ WLAN5Gx n-HT20 mode U-NII-3 PSD UNII-3\_02092019\_104938.png

TEST FINISHED

General Verdict

02.09.2019 10:49:38 / RT: 46 s

PASS

## 55. ISED Max Output Power and PSD ~ WLAN5Gx n-HT20 mode U-NII-3

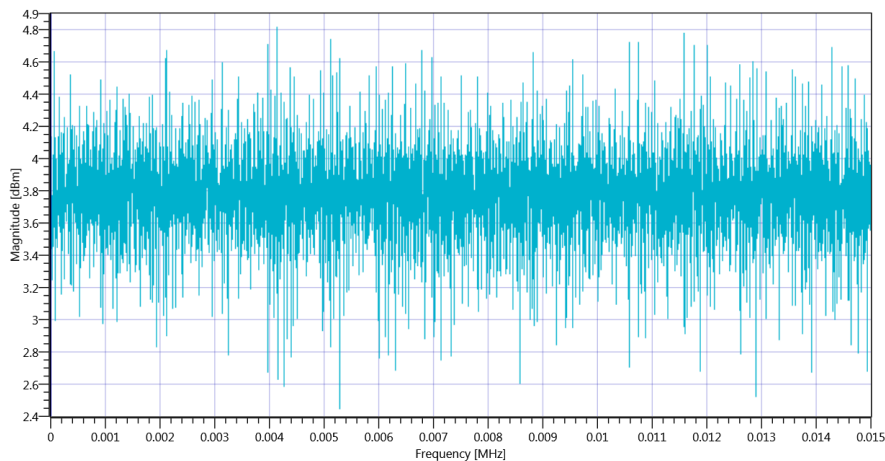
Test References	
TC Start	02.09.2019 10:49:42
System Version	1.0.0.20
Test Specification	ISED
Test Method	
Class / TC Version / TC ID	TC_VM_FCC15407_Max_Output_Power_and_PSD_V01 Version: 0.0.1   TCID_FCC15407_3
My Description	ISED Max Output Power & PSD - WLAN5Gx n-HT20 mode U-NII-3
Add. Information	

Test Parameter	
Technology to test	WLAN5Gx n-HT20 mode U-NII-3
Antenna Port used	1
Temperature	mid
Voltage	mid
Frequency low to test	False   Freq [MHz] 5745
Frequency mid to test	False   Freq [MHz] 5785
Frequency high to test	True   Freq [MHz] 5825
Switched Path	IUT - SignalingUnit - SpectrumAnalyzer
Devices in use	SA: Rohde&Schwarz,FSV-30,1321.3008K30/103170,3.40



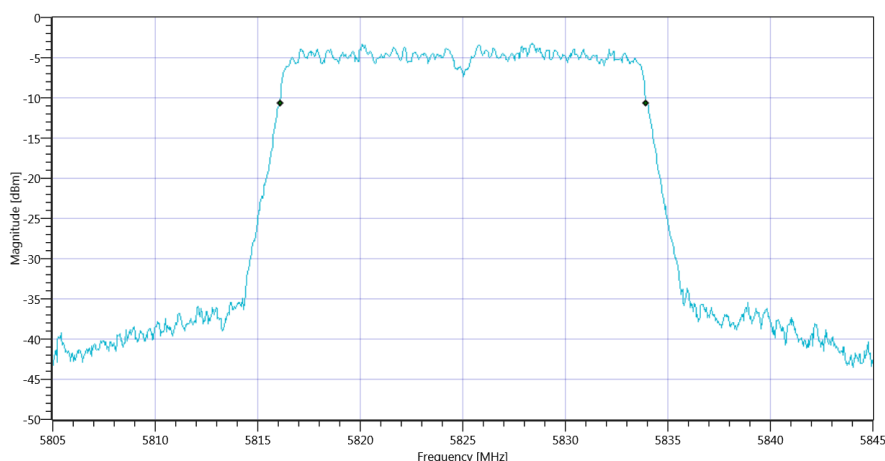
## Test at TX 5825 MHz

RESULT: Duty Cycle evaluation					
Test Description	Lower Limit	Upper Limit	Measured	Unit	Verdict
No enough Bursts detected, Duty Cycle Burst Ratio set to 1					
Duty Cycle (Burst Ratio) max	---	---	1	---	Information
Duty Cycle max	---	---	0	dB	Information
Duty Cycle (Burst Ratio) min	---	---	1	---	Information
Duty Cycle min	---	---	0	dB	Information



Plot\_ISED Max Output Power and PSD ~ WLAN5Gx n-HT20 mode U-NII-3 5825 MHz - Duty Cycle\_02092019\_104955.png

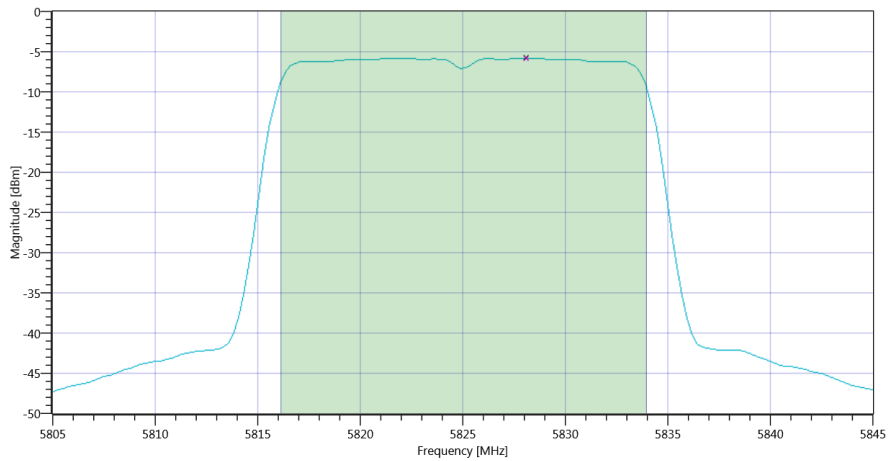
RESULT: TC_VM_FCC15407_Max_Output_Power_and_PSD_V01					
Test Description	Lower Limit	Upper Limit	Measured	Unit	Verdict
Bandwidth 99%	---	---	17.862	MHz	Information
T1 99%	---	---	5816.0889	MHz	Information
T2 99%	---	---	5833.9510	MHz	Information



Plot\_ISED Max Output Power and PSD ~ WLAN5Gx n-HT20 mode U-NII-3 BW\_02092019\_105003.png

READ SA SETTINGS:	
RefLevel [dBm]   RefLevelOffset [dB]   InpAtt [dB]	14.29   11.46   20
Start [MHz]   Stop [MHz]	5805.000   5845.000
RBW [MHz]   VBW [MHz]	1.000000   3.000000
Detector   TraceMode	RMS   MAXH
Sweep: Time [ms]   Count   Points per Section   Type	8000   1   160   SWE

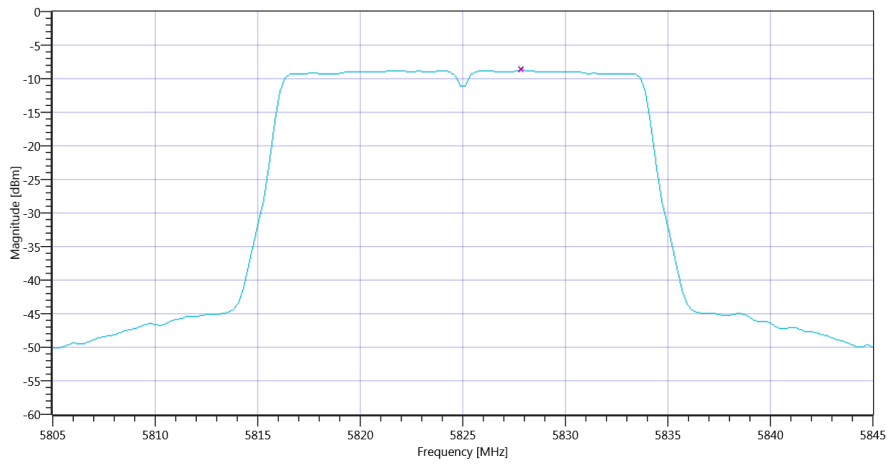
RESULT: TC_VM_FCC15407_Max_Output_Power_and_PSD_V01					
Test Description	Lower Limit	Upper Limit	Measured	Unit	Verdict
Max Output Power	---	---	6.07	dBm	Information
Duty Cycle Correction	---	---	0	dB	Information
Limit absolute					
Max Output Power DC corrected	---	30	6.07	dBm	PASS
Limit by: 11 dBm + 10 log Bandwidth					
Max Output Power DC corrected	---	23.52	6.07	dBm	not applicable



Plot\_ISED Max Output Power and PSD ~ WLAN5Gx n-HT20 mode U-NII-3 Max OP and PSD\_02092019\_105016.png

READ SA SETTINGS:	
RefLevel [dBm]   RefLevelOffset [dB]   InpAtt [dB]	14.29   11.46   20
Start [MHz]   Stop [MHz]	5805.000   5845.000
RBW [MHz]   VBW [MHz]	0.500000   3.000000
Detector   TraceMode	RMS   MAXH
Sweep: Time [ms]   Count   Points per Section   Type	8000   1   160   SWE

RESULT: TC_VM_FCC15407_Max_Output_Power_and_PSD_V01					
Test Description	Lower Limit	Upper Limit	Measured	Unit	Verdict
Power Spectral Density	---	---	-8.75	dBm/0.5MHz	Information
Duty Cycle Correction	---	---	0	dB	Information
Power Spectral Density DC corrected	---	30	-5.83	dBm/0.5MHz	PASS



Plot\_ISED Max Output Power and PSD ~ WLAN5Gx n-HT20 mode U-NII-3 PSD UNII-3\_02092019\_105028.png

TEST FINISHED

General Verdict

02.09.2019 10:50:28 / RT: 46 s

PASS

## 56. FCC Part 15.407 & ISED Bandwidths ~ WLAN5Gx n-HT20 mode U-NII-3

Test References	
TC Start	02.09.2019 10:50:32
System Version	1.0.0.20
Test Specification	FCC Part 15.407 & ISET RSS-GEN
Test Method	26dB Bandwidth KDB789033 D02, C.1 / ISED RSS-GEN
Class / TC Version / TC ID	TC_VM_FCC15407_Bandwidths_V01 Version: 0.0.1   TCID_FCC15407_1
My Description	FCC 15.407 Bandwidths - WLAN5Gx n-HT20 mode U-NII-3
Add. Information	

Test Parameter	
Technology to test	WLAN5Gx n-HT20 mode U-NII-3
Antenna Port used	1
Temperature	mid
Voltage	mid
Frequency low to test	False   Freq [MHz] 5745
Frequency mid to test	False   Freq [MHz] 5785
Frequency high to test	True   Freq [MHz] 5825
Switched Path	IUT - SignalingUnit - SpectrumAnalyzer
Devices in use	SA: Rohde&Schwarz,FSV-30,1321.3008K30/103170,3.40

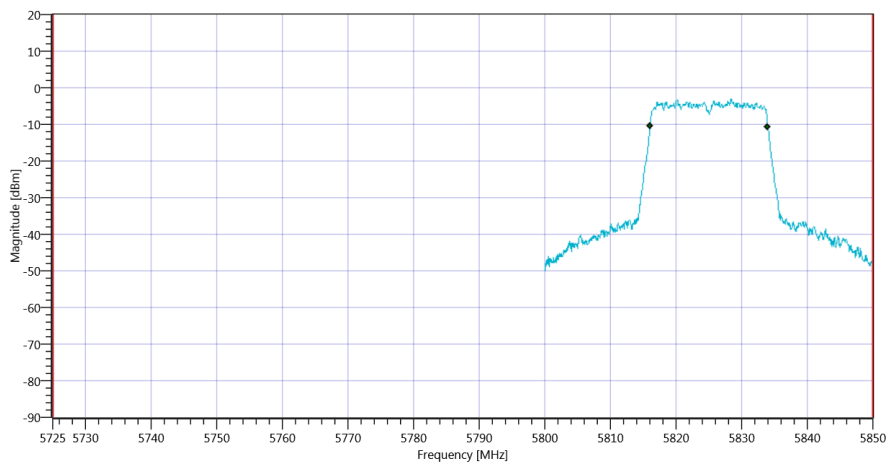
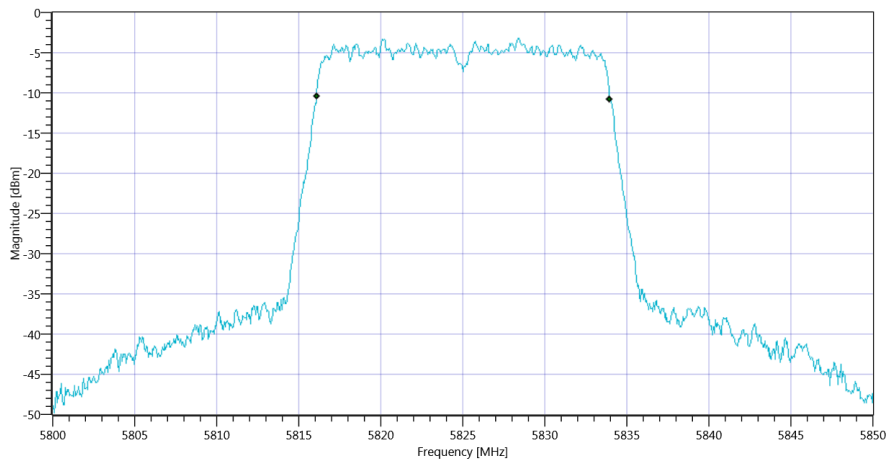
## Test at TX 5825 MHz

### READ SA SETTINGS:

RefLevel [dBm]   RefLevelOffset [dB]   InpAtt [dB]	10.10   11.46   15
Start [MHz]   Stop [MHz]	5800.000   5850.000
RBW [MHz]   VBW [MHz]	0.300000   1.000000
Detector   TraceMode	POS   MAXH
Sweep: Time [ms]   Count   Points per Section   Type	1   2500   1001   SWE

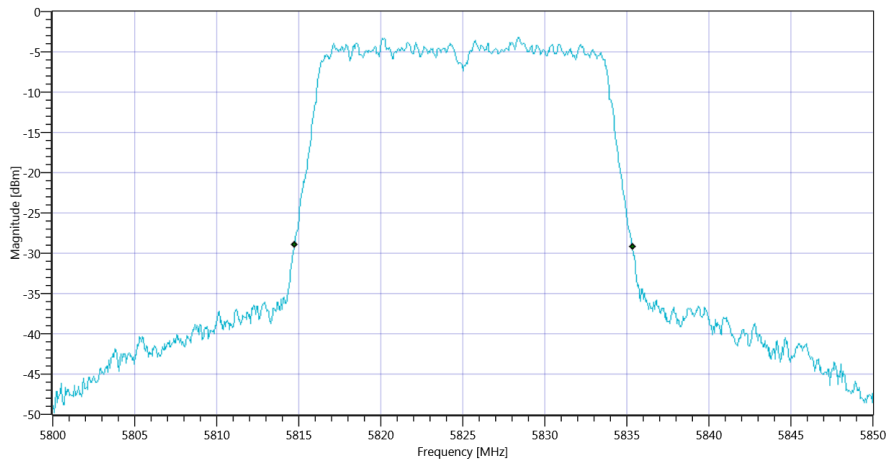
### RESULT: TC\_VM\_FCC15407\_Bandwidths\_V01

Test Description	Lower Limit	Upper Limit	Measured	Unit	Verdict
Bandwidth 99%	---	---	17.832	MHz	Information
T1 99%	5725.000000	---	5816.1089	MHz	PASS
T2 99%	---	5850.000000	5833.9411	MHz	PASS

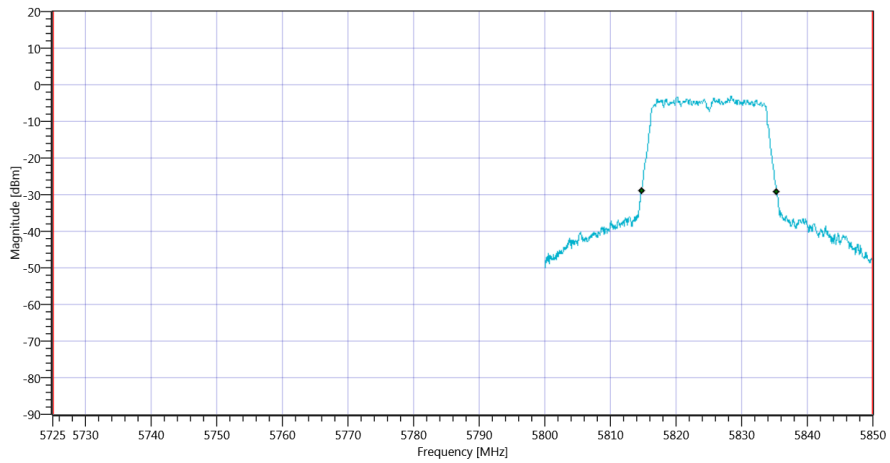


### RESULT: TC\_VM\_FCC15407\_Bandwidths\_V01

Test Description	Lower Limit	Upper Limit	Measured	Unit	Verdict
Bandwidth 26dB	---	---	20.6	MHz	Information
T1 26dB	5725.000000	---	5814.7500	MHz	PASS
T2 26dB	---	5850.000000	5835.3500	MHz	PASS



Plot\_FCC Part 15.407 & ISSED Bandwidths ~ WLAN5Gx n-HT20 mode U-NII-3 26dB\_02092019\_105104.png



Plot\_FCC Part 15.407 & ISSED Bandwidths ~ WLAN5Gx n-HT20 mode U-NII-3\_02092019\_105107.png

TEST FINISHED

General Verdict

02.09.2019 10:51:07 / RT: 34 s

PASS

## 57. FCC Part 15.407 & ISED Minimum Emission BW ~ WLAN5Gx n-HT20 mode U-NII-3

Test References	
TC Start	02.09.2019 10:51:11
System Version	1.0.0.20
Test Specification	FCC Part 15.407
Test Method	KDB789033 D02, C.2.
Class / TC Version / TC ID	TC_VM_FCC15407_Min_Emission_BW_V01 Version: 0.0.1   TCID_FCC15407_2
My Description	FCC 15.407 Min Emission Bandwidth - WLAN5Gx n-HT20 mode U-NII-3
Add. Information	

Test Parameter	
Technology to test	WLAN5Gx n-HT20 mode U-NII-3
Antenna Port used	1
Temperature	mid
Voltage	mid
Frequency low to test	False   Freq [MHz] 5745
Frequency mid to test	False   Freq [MHz] 5785
Frequency high to test	True   Freq [MHz] 5825
Switched Path	IUT - SignalingUnit - SpectrumAnalyzer
Devices in use	SA: Rohde&Schwarz,FSV-30,1321.3008K30/103170,3.40

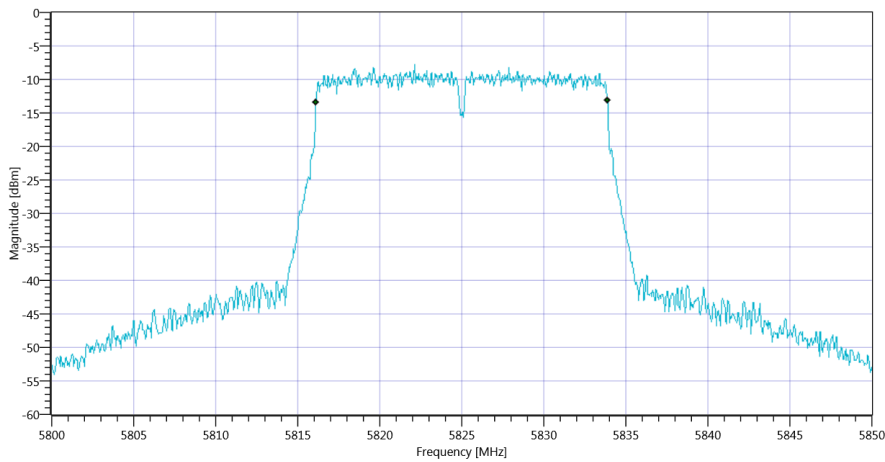
## Test at TX 5825 MHz

**READ SA SETTINGS:**

RefLevel [dBm]   RefLevelOffset [dB]   InpAtt [dB]	14.12   11.46   20
Start [MHz]   Stop [MHz]	5800.000   5850.000
RBW [MHz]   VBW [MHz]	0.100000   0.300000
Detector   TraceMode	POS   MAXH
Sweep: Time [ms]   Count   Points per Section   Type	2   1500   1001   SWE

**RESULT: TC\_VM\_FCC15407\_Min\_Emission\_BW\_V01**

Test Description	Lower Limit	Upper Limit	Measured	Unit	Verdict
Bandwidth (6dB)	0.500	--	17.8	MHz	PASS



Plot\_FCC Part 15.407 & ISED Minimum Emission BW ~ WLAN5Gx n-HT20 mode U-NII-3\_02092019\_105140.png

**TEST FINISHED**

General Verdict	02.09.2019 10:51:40 / RT: 29 s	PASS
-----------------	--------------------------------	------



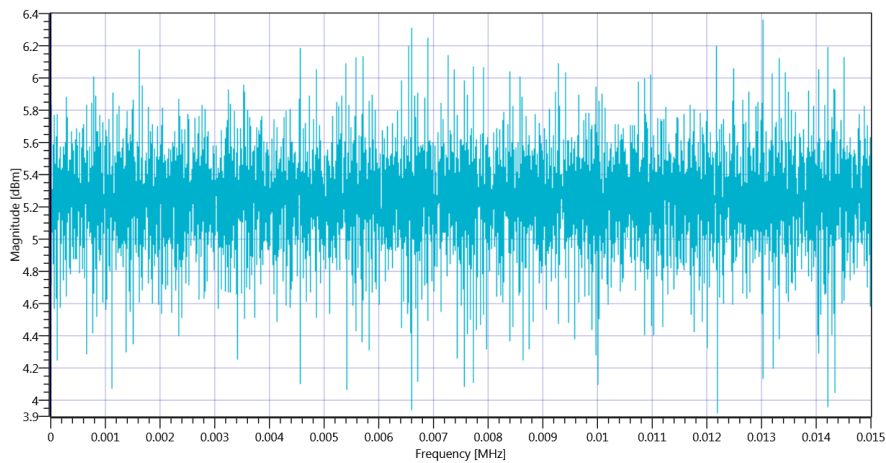
## 58. FCC Part 15.407 Max Output Power and PSD ~ WLAN5Gx n-HT20 mode U-NII-1

Test References	
TC Start	02.09.2019 10:59:01
System Version	1.0.0.20
Test Specification	FCC Part 15.407
Test Method	KDB789033 D02, F., E.2.e.
Class / TC Version / TC ID	TC_VM_FCC15407_Max_Output_Power_and_PSD_V01 Version: 0.0.1   TCID_FCC15407_3
My Description	FCC 15.407 Max Output Power & PSD - WLAN5Gx n-HT20 mode U-NII-1
Add. Information	

Test Parameter	
Technology to test	WLAN5Gx n-HT20 mode U-NII-1
Antenna Port used	1
Temperature	mid
Voltage	mid
Frequency low to test	False   Freq [MHz] 5180
Frequency mid to test	True   Freq [MHz] 5200
Frequency high to test	False   Freq [MHz] 5240
Switched Path	IUT - SignalingUnit - SpectrumAnalyzer
Devices in use	SA: Rohde&Schwarz,FSV-30,1321.3008K30/103170,3.40

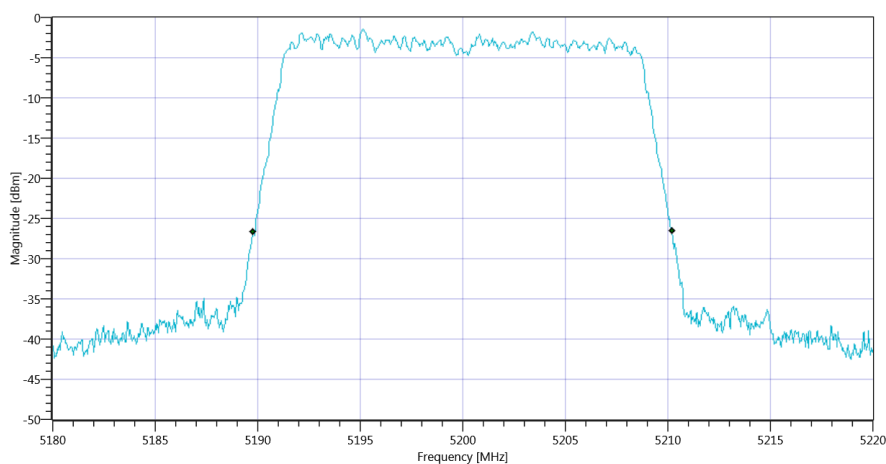
## Test at TX 5200 MHz

RESULT: Duty Cycle evaluation					
Test Description	Lower Limit	Upper Limit	Measured	Unit	Verdict
No enough Bursts detected, Duty Cycle Burst Ratio set to 1					
Duty Cycle (Burst Ratio) max	---	---	1	---	Information
Duty Cycle max	---	---	0	dB	Information
Duty Cycle (Burst Ratio) min	---	---	1	---	Information
Duty Cycle min	---	---	0	dB	Information



Plot\_FCC Part 15.407 Max Output Power and PSD ~ WLAN5Gx n-HT20 mode U-NII-1 5200 MHz - Duty Cycle\_02092019\_105914.png

RESULT: TC_VM_FCC15407_Max_Output_Power_and_PSD_V01					
Test Description	Lower Limit	Upper Limit	Measured	Unit	Verdict
Bandwidth 26dB	---	---	20.44	MHz	Information
T1 26dB	---	---	5189.7600	MHz	Information
T2 26dB	---	---	5210.2000	MHz	Information

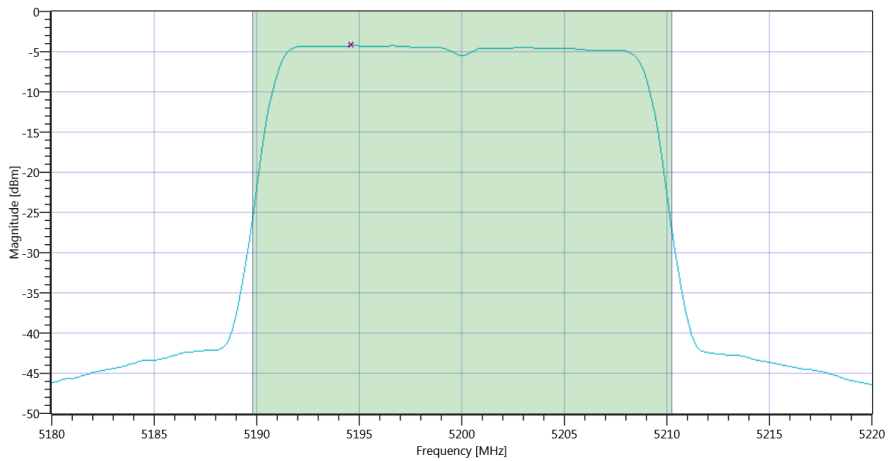


Plot\_FCC Part 15.407 Max Output Power and PSD ~ WLAN5Gx n-HT20 mode U-NII-1 BW\_02092019\_105921.png

READ SA SETTINGS:	
RefLevel [dBm]   RefLevelOffset [dB]   InpAtt [dB]	15.73   11.19   20
Start [MHz]   Stop [MHz]	5180.000   5220.000
RBW [MHz]   VBW [MHz]	1.000000   3.000000
Detector   TraceMode	RMS   MAXH
Sweep: Time [ms]   Count   Points per Section   Type	8000   1   160   SWE

RESULT: TC\_VM\_FCC15407\_Max\_Output\_Power\_and\_PSD\_V01

Test Description	Lower Limit	Upper Limit	Measured	Unit	Verdict
Max Output Power	---	---	7.67	dBm	Information
Duty Cycle Correction	---	---	0	dB	Information
Limit absolute					
Max Output Power DC corrected	---	24	7.67	dBm	PASS
Limit by: 11 dBm + 10 log Bandwidth					
Max Output Power DC corrected	---	24.1	7.67	dBm	PASS



Plot\_FCC Part 15.407 Max Output Power and PSD ~ WLAN5Gx n-HT20 mode U-NII-1 Max OP and PSD\_02092019\_105934.png

RESULT: TC\_VM\_FCC15407\_Max\_Output\_Power\_and\_PSD\_V01

Test Description	Lower Limit	Upper Limit	Measured	Unit	Verdict
Power Spectral Density	---	---	-4.27	dBm/1MHz	Information
Duty Cycle Correction	---	---	0	dB	Information
Power Spectral Density DC corrected	---	11	-4.27	dBm/1MHz	PASS

TEST FINISHED

General Verdict

02.09.2019 10:59:35 / RT: 33 s

PASS

## 59. ISED Max Output Power and PSD ~ WLAN5Gx n-HT20 mode U-NII-1

Test References	
TC Start	02.09.2019 10:59:39
System Version	1.0.0.20
Test Specification	ISED
Test Method	
Class / TC Version / TC ID	TC_VM_FCC15407_Max_Output_Power_and_PSD_V01 Version: 0.0.1   TCID_FCC15407_3
My Description	ISED Max Output Power & PSD - WLAN5Gx n-HT20 mode U-NII-1
Add. Information	

Test Parameter	
Technology to test	WLAN5Gx n-HT20 mode U-NII-1
Antenna Port used	1
Temperature	mid
Voltage	mid
Frequency low to test	False   Freq [MHz] 5180
Frequency mid to test	True   Freq [MHz] 5200
Frequency high to test	False   Freq [MHz] 5240
Switched Path	IUT - SignalingUnit - SpectrumAnalyzer
Devices in use	SA: Rohde&Schwarz,FSV-30,1321.3008K30/103170,3.40