


OPERATIONAL DESCRIPTION

1.1. EUT description


Payment Solutions


PIN Pad

P30 series



The P30 PIN pad reader is a transaction powerhouse. As well as being fully loaded with an integrated smart card reader and fast-swipe magnetic stripe card reader, this entry level device also boasts a contactless reader to enable MasterCard PayPass and Visa payWave acceptance at the point-of-sale and payment with mobile phone (NFC). But the versatility of the P30 doesn't end there. Its fast processing EMV smart card reader, complete with synchronous and asynchronous smart card microprocessor, supports an extensive number of multi application cards to maximize merchant transaction and customer service capabilities at the till. Despite its small footprint, the P30 features a large 16-key ergonomic keypad, complete with a central navigation key and two function keys, to guarantee fast error-free operations. All this, plus an extensive array of communication interfaces, makes the P30 the perfect transaction partner.





PIN Pad

P30 series

Security

Built around Ingenico's industry proven "Telium technology" to provide assured secure data and application management, the P30 delivers the ultimate in secure transactions. Fully EMV and PCI PED approved, and supporting the latest international security algorithms (DES, TDES, RSA, DUKPT and Master/Session), the P30 features an optional PIN privacy shield for additional peace of mind.



Performance

Thanks to Ingenico's Telium architecture the P30 delivers the super fast processing of powerful cryptographic algorithms to make fast-paced transactions a reality. Easy to integrate into the POS platform, the P30 steps up the security and transaction versatility of your payment system by providing additional confidentiality at the PIN entry stage.

Design/Ergonomics

Trim, stylish and extremely lightweight the P30 is designed to be handled. Its intuitive keypad and crisp LCD display make PIN-entry and menu navigation simplicity itself. Designed to deliver a world of payment versatility, the P30 features an EMV smart card reader, high performance magnetic card reader, and integrated contactless reader.

Communication

Equipped with both USB and serial port interfaces, the P30 is designed for easy connection on Telium range.

Software development

Ingenico delivers incremental revenue today and future proofs the terminal investments of tomorrow. Uniquely, the P30 is backwards compatible with all 800+ Ingenico services and applications, while providing the rapid development environment on which to build a compelling portfolio of targeted, new generation services.

Field Services

To reduce total cost of ownership and enable banks and merchants to maximize their terminal investments, Ingenico provides a comprehensive range of terminal and software update and management services - both remotely and in the field. Fully certified professional and local language helpdesks operate in every territory to ensure Ingenico is on hand to support customers 24 hours a day, seven days a week, 365 days a year.

NAME		P30	P30 Contactless
Processor	Type	ARM 7	ARM 7
	Speed	50 MIPS	50 MIPS
Memory	RAM/Flash	96/512 KB	96/512 KB
	Magstripe	Track 1/2 or Track 1/2/3	Track 1/2 or Track 1/2/3
Card Reader(s)	Smart card	●	●
	Contactless		PayPass PayWave Mifare
	SAMs	2	2
Display	Yellow/Green	●	●
	Graphic 128 x 64	●	●
	Backlit	●	●
Keyboard	Number of keys	16	16
	Number navigation keys	4	4
	Backlit		●
Buzzer		●	●
Connections	RS232	optional	optional
	USB Slave	●	●
	Ethernet		optional
Power	Power range	5V & 8-12V	5V & 8-12V
	Power USB 5V	●	●
	External Power supply	optional	optional
Size	Size (without PIN shield)	L 165 x I 95 x H 45	L 165 x I 95 x H 45
Weight (in gr)		240	240
Customization	Lens	optional	optional
	Casing	optional	optional
PIN Shield		optional	optional
Environment	Operating temperature	+5°C to +40°C	+5°C to +40°C
	Operating humidity NC	+85% at +40°C	+85% at +40°C
PCI PED	Online/offline	●	●

www.ingenico.com



Payment Solutions



1.2. Related Submittal(s) / Grant(s)

All host equipment used in the test configuration are FCC granted, when relevant.

1.3. Tested System Details

The FCC IDs for all equipment, plus description of all cables used in the tested system are:

- Internal max frequencies: 57MHz

- **Input/output:**

- 1 x RJ45 port (Power supply / data), 5Vdc/USB

- **Cables:**

- 1 x USB cable, unshielded, length: 2m

sn: 29500422 25/09

- **Auxiliaries equipment used during test:**

- 1 x Laptop TOSHIBA SATELITE S1410-704 (PS141E-04YCM-3V), sn: 13594938G

- 1 x Smartcard Opuce EMV card

1.4. Test Methodology

Both conducted and radiated testing were performed according to the procedures in ANSI C63.4-2003, FCC Part 15 Subpart B.

Radiated testing was performed at an antenna to EUT distance of 10 meters. During testing, all equipment's and cables were moved relative to each other in order to identify the worst case set-up.

1.5. Test facility

Tests have been performed on March 16th, 2010.

This test facility has been fully described in a report and accepted by FCC as compliant with the radiated and AC line conducted test site criteria in ANSI C63.4-2003 in a letter dated March 25th, 2008 (registration number 94821). This test facility has also been accredited by COFRAC (French accreditation authority for European Union test lab accreditation organization) according to NF EN ISO/IEC 17025, accreditation number 1-1633 as compliant with test site criteria and competence in 47 CFR Part 15/ANSI C63.4 and EN55022/CISPR22 norms for 89/336/EEC European EMC Directive application. All pertinent data for this test facility remains unchanged.