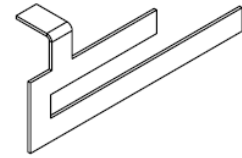
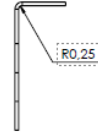
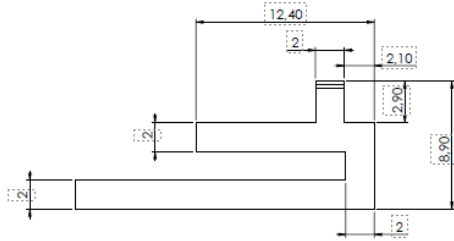



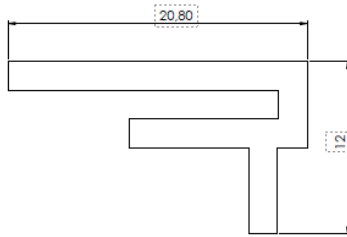
Move/2600 - WiFi Antenna datasheet sheet 296292834

This Wifi antenna is a metallic frame. The antenna consists in an Inverted F antenna.



SHEET METAL PARTS TOLERANCES	
FINISH STANDARD: 100000000	
TOLERANCES	
FLAT CUT AND FLAT DIMENSIONS	±0.1
HOLES DIMENSIONS	±0.1
HOLE TO EDGE	±0.1
CUT ANGULAR DEVIATION	±0.1
HOLE TO FOLD	±0.1
EDGE TO FOLD	±0.1
FOLD TO FOLD	±0.1
FOLD ANGULAR DIMENSION	±0.1
FLATNESS	±0.1
THICKNESS TOLERANCE	±0.05

Rayon de pliage \leq ep. de la tôle
Bending radius \leq thickness of sheet
Material : SUS301 - 1/2H 0.25mm



Electrical Specifications

Frequency Range:

2.4Ghz band

5Ghz band

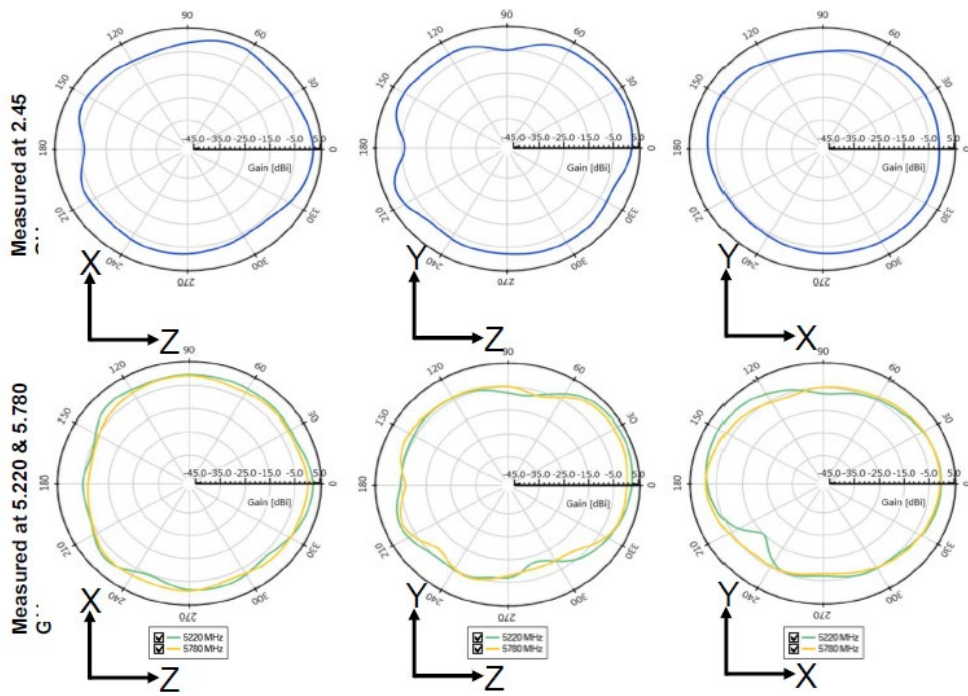
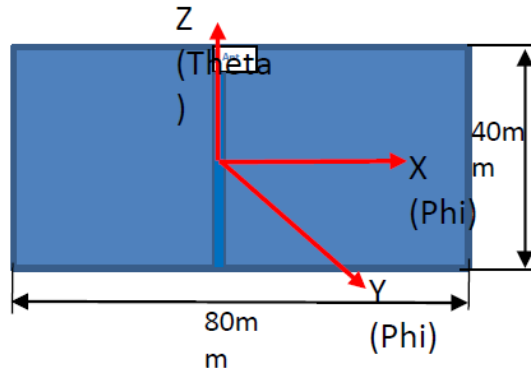
Gain: 1 dBi in 2.4Ghz Band

0dBi in 5Ghz Band

Material Specifications

Radiating Elements: Tin plate CRS / CRS 1008\1010 1.54 μ m min. Tin pre plated.

Radiation pattern



802.11b:

Temperature	Tnom		
Channel	Cmin	Cmid	Cmax
EIRP (dBm)	14.05	14.33	14.28

802.11g:

Temperature	Tnom		
Channel	Cmin	Cmid	Cmax
EIRP (dBm)	12.85	13.53	13.58

802.11n HT20:

Temperature	Tnom		
Channel	Cmin	Cmid	Cmax
EIRP (dBm)	9.55	10.73	9.58

802.11n HT40:

Temperature	Tnom		
Channel	Cmin	Cmid	Cmax
EIRP (dBm)	9.38	10.53	10.25

!

802.11a:

Temperature	Tnom			
Voltage	Vnom			
Channel	C1	C2	C3	C5
RF output power TPC Max (dBm)	16.98	16.88	16.85	16.89

802.11n HT20/ac VHT20:

Temperature	Tnom			
Voltage	Vnom			
Channel	C1	C2	C3	C5
RF output power TPC Max (dBm)	15.98	15.98	14.05	14.39

802.11n HT40/ac VHT40:

Temperature	Tnom			
Voltage	Vnom			
Channel	C6	C7	C8	C10
RF output power TPC Max (dBm)	14.66	15	14.35	14.4