



LCIE



Accreditation  
N°1-1633  
Scope available on  
[www.cofrac.fr](http://www.cofrac.fr)

WIFI 5GHz Template: Release October 22<sup>nd</sup>, 2022

# TEST REPORT

N°: 18390042-787450-E (FILE#521595)

Version: 01

## Subject

Radio spectrum matters  
tests according to standards:  
47 CFR Part 15.407 & RSS 247 Issue 2 (DFS Only)

## Issued to

INGENICO  
9 avenue de la gare – Rovaltain TGV BP25156  
VALENCE CEDEX 9  
France 26958

## Apparatus under test

Product Payment terminal  
Trade mark **INGENICO**  
Manufacturer **INGENICO**  
Model under test **Move/2600**  
Serial number **221967317151286025803467**  
FCC ID **XKB-M2600CL4GW**  
IC /

## Conclusion

See Test Program chapter

## Test date

April 7, 2023

## Test location

Moirans

## FCC Test site

FR0008 - 197516

## ISED Test site

/

## Sample receipt date

February 27, 2023

## Composition of document

34 pages

## Document issued on

May 22, 2023

Written by :  
Majid MOURZAGH  
Tests operator

Approved by :  
Anthony MERLIN  
Technical manager



This document shall not be reproduced, except in full, without the written approval of the LCIE. This document contains results related only to the items tested. It does not imply the conformity of the whole production to the items tested Unless otherwise specified or rule defined by the test method, the decision of conformity doesn't take into account the uncertainty of measures. This document doesn't anticipate any certification decision. The COFRAC accreditation attests the technical capability of the testing laboratory for the only tests covered by the accreditation. If some tests mentioned in this report are carried out outside the framework of COFRAC accreditation, they are indicated by the symbol

**LCIE**

Laboratoire Central des Industries Electriques  
Une société de Bureau Veritas

ZI Centr'Alp  
170 rue de Chatagnon  
38430 Moirans FRANCE

Tél : +33 4 76 07 36 36  
[contact@lcie.fr](mailto:contact@lcie.fr)  
[www.lcie.fr](http://www.lcie.fr)



## PUBLICATION HISTORY

<b>Version</b>	<b>Date</b>	<b>Author</b>	<b>Modification</b>
01	May 22, 2023	Majid MOURZAGH	Creation of the document

*Each new edition of this test report replaces and cancels the previous edition. The control of the old editions of report is under responsibility of client.*



**SUMMARY**

1. TEST PROGRAM ..... 4

2. EQUIPMENT UNDER TEST: CONFIGURATION (DECLARED BY PROVIDER) ..... 5

3. DFS DETECTION THRESHOLDS DETERMINATION, REFERENCE NOISE LEVEL & CHANNEL LOADING ..... 21

4. DYNAMIC FREQUENCY SELECTION (DFS): CHANNEL CLOSING TRANSMISSION TIME & CHANNEL MOVE TIME..... 29

5. RADAR TEST SIGNAL TYPE 5 & 0 ..... 33

6. UNCERTAINTIES CHART ..... 34



## 1. TEST PROGRAM

### References

- 47 CFR Part 15.407 (DFS requirements)
- RSS 247 Issue 2 (DFS requirements)
- KDB 905462 D02 UNII DFS Compliance Procedures New Rules v02
- KDB 905462 D04 Test Mode New Rules v01 [\[P\]](#)
- KDB 905462 D03 Client Without DFS New Rules v01r02 [\[P\]](#)
- KDB 905462 D06 802.11 Channel Plans New Rules v02 [\[P\]](#)
- KDB 905462 D07 Overview UNII Rules v02 [\[P\]](#)

### Radio requirement:

Clause (47CFR Part 15.407 & RSS 247 Issue 1) Test Description	Test result - Comments			
Channel Availability Check Time & DFS Detection Threshold	<input type="checkbox"/> PASS	<input type="checkbox"/> FAIL	<input checked="" type="checkbox"/> NA(1)(2)	<input type="checkbox"/> NP(3)
U-NII Detection Bandwidth	<input type="checkbox"/> PASS	<input type="checkbox"/> FAIL	<input checked="" type="checkbox"/> NA(1)	<input type="checkbox"/> NP(3)
Statistical Performance Check & DFS Detection Threshold	<input checked="" type="checkbox"/> PASS	<input type="checkbox"/> FAIL	<input type="checkbox"/> NA	<input type="checkbox"/> NP(3)
Channel Closing Transmission Time & Channel Move Time	<input checked="" type="checkbox"/> PASS	<input type="checkbox"/> FAIL	<input type="checkbox"/> NA	<input type="checkbox"/> NP(3)
Non-occupancy period	<input type="checkbox"/> PASS	<input type="checkbox"/> FAIL	<input checked="" type="checkbox"/> NA(1)	<input type="checkbox"/> NP(3)
This table is a summary of test report, see conclusion of each clause of this test report for detail.				

- (1): Client without radar detection  
 (2): Client with radar detection  
 (3): Limited program

## 2. EQUIPMENT UNDER TEST: CONFIGURATION (DECLARED BY PROVIDER)

### 2.1. HARDWARE IDENTIFICATION (EUT AND AUXILIARIES):

Equipment under test (EUT):

INGENICO Move/2600


Serial Number: 221967317151286025803467



Equipment Under Test

**Power supply:**

All test are performed with Supply 3 and battery worst case

Name	Type	Rating	Reference / Sn	Comments
Supply1	AC	100-240VAC 0.2A 50-60Hz OUTPUT 5V 1A 5W	PHIHONG AM05R-050CK	/
				
Supply2	AC	100-240VAC 0.2A 50-60Hz OUTPUT 5V 1A 5W	PHIHONG AM05x-050D	/
				
Supply3	AC	100-240VAC 50/60Hz 0.2A OUTPUT 5V 1A 5W	Ktec KSA-5L-050100D5	/
				
Supply4	Battery	3.6V 2.25Ah 8.1Wh	F12433224	/



**Voltage table used (for Power Line Conducted Emissions):**

Type	Measurement performed:	
<input checked="" type="checkbox"/> AC	<input checked="" type="checkbox"/> 120VAC/60Hz	<input checked="" type="checkbox"/> 240VAC/50Hz
<input type="checkbox"/> DC	<input type="checkbox"/> +12VDC	<input type="checkbox"/> -....VDC
<input type="checkbox"/> Battery	<input type="checkbox"/> +3.6VDC	<input type="checkbox"/> -....VDC
<input type="checkbox"/> USB (Laptop auxiliary)	<input type="checkbox"/> 120VAC/60Hz (Laptop auxiliary)	<input type="checkbox"/> 240VAC/50Hz(Laptop auxiliary)

**Inputs/outputs - Cable:**

Access	Type	Length used (m)	Declared <3m	Shielded	Comments
Supply1	AC/DC adapter	1.2	Yes	No	/
Supply2	AC/DC adapter	1.2	Yes	No	/
Supply3	AC/DC adapter	1.2	Yes	No	/

**Auxiliary equipment used during test:**

Type	Reference	Sn	Comments
LAPTOP	DELL E4750	/	Use to set the EUT
ROUTER	D-LINK DIR-868L	/	
USB C Adaptor	STARTECHCOM	/	



L C I E

**Equipment information:**

Type:	<b>WIFI</b>			
Frequency band:	<input checked="" type="checkbox"/> 5150MHz-5250MHz	<input checked="" type="checkbox"/> 5250MHz-5350MHz	<input checked="" type="checkbox"/> 5470MHz-5725MHz	
	<input checked="" type="checkbox"/> 5725MHz-5850MHz			
Standard:	<input checked="" type="checkbox"/> 802.11a	<input checked="" type="checkbox"/> 802.11n HT20	<input checked="" type="checkbox"/> 802.11n HT40	
	<input type="checkbox"/> 802.11ac VHT20	<input type="checkbox"/> 802.11ac VHT40	<input type="checkbox"/> 802.11ac VHT80	
	<input type="checkbox"/> 802.11ac VHT160			
Spectrum Modulation:	<input checked="" type="checkbox"/> OFDM			
Channel bandwidth:	<input checked="" type="checkbox"/> 20MHz	<input checked="" type="checkbox"/> 40MHz	<input type="checkbox"/> 80MHz	<input type="checkbox"/> 160MHz
Antenna Type:	<input checked="" type="checkbox"/> Integral		<input type="checkbox"/> External	<input type="checkbox"/> Dedicated
Antenna connector:	<input type="checkbox"/> Yes		<input type="checkbox"/> No	<input checked="" type="checkbox"/> Temporary for test
Transmit chains:	<input checked="" type="checkbox"/> 1	<input type="checkbox"/> 2	<input type="checkbox"/> 3	<input type="checkbox"/> 4
	<input type="checkbox"/> 5	<input type="checkbox"/> 6	<input type="checkbox"/> 7	<input type="checkbox"/> 8
TPC:	<input type="checkbox"/> Yes		<input checked="" type="checkbox"/> No	
Antenna requirements §15.203	The transmitter uses an integral antenna and it permanently connected			
Receiver chains	<input checked="" type="checkbox"/> 1	<input type="checkbox"/> 2	<input type="checkbox"/> 3	<input type="checkbox"/> 4
	<input type="checkbox"/> 5	<input type="checkbox"/> 6	<input type="checkbox"/> 7	<input type="checkbox"/> 8
Type of equipment:	<input checked="" type="checkbox"/> Stand-alone		<input type="checkbox"/> Plug-in	<input type="checkbox"/> Combined
Operating temperature range:	Tmin:	<input type="checkbox"/> -20°C	<input checked="" type="checkbox"/> 0°C	<input type="checkbox"/> X °C
	Tnom:	20°C		
	Tmax:	<input type="checkbox"/> 35°C	<input type="checkbox"/> 55°C	<input checked="" type="checkbox"/> 50 °C
Type of power source:	<input checked="" type="checkbox"/> AC power supply		<input type="checkbox"/> DC power supply	<input checked="" type="checkbox"/> Battery Battery Type
Operating voltage range:	Vnom:	<input checked="" type="checkbox"/> 120V/60Hz	<input checked="" type="checkbox"/> 3.7 Vdc	
Mode:	<input type="checkbox"/> Master	<input type="checkbox"/> Slave with radar detection	<input checked="" type="checkbox"/> Slave without radar detection	
	<input type="checkbox"/> Bridge		<input type="checkbox"/> Mesh	
Fixed outdoor P to P/M application:	<input type="checkbox"/> Yes		<input checked="" type="checkbox"/> No	
System architectures:	<input checked="" type="checkbox"/> IP based		<input type="checkbox"/> Frame based	
User access restriction:	<input checked="" type="checkbox"/> Yes (The manufacturer declares that information regarding the parameters of the detected Radar Waveforms is not available to the end user)		<input type="checkbox"/> No	





**L C I E**

<b>Antenna Characteristic</b>			
<b>Antenna assembly</b>	<b>Gain (dBi)</b>	<b>Frequency Band (MHz)</b>	<b>Impedance(<math>\Omega</math>)</b>
1	0	5.15GHz – 5825GHz	50

<b>Hardware information</b>			
Highest internal frequency (PLL, Quartz, Clock, Microprocessor...):	<b>F<sub>Highest</sub>:</b>	<b>6000</b>	<b>MHz</b>
Firmware (if applicable):	<b>V:</b>	150031	
Software (if applicable):	<b>V:</b>	031080	
Equipment intended:	Mobile		
Type of equipment:	Stand-alone		
Equipment sample:	Production model		
Duty cycle:	Continuous duty		
Operating temperature range:	<b>T<sub>min</sub>:</b>	0 °C	
	<b>T<sub>nom</sub>:</b>	20°C	
	<b>T<sub>max</sub>:</b>	50 °C	
Operating voltage:	<b>V<sub>min</sub> (85% V<sub>nom</sub>):</b>	85VAC 60Hz	
	<b>V<sub>nom</sub>:</b>	230VAC 60Hz	
	<b>V<sub>max</sub> (115% V<sub>nom</sub>):</b>	276VAC 60Hz	



L C I E

CHANNEL PLAN		
802.11a / 802.11n HT20/ 802.11ac VHT20		
Channel	Frequency (MHz)	Available Channel
36	5180	<input checked="" type="checkbox"/>
40	5200	<input checked="" type="checkbox"/>
44	5220	<input checked="" type="checkbox"/>
48	5240	<input checked="" type="checkbox"/>
52	5260	<input checked="" type="checkbox"/>
56	5280	<input checked="" type="checkbox"/>
60	5300	<input checked="" type="checkbox"/>
C6=64	5320	<input checked="" type="checkbox"/>
C7=100	5500	<input checked="" type="checkbox"/>
104	5520	<input checked="" type="checkbox"/>
108	5540	<input checked="" type="checkbox"/>
112	5560	<input checked="" type="checkbox"/>
116	5580	<input checked="" type="checkbox"/>
120	5600	<input checked="" type="checkbox"/>
124	5620	<input checked="" type="checkbox"/>
128	5640	<input checked="" type="checkbox"/>
132	5660	<input checked="" type="checkbox"/>
136	5680	<input checked="" type="checkbox"/>
140	5700	<input checked="" type="checkbox"/>
144	5720	<input checked="" type="checkbox"/>
149	5745	<input checked="" type="checkbox"/>
153	5765	<input checked="" type="checkbox"/>
157	5785	<input checked="" type="checkbox"/>
161	5805	<input checked="" type="checkbox"/>
165	5825	<input checked="" type="checkbox"/>



L C I E

CHANNEL PLAN		
802.11n HT40/ 802.11ac VHT40		
Channel	Frequency (MHz)	Available Channel
36+40	5190	<input checked="" type="checkbox"/>
44+48	5230	<input checked="" type="checkbox"/>
52+56	5270	<input checked="" type="checkbox"/>
C17=60+64	5310	<input checked="" type="checkbox"/>
C18=100+104	5510	<input checked="" type="checkbox"/>
108+112	5550	<input checked="" type="checkbox"/>
116+120	5590	<input checked="" type="checkbox"/>
124+128	5630	<input checked="" type="checkbox"/>
132+136	5670	<input checked="" type="checkbox"/>
140+144	5710	<input checked="" type="checkbox"/>
149+153	5755	<input checked="" type="checkbox"/>
157+161	5795	<input checked="" type="checkbox"/>

CHANNEL PLAN		
802.11ac VHT80		
Channel	Frequency (MHz)	Available Channel
36+40+44+48	5210	<input type="checkbox"/>
C25=52+56+60+64	5290	<input type="checkbox"/>
C26=100+104+108+112	5530	<input type="checkbox"/>
116+120+124+128	5610	<input type="checkbox"/>
132+136+140+144	5690	<input type="checkbox"/>
149+153+157+161	5775	<input type="checkbox"/>

CHANNEL PLAN		
802.11ac VHT160		
Channel	Frequency (MHz)	Available Channel
C30=36+40+44+48+52+56+60+64	5250	<input type="checkbox"/>
C31=100+104+108+112+116+120+124+128	5570	<input type="checkbox"/>

No DFS Channel
DFS Channel
Weather DFS Channel (Not Authorised for RSS-247)



L C I E

DATA RATE		
802.11a		
Data Rate (Mbps)	Modulation Type	Modulation Worst Case
6	BPSK	<input checked="" type="checkbox"/>
9	BPSK	<input type="checkbox"/>
12	QPSK	<input type="checkbox"/>
18	QPSK	<input type="checkbox"/>
24	16-QAM	<input type="checkbox"/>
36	16-QAM	<input type="checkbox"/>
48	64-QAM	<input type="checkbox"/>
54	64-QAM	<input type="checkbox"/>



L C I E

DATA RATE										
802.11n HT20										
Available for EUT	MCS Index	Spatial streams	Modulation				Data Rate (Mbps)		Worst Case Modulation	
							(GI = 800ns)	(GI = 400ns)		
☑	0	1	BPSK				6.5	7.2	☑	
	1	1	QPSK				13	14.4	☐	
	2	1	QPSK				19.5	21.7	☐	
	3	1	16-QAM				26	28.9	☐	
	4	1	16-QAM				39	43.3	☐	
	5	1	64-QAM				52	57.8	☐	
	6	1	64-QAM				58.5	65	☐	
☐	7	1	64-QAM				65	72.2	☐	
	8	2	BPSK				13	14.4	☐	
	9	2	QPSK				26	28.9	☐	
	10	2	QPSK				39	43.3	☐	
	11	2	16-QAM				52	57.8	☐	
	12	2	16-QAM				78	86.7	☐	
	13	2	64-QAM				104	115.6	☐	
☐	14	2	64-QAM				117	130.3	☐	
	15	2	64-QAM				130	144.4	☐	
	16	3	BPSK				19.5	21.7	☐	
	17	3	QPSK				39	43.3	☐	
	18	3	QPSK				58.5	65	☐	
	19	3	16-QAM				78	86.7	☐	
	20	3	16-QAM				117	130	☐	
☐	21	3	64-QAM				156	173.3	☐	
	22	3	64-QAM				175.5	195	☐	
	23	3	64-QAM				195	216.7	☐	
	24	4	BPSK				26	28.9	☐	
	25	4	QPSK				52	57.8	☐	
	26	4	QPSK				78	86.7	☐	
	27	4	16-QAM				104	115.6	☐	
☐	28	4	16-QAM				156	173.3	☐	
	29	4	64-QAM				208	231.1	☐	
	30	4	64-QAM				234	260	☐	
	31	4	64-QAM				260	288.9	☐	
	32	1	BPSK	-	-	-	-	-	☐	
	☐	33	2	16-QAM	QPSK	-	-	39	43.3	☐
		34	2	64-QAM	QPSK	-	-	52	57.8	☐
35		2	64-QAM	16-QAM	-	-	65	72.2	☐	
36		2	16-QAM	QPSK	-	-	58.5	65	☐	
37		2	64-QAM	QPSK	-	-	78	86.7	☐	
38		2	64-QAM	16-QAM	-	-	97.5	108.3	☐	
39		3	16-QAM	QPSK	QPSK	-	52	57.8	☐	
☐	40	3	16-QAM	16-QAM	QPSK	-	65	72.2	☐	
	41	3	64-QAM	QPSK	QPSK	-	65	72.2	☐	
	42	3	64-QAM	16-QAM	QPSK	-	78	86.7	☐	
	43	3	64-QAM	16-QAM	16-QAM	-	91	101.1	☐	
	44	3	64-QAM	64-QAM	QPSK	-	91	101.1	☐	
	45	3	64-QAM	64-QAM	16-QAM	-	104	115.6	☐	
	46	3	16-QAM	QPSK	QPSK	-	78	86.7	☐	
	47	3	16-QAM	16-QAM	QPSK	-	97.5	108.3	☐	
	48	3	64-QAM	QPSK	QPSK	-	97.5	108.3	☐	
	49	3	64-QAM	16-QAM	QPSK	-	117	130	☐	
	50	3	64-QAM	16-QAM	16-QAM	-	136.5	151.7	☐	
	51	3	64-QAM	64-QAM	QPSK	-	136.5	151.7	☐	
52	3	64-QAM	64-QAM	16-QAM	-	156	173.3	☐		
☐	53	4	16-QAM	QPSK	QPSK	QPSK	65	72.2	☐	
	54	4	16-QAM	16-QAM	QPSK	QPSK	78	86.7	☐	
	55	4	16-QAM	16-QAM	16-QAM	QPSK	91	101.1	☐	
	56	4	64-QAM	QPSK	QPSK	QPSK	78	86.7	☐	
	57	4	64-QAM	16-QAM	QPSK	QPSK	91	101.1	☐	
	58	4	64-QAM	16-QAM	16-QAM	QPSK	104	115.6	☐	
	59	4	64-QAM	16-QAM	16-QAM	16-QAM	117	130	☐	
	60	4	64-QAM	QPSK	QPSK	QPSK	104	115.6	☐	
	61	4	64-QAM	16-QAM	16-QAM	QPSK	117	130	☐	
	62	4	64-QAM	16-QAM	16-QAM	16-QAM	130	144.4	☐	
	63	4	64-QAM	64-QAM	64-QAM	QPSK	130	144.4	☐	
	64	4	64-QAM	64-QAM	64-QAM	16-QAM	143	158.9	☐	
	65	4	16-QAM	QPSK	QPSK	QPSK	97.5	108.3	☐	
	66	4	16-QAM	16-QAM	QPSK	QPSK	117	130	☐	
	67	4	16-QAM	16-QAM	16-QAM	QPSK	136.5	151.7	☐	
	68	4	64-QAM	QPSK	QPSK	QPSK	117	130	☐	
	69	4	64-QAM	16-QAM	QPSK	QPSK	136.5	151.7	☐	
	70	4	64-QAM	16-QAM	16-QAM	QPSK	156	173.3	☐	
	71	4	64-QAM	16-QAM	16-QAM	16-QAM	175.5	195	☐	
	72	4	64-QAM	64-QAM	QPSK	QPSK	156	173.3	☐	
	73	4	64-QAM	64-QAM	16-QAM	QPSK	175.5	195	☐	
	74	4	64-QAM	64-QAM	16-QAM	16-QAM	195	216.7	☐	
	75	4	64-QAM	64-QAM	64-QAM	QPSK	195	216.7	☐	
	76	4	64-QAM	64-QAM	64-QAM	16-QAM	214.5	238.3	☐	



L C I E

DATA RATE										
802.11n HT40										
Available for EUT	MCS Index	Spatial streams	Modulation				Data Rate (Mbps)		Worst Case Modulation	
							(GI = 800ns)	(GI = 400ns)		
☑	0	1	BPSK				13	15	☑	
	1	1	QPSK				27	30	☐	
	2	1	QPSK				40.5	45	☐	
	3	1	16-QAM				54	60	☐	
	4	1	16-QAM				81	90	☐	
	5	1	64-QAM				108	120	☐	
	6	1	64-QAM				121.5	135	☐	
☐	7	1	64-QAM				135	150	☐	
	8	2	BPSK				27	30	☐	
	9	2	QPSK				54	60	☐	
	10	2	QPSK				81	90	☐	
	11	2	16-QAM				108	120	☐	
	12	2	16-QAM				162	180	☐	
	13	2	64-QAM				216	240	☐	
☐	14	2	64-QAM				243	270	☐	
	15	2	64-QAM				270	300	☐	
	16	3	BPSK				40.5	45	☐	
	17	3	QPSK				81	90	☐	
	18	3	QPSK				121.5	135	☐	
	19	3	16-QAM				162	180	☐	
	20	3	16-QAM				243	270	☐	
☐	21	3	64-QAM				324	360	☐	
	22	3	64-QAM				364.5	405	☐	
	23	3	64-QAM				405	450	☐	
	24	4	BPSK				54	60	☐	
	25	4	QPSK				108	120	☐	
	26	4	QPSK				162	180	☐	
	27	4	16-QAM				216	240	☐	
☐	28	4	16-QAM				324	360	☐	
	29	4	64-QAM				432	480	☐	
	30	4	64-QAM				486	540	☐	
	31	4	64-QAM				540	600	☐	
	32	1	BPSK	-	-	-	6.0	6.7	☐	
	☐	33	2	16-QAM	QPSK	-	-	81	90.0	☐
		34	2	64-QAM	QPSK	-	-	108	120	☐
35		2	64-QAM	16-QAM	-	-	135	150	☐	
36		2	16-QAM	QPSK	-	-	121.5	135	☐	
37		2	64-QAM	QPSK	-	-	162	180	☐	
38		2	64-QAM	16-QAM	-	-	202.5	225	☐	
39		3	16-QAM	QPSK	QPSK	-	108	120	☐	
☐	40	3	16-QAM	16-QAM	QPSK	-	135	150	☐	
	41	3	64-QAM	QPSK	QPSK	-	135	150	☐	
	42	3	64-QAM	16-QAM	QPSK	-	162	180	☐	
	43	3	64-QAM	16-QAM	16-QAM	-	189	210	☐	
	44	3	64-QAM	64-QAM	QPSK	-	189	210	☐	
	45	3	64-QAM	64-QAM	16-QAM	-	216	240	☐	
	46	3	16-QAM	QPSK	QPSK	-	162	180	☐	
	47	3	16-QAM	16-QAM	QPSK	-	202.5	225	☐	
	48	3	64-QAM	QPSK	QPSK	-	202.5	225	☐	
	49	3	64-QAM	16-QAM	QPSK	-	243	270	☐	
	50	3	64-QAM	16-QAM	16-QAM	-	283.5	315	☐	
	51	3	64-QAM	64-QAM	QPSK	-	283.5	315	☐	
52	3	64-QAM	64-QAM	16-QAM	-	324	360	☐		
☐	53	4	16-QAM	QPSK	QPSK	QPSK	135	150	☐	
	54	4	16-QAM	16-QAM	QPSK	QPSK	162	180	☐	
	55	4	16-QAM	16-QAM	16-QAM	QPSK	189	210	☐	
	56	4	64-QAM	QPSK	QPSK	QPSK	162	180	☐	
	57	4	64-QAM	16-QAM	QPSK	QPSK	189	210	☐	
	58	4	64-QAM	16-QAM	16-QAM	QPSK	216	240	☐	
	59	4	64-QAM	16-QAM	16-QAM	16-QAM	243	270	☐	
	60	4	64-QAM	QPSK	QPSK	QPSK	216	240	☐	
	61	4	64-QAM	16-QAM	16-QAM	QPSK	243	270	☐	
	62	4	64-QAM	16-QAM	16-QAM	16-QAM	270	300	☐	
	63	4	64-QAM	64-QAM	64-QAM	QPSK	270	300	☐	
	64	4	64-QAM	64-QAM	64-QAM	16-QAM	297	330	☐	
	65	4	16-QAM	QPSK	QPSK	QPSK	202.5	225	☐	
	66	4	16-QAM	16-QAM	QPSK	QPSK	243	270	☐	
	67	4	16-QAM	16-QAM	16-QAM	QPSK	283.5	315	☐	
	68	4	64-QAM	QPSK	QPSK	QPSK	243	270	☐	
	69	4	64-QAM	16-QAM	QPSK	QPSK	283.5	315	☐	
	70	4	64-QAM	16-QAM	16-QAM	QPSK	324	360	☐	
	71	4	64-QAM	16-QAM	16-QAM	16-QAM	364.5	405	☐	
	72	4	64-QAM	64-QAM	QPSK	QPSK	324	360	☐	
	73	4	64-QAM	64-QAM	16-QAM	QPSK	364.5	405	☐	
	74	4	64-QAM	64-QAM	16-QAM	16-QAM	405	450	☐	
	75	4	64-QAM	64-QAM	64-QAM	QPSK	405	450	☐	
	76	4	64-QAM	64-QAM	64-QAM	16-QAM	445.5	495	☐	

DATA RATE: 802.11ac VHT20									
Available for EUT	MCS Index	Nbr of spatial streams	Modulation (Stream 1/2/3/4)			Coding rate	GI = 800ns	GI = 400ns	Worst Case Modulation



L C I E

□	0	1	BPSK	1/2	6,5	7,2	□
	1	1	QPSK	1/2	13	14,4	□
	2	1	QPSK	3/4	19,5	21,7	□
	3	1	16-QAM	1/2	26	28,9	□
	4	1	16-QAM	3/4	39	43,3	□
	5	1	64-QAM	2/3	52	57,8	□
	6	1	64-QAM	3/4	58,5	65	□
	7	1	64-QAM	5/6	65	72,2	□
	8	1	256-QAM	3/4	78	86,7	□
□	9	1	256-QAM	5/6	N/A	N/A	□
	10	2	BPSK	1/2	13	14,4	□
	11	2	QPSK	1/2	26	28,8	□
	12	2	QPSK	3/4	39	43,4	□
	13	2	16-QAM	1/2	52	57,8	□
	14	2	16-QAM	3/4	78	86,6	□
	15	2	64-QAM	2/3	104	115,6	□
	16	2	64-QAM	3/4	117	130	□
	17	2	64-QAM	5/6	130	144,4	□
□	18	2	256-QAM	3/4	156	173,4	□
	19	2	256-QAM	5/6	N/A	N/A	□
	20	3	BPSK	1/2	19,5	21,6	□
	21	3	QPSK	1/2	39	43,2	□
	22	3	QPSK	3/4	58,5	65,1	□
	23	3	16-QAM	1/2	78	86,7	□
	24	3	16-QAM	3/4	117	129,9	□
	25	3	64-QAM	2/3	156	173,4	□
	26	3	64-QAM	3/4	175,5	195	□
□	27	3	64-QAM	5/6	195	216,6	□
	28	3	256-QAM	3/4	234	260,1	□
	29	3	256-QAM	5/6	N/A	N/A	□
	30	4	BPSK	1/2	26	28,8	□
	31	4	QPSK	1/2	52	57,6	□
	32	4	QPSK	3/4	78	86,8	□
	33	4	16-QAM	1/2	104	115,6	□
	34	4	16-QAM	3/4	156	173,2	□
	35	4	64-QAM	2/3	208	231,2	□
□	36	4	64-QAM	3/4	234	260	□
	37	4	64-QAM	5/6	260	288,8	□
	38	4	256-QAM	3/4	312	346,8	□
	39	4	256-QAM	5/6	N/A	N/A	□
	40	5	BPSK	1/2	32,5	36	□
	41	5	QPSK	1/2	65	72	□
	42	5	QPSK	3/4	97,5	108,5	□
	43	5	16-QAM	1/2	130	144,5	□
	44	5	16-QAM	3/4	195	216,5	□
□	45	5	64-QAM	2/3	260	289	□
	46	5	64-QAM	3/4	292,5	325	□
	47	5	64-QAM	5/6	325	361	□
	48	5	256-QAM	3/4	390	433,5	□
	49	5	256-QAM	5/6	N/A	N/A	□
	50	6	BPSK	1/2	39	43,2	□
	51	6	QPSK	1/2	78	86,4	□
	52	6	QPSK	3/4	117	130,2	□
	53	6	16-QAM	1/2	156	173,4	□
□	54	6	16-QAM	3/4	234	259,8	□
	55	6	64-QAM	2/3	312	346,8	□
	56	6	64-QAM	3/4	351	390	□
	57	6	64-QAM	5/6	390	433,2	□
	58	6	256-QAM	3/4	468	520,2	□
	59	6	256-QAM	5/6	N/A	N/A	□
	60	7	BPSK	1/2	45,5	50,4	□
	61	7	QPSK	1/2	91	100,8	□
	62	7	QPSK	3/4	136,5	151,9	□
□	63	7	16-QAM	1/2	182	202,3	□
	64	7	16-QAM	3/4	273	303,1	□
	65	7	64-QAM	2/3	364	404,6	□
	66	7	64-QAM	3/4	409,5	455	□
	67	7	64-QAM	5/6	455	505,4	□
	68	7	256-QAM	3/4	546	606,9	□
	69	7	256-QAM	5/6	N/A	N/A	□
	70	8	BPSK	1/2	52	57,6	□
	71	8	QPSK	1/2	104	115,2	□
□	72	8	QPSK	3/4	156	173,6	□
	73	8	16-QAM	1/2	208	231,2	□
	74	8	16-QAM	3/4	312	346,4	□
	75	8	64-QAM	2/3	416	462,4	□
	76	8	64-QAM	3/4	468	520	□
	77	8	64-QAM	5/6	520	577,6	□
	78	8	256-QAM	3/4	624	693,6	□
	79	8	256-QAM	5/6	N/A	N/A	□



L C I E

DATA RATE: 802.11ac VHT40							
Available for EUT	MCS Index	Nbr of spatial streams	Modulation (Stream 1/2/3/4)	Coding rate	GI = 800ns	GI = 400ns	Worst Case Modulation
□	0	1	BPSK	1/2	13,5	15	<input type="checkbox"/>
	1	1	QPSK	1/2	27	30	<input type="checkbox"/>
	2	1	QPSK	3/4	40,5	45	<input type="checkbox"/>
	3	1	16-QAM	1/2	54	60	<input type="checkbox"/>
	4	1	16-QAM	3/4	81	90	<input type="checkbox"/>
	5	1	64-QAM	2/3	108	120	<input type="checkbox"/>
	6	1	64-QAM	3/4	121,5	135	<input type="checkbox"/>
	7	1	64-QAM	5/6	135	150	<input type="checkbox"/>
	8	1	256-QAM	3/4	162	180	<input type="checkbox"/>
□	9	1	256-QAM	5/6	180	200	<input type="checkbox"/>
	10	2	BPSK	1/2	27	30	<input type="checkbox"/>
	11	2	QPSK	1/2	54	60	<input type="checkbox"/>
	12	2	QPSK	3/4	81	90	<input type="checkbox"/>
	13	2	16-QAM	1/2	108	120	<input type="checkbox"/>
	14	2	16-QAM	3/4	162	180	<input type="checkbox"/>
	15	2	64-QAM	2/3	216	240	<input type="checkbox"/>
	16	2	64-QAM	3/4	243	270	<input type="checkbox"/>
	17	2	64-QAM	5/6	270	300	<input type="checkbox"/>
□	18	2	256-QAM	3/4	324	360	<input type="checkbox"/>
	19	2	256-QAM	5/6	360	400	<input type="checkbox"/>
	20	3	BPSK	1/2	40,5	45	<input type="checkbox"/>
	21	3	QPSK	1/2	81	90	<input type="checkbox"/>
	22	3	QPSK	3/4	121,5	135	<input type="checkbox"/>
	23	3	16-QAM	1/2	162	180	<input type="checkbox"/>
	24	3	16-QAM	3/4	243	270	<input type="checkbox"/>
	25	3	64-QAM	2/3	324	360	<input type="checkbox"/>
	26	3	64-QAM	3/4	364,5	405	<input type="checkbox"/>
□	27	3	64-QAM	5/6	405	450	<input type="checkbox"/>
	28	3	256-QAM	3/4	486	540	<input type="checkbox"/>
	29	3	256-QAM	5/6	540	600	<input type="checkbox"/>
	30	4	BPSK	1/2	54	60	<input type="checkbox"/>
	31	4	QPSK	1/2	108	120	<input type="checkbox"/>
	32	4	QPSK	3/4	162	180	<input type="checkbox"/>
	33	4	16-QAM	1/2	216	240	<input type="checkbox"/>
	34	4	16-QAM	3/4	324	360	<input type="checkbox"/>
	35	4	64-QAM	2/3	432	480	<input type="checkbox"/>
□	36	4	64-QAM	3/4	486	540	<input type="checkbox"/>
	37	4	64-QAM	5/6	540	600	<input type="checkbox"/>
	38	4	256-QAM	3/4	648	720	<input type="checkbox"/>
	39	4	256-QAM	5/6	720	800	<input type="checkbox"/>
	40	5	BPSK	1/2	67,5	75	<input type="checkbox"/>
	41	5	QPSK	1/2	135	150	<input type="checkbox"/>
	42	5	QPSK	3/4	202,5	225	<input type="checkbox"/>
	43	5	16-QAM	1/2	270	300	<input type="checkbox"/>
	44	5	16-QAM	3/4	405	450	<input type="checkbox"/>
□	45	5	64-QAM	2/3	540	600	<input type="checkbox"/>
	46	5	64-QAM	3/4	607,5	675	<input type="checkbox"/>
	47	5	64-QAM	5/6	675	750	<input type="checkbox"/>
	48	5	256-QAM	3/4	810	900	<input type="checkbox"/>
	49	5	256-QAM	5/6	900	1000	<input type="checkbox"/>
	50	6	BPSK	1/2	81	90	<input type="checkbox"/>
	51	6	QPSK	1/2	162	180	<input type="checkbox"/>
	52	6	QPSK	3/4	243	270	<input type="checkbox"/>
	53	6	16-QAM	1/2	324	360	<input type="checkbox"/>
□	54	6	16-QAM	3/4	486	540	<input type="checkbox"/>
	55	6	64-QAM	2/3	648	720	<input type="checkbox"/>
	56	6	64-QAM	3/4	729	810	<input type="checkbox"/>
	57	6	64-QAM	5/6	810	900	<input type="checkbox"/>
	58	6	256-QAM	3/4	972	1080	<input type="checkbox"/>
	59	6	256-QAM	5/6	1080	1200	<input type="checkbox"/>
	60	7	BPSK	1/2	94,5	105	<input type="checkbox"/>
	61	7	QPSK	1/2	189	210	<input type="checkbox"/>
	62	7	QPSK	3/4	283,5	315	<input type="checkbox"/>
□	63	7	16-QAM	1/2	378	420	<input type="checkbox"/>
	64	7	16-QAM	3/4	567	630	<input type="checkbox"/>
	65	7	64-QAM	2/3	756	840	<input type="checkbox"/>
	66	7	64-QAM	3/4	850,5	945	<input type="checkbox"/>
	67	7	64-QAM	5/6	945	1050	<input type="checkbox"/>
	68	7	256-QAM	3/4	1134	1260	<input type="checkbox"/>
	69	7	256-QAM	5/6	1260	1400	<input type="checkbox"/>
	70	8	BPSK	1/2	108	120	<input type="checkbox"/>
	71	8	QPSK	1/2	216	240	<input type="checkbox"/>
□	72	8	QPSK	3/4	324	360	<input type="checkbox"/>
	73	8	16-QAM	1/2	432	480	<input type="checkbox"/>
	74	8	16-QAM	3/4	648	720	<input type="checkbox"/>
	75	8	64-QAM	2/3	864	960	<input type="checkbox"/>
	76	8	64-QAM	3/4	972	1080	<input type="checkbox"/>
	77	8	64-QAM	5/6	1080	1200	<input type="checkbox"/>
	78	8	256-QAM	3/4	1296	1440	<input type="checkbox"/>
	79	8	256-QAM	5/6	1440	1600	<input type="checkbox"/>





L C I E

DATA RATE: 802.11ac VHT80							
Available for EUT	MCS Index	Nbr of spatial streams	Modulation (Stream 1/2/3/4)	Coding rate	GI = 800ns	GI = 400ns	Worst Case Modulation
□	0	1	BPSK	1/2	29.3	32.5	<input type="checkbox"/>
	1	1	QPSK	1/2	58.5	65	<input type="checkbox"/>
	2	1	QPSK	3/4	87.8	97.5	<input type="checkbox"/>
	3	1	16-QAM	1/2	117	130	<input type="checkbox"/>
	4	1	16-QAM	3/4	175.5	195	<input type="checkbox"/>
	5	1	64-QAM	2/3	234	260	<input type="checkbox"/>
	6	1	64-QAM	3/4	263.3	292.5	<input type="checkbox"/>
	7	1	64-QAM	5/6	292.5	325	<input type="checkbox"/>
	8	1	256-QAM	3/4	351	390	<input type="checkbox"/>
□	9	1	256-QAM	5/6	390	433.3	<input type="checkbox"/>
	10	2	BPSK	1/2	58.6	65	<input type="checkbox"/>
	11	2	QPSK	1/2	117	130	<input type="checkbox"/>
	12	2	QPSK	3/4	175.6	195	<input type="checkbox"/>
	13	2	16-QAM	1/2	234	260	<input type="checkbox"/>
	14	2	16-QAM	3/4	351	390	<input type="checkbox"/>
	15	2	64-QAM	2/3	468	520	<input type="checkbox"/>
	16	2	64-QAM	3/4	526.6	585	<input type="checkbox"/>
	17	2	64-QAM	5/6	585	650	<input type="checkbox"/>
□	18	2	256-QAM	3/4	702	780	<input type="checkbox"/>
	19	2	256-QAM	5/6	780	866.6	<input type="checkbox"/>
	20	3	BPSK	1/2	87.9	97.5	<input type="checkbox"/>
	21	3	QPSK	1/2	175.5	195	<input type="checkbox"/>
	22	3	QPSK	3/4	263.4	292.5	<input type="checkbox"/>
	23	3	16-QAM	1/2	351	390	<input type="checkbox"/>
	24	3	16-QAM	3/4	526.5	585	<input type="checkbox"/>
	25	3	64-QAM	2/3	702	780	<input type="checkbox"/>
	26	3	64-QAM	3/4	789.9	877.5	<input type="checkbox"/>
□	27	3	64-QAM	5/6	877.5	975	<input type="checkbox"/>
	28	3	256-QAM	3/4	1053	1170	<input type="checkbox"/>
	29	3	256-QAM	5/6	1170	1299.9	<input type="checkbox"/>
	30	4	BPSK	1/2	117.2	130	<input type="checkbox"/>
	31	4	QPSK	1/2	234	260	<input type="checkbox"/>
	32	4	QPSK	3/4	351.2	390	<input type="checkbox"/>
	33	4	16-QAM	1/2	468	520	<input type="checkbox"/>
	34	4	16-QAM	3/4	702	780	<input type="checkbox"/>
	35	4	64-QAM	2/3	936	1040	<input type="checkbox"/>
□	36	4	64-QAM	3/4	1053.2	1170	<input type="checkbox"/>
	37	4	64-QAM	5/6	1170	1300	<input type="checkbox"/>
	38	4	256-QAM	3/4	1404	1560	<input type="checkbox"/>
	39	4	256-QAM	5/6	1560	1733.2	<input type="checkbox"/>
	40	5	BPSK	1/2	146.5	162.5	<input type="checkbox"/>
	41	5	QPSK	1/2	292.5	325	<input type="checkbox"/>
	42	5	QPSK	3/4	439	487.5	<input type="checkbox"/>
	43	5	16-QAM	1/2	585	650	<input type="checkbox"/>
	44	5	16-QAM	3/4	877.5	975	<input type="checkbox"/>
□	45	5	64-QAM	2/3	1170	1300	<input type="checkbox"/>
	46	5	64-QAM	3/4	1316.5	1462.5	<input type="checkbox"/>
	47	5	64-QAM	5/6	1462.5	1625	<input type="checkbox"/>
	48	5	256-QAM	3/4	1755	1950	<input type="checkbox"/>
	49	5	256-QAM	5/6	1950	2166.5	<input type="checkbox"/>
	50	6	BPSK	1/2	175.8	195	<input type="checkbox"/>
	51	6	QPSK	1/2	351	390	<input type="checkbox"/>
	52	6	QPSK	3/4	526.8	585	<input type="checkbox"/>
	53	6	16-QAM	1/2	702	780	<input type="checkbox"/>
□	54	6	16-QAM	3/4	1053	1170	<input type="checkbox"/>
	55	6	64-QAM	2/3	1404	1560	<input type="checkbox"/>
	56	6	64-QAM	3/4	1579.8	1755	<input type="checkbox"/>
	57	6	64-QAM	5/6	1755	1950	<input type="checkbox"/>
	58	6	256-QAM	3/4	2106	2340	<input type="checkbox"/>
	59	6	256-QAM	5/6	2340	2599.8	<input type="checkbox"/>
	60	7	BPSK	1/2	205.1	227.5	<input type="checkbox"/>
	61	7	QPSK	1/2	409.5	455	<input type="checkbox"/>
	62	7	QPSK	3/4	614.6	682.5	<input type="checkbox"/>
□	63	7	16-QAM	1/2	819	910	<input type="checkbox"/>
	64	7	16-QAM	3/4	1228.5	1365	<input type="checkbox"/>
	65	7	64-QAM	2/3	1638	1820	<input type="checkbox"/>
	66	7	64-QAM	3/4	1843.1	2047.5	<input type="checkbox"/>
	67	7	64-QAM	5/6	2047.5	2275	<input type="checkbox"/>
	68	7	256-QAM	3/4	2457	2730	<input type="checkbox"/>
	69	7	256-QAM	5/6	2730	3033.1	<input type="checkbox"/>
	70	8	BPSK	1/2	234.4	260	<input type="checkbox"/>
	71	8	QPSK	1/2	468	520	<input type="checkbox"/>
□	72	8	QPSK	3/4	702.4	780	<input type="checkbox"/>
	73	8	16-QAM	1/2	936	1040	<input type="checkbox"/>
	74	8	16-QAM	3/4	1404	1560	<input type="checkbox"/>
	75	8	64-QAM	2/3	1872	2080	<input type="checkbox"/>
	76	8	64-QAM	3/4	2106.4	2340	<input type="checkbox"/>
	77	8	64-QAM	5/6	2340	2600	<input type="checkbox"/>
	78	8	256-QAM	3/4	2808	3120	<input type="checkbox"/>
	79	8	256-QAM	5/6	3120	3466.4	<input type="checkbox"/>

DATA RATE: 802.11ac VHT160



L C I E

Available for EUT	MCS Index	Nbr of spatial streams	Modulation (Stream 1/2/3/4)	Coding rate	GI = 800ns	GI = 400ns	Worst Case Modulation
□	0	1	BPSK	1/2	58,5	65	<input type="checkbox"/>
	1	1	QPSK	1/2	117	130	<input type="checkbox"/>
	2	1	QPSK	3/4	175,5	195	<input type="checkbox"/>
	3	1	16-QAM	1/2	234	260	<input type="checkbox"/>
	4	1	16-QAM	3/4	351	390	<input type="checkbox"/>
	5	1	64-QAM	2/3	468	520	<input type="checkbox"/>
	6	1	64-QAM	3/4	526,5	585	<input type="checkbox"/>
	7	1	64-QAM	5/6	585	650	<input type="checkbox"/>
	8	1	256-QAM	3/4	702	780	<input type="checkbox"/>
□	9	1	256-QAM	5/6	780	866,6	<input type="checkbox"/>
	10	2	BPSK	1/2	117	130	<input type="checkbox"/>
	11	2	QPSK	1/2	234	260	<input type="checkbox"/>
	12	2	QPSK	3/4	351	390	<input type="checkbox"/>
	13	2	16-QAM	1/2	468	520	<input type="checkbox"/>
	14	2	16-QAM	3/4	702	780	<input type="checkbox"/>
	15	2	64-QAM	2/3	936	1040	<input type="checkbox"/>
	16	2	64-QAM	3/4	1053	1170	<input type="checkbox"/>
	17	2	64-QAM	5/6	1170	1300	<input type="checkbox"/>
□	18	2	256-QAM	3/4	1404	1560	<input type="checkbox"/>
	19	2	256-QAM	5/6	1560	1733,3	<input type="checkbox"/>
	20	3	BPSK	1/2	175,5	195	<input type="checkbox"/>
	21	3	QPSK	1/2	351	390	<input type="checkbox"/>
	22	3	QPSK	3/4	526,5	585	<input type="checkbox"/>
	23	3	16-QAM	1/2	702	780	<input type="checkbox"/>
	24	3	16-QAM	3/4	1053	1170	<input type="checkbox"/>
	25	3	64-QAM	2/3	1404	1560	<input type="checkbox"/>
	26	3	64-QAM	3/4	1579,5	1755	<input type="checkbox"/>
□	27	3	64-QAM	5/6	1755	1950	<input type="checkbox"/>
	28	3	256-QAM	3/4	2106	2340	<input type="checkbox"/>
	29	3	256-QAM	5/6	-	-	<input type="checkbox"/>
	30	4	BPSK	1/2	234	260	<input type="checkbox"/>
	31	4	QPSK	1/2	468	520	<input type="checkbox"/>
	32	4	QPSK	3/4	702	780	<input type="checkbox"/>
	33	4	16-QAM	1/2	936	1040	<input type="checkbox"/>
	34	4	16-QAM	3/4	1404	1560	<input type="checkbox"/>
	35	4	64-QAM	2/3	1872	2080	<input type="checkbox"/>
□	36	4	64-QAM	3/4	2106	2340	<input type="checkbox"/>
	37	4	64-QAM	5/6	2340	2600	<input type="checkbox"/>
	38	4	256-QAM	3/4	2808	3120	<input type="checkbox"/>
	39	4	256-QAM	5/6	3120	3466,7	<input type="checkbox"/>
	40	5	BPSK	1/2	292,5	325	<input type="checkbox"/>
	41	5	QPSK	1/2	585	650	<input type="checkbox"/>
	42	5	QPSK	3/4	877,5	975	<input type="checkbox"/>
	43	5	16-QAM	1/2	1170	1300	<input type="checkbox"/>
	44	5	16-QAM	3/4	1755	1950	<input type="checkbox"/>
□	45	5	64-QAM	2/3	2340	2600	<input type="checkbox"/>
	46	5	64-QAM	3/4	2632,5	2925	<input type="checkbox"/>
	47	5	64-QAM	5/6	2925	3250	<input type="checkbox"/>
	48	5	256-QAM	3/4	3510	3900	<input type="checkbox"/>
	49	5	256-QAM	5/6	3900	4333,3	<input type="checkbox"/>
	50	6	BPSK	1/2	351	390	<input type="checkbox"/>
	51	6	QPSK	1/2	702	780	<input type="checkbox"/>
	52	6	QPSK	3/4	1053	1170	<input type="checkbox"/>
	53	6	16-QAM	1/2	1404	1560	<input type="checkbox"/>
□	54	6	16-QAM	3/4	2106	2340	<input type="checkbox"/>
	55	6	64-QAM	2/3	2808	3120	<input type="checkbox"/>
	56	6	64-QAM	3/4	3159	3510	<input type="checkbox"/>
	57	6	64-QAM	5/6	3510	3900	<input type="checkbox"/>
	58	6	256-QAM	3/4	4212	4680	<input type="checkbox"/>
	59	6	256-QAM	5/6	4680	5200	<input type="checkbox"/>
	60	7	BPSK	1/2	409,5	455	<input type="checkbox"/>
	61	7	QPSK	1/2	819	910	<input type="checkbox"/>
	62	7	QPSK	3/4	1228,5	1365	<input type="checkbox"/>
□	63	7	16-QAM	1/2	1638	1820	<input type="checkbox"/>
	64	7	16-QAM	3/4	2457	2730	<input type="checkbox"/>
	65	7	64-QAM	2/3	3276	3640	<input type="checkbox"/>
	66	7	64-QAM	3/4	3685,5	4095	<input type="checkbox"/>
	67	7	64-QAM	5/6	4095	4550	<input type="checkbox"/>
	68	7	256-QAM	3/4	4914	5460	<input type="checkbox"/>
	69	7	256-QAM	5/6	5460	6066,7	<input type="checkbox"/>
	70	8	BPSK	1/2	468	520	<input type="checkbox"/>
	71	8	QPSK	1/2	936	1040	<input type="checkbox"/>
□	72	8	QPSK	3/4	1404	1560	<input type="checkbox"/>
	73	8	16-QAM	1/2	1872	2080	<input type="checkbox"/>
	74	8	16-QAM	3/4	2808	3120	<input type="checkbox"/>
	75	8	64-QAM	2/3	3744	4160	<input type="checkbox"/>
	76	8	64-QAM	3/4	4212	4680	<input type="checkbox"/>
	77	8	64-QAM	5/6	4680	5200	<input type="checkbox"/>
	78	8	256-QAM	3/4	5616	6240	<input type="checkbox"/>
	79	8	256-QAM	5/6	6240	6932,3	<input type="checkbox"/>



Test report reference: 18390042-787450-D (FILE#5215959)

802.11a		
Channel	C6	C7
Occupied Bandwidth (MHz)	16.59	16.51

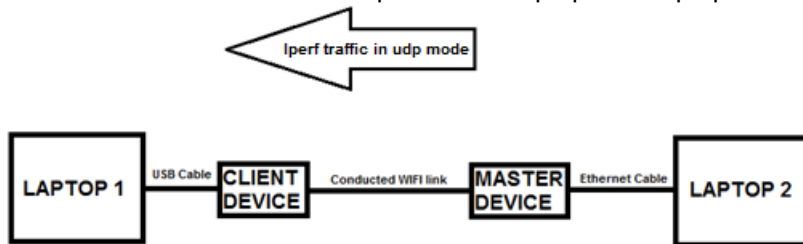
802.11n HT20/ac VHT20		
Channel	C6	C7
Occupied Bandwidth (MHz)	17.6	17.58

802.11n HT40/ac VHT40		
Channel	C17	C18
Occupied Bandwidth (MHz)	36.19	36.22

## 2.2. RUNNING MODE

Test mode	Description of test mode
Test mode 1	Emission-reception with a duty cycle above 17% in the data rate that produced the highest output power and lperf traffic in udp mode(1)

(1) System testings is performed with iperf test software in udp mode from the Master Device to the Client Device on the test channel. The data traffic is performed Laptop 2 to Laptop 1



Test	Running mode	
Channel Availability Check Time & DFS Detection Threshold	<input checked="" type="checkbox"/> Test mode 1 (1)	<input type="checkbox"/> Alternative test mode()
U-NII Detection Bandwidth	<input checked="" type="checkbox"/> Test mode 1 (1)	<input type="checkbox"/> Alternative test mode()
Statistical Performance Check & DFS Detection Threshold	<input checked="" type="checkbox"/> Test mode 1 (1)	<input type="checkbox"/> Alternative test mode()
Channel Closing Transmission Time & Channel Move Time	<input checked="" type="checkbox"/> Test mode 1 (1)	<input type="checkbox"/> Alternative test mode()
Non-occupancy period	<input checked="" type="checkbox"/> Test mode 1 (1)	<input type="checkbox"/> Alternative test mode()

- (1) Following commands with the specific test software "X" are used to set the product:
- See document "X"(provided by customer) for the command used during test.

## 2.3. EQUIPMENT LABELLING



## 2.4. EQUIPMENT MODIFICATION

- None       Modification:

### 3. DFS DETECTION THRESHOLDS DETERMINATION, REFERENCE NOISE LEVEL & CHANNEL LOADING

#### 3.1. TEST CONDITIONS

Test performed by : Majid MOURZAGH - Akram HAKKARI  
 Date of test : April 7, 2023  
 Ambient temperature : 21 °C  
 Relative humidity : 30 %

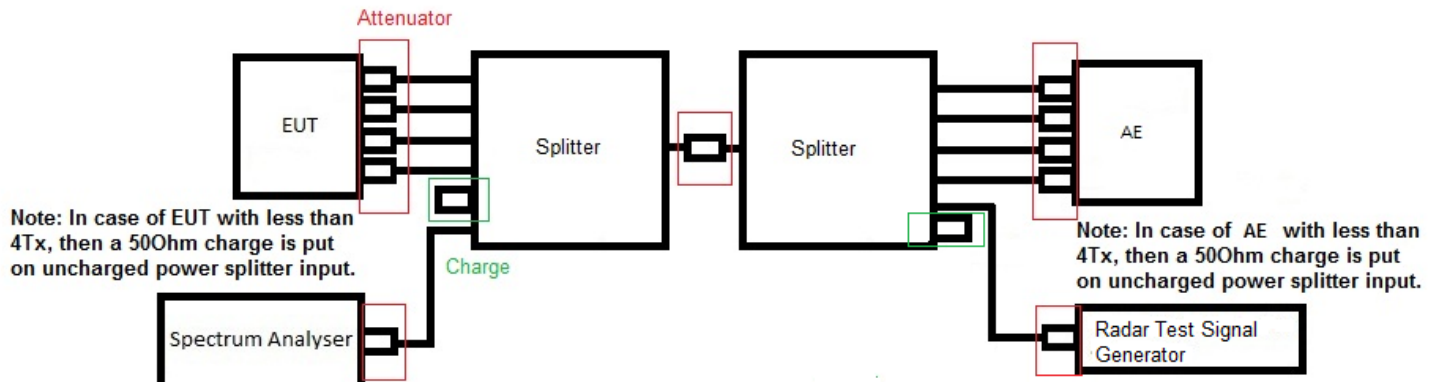
#### 3.2. TEST SETUP

- The Equipment Under Test is:

- On a table
- In an anechoic chamber

- Measurement is performed with a spectrum analyzer:

- On the EUT conducted access
- On the EUT with a test fixture





Photograph for DFS Detection Thresholds Determination, Reference Noise Level, Channel Loading

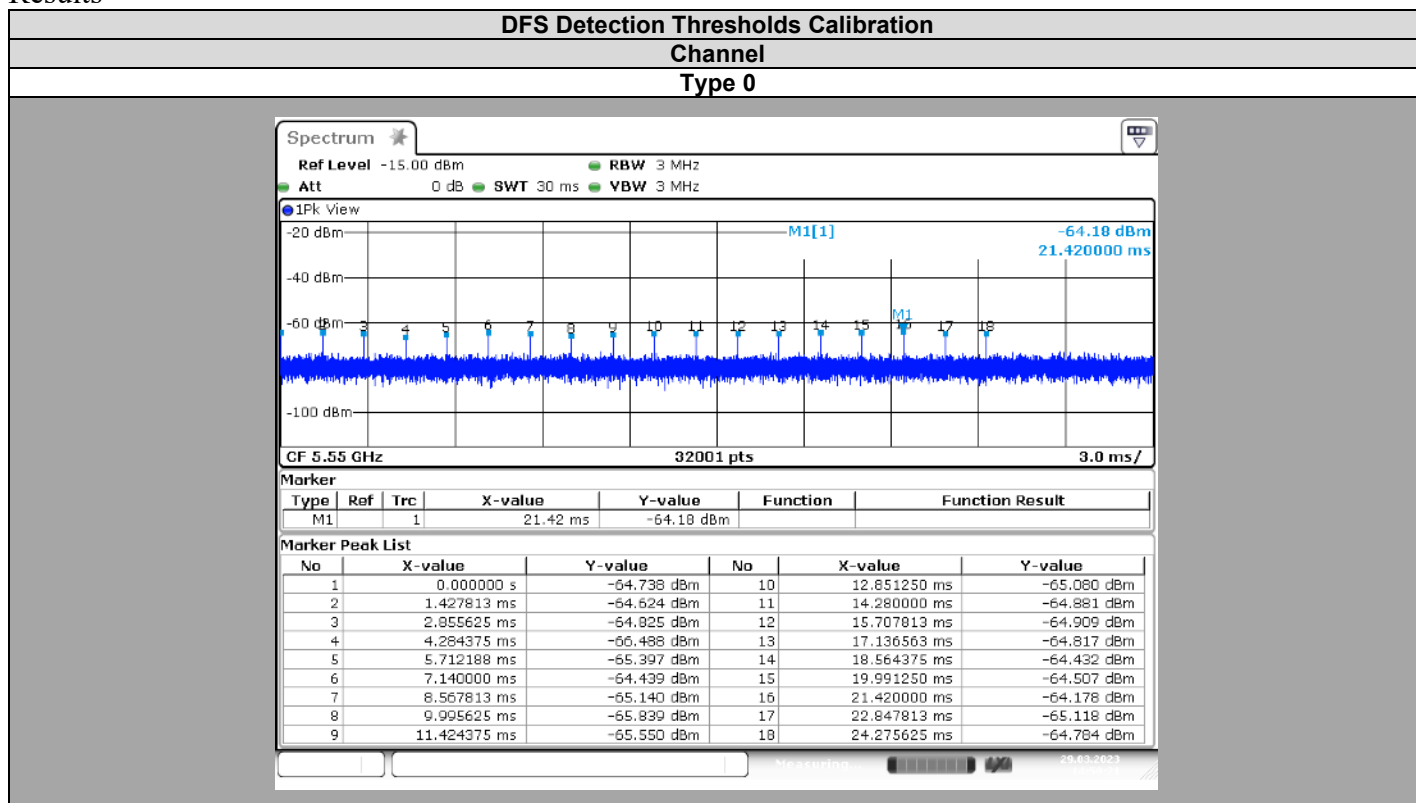
### 3.3. TEST EQUIPMENT LIST

TEST EQUIPMENT USED					
Description	Manufacturer	Model	Identifier	Cal_Date	Cal_Due
Attenuator 10dB SMA	Mini-Circuit	BW-S10W2+	A7122259	05/21	05/23
Attenuator 10dB SMA	Mini-Circuit	BW-S10W2+	A7122258	05/21	05/23
Attenuator 3dB SMA	Mini-Circuit	BW-S3W2+	A7122255	05/21	05/23
Attenuator 3dB SMA	Mini-Circuit	BW-S3W2+	A7122257	05/21	05/23
Attenuator 3dB SMA	Mini-Circuit	BW-S3W2+	A7122251	05/21	05/23
Attenuator 3dB SMA	Mini-Circuit	BW-S3W2+	A7122250	05/21	05/23
Attenuator 3dB SMA	Mini-Circuit	BW-S3W2+	A7122253	05/21	05/23
Attenuator 3dB SMA	Mini-Circuit	BW-S3W2+	A7122254	05/21	05/23
Attenuator 3dB SMA	Mini-Circuit	BW-S3W2+	A7122252	05/21	05/23
Attenuator 3dB SMA	Mini-Circuit	BW-S3W2+	A7122256	05/21	05/23
Attenuator 40dB SMA	Mini-Circuit	BW-S10W2+	A7122263	05/21	05/23
Attenuator 40dB SMA	Mini-Circuit	BW-S10W2+	A7122264	05/21	05/23
Attenuator 40dB SMA	Mini-Circuit	BW-S10W2+	A7122265	05/21	05/23
Attenuator 40dB SMA	Mini-Circuit	BW-S10W2+	A7122261	05/21	05/23
Attenuator 40dB SMA	Mini-Circuit	BW-S10W2+	A7122262	05/21	05/23
Attenuator 40dB SMA	Mini-Circuit	BW-S10W2+	A7122260	05/21	05/23
Cable Adap Splitter	—	6GHz	A5329636	02/23	02/25
Cable SMA	—	18GHz	A5329634	05/21	05/23
Cable SMA 60cm	TELEDYNE	18GHz	A5329683	05/21	05/23
Cable SMA 60cm	TELEDYNE	18GHz	A5329686	05/21	05/23
Cable SMA 60cm	TELEDYNE	18GHz	A5329698	05/21	05/23
Cable SMA 60cm	TELEDYNE	18GHz	A5329685	05/21	05/23
Cable SMA 60cm	TELEDYNE	18GHz	A5329693	05/21	05/23
Cable SMA 60cm	TELEDYNE	18GHz	A5329692	05/21	05/23
Cable SMA 60cm	TELEDYNE	18GHz	A5329689	05/21	05/23
Cable SMA 60cm	TELEDYNE	18GHz	A5329697	05/21	05/23
Cable SMA 60cm	TELEDYNE	18GHz	A5329694	05/21	05/23
Cable SMA 60cm (smj)	TELEDYNE	18GHz	A5329687	05/21	05/23
Full Anechoic Room	SIEPEL	—	D3044024		
Multimeter - CEM	FLUKE	87	A1240251	03/21	03/23
Power supply DC	METRIX	AX503	A7042307		
Spectrum analyzer	ROHDE & SCHWARZ	FSV 40	A4060059	11/21	11/23
Splitter	Mini Circuits	ZN8PD-642W-S+	A7130081	05/21	05/23
Splitter	Mini Circuits	ZN8PD-642W-S+	A7130080	05/21	05/23
Vector Signal Generator	ROHDE & SCHWARZ	SMJ100A	A5400043	05/22	05/24

Note: In our quality system, the test equipment calibration due is more & less 2 months



Results



Channel	Channel
Applicable Level (dBm)	-64
Lowest Antenna Gain (dBi)	
DFS Detection Thresholds (dBm)	-64
Additional Level (dB)	1
Radar Level (dBm)	-63

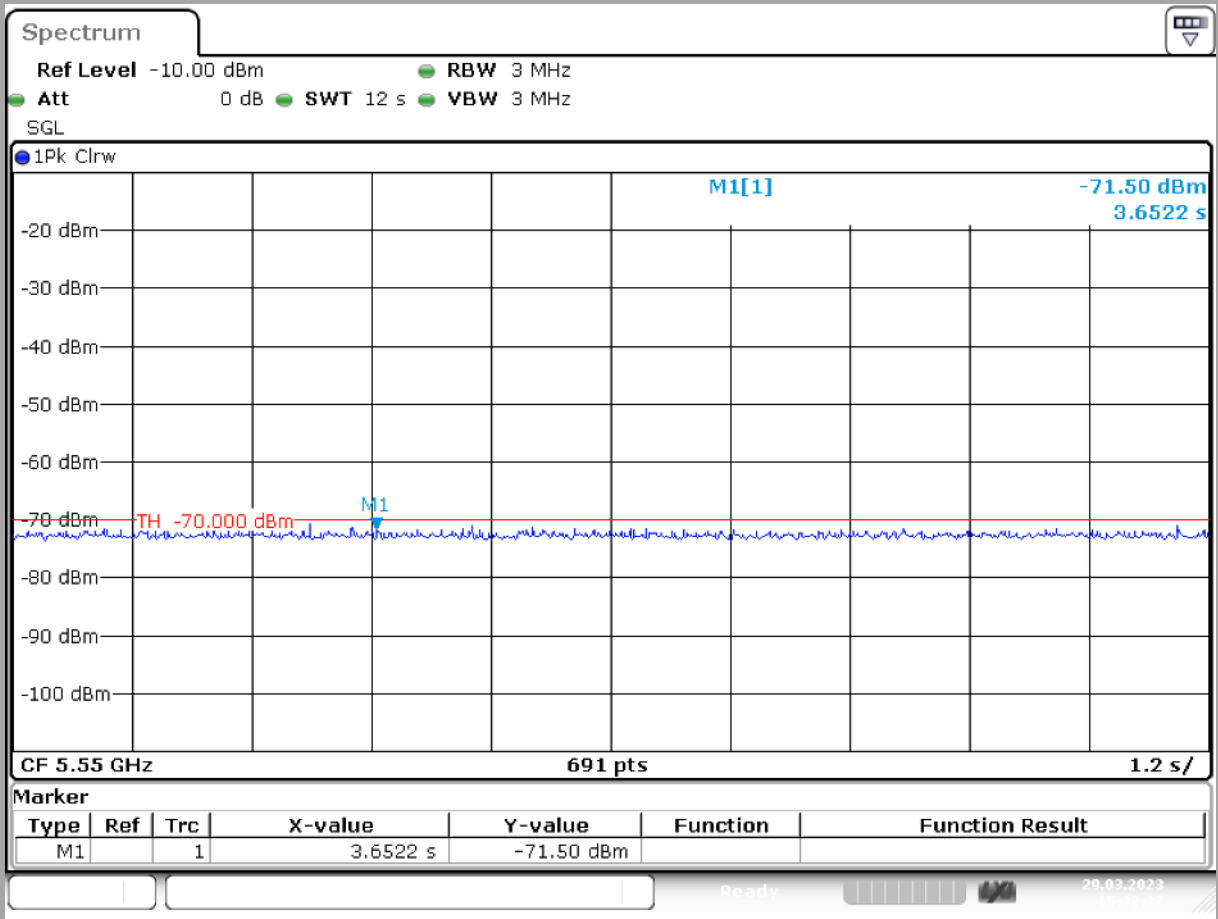
Channel	Channel
EIRP (See test report from FCC ID: RRK2012060056-1)	338,065mW
DFS Detection thresholds applied	-64dBm
Additional Level (dB)	1
DFS Detection thresholds applied	-63dBm





L C I E

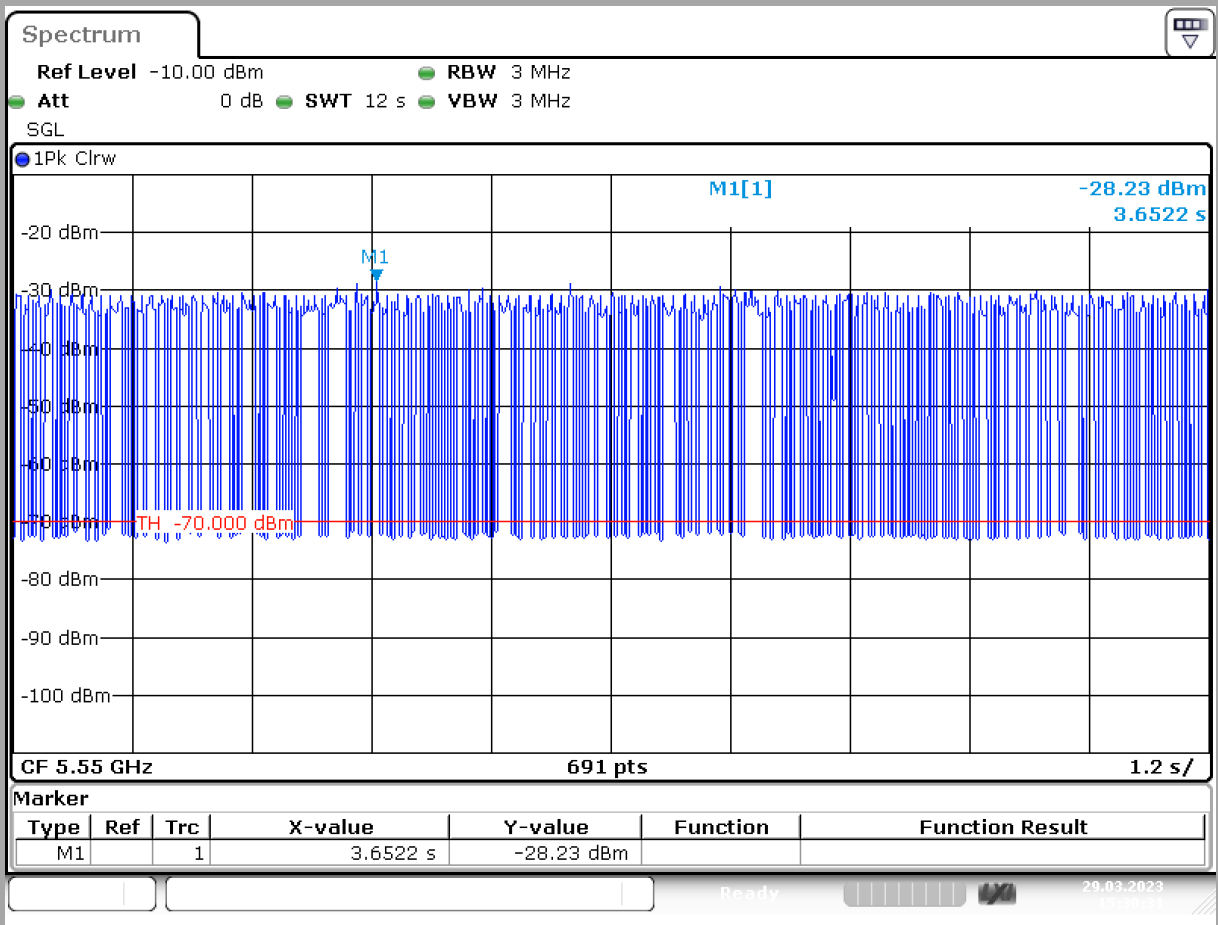
### Reference Noise Level Channel





L C I E

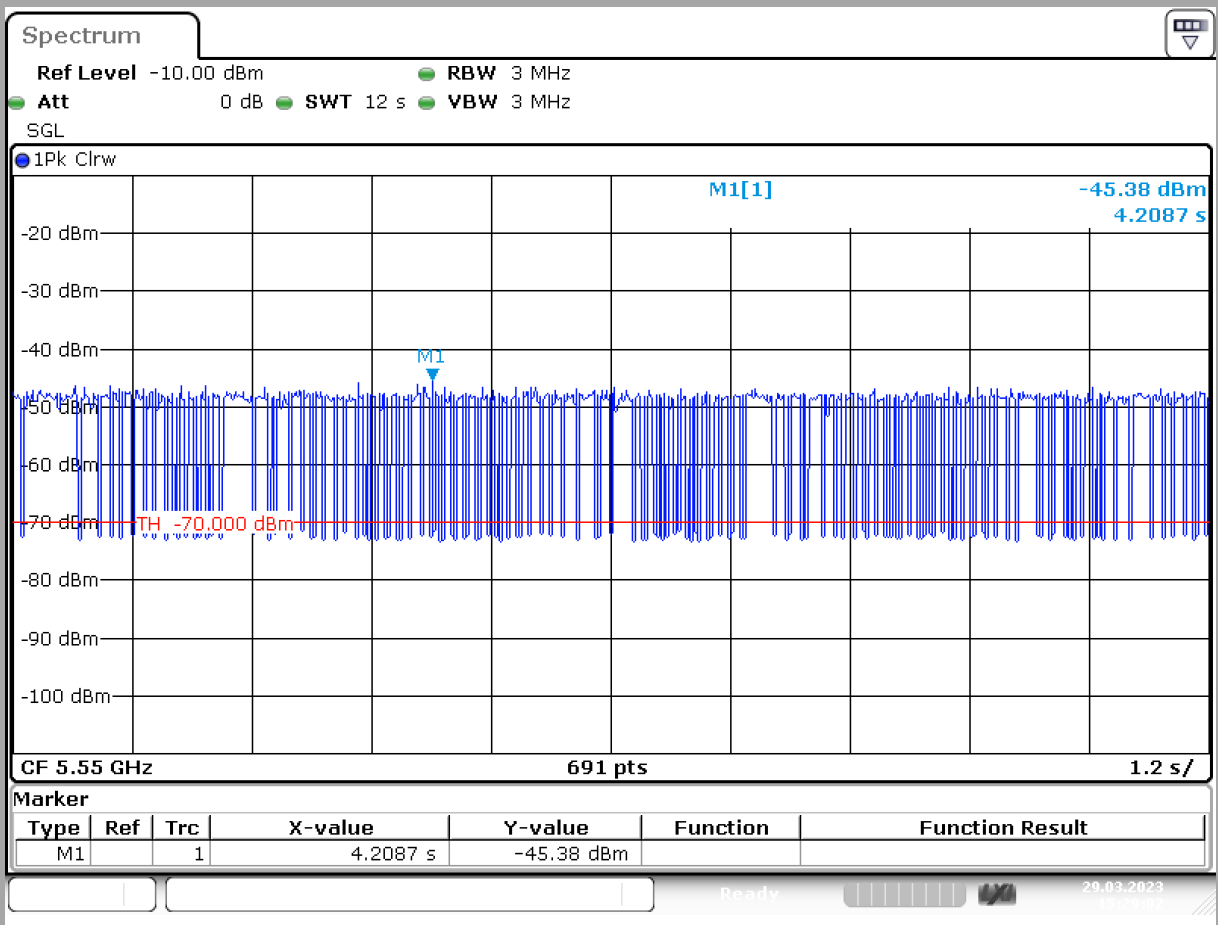
Master Level  
Channel





L C I E

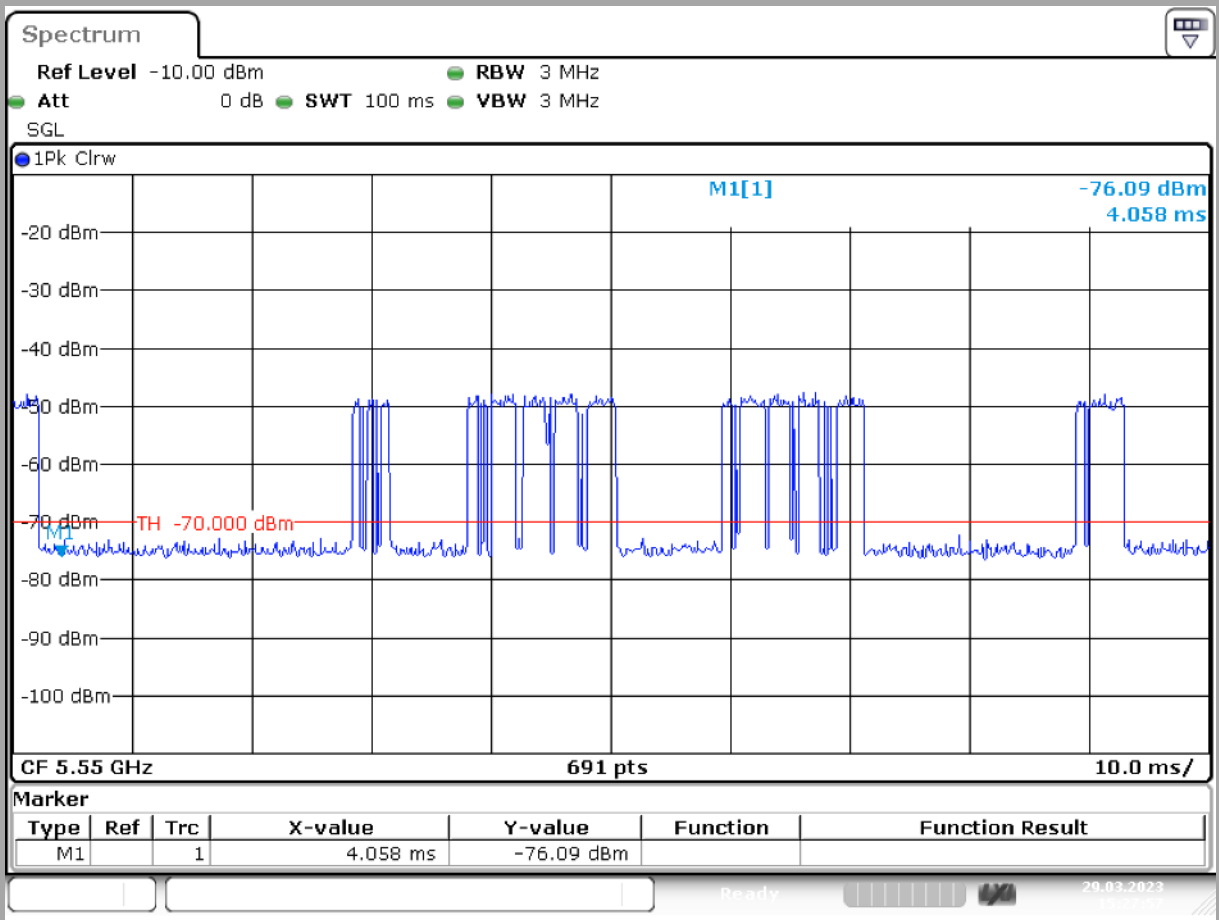
Client Level  
Channel





L C I E

Master Channel



Duty Cycle (%)

Over 17%

## 4. DYNAMIC FREQUENCY SELECTION (DFS): CHANNEL CLOSING TRANSMISSION TIME & CHANNEL MOVE TIME

### 4.1. TEST CONDITIONS

Test performed by : Majid MOURZAGH - Akram HAKKARI  
 Date of test : April 7, 2023  
 Ambient temperature : 21 °C  
 Relative humidity : 30 %

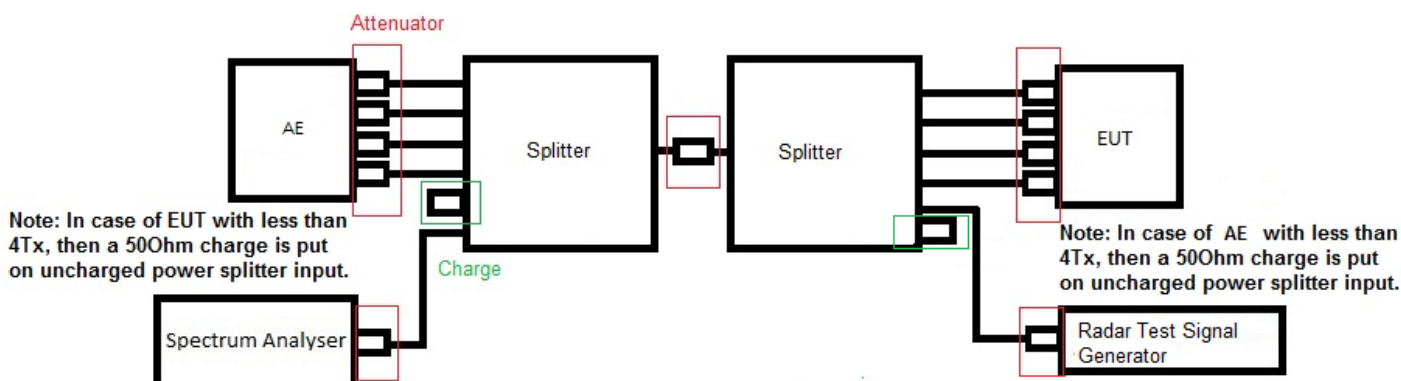
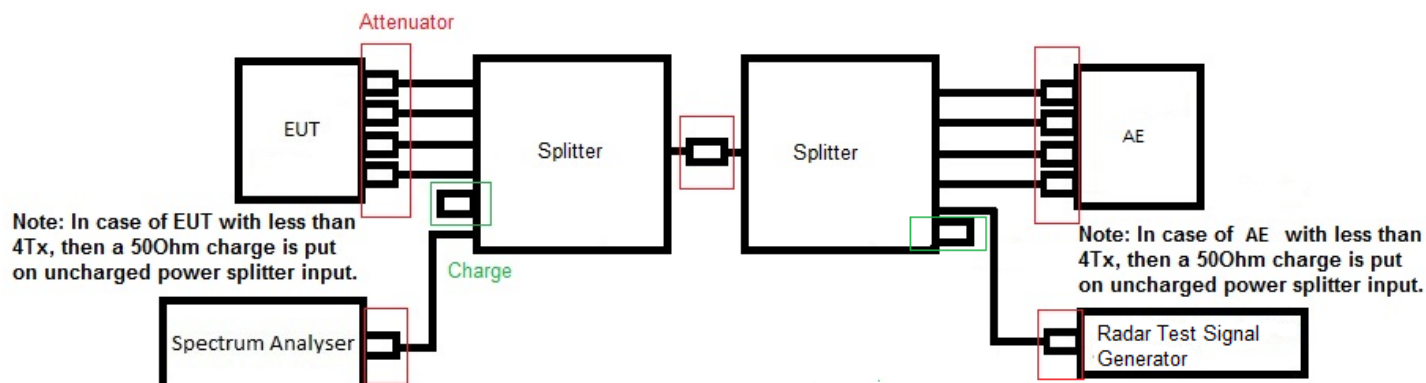
### 4.2. TEST SETUP


- The Equipment Under Test is:

- On a table
- In an anechoic chamber

- Measurement is performed with a spectrum analyzer:

- On the EUT conducted access
- On the EUT with a test fixture





Photograph for DFS Channel Closing Transmission Time & Channel Move Time

**4.3. LIMIT**

Channel Closing Transmission Time shall not exceed 0.26second  
Channel Move Time shall not exceed 10seconds

**4.1. DIVERGENCE, ADDITION OR SUPPRESSION ON THE TEST SPECIFICATION**

None       Divergence:



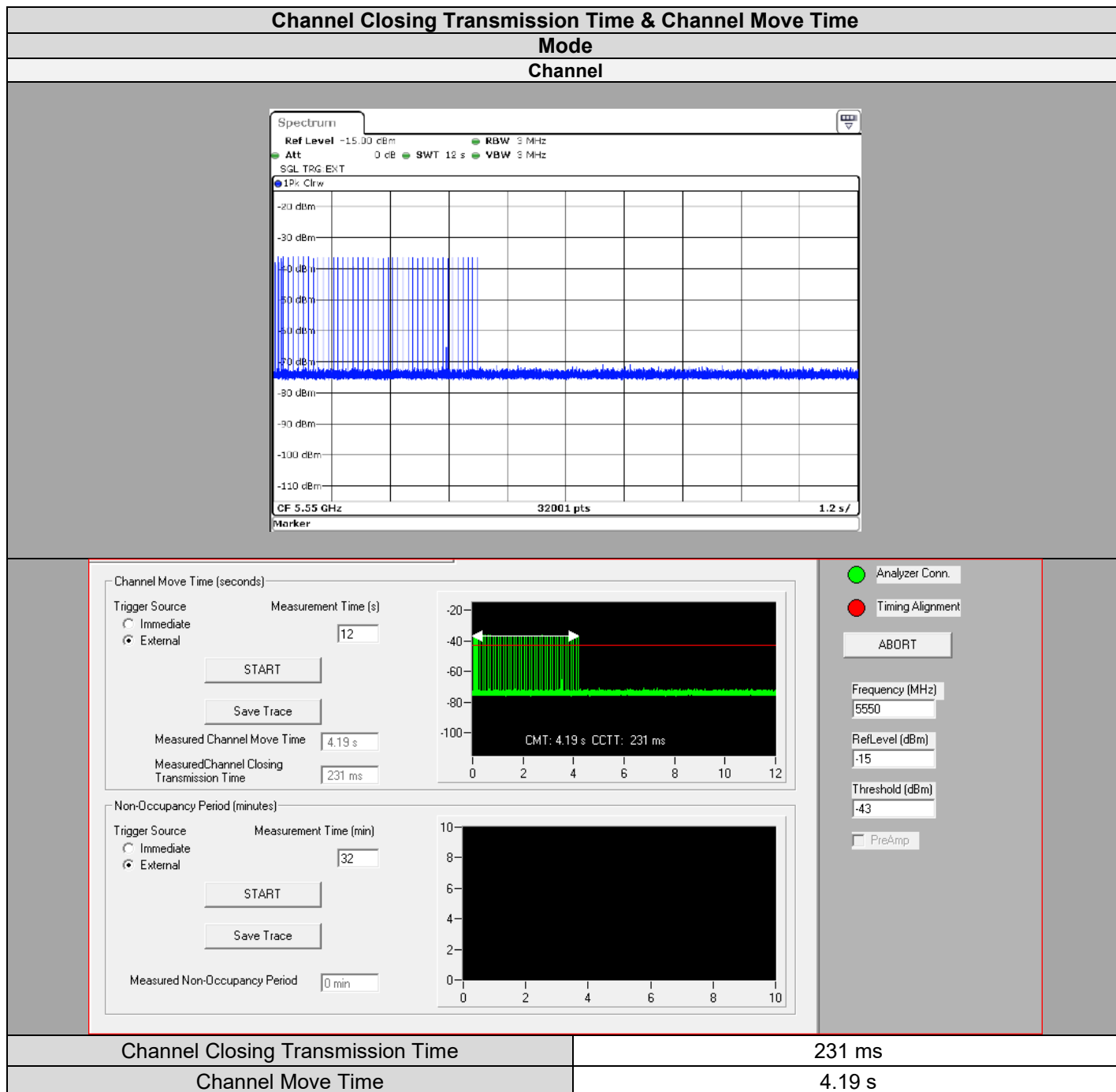
L C I E

## 4.2. TEST EQUIPMENT LIST

TEST EQUIPMENT USED					
Description	Manufacturer	Model	Identifier	Cal_Date	Cal_Due
Attenuator 10dB SMA	Mini-Circuit	BW-S10W2+	A7122259	05/21	05/23
Attenuator 10dB SMA	Mini-Circuit	BW-S10W2+	A7122258	05/21	05/23
Attenuator 3dB SMA	Mini-Circuit	BW-S3W2+	A7122255	05/21	05/23
Attenuator 3dB SMA	Mini-Circuit	BW-S3W2+	A7122257	05/21	05/23
Attenuator 3dB SMA	Mini-Circuit	BW-S3W2+	A7122251	05/21	05/23
Attenuator 3dB SMA	Mini-Circuit	BW-S3W2+	A7122250	05/21	05/23
Attenuator 3dB SMA	Mini-Circuit	BW-S3W2+	A7122253	05/21	05/23
Attenuator 3dB SMA	Mini-Circuit	BW-S3W2+	A7122254	05/21	05/23
Attenuator 3dB SMA	Mini-Circuit	BW-S3W2+	A7122252	05/21	05/23
Attenuator 3dB SMA	Mini-Circuit	BW-S3W2+	A7122256	05/21	05/23
Attenuator 40dB SMA	Mini-Circuit	BW-S10W2+	A7122263	05/21	05/23
Attenuator 40dB SMA	Mini-Circuit	BW-S10W2+	A7122264	05/21	05/23
Attenuator 40dB SMA	Mini-Circuit	BW-S10W2+	A7122265	05/21	05/23
Attenuator 40dB SMA	Mini-Circuit	BW-S10W2+	A7122261	05/21	05/23
Attenuator 40dB SMA	Mini-Circuit	BW-S10W2+	A7122262	05/21	05/23
Attenuator 40dB SMA	Mini-Circuit	BW-S10W2+	A7122260	05/21	05/23
Cable Adap Splitter	—	6GHz	A5329636	02/23	02/25
Cable SMA	—	18GHz	A5329634	05/21	05/23
Cable SMA 60cm	TELEDYNE	18GHz	A5329683	05/21	05/23
Cable SMA 60cm	TELEDYNE	18GHz	A5329686	05/21	05/23
Cable SMA 60cm	TELEDYNE	18GHz	A5329698	05/21	05/23
Cable SMA 60cm	TELEDYNE	18GHz	A5329685	05/21	05/23
Cable SMA 60cm	TELEDYNE	18GHz	A5329693	05/21	05/23
Cable SMA 60cm	TELEDYNE	18GHz	A5329692	05/21	05/23
Cable SMA 60cm	TELEDYNE	18GHz	A5329689	05/21	05/23
Cable SMA 60cm	TELEDYNE	18GHz	A5329697	05/21	05/23
Cable SMA 60cm	TELEDYNE	18GHz	A5329694	05/21	05/23
Cable SMA 60cm (smj)	TELEDYNE	18GHz	A5329687	05/21	05/23
Full Anechoic Room	SIEPEL	—	D3044024		
Multimeter - CEM	FLUKE	87	A1240251	03/21	03/23
Power supply DC	METRIX	AX503	A7042307		
Spectrum analyzer	ROHDE & SCHWARZ	FSV 40	A4060059	11/21	11/23
Splitter	Mini Circuits	ZN8PD-642W-S+	A7130081	05/21	05/23
Splitter	Mini Circuits	ZN8PD-642W-S+	A7130080	05/21	05/23
Vector Signal Generator	ROHDE & SCHWARZ	SMJ100A	A5400043	05/22	05/24

Note: In our quality system, the test equipment calibration due is more & less 2 months

### 4.3. RESULTS



### 4.4. CONCLUSION

Channel Closing Transmission Time & Channel Move Time measurement performed on the sample of the product **INGENICO Move/2600**, SN: **221967317151286025803467**, in configuration and description presented in this test report, show levels **compliant** to the 47 CFR PART 15.407 & RSS 247 ISSUE 1 limits.





L C I E

**5. RADAR TEST SIGNAL TYPE 0**

TYPE 0		
Pulses per Burst	Pulse Width ( $\mu\text{sec}$ )	PRI ( $\mu\text{s}$ )
18	1	1428



## 6. UNCERTAINTIES CHART

47 CFR Part 15.209 & 15.207 Kind of test	Wide uncertainty laboratory (k=2) $\pm x$ (dB) / (Hz)/ ms	Uncertainty limit
<i>RF power, conducted</i>	$\pm 1.2$ dB	$\pm 1.5$ dB
<i>Power Spectral Density, Conducted</i>	$\pm 1.7$ dB	$\pm 3$ dB
<i>Spurious emission, conducted</i>	$\pm 2.3$ dB	$\pm 3$ dB
<i>Time</i>	$\pm 2.3$ %	$\pm 5$ %

The uncertainty values calculated by the laboratory are lower than limit uncertainty values defined by the CISPR. The conformity of the sample is directly established by the applicable limits values. This table includes all uncertainties maximum feasible for testing in the laboratory, whether or not made in this report