

## Measurement Results

1-9148/19-01-03\_log1\_conducted.pdf

[Test logging](#)

---

This addendum is electronically signed and valid without handwritten signature.  
For verification of the electronic signatures, the public keys can be requested at the testing laboratory.

Document authorized:

---

---

Mihail Dorongovskij  
Lab Manager  
Radio Communications & EMC

## Table of Content

IUT Summary	5
1. Common2G4 Peak Output Power conducted 3MHz_3MHz ~ WLAN2G4 b-mode	6
2. Common2G4 Peak Output Power conducted 3MHz_3MHz ~ WLAN2G4 b-mode	8
3. Common2G4 Peak Output Power conducted 3MHz_3MHz ~ WLAN2G4 b-mode	10
4. FCC Part 15.247 Bandwidth 6dB DTS ~ WLAN2G4 b-mode	12
5. FCC Part 15.247 Bandwidth 6dB DTS ~ WLAN2G4 b-mode	14
6. FCC Part 15.247 Bandwidth 6dB DTS ~ WLAN2G4 b-mode	16
7. FCC Part 15.247 Bandwidth 6dB DTS ~ WLAN2G4 g-mode	18
8. FCC Part 15.247 Bandwidth 6dB DTS ~ WLAN2G4 g-mode	20
9. FCC Part 15.247 Bandwidth 6dB DTS ~ WLAN2G4 g-mode	22
10. FCC Part 15.247 Bandwidth 6dB DTS ~ WLAN2G4 g-mode	24
11. FCC Part 15.247 Bandwidth 6dB DTS ~ WLAN2G4 g-mode	26
12. FCC Part 15.247 Bandwidth 6dB DTS ~ WLAN2G4 g-mode	28
13. FCC Part 15.247 Bandwidth 6dB DTS ~ WLAN2G4 nHT20-mode	30
14. FCC Part 15.247 Bandwidth 6dB DTS ~ WLAN2G4 nHT20-mode	32
15. FCC Part 15.247 Bandwidth 6dB DTS ~ WLAN2G4 nHT20-mode	34
16. FCC Part 15.247 Bandwidth 6dB DTS ~ WLAN2G4 nHT20-mode	36
17. FCC Part 15.247 Bandwidth 6dB DTS ~ WLAN2G4 nHT20-mode	38
18. FCC Part 15.247 Bandwidth 6dB DTS ~ WLAN2G4 nHT40-mode	40
19. FCC Part 15.247 Bandwidth 6dB DTS ~ WLAN2G4 nHT40-mode	42
20. FCC Part 15.247 Bandwidth 6dB DTS ~ WLAN2G4 nHT40-mode	44
21. FCC Part 15.247 Bandwidth 6dB DTS ~ WLAN2G4 nHT40-mode	46
22. FCC Part 15.247 Bandwidth 6dB DTS ~ WLAN2G4 nHT40-mode	48
23. FCC Part 15.247 Bandwidth 6dB DTS ~ WLAN2G4 nHT40-mode	50
24. FCC Part 15.247 Bandwidth 6dB DTS ~ WLAN2G4 nHT40-mode	52
25. FCC Part 15.247 Bandwidth 99PCT-20dB ~ WLAN2G4 b-mode	54
26. FCC Part 15.247 Bandwidth 99PCT-20dB ~ WLAN2G4 b-mode	57
27. FCC Part 15.247 Bandwidth 99PCT-20dB ~ WLAN2G4 b-mode	60
28. FCC Part 15.247 Bandwidth 99PCT-20dB ~ WLAN2G4 g-mode	63
29. FCC Part 15.247 Bandwidth 99PCT-20dB ~ WLAN2G4 g-mode	66
30. FCC Part 15.247 Bandwidth 99PCT-20dB ~ WLAN2G4 g-mode	69
31. FCC Part 15.247 Bandwidth 99PCT-20dB ~ WLAN2G4 g-mode	72
32. FCC Part 15.247 Bandwidth 99PCT-20dB ~ WLAN2G4 g-mode	75
33. FCC Part 15.247 Bandwidth 99PCT-20dB ~ WLAN2G4 g-mode	78
34. FCC Part 15.247 Bandwidth 99PCT-20dB ~ WLAN2G4 nHT20-mode	81
35. FCC Part 15.247 Bandwidth 99PCT-20dB ~ WLAN2G4 nHT20-mode	84
36. FCC Part 15.247 Bandwidth 99PCT-20dB ~ WLAN2G4 nHT20-mode	87
37. FCC Part 15.247 Bandwidth 99PCT-20dB ~ WLAN2G4 nHT20-mode	90
38. FCC Part 15.247 Bandwidth 99PCT-20dB ~ WLAN2G4 nHT20-mode	93
39. FCC Part 15.247 Bandwidth 99PCT-20dB ~ WLAN2G4 nHT40-mode	96
40. FCC Part 15.247 Bandwidth 99PCT-20dB ~ WLAN2G4 nHT40-mode	99
41. FCC Part 15.247 Bandwidth 99PCT-20dB ~ WLAN2G4 nHT40-mode	102
42. FCC Part 15.247 Bandwidth 99PCT-20dB ~ WLAN2G4 nHT40-mode	105
43. FCC Part 15.247 Bandwidth 99PCT-20dB ~ WLAN2G4 nHT40-mode	108
44. FCC Part 15.247 Bandwidth 99PCT-20dB ~ WLAN2G4 nHT40-mode	111
45. FCC Part 15.247 Bandwidth 99PCT-20dB ~ WLAN2G4 nHT40-mode	114
46. FCC Part 15.247 Peak Power Spectral Density DTS ~ WLAN2G4 b-mode	117
47. FCC Part 15.247 Peak Power Spectral Density DTS ~ WLAN2G4 b-mode	119
48. FCC Part 15.247 Peak Power Spectral Density DTS ~ WLAN2G4 b-mode	121

49. FCC Part 15.247 Peak Power Spectral Density DTS ~ WLAN2G4 g-mode	123
50. FCC Part 15.247 Peak Power Spectral Density DTS ~ WLAN2G4 g-mode	125
51. FCC Part 15.247 Peak Power Spectral Density DTS ~ WLAN2G4 g-mode	127
52. FCC Part 15.247 Peak Power Spectral Density DTS ~ WLAN2G4 g-mode	129
53. FCC Part 15.247 Peak Power Spectral Density DTS ~ WLAN2G4 g-mode	131
54. FCC Part 15.247 Peak Power Spectral Density DTS ~ WLAN2G4 g-mode	133
55. FCC Part 15.247 Peak Power Spectral Density DTS ~ WLAN2G4 nHT20-mode	135
56. FCC Part 15.247 Peak Power Spectral Density DTS ~ WLAN2G4 nHT20-mode	137
57. FCC Part 15.247 Peak Power Spectral Density DTS ~ WLAN2G4 nHT20-mode	139
58. FCC Part 15.247 Peak Power Spectral Density DTS ~ WLAN2G4 nHT20-mode	141
59. FCC Part 15.247 Peak Power Spectral Density DTS ~ WLAN2G4 nHT20-mode	143
60. FCC Part 15.247 Peak Power Spectral Density DTS ~ WLAN2G4 nHT40-mode	145
61. FCC Part 15.247 Peak Power Spectral Density DTS ~ WLAN2G4 nHT40-mode	147
62. FCC Part 15.247 Peak Power Spectral Density DTS ~ WLAN2G4 nHT40-mode	149
63. FCC Part 15.247 Peak Power Spectral Density DTS ~ WLAN2G4 nHT40-mode	151
64. FCC Part 15.247 Peak Power Spectral Density DTS ~ WLAN2G4 nHT40-mode	153
65. FCC Part 15.247 Peak Power Spectral Density DTS ~ WLAN2G4 nHT40-mode	155
66. FCC Part 15.247 Peak Power Spectral Density DTS ~ WLAN2G4 nHT40-mode	157
67. FCC Part 15.247 Maximum Peak Conducted Output Power Powermeter DTS ~ WLAN2G4 b-mode	159
68. FCC Part 15.247 Maximum Peak Conducted Output Power Powermeter DTS ~ WLAN2G4 b-mode	161
69. FCC Part 15.247 Maximum Peak Conducted Output Power Powermeter DTS ~ WLAN2G4 b-mode	163
70. FCC Part 15.247 Maximum Peak Conducted Output Power Powermeter DTS ~ WLAN2G4 g-mode	165
71. FCC Part 15.247 Maximum Peak Conducted Output Power Powermeter DTS ~ WLAN2G4 g-mode	167
72. FCC Part 15.247 Maximum Peak Conducted Output Power Powermeter DTS ~ WLAN2G4 g-mode	169
73. FCC Part 15.247 Maximum Peak Conducted Output Power Powermeter DTS ~ WLAN2G4 g-mode	171
74. FCC Part 15.247 Maximum Peak Conducted Output Power Powermeter DTS ~ WLAN2G4 g-mode	173
75. FCC Part 15.247 Maximum Peak Conducted Output Power Powermeter DTS ~ WLAN2G4 g-mode	175
76. FCC Part 15.247 Maximum Peak Conducted Output Power Powermeter DTS ~ WLAN2G4 nHT20-mode	177
77. FCC Part 15.247 Maximum Peak Conducted Output Power Powermeter DTS ~ WLAN2G4 nHT20-mode	179
78. FCC Part 15.247 Maximum Peak Conducted Output Power Powermeter DTS ~ WLAN2G4 nHT20-mode	181
79. FCC Part 15.247 Maximum Peak Conducted Output Power Powermeter DTS ~ WLAN2G4 nHT20-mode	183
80. FCC Part 15.247 Maximum Peak Conducted Output Power Powermeter DTS ~ WLAN2G4 nHT20-mode	185
81. FCC Part 15.247 Maximum Peak Conducted Output Power Powermeter DTS ~ WLAN2G4 nHT40-mode	187
82. FCC Part 15.247 Maximum Peak Conducted Output Power Powermeter DTS ~ WLAN2G4 nHT40-mode	189
83. FCC Part 15.247 Maximum Peak Conducted Output Power Powermeter DTS ~ WLAN2G4 nHT40-mode	191
84. FCC Part 15.247 Maximum Peak Conducted Output Power Powermeter DTS ~ WLAN2G4 nHT40-mode	193
85. FCC Part 15.247 Maximum Peak Conducted Output Power Powermeter DTS ~ WLAN2G4 nHT40-mode	195
86. FCC Part 15.247 Maximum Peak Conducted Output Power Powermeter DTS ~ WLAN2G4 nHT40-mode	197
87. FCC Part 15.247 Maximum Peak Conducted Output Power Powermeter DTS ~ WLAN2G4 nHT40-mode	199
88. FCC Part 15.247 Restricted Band Edge Conducted Avg DC corrected DTS ~ WLAN2G4 b-mode	201
89. FCC Part 15.247 Restricted Band Edge Conducted Avg DC corrected DTS ~ WLAN2G4 b-mode	204
90. FCC Part 15.247 Restricted Band Edge Conducted Avg DC corrected DTS ~ WLAN2G4 g-mode	207
91. FCC Part 15.247 Restricted Band Edge Conducted Avg DC corrected DTS ~ WLAN2G4 g-mode	210
92. FCC Part 15.247 Restricted Band Edge Conducted Avg DC corrected DTS ~ WLAN2G4 g-mode	213
93. FCC Part 15.247 Restricted Band Edge Conducted Avg DC corrected DTS ~ WLAN2G4 g-mode	216
94. FCC Part 15.247 Restricted Band Edge Conducted Avg DC corrected DTS ~ WLAN2G4 g-mode	219
95. FCC Part 15.247 Restricted Band Edge Conducted Avg DC corrected DTS ~ WLAN2G4 nHT20-mode	222
96. FCC Part 15.247 Restricted Band Edge Conducted Avg DC corrected DTS ~ WLAN2G4 nHT20-mode	225
97. FCC Part 15.247 Restricted Band Edge Conducted Avg DC corrected DTS ~ WLAN2G4 nHT20-mode	228
98. FCC Part 15.247 Restricted Band Edge Conducted Avg DC corrected DTS ~ WLAN2G4 nHT20-mode	231
99. FCC Part 15.247 Restricted Band Edge Conducted Avg DC corrected DTS ~ WLAN2G4 nHT40-mode	234
100. FCC Part 15.247 Restricted Band Edge Conducted Avg DC corrected DTS ~ WLAN2G4 nHT40-mode	237

101. FCC Part 15.247 Restricted Band Edge Conducted Avg DC corrected DTS ~ WLAN2G4 nHT40-mode	240
102. FCC Part 15.247 Restricted Band Edge Conducted Avg DC corrected DTS ~ WLAN2G4 nHT40-mode	243
103. FCC Part 15.247 Restricted Band Edge Conducted Avg DC corrected DTS ~ WLAN2G4 nHT40-mode	246
104. FCC Part 15.247 Restricted Band Edge Conducted Avg DC corrected DTS ~ WLAN2G4 nHT40-mode	249
105. FCC Part 15.247 TX Spurious Conduced ~ WLAN2G4 b-mode	252
106. FCC Part 15.247 TX Spurious Conduced ~ WLAN2G4 b-mode	254
107. FCC Part 15.247 TX Spurious Conduced ~ WLAN2G4 b-mode	256
108. FCC Part 15.247 TX Spurious Conduced ~ WLAN2G4 g-mode	258
109. FCC Part 15.247 TX Spurious Conduced ~ WLAN2G4 g-mode	260
110. FCC Part 15.247 TX Spurious Conduced ~ WLAN2G4 g-mode	262
111. FCC Part 15.247 TX Spurious Conduced ~ WLAN2G4 g-mode	264
112. FCC Part 15.247 TX Spurious Conduced ~ WLAN2G4 g-mode	266
113. FCC Part 15.247 TX Spurious Conduced ~ WLAN2G4 g-mode	268
114. FCC Part 15.247 TX Spurious Conduced ~ WLAN2G4 nHT20-mode	270
115. FCC Part 15.247 TX Spurious Conduced ~ WLAN2G4 nHT20-mode	272
116. FCC Part 15.247 TX Spurious Conduced ~ WLAN2G4 nHT20-mode	274
117. FCC Part 15.247 TX Spurious Conduced ~ WLAN2G4 nHT20-mode	276
118. FCC Part 15.247 TX Spurious Conduced ~ WLAN2G4 nHT20-mode	278
119. FCC Part 15.247 TX Spurious Conduced ~ WLAN2G4 nHT40-mode	280
120. FCC Part 15.247 TX Spurious Conduced ~ WLAN2G4 nHT40-mode	282
121. FCC Part 15.247 TX Spurious Conduced ~ WLAN2G4 nHT40-mode	284
122. FCC Part 15.247 TX Spurious Conduced ~ WLAN2G4 nHT40-mode	286
123. FCC Part 15.247 TX Spurious Conduced ~ WLAN2G4 nHT40-mode	288
124. FCC Part 15.247 TX Spurious Conduced ~ WLAN2G4 nHT40-mode	290
125. FCC Part 15.247 TX Spurious Conduced ~ WLAN2G4 nHT40-mode	292

## IUT Summary

IUT DEFINITION & Common settings	
Manufacturer	Ingenico Group
Type	Lane/3000 CL/Eth/WiFi/BT
Serial No.   Setup No.	181397313011070602695500   1.0
SW Version   HW Version	NI   NI
Comment 1   2	
Tlow   Tmid   Thigh [°C]	0   20   40
Vlow   Vmid   Vhigh [V] @Imax [A]	8   8   8 @1
Auto Control enabled Power Supply   Climatic Box	No   No
Antenna Gain [dBi]	3.3
Additional Path Loss [dB]	0

IUT Common Settings WLAN2G4	
Number of Antenna Ports	1
User Interaction	Yes

## 1. Common2G4 Peak Output Power conducted 3MHz\_3MHz ~ WLAN2G4 b-mode

Test References	
TC Start	15.01.2020 09:18:37
System Version	1.0.0.29
Test Specification	None
Test Method	
Class / TC Version / TC ID	TC_VM_Common2G4_Peak_Output_Power_Conducted_3MHz_3MHz_V01 Version: 0.0.1   TCID_Common2G4_1
My Description	Peak Output Power conducted 3MHz/3MHz WLAN 2G4 b-mode
Add. Information	

Test Parameter	
Technology to test	WLAN2G4 b-mode
Antenna Port used	1
Temperature	mid
Voltage	mid
Frequency low to test	True   Freq [MHz] 2412
Frequency mid to test	False   Freq [MHz] 2437
Frequency high to test	False   Freq [MHz] 2462
Switched Path	IUT - SignalingUnit - SpectrumAnalyzer
Devices in use	SA: Rohde&Schwarz,FSV-30,1321.3008K30/103170,3.60

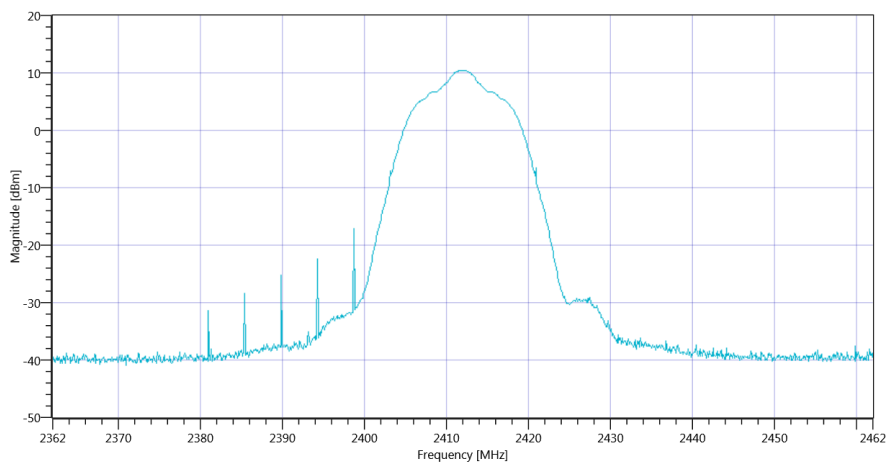
## Test at TX 2412 MHz

### READ SA SETTINGS:

RefLevel [dBm]   RefLevelOffset [dB]   InpAtt [dB]	15.08   9.83   25
Start [MHz]   Stop [MHz]	2362.000   2462.000
RBW [MHz]   VBW [MHz]	3.000000   3.000000
Detector   TraceMode	POS   MAXH
Sweep: Time [ms]   Count   Points per Section   Type	1000   10   1001   SWE

### RESULT: TC\_VM\_Common2G4\_Peak\_Output\_Power\_Conducted\_3MHz\_3MHz\_V01

Test Description	Lower Limit	Upper Limit	Measured	Unit	Verdict
Peak Power	---	---	10.36	dBm	Information
Peak Power	---	---	10.864256	mW	Information
Frequency at Peak	---	---	2412.1	MHz	Information



Plot\_Common2G4 Peak Output Power conducted 3MHz\_3MHz ~ WLAN2G4 b-mode\_15012020\_095231.png

### TEST FINISHED

General Verdict

15.01.2020 09:52:32 / RT: 2034 s

PASS

## 2. Common2G4 Peak Output Power conducted 3MHz\_3MHz ~ WLAN2G4 b-mode

Test References	
TC Start	15.01.2020 10:05:42
System Version	1.0.0.29
Test Specification	None
Test Method	
Class / TC Version / TC ID	TC_VM_Common2G4_Peak_Output_Power_Conducted_3MHz_3MHz_V01 Version: 0.0.1   TCID_Common2G4_1
My Description	Peak Output Power conducted 3MHz/3MHz WLAN 2G4 b-mode
Add. Information	

Test Parameter	
Technology to test	WLAN2G4 b-mode
Antenna Port used	1
Temperature	mid
Voltage	mid
Frequency low to test	False   Freq [MHz] 2412
Frequency mid to test	True   Freq [MHz] 2437
Frequency high to test	False   Freq [MHz] 2462
Switched Path	IUT - SignalingUnit - SpectrumAnalyzer
Devices in use	SA: Rohde&Schwarz,FSV-30,1321.3008K30/103170,3.60



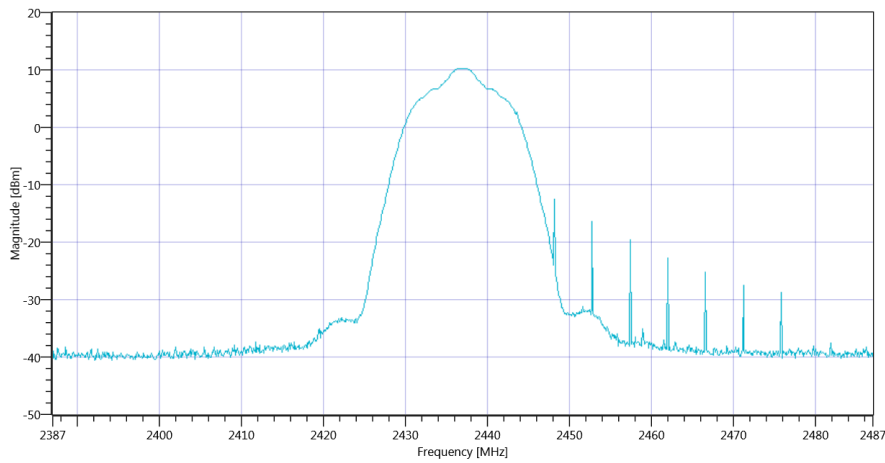
## Test at TX 2437 MHz

### READ SA SETTINGS:

RefLevel [dBm]   RefLevelOffset [dB]   InpAtt [dB]	14.93   9.89   25
Start [MHz]   Stop [MHz]	2387.000   2487.000
RBW [MHz]   VBW [MHz]	3.000000   3.000000
Detector   TraceMode	POS   MAXH
Sweep: Time [ms]   Count   Points per Section   Type	1000   10   1001   SWE

### RESULT: TC\_VM\_Common2G4\_Peak\_Output\_Power\_Conducted\_3MHz\_3MHz\_V01

Test Description	Lower Limit	Upper Limit	Measured	Unit	Verdict
Peak Power	---	---	10.27	dBm	Information
Peak Power	---	---	10.64143	mW	Information
Frequency at Peak	---	---	2437	MHz	Information



Plot\_Common2G4 Peak Output Power conducted 3MHz\_3MHz ~ WLAN2G4 b-mode\_15012020\_100613.png

### TEST FINISHED

General Verdict

15.01.2020 10:06:14 / RT: 31 s

PASS

### 3. Common2G4 Peak Output Power conducted 3MHz\_3MHz ~ WLAN2G4 b-mode

Test References	
TC Start	15.01.2020 10:15:42
System Version	1.0.0.29
Test Specification	None
Test Method	
Class / TC Version / TC ID	TC_VM_Common2G4_Peak_Output_Power_Conducted_3MHz_3MHz_V01 Version: 0.0.1   TCID_Common2G4_1
My Description	Peak Output Power conducted 3MHz/3MHz WLAN 2G4 b-mode
Add. Information	

Test Parameter	
Technology to test	WLAN2G4 b-mode
Antenna Port used	1
Temperature	mid
Voltage	mid
Frequency low to test	False   Freq [MHz] 2412
Frequency mid to test	False   Freq [MHz] 2437
Frequency high to test	True   Freq [MHz] 2462
Switched Path	IUT - SignalingUnit - SpectrumAnalyzer
Devices in use	SA: Rohde&Schwarz,FSV-30,1321.3008K30/103170,3.60

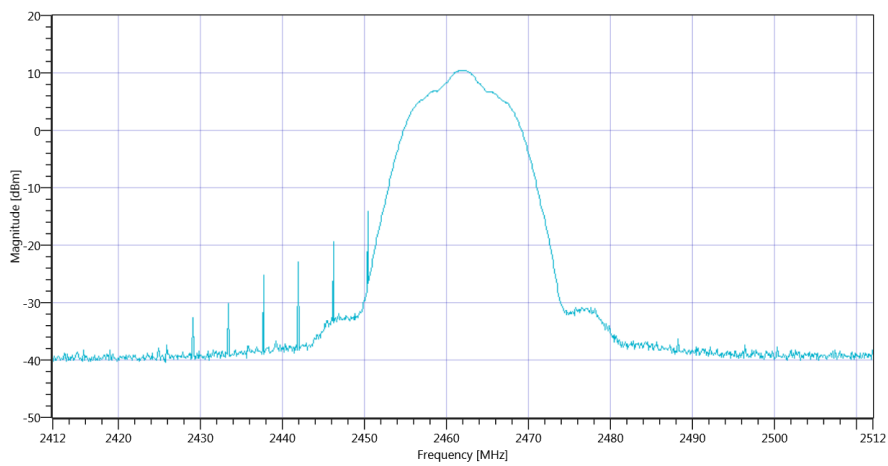
## Test at TX 2462 MHz

### READ SA SETTINGS:

RefLevel [dBm]   RefLevelOffset [dB]   InpAtt [dB]	15.05   9.94   25
Start [MHz]   Stop [MHz]	2412.000   2512.000
RBW [MHz]   VBW [MHz]	3.000000   3.000000
Detector   TraceMode	POS   MAXH
Sweep: Time [ms]   Count   Points per Section   Type	1000   10   1001   SWE

### RESULT: TC\_VM\_Common2G4\_Peak\_Output\_Power\_Conducted\_3MHz\_3MHz\_V01

Test Description	Lower Limit	Upper Limit	Measured	Unit	Verdict
Peak Power	---	---	10.35	dBm	Information
Peak Power	---	---	10.839269	mW	Information
Frequency at Peak	---	---	2462.1	MHz	Information



Plot\_Common2G4 Peak Output Power conducted 3MHz\_3MHz ~ WLAN2G4 b-mode\_15012020\_101611.png

### TEST FINISHED

General Verdict

15.01.2020 10:16:12 / RT: 29 s

PASS

## 4. FCC Part 15.247 Bandwidth 6dB DTS ~ WLAN2G4 b-mode

Test References	
TC Start	15.01.2020 09:52:36
System Version	1.0.0.29
Test Specification	FCC Part 15.247
Test Method	99
Class / TC Version / TC ID	TC_VM_FCC15247_Bandwidth_6dB_DTS_V01 Version: 0.0.1   TCID_FCC15247_1
My Description	FCC 15.247 Bandwidth 6dB DTS - WLAN 2G4 b-mode
Add. Information	

Test Parameter	
Technology to test	WLAN2G4 b-mode
Antenna Port used	1
Temperature	mid
Voltage	mid
Frequency low to test	True   Freq [MHz] 2412
Frequency mid to test	False   Freq [MHz] 2437
Frequency high to test	False   Freq [MHz] 2462
Switched Path	IUT - SignalingUnit - SpectrumAnalyzer
Devices in use	SA: Rohde&Schwarz,FSV-30,1321.3008K30/103170,3.60

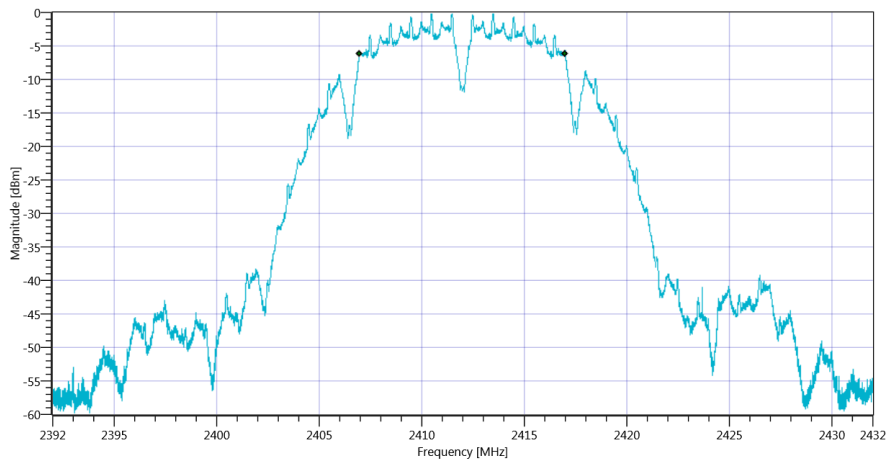
## Test at TX 2412 MHz

### READ SA SETTINGS:

RefLevel [dBm]   RefLevelOffset [dB]   InpAtt [dB]	10.08   9.83   20
Start [MHz]   Stop [MHz]	2392.000   2432.000
RBW [MHz]   VBW [MHz]	0.100000   0.300000
Detector   TraceMode	POS   MAXH
Sweep: Time [ms]   Count   Points per Section   Type	50   200   10001   SWE

### RESULT: TC\_VM\_FCC15247\_Bandwidth\_6dB\_DTS\_V01

Test Description	Lower Limit	Upper Limit	Measured	Unit	Verdict
DTS Bandwidth (6dB)	500	--	10048	kHz	PASS



Plot\_FCC Part 15.247 Bandwidth 6dB DTS ~ WLAN2G4 b-mode\_15012020\_095334.png

### TEST FINISHED

General Verdict	15.01.2020 09:53:35 / RT: 58 s	PASS
-----------------	--------------------------------	------

## 5. FCC Part 15.247 Bandwidth 6dB DTS ~ WLAN2G4 b-mode

Test References	
TC Start	15.01.2020 10:06:18
System Version	1.0.0.29
Test Specification	FCC Part 15.247
Test Method	99
Class / TC Version / TC ID	TC_VM_FCC15247_Bandwidth_6dB_DTS_V01 Version: 0.0.1   TCID_FCC15247_1
My Description	FCC 15.247 Bandwidth 6dB DTS - WLAN 2G4 b-mode
Add. Information	

Test Parameter	
Technology to test	WLAN2G4 b-mode
Antenna Port used	1
Temperature	mid
Voltage	mid
Frequency low to test	False   Freq [MHz] 2412
Frequency mid to test	True   Freq [MHz] 2437
Frequency high to test	False   Freq [MHz] 2462
Switched Path	IUT - SignalingUnit - SpectrumAnalyzer
Devices in use	SA: Rohde&Schwarz,FSV-30,1321.3008K30/103170,3.60

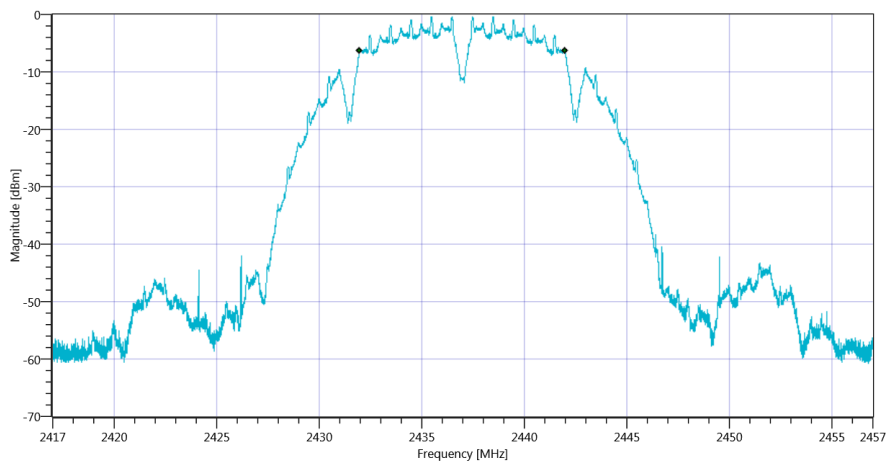
## Test at TX 2437 MHz

### READ SA SETTINGS:

RefLevel [dBm]   RefLevelOffset [dB]   InpAtt [dB]	9.86   9.89   15
Start [MHz]   Stop [MHz]	2417.000   2457.000
RBW [MHz]   VBW [MHz]	0.100000   0.300000
Detector   TraceMode	POS   MAXH
Sweep: Time [ms]   Count   Points per Section   Type	50   200   10001   SWE

### RESULT: TC\_VM\_FCC15247\_Bandwidth\_6dB\_DTS\_V01

Test Description	Lower Limit	Upper Limit	Measured	Unit	Verdict
DTS Bandwidth (6dB)	500	---	10044	kHz	PASS



Plot\_FCC Part 15.247 Bandwidth 6dB DTS ~ WLAN2G4 b-mode\_15012020\_100650.png

### TEST FINISHED

General Verdict	15.01.2020 10:06:51 / RT: 33 s	PASS
-----------------	--------------------------------	------

## 6. FCC Part 15.247 Bandwidth 6dB DTS ~ WLAN2G4 b-mode

Test References	
TC Start	15.01.2020 10:16:16
System Version	1.0.0.29
Test Specification	FCC Part 15.247
Test Method	99
Class / TC Version / TC ID	TC_VM_FCC15247_Bandwidth_6dB_DTS_V01 Version: 0.0.1   TCID_FCC15247_1
My Description	FCC 15.247 Bandwidth 6dB DTS - WLAN 2G4 b-mode
Add. Information	

Test Parameter	
Technology to test	WLAN2G4 b-mode
Antenna Port used	1
Temperature	mid
Voltage	mid
Frequency low to test	False   Freq [MHz] 2412
Frequency mid to test	False   Freq [MHz] 2437
Frequency high to test	True   Freq [MHz] 2462
Switched Path	IUT - SignalingUnit - SpectrumAnalyzer
Devices in use	SA: Rohde&Schwarz,FSV-30,1321.3008K30/103170,3.60



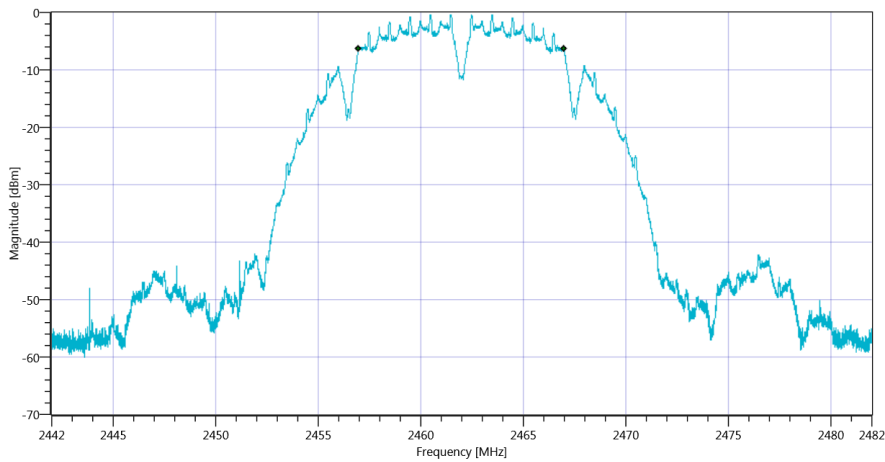
## Test at TX 2462 MHz

### READ SA SETTINGS:

RefLevel [dBm]   RefLevelOffset [dB]   InpAtt [dB]	9.97   9.94   20
Start [MHz]   Stop [MHz]	2442.000   2482.000
RBW [MHz]   VBW [MHz]	0.100000   0.300000
Detector   TraceMode	POS   MAXH
Sweep: Time [ms]   Count   Points per Section   Type	50   200   10001   SWE

### RESULT: TC\_VM\_FCC15247\_Bandwidth\_6dB\_DTS\_V01

Test Description	Lower Limit	Upper Limit	Measured	Unit	Verdict
DTS Bandwidth (6dB)	500	---	10048	kHz	PASS



Plot\_FCC Part 15.247 Bandwidth 6dB DTS ~ WLAN2G4 b-mode\_15012020\_101807.png

### TEST FINISHED

General Verdict	15.01.2020 10:18:08 / RT: 111 s	PASS
-----------------	---------------------------------	------

## 7. FCC Part 15.247 Bandwidth 6dB DTS ~ WLAN2G4 g-mode

Test References	
TC Start	15.01.2020 10:36:15
System Version	1.0.0.29
Test Specification	FCC Part 15.247
Test Method	99
Class / TC Version / TC ID	TC_VM_FCC15247_Bandwidth_6dB_DTS_V01 Version: 0.0.1   TCID_FCC15247_1
My Description	FCC 15.247 Bandwidth 6dB DTS - WLAN 2G4 g-mode
Add. Information	

Test Parameter	
Technology to test	WLAN2G4 g-mode
Antenna Port used	1
Temperature	mid
Voltage	mid
Frequency low to test	True   Freq [MHz] 2412
Frequency mid to test	False   Freq [MHz] 2437
Frequency high to test	False   Freq [MHz] 2462
Switched Path	IUT - SignalingUnit - SpectrumAnalyzer
Devices in use	SA: Rohde&Schwarz,FSV-30,1321.3008K30/103170,3.60

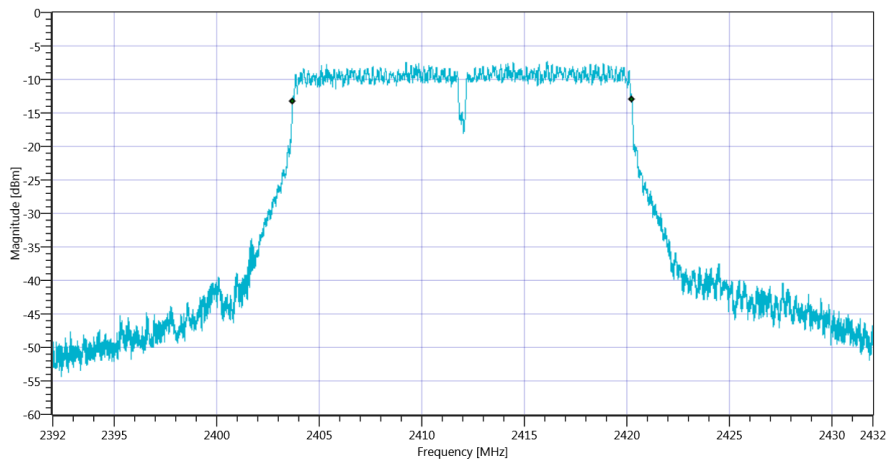
## Test at TX 2412 MHz

### READ SA SETTINGS:

RefLevel [dBm]   RefLevelOffset [dB]   InpAtt [dB]	8.33   9.83   15
Start [MHz]   Stop [MHz]	2392.000   2432.000
RBW [MHz]   VBW [MHz]	0.100000   0.300000
Detector   TraceMode	POS   MAXH
Sweep: Time [ms]   Count   Points per Section   Type	50   200   10001   SWE

### RESULT: TC\_VM\_FCC15247\_Bandwidth\_6dB\_DTS\_V01

Test Description	Lower Limit	Upper Limit	Measured	Unit	Verdict
DTS Bandwidth (6dB)	500	---	16556	kHz	PASS



Plot\_FCC Part 15.247 Bandwidth 6dB DTS ~ WLAN2G4 g-mode\_15012020\_103647.png

### TEST FINISHED

General Verdict

15.01.2020 10:36:48 / RT: 32 s

PASS

## 8. FCC Part 15.247 Bandwidth 6dB DTS ~ WLAN2G4 g-mode

Test References	
TC Start	15.01.2020 10:45:18
System Version	1.0.0.29
Test Specification	FCC Part 15.247
Test Method	99
Class / TC Version / TC ID	TC_VM_FCC15247_Bandwidth_6dB_DTS_V01 Version: 0.0.1   TCID_FCC15247_1
My Description	FCC 15.247 Bandwidth 6dB DTS - WLAN 2G4 g-mode
Add. Information	

Test Parameter	
Technology to test	WLAN2G4 g-mode
Antenna Port used	1
Temperature	mid
Voltage	mid
Frequency low to test	True   Freq [MHz] 2417
Frequency mid to test	False   Freq [MHz] 2437
Frequency high to test	False   Freq [MHz] 2462
Switched Path	IUT - SignalingUnit - SpectrumAnalyzer
Devices in use	SA: Rohde&Schwarz,FSV-30,1321.3008K30/103170,3.60

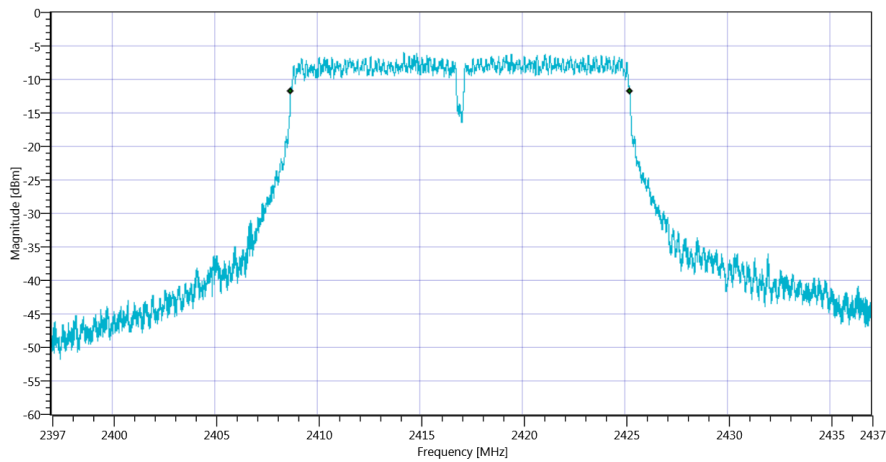
## Test at TX 2417 MHz

### READ SA SETTINGS:

RefLevel [dBm]   RefLevelOffset [dB]   InpAtt [dB]	9.82   9.84   15
Start [MHz]   Stop [MHz]	2397.000   2437.000
RBW [MHz]   VBW [MHz]	0.100000   0.300000
Detector   TraceMode	POS   MAXH
Sweep: Time [ms]   Count   Points per Section   Type	50   200   10001   SWE

### RESULT: TC\_VM\_FCC15247\_Bandwidth\_6dB\_DTS\_V01

Test Description	Lower Limit	Upper Limit	Measured	Unit	Verdict
DTS Bandwidth (6dB)	500	---	16548	kHz	PASS



Plot\_FCC Part 15.247 Bandwidth 6dB DTS ~ WLAN2G4 g-mode\_15012020\_104548.png

### TEST FINISHED

General Verdict	15.01.2020 10:45:49 / RT: 30 s	PASS
-----------------	--------------------------------	------

## 9. FCC Part 15.247 Bandwidth 6dB DTS ~ WLAN2G4 g-mode

Test References	
TC Start	15.01.2020 10:54:24
System Version	1.0.0.29
Test Specification	FCC Part 15.247
Test Method	99
Class / TC Version / TC ID	TC_VM_FCC15247_Bandwidth_6dB_DTS_V01 Version: 0.0.1   TCID_FCC15247_1
My Description	FCC 15.247 Bandwidth 6dB DTS - WLAN 2G4 g-mode
Add. Information	

Test Parameter	
Technology to test	WLAN2G4 g-mode
Antenna Port used	1
Temperature	mid
Voltage	mid
Frequency low to test	True   Freq [MHz] 2422
Frequency mid to test	False   Freq [MHz] 2437
Frequency high to test	False   Freq [MHz] 2462
Switched Path	IUT - SignalingUnit - SpectrumAnalyzer
Devices in use	SA: Rohde&Schwarz,FSV-30,1321.3008K30/103170,3.60

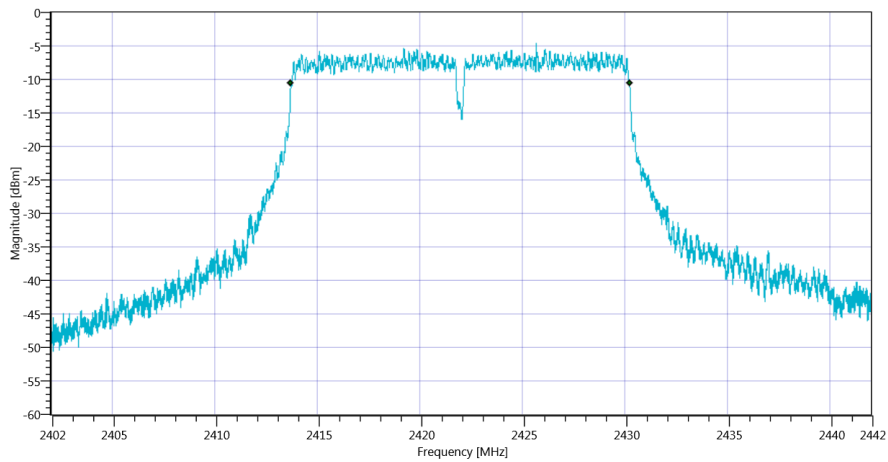
## Test at TX 2422 MHz

### READ SA SETTINGS:

RefLevel [dBm]   RefLevelOffset [dB]   InpAtt [dB]	10.41   9.85   20
Start [MHz]   Stop [MHz]	2402.000   2442.000
RBW [MHz]   VBW [MHz]	0.100000   0.300000
Detector   TraceMode	POS   MAXH
Sweep: Time [ms]   Count   Points per Section   Type	50   200   10001   SWE

### RESULT: TC\_VM\_FCC15247\_Bandwidth\_6dB\_DTS\_V01

Test Description	Lower Limit	Upper Limit	Measured	Unit	Verdict
DTS Bandwidth (6dB)	500	---	16512	kHz	PASS



Plot\_FCC Part 15.247 Bandwidth 6dB DTS ~ WLAN2G4 g-mode\_15012020\_105454.png

### TEST FINISHED

General Verdict

15.01.2020 10:54:54 / RT: 30 s

PASS

## 10. FCC Part 15.247 Bandwidth 6dB DTS ~ WLAN2G4 g-mode

Test References	
TC Start	15.01.2020 11:04:03
System Version	1.0.0.29
Test Specification	FCC Part 15.247
Test Method	99
Class / TC Version / TC ID	TC_VM_FCC15247_Bandwidth_6dB_DTS_V01 Version: 0.0.1   TCID_FCC15247_1
My Description	FCC 15.247 Bandwidth 6dB DTS - WLAN 2G4 g-mode
Add. Information	

Test Parameter	
Technology to test	WLAN2G4 g-mode
Antenna Port used	1
Temperature	mid
Voltage	mid
Frequency low to test	False   Freq [MHz] 2412
Frequency mid to test	True   Freq [MHz] 2437
Frequency high to test	False   Freq [MHz] 2462
Switched Path	IUT - SignalingUnit - SpectrumAnalyzer
Devices in use	SA: Rohde&Schwarz,FSV-30,1321.3008K30/103170,3.60



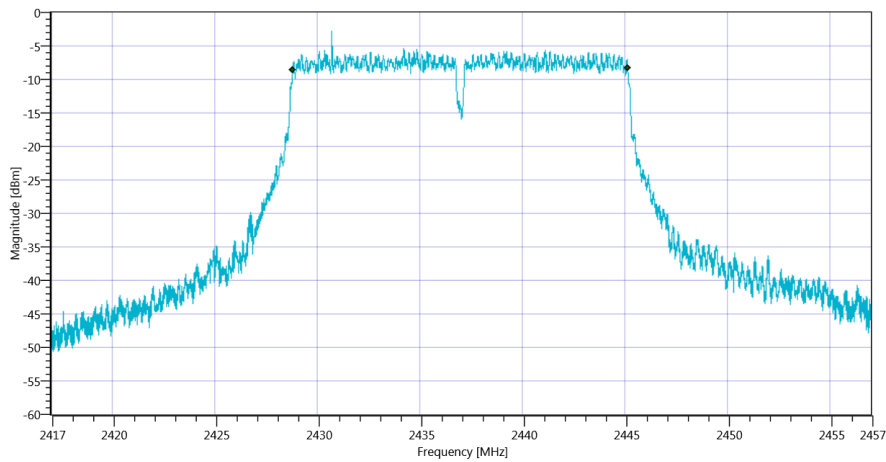
## Test at TX 2437 MHz

### READ SA SETTINGS:

RefLevel [dBm]   RefLevelOffset [dB]   InpAtt [dB]	10.36   9.89   20
Start [MHz]   Stop [MHz]	2417.000   2457.000
RBW [MHz]   VBW [MHz]	0.100000   0.300000
Detector   TraceMode	POS   MAXH
Sweep: Time [ms]   Count   Points per Section   Type	50   200   10001   SWE

### RESULT: TC\_VM\_FCC15247\_Bandwidth\_6dB\_DTS\_V01

Test Description	Lower Limit	Upper Limit	Measured	Unit	Verdict
DTS Bandwidth (6dB)	500	---	16332	kHz	PASS



Plot\_FCC Part 15.247 Bandwidth 6dB DTS ~ WLAN2G4 g-mode\_15012020\_110433.png

### TEST FINISHED

General Verdict	15.01.2020 11:04:34 / RT: 31 s	PASS
-----------------	--------------------------------	------

## 11. FCC Part 15.247 Bandwidth 6dB DTS ~ WLAN2G4 g-mode

Test References	
TC Start	15.01.2020 11:13:17
System Version	1.0.0.29
Test Specification	FCC Part 15.247
Test Method	99
Class / TC Version / TC ID	TC_VM_FCC15247_Bandwidth_6dB_DTS_V01 Version: 0.0.1   TCID_FCC15247_1
My Description	FCC 15.247 Bandwidth 6dB DTS - WLAN 2G4 g-mode
Add. Information	

Test Parameter	
Technology to test	WLAN2G4 g-mode
Antenna Port used	1
Temperature	mid
Voltage	mid
Frequency low to test	False   Freq [MHz] 2412
Frequency mid to test	False   Freq [MHz] 2437
Frequency high to test	True   Freq [MHz] 2457
Switched Path	IUT - SignalingUnit - SpectrumAnalyzer
Devices in use	SA: Rohde&Schwarz,FSV-30,1321.3008K30/103170,3.60

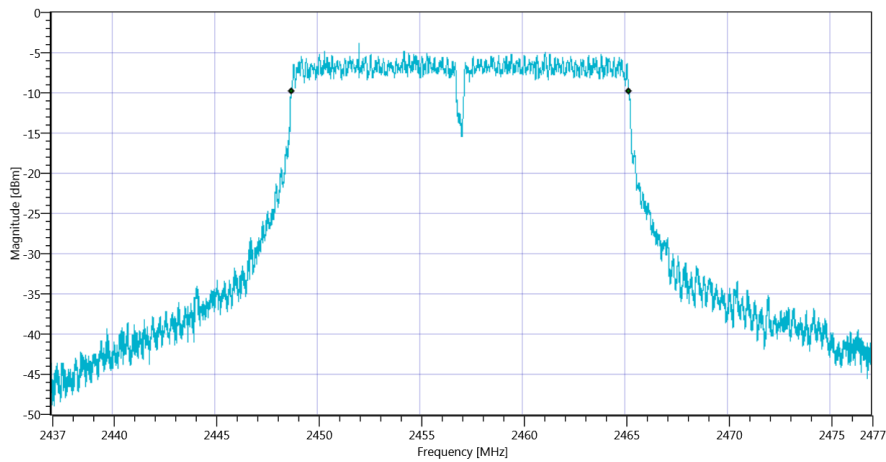
## Test at TX 2457 MHz

### READ SA SETTINGS:

RefLevel [dBm]   RefLevelOffset [dB]   InpAtt [dB]	10.99   9.94   20
Start [MHz]   Stop [MHz]	2437.000   2477.000
RBW [MHz]   VBW [MHz]	0.100000   0.300000
Detector   TraceMode	POS   MAXH
Sweep: Time [ms]   Count   Points per Section   Type	50   200   10001   SWE

### RESULT: TC\_VM\_FCC15247\_Bandwidth\_6dB\_DTS\_V01

Test Description	Lower Limit	Upper Limit	Measured	Unit	Verdict
DTS Bandwidth (6dB)	500	---	16452	kHz	PASS



Plot\_FCC Part 15.247 Bandwidth 6dB DTS ~ WLAN2G4 g-mode\_15012020\_111348.png

### TEST FINISHED

General Verdict

15.01.2020 11:13:48 / RT: 31 s

PASS

## 12. FCC Part 15.247 Bandwidth 6dB DTS ~ WLAN2G4 g-mode

Test References	
TC Start	15.01.2020 11:24:14
System Version	1.0.0.29
Test Specification	FCC Part 15.247
Test Method	99
Class / TC Version / TC ID	TC_VM_FCC15247_Bandwidth_6dB_DTS_V01 Version: 0.0.1   TCID_FCC15247_1
My Description	FCC 15.247 Bandwidth 6dB DTS - WLAN 2G4 g-mode
Add. Information	

Test Parameter	
Technology to test	WLAN2G4 g-mode
Antenna Port used	1
Temperature	mid
Voltage	mid
Frequency low to test	False   Freq [MHz] 2412
Frequency mid to test	False   Freq [MHz] 2437
Frequency high to test	True   Freq [MHz] 2462
Switched Path	IUT - SignalingUnit - SpectrumAnalyzer
Devices in use	SA: Rohde&Schwarz,FSV-30,1321.3008K30/103170,3.60

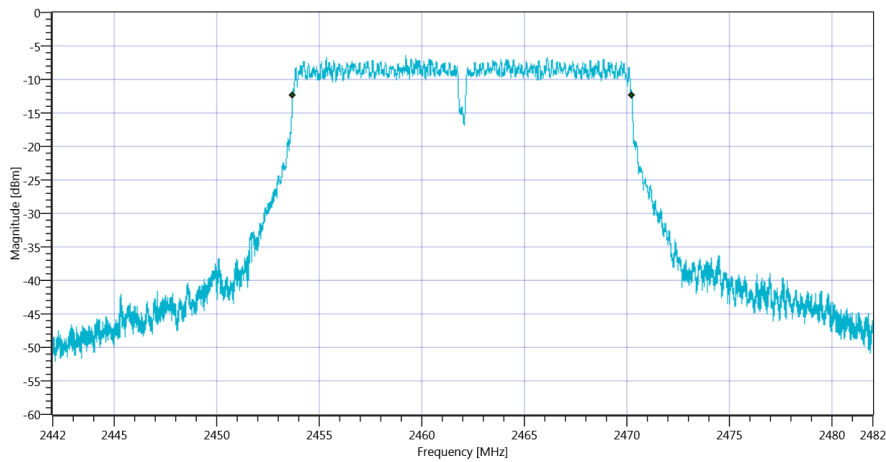
## Test at TX 2462 MHz

### READ SA SETTINGS:

RefLevel [dBm]   RefLevelOffset [dB]   InpAtt [dB]	9.06   9.94   15
Start [MHz]   Stop [MHz]	2442.000   2482.000
RBW [MHz]   VBW [MHz]	0.100000   0.300000
Detector   TraceMode	POS   MAXH
Sweep: Time [ms]   Count   Points per Section   Type	50   200   10001   SWE

### RESULT: TC\_VM\_FCC15247\_Bandwidth\_6dB\_DTS\_V01

Test Description	Lower Limit	Upper Limit	Measured	Unit	Verdict
DTS Bandwidth (6dB)	500	---	16548	kHz	PASS



Plot\_FCC Part 15.247 Bandwidth 6dB DTS ~ WLAN2G4 g-mode\_15012020\_112444.png

### TEST FINISHED

General Verdict	15.01.2020 11:24:45 / RT: 31 s	PASS
-----------------	--------------------------------	------

## 13. FCC Part 15.247 Bandwidth 6dB DTS ~ WLAN2G4 nHT20-mode

Test References	
TC Start	15.01.2020 11:42:17
System Version	1.0.0.29
Test Specification	FCC Part 15.247
Test Method	99
Class / TC Version / TC ID	TC_VM_FCC15247_Bandwidth_6dB_DTS_V01 Version: 0.0.1   TCID_FCC15247_1
My Description	FCC 15.247 Bandwidth 6dB DTS - WLAN 2G4 nHT20_mode
Add. Information	

Test Parameter	
Technology to test	WLAN2G4 nHT20-mode
Antenna Port used	1
Temperature	mid
Voltage	mid
Frequency low to test	True   Freq [MHz] 2412
Frequency mid to test	False   Freq [MHz] 2437
Frequency high to test	False   Freq [MHz] 2462
Switched Path	IUT - SignalingUnit - SpectrumAnalyzer
Devices in use	SA: Rohde&Schwarz,FSV-30,1321.3008K30/103170,3.60

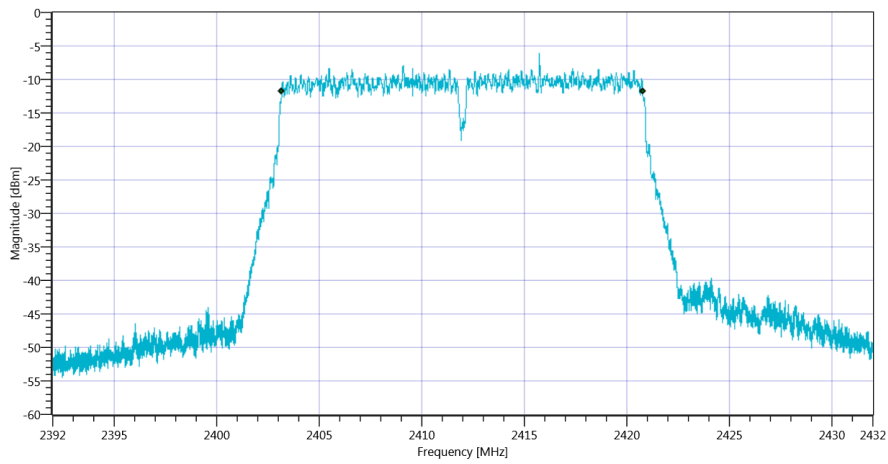
## Test at TX 2412 MHz

### READ SA SETTINGS:

RefLevel [dBm]   RefLevelOffset [dB]   InpAtt [dB]	7.37   9.83   15
Start [MHz]   Stop [MHz]	2392.000   2432.000
RBW [MHz]   VBW [MHz]	0.100000   0.300000
Detector   TraceMode	POS   MAXH
Sweep: Time [ms]   Count   Points per Section   Type	50   200   10001   SWE

### RESULT: TC\_VM\_FCC15247\_Bandwidth\_6dB\_DTS\_V01

Test Description	Lower Limit	Upper Limit	Measured	Unit	Verdict
DTS Bandwidth (6dB)	500	---	17600	kHz	PASS



Plot\_FCC Part 15.247 Bandwidth 6dB DTS ~ WLAN2G4 nHT20-mode\_15012020\_114249.png

### TEST FINISHED

General Verdict	15.01.2020 11:42:49 / RT: 32 s	PASS
-----------------	--------------------------------	------

## 14. FCC Part 15.247 Bandwidth 6dB DTS ~ WLAN2G4 nHT20-mode

Test References	
TC Start	15.01.2020 11:55:45
System Version	1.0.0.29
Test Specification	FCC Part 15.247
Test Method	99
Class / TC Version / TC ID	TC_VM_FCC15247_Bandwidth_6dB_DTS_V01 Version: 0.0.1   TCID_FCC15247_1
My Description	FCC 15.247 Bandwidth 6dB DTS - WLAN 2G4 nHT20_mode
Add. Information	

Test Parameter	
Technology to test	WLAN2G4 nHT20-mode
Antenna Port used	1
Temperature	mid
Voltage	mid
Frequency low to test	True   Freq [MHz] 2417
Frequency mid to test	False   Freq [MHz] 2437
Frequency high to test	False   Freq [MHz] 2462
Switched Path	IUT - SignalingUnit - SpectrumAnalyzer
Devices in use	SA: Rohde&Schwarz,FSV-30,1321.3008K30/103170,3.60



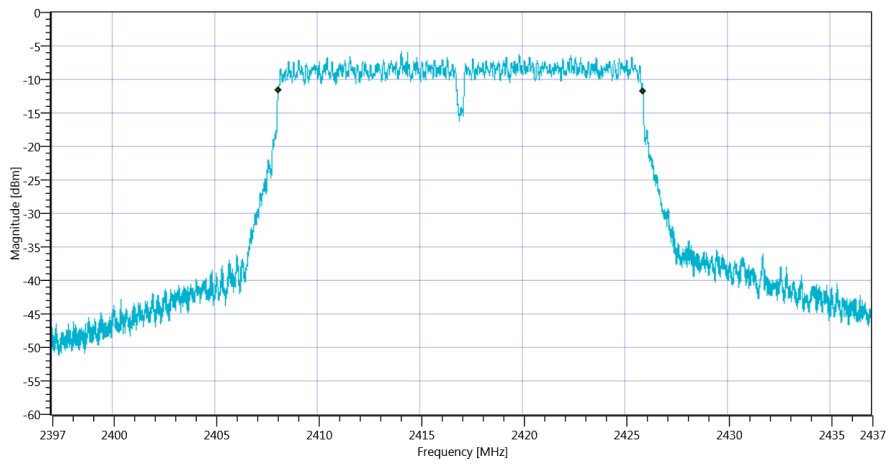
## Test at TX 2417 MHz

### READ SA SETTINGS:

RefLevel [dBm]   RefLevelOffset [dB]   InpAtt [dB]	9.41   9.84   15
Start [MHz]   Stop [MHz]	2397.000   2437.000
RBW [MHz]   VBW [MHz]	0.100000   0.300000
Detector   TraceMode	POS   MAXH
Sweep: Time [ms]   Count   Points per Section   Type	50   200   10001   SWE

### RESULT: TC\_VM\_FCC15247\_Bandwidth\_6dB\_DTS\_V01

Test Description	Lower Limit	Upper Limit	Measured	Unit	Verdict
DTS Bandwidth (6dB)	500	---	17796	kHz	PASS



Plot\_FCC Part 15.247 Bandwidth 6dB DTS ~ WLAN2G4 nHT20-mode\_15012020\_115616.png

### TEST FINISHED

General Verdict	15.01.2020 11:56:16 / RT: 31 s	PASS
-----------------	--------------------------------	------

## 15. FCC Part 15.247 Bandwidth 6dB DTS ~ WLAN2G4 nHT20-mode

Test References	
TC Start	15.01.2020 12:30:25
System Version	1.0.0.29
Test Specification	FCC Part 15.247
Test Method	99
Class / TC Version / TC ID	TC_VM_FCC15247_Bandwidth_6dB_DTS_V01 Version: 0.0.1   TCID_FCC15247_1
My Description	FCC 15.247 Bandwidth 6dB DTS - WLAN 2G4 nHT20_mode
Add. Information	

Test Parameter	
Technology to test	WLAN2G4 nHT20-mode
Antenna Port used	1
Temperature	mid
Voltage	mid
Frequency low to test	False   Freq [MHz] 2412
Frequency mid to test	True   Freq [MHz] 2437
Frequency high to test	False   Freq [MHz] 2462
Switched Path	IUT - SignalingUnit - SpectrumAnalyzer
Devices in use	SA: Rohde&Schwarz,FSV-30,1321.3008K30/103170,3.60

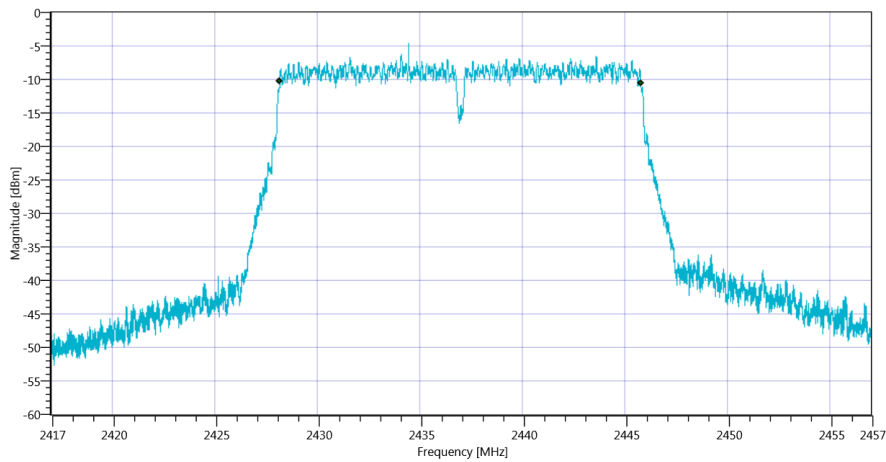
## Test at TX 2437 MHz

### READ SA SETTINGS:

RefLevel [dBm]   RefLevelOffset [dB]   InpAtt [dB]	8.95   9.89   15
Start [MHz]   Stop [MHz]	2417.000   2457.000
RBW [MHz]   VBW [MHz]	0.100000   0.300000
Detector   TraceMode	POS   MAXH
Sweep: Time [ms]   Count   Points per Section   Type	50   200   10001   SWE

### RESULT: TC\_VM\_FCC15247\_Bandwidth\_6dB\_DTS\_V01

Test Description	Lower Limit	Upper Limit	Measured	Unit	Verdict
DTS Bandwidth (6dB)	500	---	17608	kHz	PASS



Plot\_FCC Part 15.247 Bandwidth 6dB DTS ~ WLAN2G4 nHT20-mode\_15012020\_123055.png

### TEST FINISHED

General Verdict	15.01.2020 12:30:56 / RT: 31 s	PASS
-----------------	--------------------------------	------

## 16. FCC Part 15.247 Bandwidth 6dB DTS ~ WLAN2G4 nHT20-mode

Test References	
TC Start	15.01.2020 12:45:40
System Version	1.0.0.29
Test Specification	FCC Part 15.247
Test Method	99
Class / TC Version / TC ID	TC_VM_FCC15247_Bandwidth_6dB_DTS_V01 Version: 0.0.1   TCID_FCC15247_1
My Description	FCC 15.247 Bandwidth 6dB DTS - WLAN 2G4 nHT20_mode
Add. Information	

Test Parameter	
Technology to test	WLAN2G4 nHT20-mode
Antenna Port used	1
Temperature	mid
Voltage	mid
Frequency low to test	False   Freq [MHz] 2412
Frequency mid to test	False   Freq [MHz] 2437
Frequency high to test	True   Freq [MHz] 2457
Switched Path	IUT - SignalingUnit - SpectrumAnalyzer
Devices in use	SA: Rohde&Schwarz,FSV-30,1321.3008K30/103170,3.60

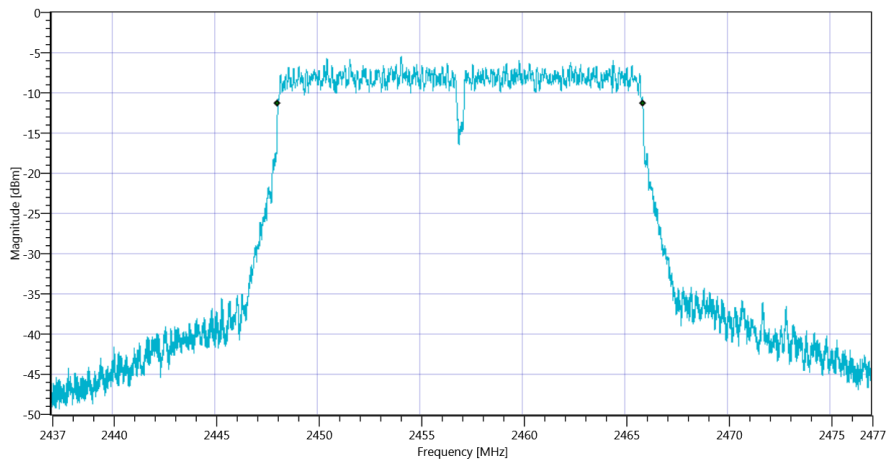
## Test at TX 2457 MHz

### READ SA SETTINGS:

RefLevel [dBm]   RefLevelOffset [dB]   InpAtt [dB]	9.73   9.94   15
Start [MHz]   Stop [MHz]	2437.000   2477.000
RBW [MHz]   VBW [MHz]	0.100000   0.300000
Detector   TraceMode	POS   MAXH
Sweep: Time [ms]   Count   Points per Section   Type	50   200   10001   SWE

### RESULT: TC\_VM\_FCC15247\_Bandwidth\_6dB\_DTS\_V01

Test Description	Lower Limit	Upper Limit	Measured	Unit	Verdict
DTS Bandwidth (6dB)	500	---	17796	kHz	PASS



Plot\_FCC Part 15.247 Bandwidth 6dB DTS ~ WLAN2G4 nHT20-mode\_15012020\_124610.png

### TEST FINISHED

General Verdict	15.01.2020 12:46:11 / RT: 31 s	PASS
-----------------	--------------------------------	------

## 17. FCC Part 15.247 Bandwidth 6dB DTS ~ WLAN2G4 nHT20-mode

Test References	
TC Start	15.01.2020 12:59:53
System Version	1.0.0.29
Test Specification	FCC Part 15.247
Test Method	99
Class / TC Version / TC ID	TC_VM_FCC15247_Bandwidth_6dB_DTS_V01 Version: 0.0.1   TCID_FCC15247_1
My Description	FCC 15.247 Bandwidth 6dB DTS - WLAN 2G4 nHT20_mode
Add. Information	

Test Parameter	
Technology to test	WLAN2G4 nHT20-mode
Antenna Port used	1
Temperature	mid
Voltage	mid
Frequency low to test	False   Freq [MHz] 2412
Frequency mid to test	False   Freq [MHz] 2437
Frequency high to test	True   Freq [MHz] 2462
Switched Path	IUT - SignalingUnit - SpectrumAnalyzer
Devices in use	SA: Rohde&Schwarz,FSV-30,1321.3008K30/103170,3.60

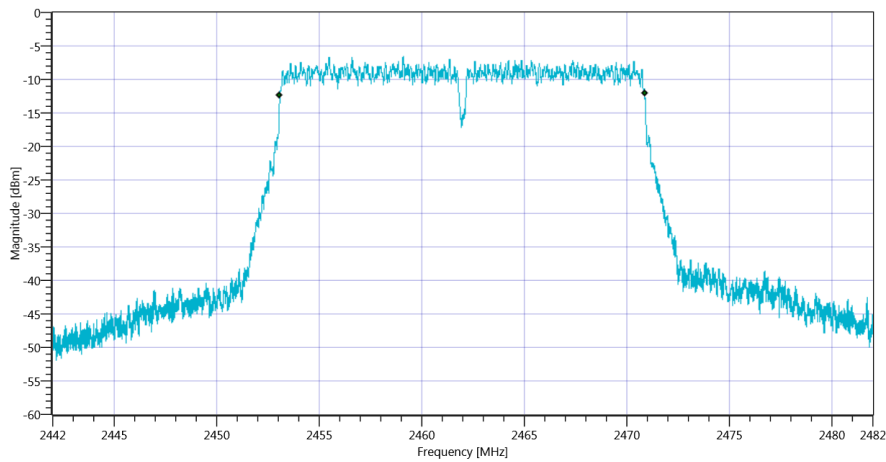
## Test at TX 2462 MHz

### READ SA SETTINGS:

RefLevel [dBm]   RefLevelOffset [dB]   InpAtt [dB]	8.91   9.94   15
Start [MHz]   Stop [MHz]	2442.000   2482.000
RBW [MHz]   VBW [MHz]	0.100000   0.300000
Detector   TraceMode	POS   MAXH
Sweep: Time [ms]   Count   Points per Section   Type	50   200   10001   SWE

### RESULT: TC\_VM\_FCC15247\_Bandwidth\_6dB\_DTS\_V01

Test Description	Lower Limit	Upper Limit	Measured	Unit	Verdict
DTS Bandwidth (6dB)	500	---	17800	kHz	PASS



Plot\_FCC Part 15.247 Bandwidth 6dB DTS ~ WLAN2G4 nHT20-mode\_15012020\_130024.png

### TEST FINISHED

General Verdict

15.01.2020 13:00:24 / RT: 31 s

PASS

## 18. FCC Part 15.247 Bandwidth 6dB DTS ~ WLAN2G4 nHT40-mode

Test References	
TC Start	15.01.2020 13:13:40
System Version	1.0.0.29
Test Specification	FCC Part 15.247
Test Method	99
Class / TC Version / TC ID	TC_VM_FCC15247_Bandwidth_6dB_DTS_V01 Version: 0.0.1   TCID_FCC15247_1
My Description	FCC 15.247 Bandwidth 6dB DTS - WLAN 2G4 nHT40_mode
Add. Information	

Test Parameter	
Technology to test	WLAN2G4 nHT40-mode
Antenna Port used	1
Temperature	mid
Voltage	mid
Frequency low to test	True   Freq [MHz] 2422
Frequency mid to test	False   Freq [MHz] 2437
Frequency high to test	False   Freq [MHz] 2452
Switched Path	IUT - SignalingUnit - SpectrumAnalyzer
Devices in use	SA: Rohde&Schwarz,FSV-30,1321.3008K30/103170,3.60



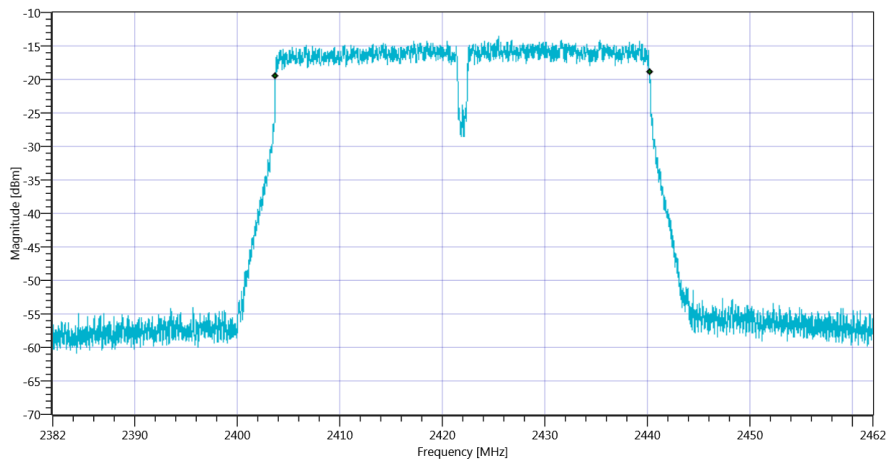
## Test at TX 2422 MHz

### READ SA SETTINGS:

RefLevel [dBm]   RefLevelOffset [dB]   InpAtt [dB]	1.63   9.85   10
Start [MHz]   Stop [MHz]	2382.000   2462.000
RBW [MHz]   VBW [MHz]	0.100000   0.300000
Detector   TraceMode	POS   MAXH
Sweep: Time [ms]   Count   Points per Section   Type	50   200   10001   SWE

### RESULT: TC\_VM\_FCC15247\_Bandwidth\_6dB\_DTS\_V01

Test Description	Lower Limit	Upper Limit	Measured	Unit	Verdict
DTS Bandwidth (6dB)	500	---	36528	kHz	PASS



Plot\_FCC Part 15.247 Bandwidth 6dB DTS ~ WLAN2G4 nHT40-mode\_15012020\_131408.png

### TEST FINISHED

General Verdict

15.01.2020 13:14:09 / RT: 28 s

PASS

## 19. FCC Part 15.247 Bandwidth 6dB DTS ~ WLAN2G4 nHT40-mode

Test References	
TC Start	15.01.2020 13:23:01
System Version	1.0.0.29
Test Specification	FCC Part 15.247
Test Method	99
Class / TC Version / TC ID	TC_VM_FCC15247_Bandwidth_6dB_DTS_V01 Version: 0.0.1   TCID_FCC15247_1
My Description	FCC 15.247 Bandwidth 6dB DTS - WLAN 2G4 nHT40_mode
Add. Information	

Test Parameter	
Technology to test	WLAN2G4 nHT40-mode
Antenna Port used	1
Temperature	mid
Voltage	mid
Frequency low to test	True   Freq [MHz] 2427
Frequency mid to test	False   Freq [MHz] 2437
Frequency high to test	False   Freq [MHz] 2452
Switched Path	IUT - SignalingUnit - SpectrumAnalyzer
Devices in use	SA: Rohde&Schwarz,FSV-30,1321.3008K30/103170,3.60

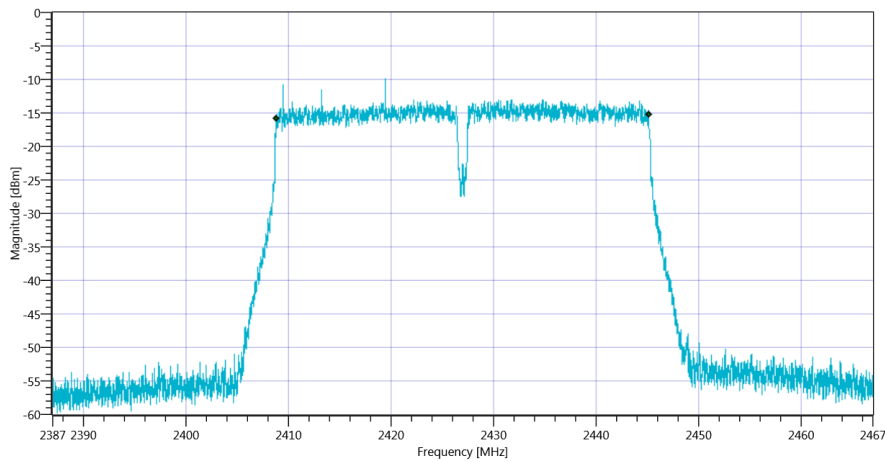
## Test at TX 2427 MHz

### READ SA SETTINGS:

RefLevel [dBm]   RefLevelOffset [dB]   InpAtt [dB]	3.00   9.87   10
Start [MHz]   Stop [MHz]	2387.000   2467.000
RBW [MHz]   VBW [MHz]	0.100000   0.300000
Detector   TraceMode	POS   MAXH
Sweep: Time [ms]   Count   Points per Section   Type	50   200   10001   SWE

### RESULT: TC\_VM\_FCC15247\_Bandwidth\_6dB\_DTS\_V01

Test Description	Lower Limit	Upper Limit	Measured	Unit	Verdict
DTS Bandwidth (6dB)	500	---	36320	kHz	PASS



Plot\_FCC Part 15.247 Bandwidth 6dB DTS ~ WLAN2G4 nHT40-mode\_15012020\_132329.png

### TEST FINISHED

General Verdict

15.01.2020 13:23:30 / RT: 28 s

PASS

## 20. FCC Part 15.247 Bandwidth 6dB DTS ~ WLAN2G4 nHT40-mode

Test References	
TC Start	15.01.2020 13:34:03
System Version	1.0.0.29
Test Specification	FCC Part 15.247
Test Method	99
Class / TC Version / TC ID	TC_VM_FCC15247_Bandwidth_6dB_DTS_V01 Version: 0.0.1   TCID_FCC15247_1
My Description	FCC 15.247 Bandwidth 6dB DTS - WLAN 2G4 nHT40_mode
Add. Information	

Test Parameter	
Technology to test	WLAN2G4 nHT40-mode
Antenna Port used	1
Temperature	mid
Voltage	mid
Frequency low to test	True   Freq [MHz] 2432
Frequency mid to test	False   Freq [MHz] 2437
Frequency high to test	False   Freq [MHz] 2452
Switched Path	IUT - SignalingUnit - SpectrumAnalyzer
Devices in use	SA: Rohde&Schwarz,FSV-30,1321.3008K30/103170,3.60

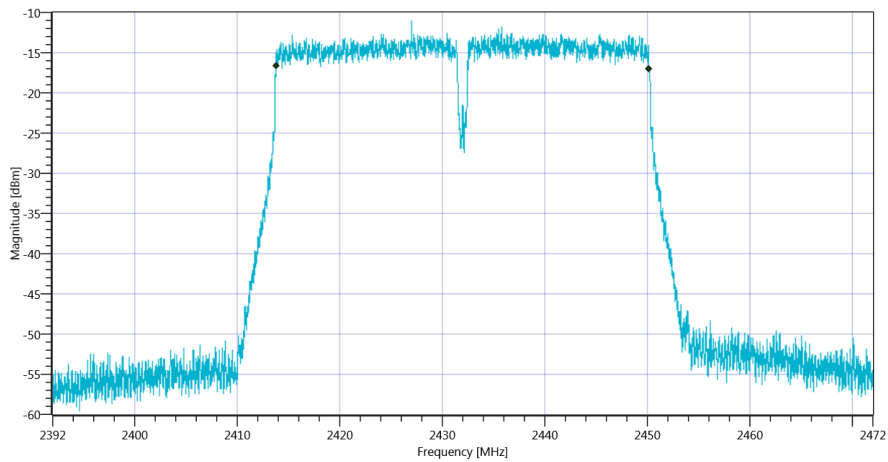
## Test at TX 2432 MHz

### READ SA SETTINGS:

RefLevel [dBm]   RefLevelOffset [dB]   InpAtt [dB]	3.45   9.88   10
Start [MHz]   Stop [MHz]	2392.000   2472.000
RBW [MHz]   VBW [MHz]	0.100000   0.300000
Detector   TraceMode	POS   MAXH
Sweep: Time [ms]   Count   Points per Section   Type	50   200   10001   SWE

### RESULT: TC\_VM\_FCC15247\_Bandwidth\_6dB\_DTS\_V01

Test Description	Lower Limit	Upper Limit	Measured	Unit	Verdict
DTS Bandwidth (6dB)	500	---	36416	kHz	PASS



Plot\_FCC Part 15.247 Bandwidth 6dB DTS ~ WLAN2G4 nHT40-mode\_15012020\_133432.png

### TEST FINISHED

General Verdict	15.01.2020 13:34:32 / RT: 28 s	PASS
-----------------	--------------------------------	------

## 21. FCC Part 15.247 Bandwidth 6dB DTS ~ WLAN2G4 nHT40-mode

Test References	
TC Start	15.01.2020 14:07:25
System Version	1.0.0.29
Test Specification	FCC Part 15.247
Test Method	99
Class / TC Version / TC ID	TC_VM_FCC15247_Bandwidth_6dB_DTS_V01 Version: 0.0.1   TCID_FCC15247_1
My Description	FCC 15.247 Bandwidth 6dB DTS - WLAN 2G4 nHT40_mode
Add. Information	

Test Parameter	
Technology to test	WLAN2G4 nHT40-mode
Antenna Port used	1
Temperature	mid
Voltage	mid
Frequency low to test	False   Freq [MHz] 2422
Frequency mid to test	True   Freq [MHz] 2437
Frequency high to test	False   Freq [MHz] 2452
Switched Path	IUT - SignalingUnit - SpectrumAnalyzer
Devices in use	SA: Rohde&Schwarz,FSV-30,1321.3008K30/103170,3.60

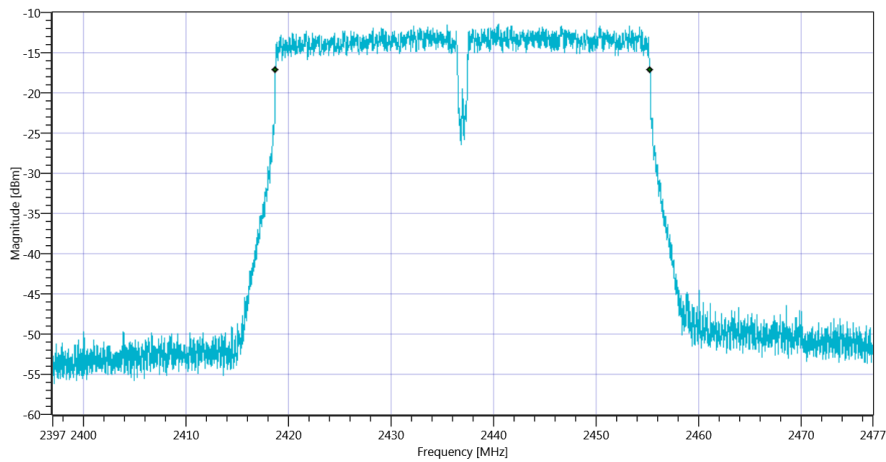
## Test at TX 2437 MHz

### READ SA SETTINGS:

RefLevel [dBm]   RefLevelOffset [dB]   InpAtt [dB]	4.34   9.89   10
Start [MHz]   Stop [MHz]	2397.000   2477.000
RBW [MHz]   VBW [MHz]	0.100000   0.300000
Detector   TraceMode	POS   MAXH
Sweep: Time [ms]   Count   Points per Section   Type	50   200   10001   SWE

### RESULT: TC\_VM\_FCC15247\_Bandwidth\_6dB\_DTS\_V01

Test Description	Lower Limit	Upper Limit	Measured	Unit	Verdict
DTS Bandwidth (6dB)	500	---	36552	kHz	PASS



Plot\_FCC Part 15.247 Bandwidth 6dB DTS ~ WLAN2G4 nHT40-mode\_15012020\_140753.png

### TEST FINISHED

General Verdict	15.01.2020 14:07:53 / RT: 28 s	PASS
-----------------	--------------------------------	------

## 22. FCC Part 15.247 Bandwidth 6dB DTS ~ WLAN2G4 nHT40-mode

Test References	
TC Start	15.01.2020 14:24:59
System Version	1.0.0.29
Test Specification	FCC Part 15.247
Test Method	99
Class / TC Version / TC ID	TC_VM_FCC15247_Bandwidth_6dB_DTS_V01 Version: 0.0.1   TCID_FCC15247_1
My Description	FCC 15.247 Bandwidth 6dB DTS - WLAN 2G4 nHT40_mode
Add. Information	

Test Parameter	
Technology to test	WLAN2G4 nHT40-mode
Antenna Port used	1
Temperature	mid
Voltage	mid
Frequency low to test	False   Freq [MHz] 2422
Frequency mid to test	False   Freq [MHz] 2437
Frequency high to test	True   Freq [MHz] 2442
Switched Path	IUT - SignalingUnit - SpectrumAnalyzer
Devices in use	SA: Rohde&Schwarz,FSV-30,1321.3008K30/103170,3.60



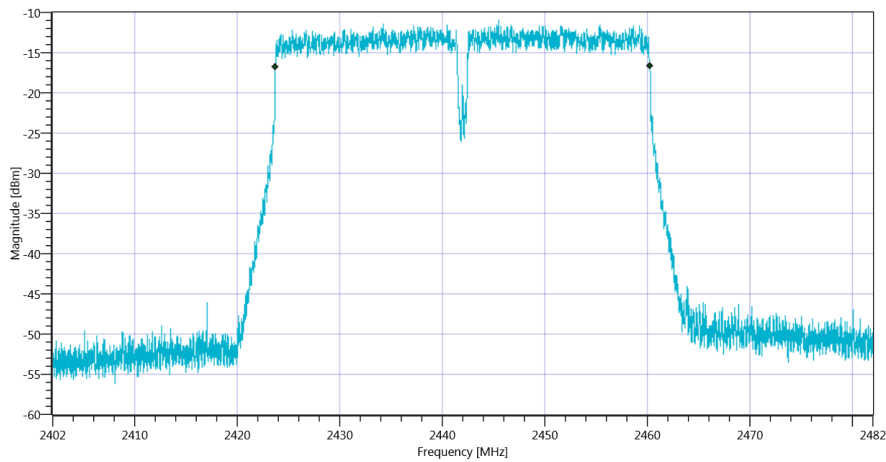
## Test at TX 2442 MHz

### READ SA SETTINGS:

RefLevel [dBm]   RefLevelOffset [dB]   InpAtt [dB]	4.38   9.91   10
Start [MHz]   Stop [MHz]	2402.000   2482.000
RBW [MHz]   VBW [MHz]	0.100000   0.300000
Detector   TraceMode	POS   MAXH
Sweep: Time [ms]   Count   Points per Section   Type	50   200   10001   SWE

### RESULT: TC\_VM\_FCC15247\_Bandwidth\_6dB\_DTS\_V01

Test Description	Lower Limit	Upper Limit	Measured	Unit	Verdict
DTS Bandwidth (6dB)	500	---	36536	kHz	PASS



Plot\_FCC Part 15.247 Bandwidth 6dB DTS ~ WLAN2G4 nHT40-mode\_15012020\_142527.png

### TEST FINISHED

General Verdict	15.01.2020 14:25:28 / RT: 28 s	PASS
-----------------	--------------------------------	------

## 23. FCC Part 15.247 Bandwidth 6dB DTS ~ WLAN2G4 nHT40-mode

Test References	
TC Start	15.01.2020 14:34:03
System Version	1.0.0.29
Test Specification	FCC Part 15.247
Test Method	99
Class / TC Version / TC ID	TC_VM_FCC15247_Bandwidth_6dB_DTS_V01 Version: 0.0.1   TCID_FCC15247_1
My Description	FCC 15.247 Bandwidth 6dB DTS - WLAN 2G4 nHT40_mode
Add. Information	

Test Parameter	
Technology to test	WLAN2G4 nHT40-mode
Antenna Port used	1
Temperature	mid
Voltage	mid
Frequency low to test	False   Freq [MHz] 2422
Frequency mid to test	False   Freq [MHz] 2437
Frequency high to test	True   Freq [MHz] 2447
Switched Path	IUT - SignalingUnit - SpectrumAnalyzer
Devices in use	SA: Rohde&Schwarz,FSV-30,1321.3008K30/103170,3.60

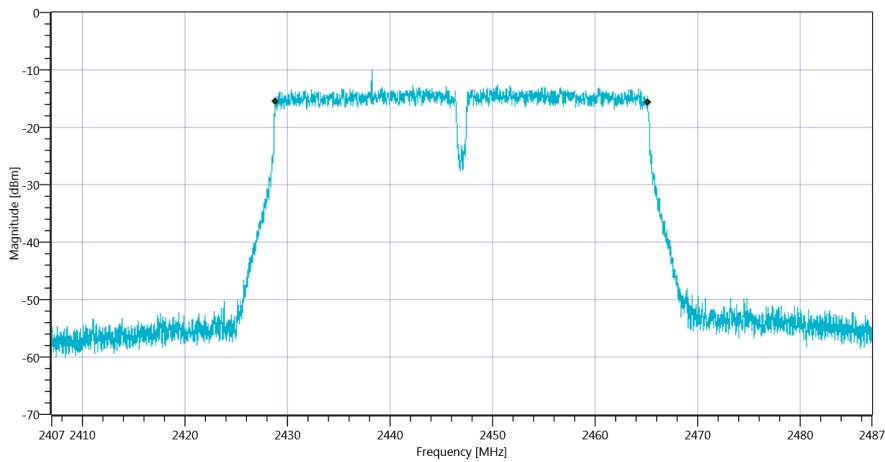
## Test at TX 2447 MHz

### READ SA SETTINGS:

RefLevel [dBm]   RefLevelOffset [dB]   InpAtt [dB]	2.89   9.92   10
Start [MHz]   Stop [MHz]	2407.000   2487.000
RBW [MHz]   VBW [MHz]	0.100000   0.300000
Detector   TraceMode	POS   MAXH
Sweep: Time [ms]   Count   Points per Section   Type	50   200   10001   SWE

### RESULT: TC\_VM\_FCC15247\_Bandwidth\_6dB\_DTS\_V01

Test Description	Lower Limit	Upper Limit	Measured	Unit	Verdict
DTS Bandwidth (6dB)	500	---	36328	kHz	PASS



Plot\_FCC Part 15.247 Bandwidth 6dB DTS ~ WLAN2G4 nHT40-mode\_15012020\_143430.png

### TEST FINISHED

General Verdict

15.01.2020 14:34:31 / RT: 28 s

PASS

## 24. FCC Part 15.247 Bandwidth 6dB DTS ~ WLAN2G4 nHT40-mode

Test References	
TC Start	15.01.2020 14:43:12
System Version	1.0.0.29
Test Specification	FCC Part 15.247
Test Method	99
Class / TC Version / TC ID	TC_VM_FCC15247_Bandwidth_6dB_DTS_V01 Version: 0.0.1   TCID_FCC15247_1
My Description	FCC 15.247 Bandwidth 6dB DTS - WLAN 2G4 nHT40_mode
Add. Information	

Test Parameter	
Technology to test	WLAN2G4 nHT40-mode
Antenna Port used	1
Temperature	mid
Voltage	mid
Frequency low to test	False   Freq [MHz] 2422
Frequency mid to test	False   Freq [MHz] 2437
Frequency high to test	True   Freq [MHz] 2452
Switched Path	IUT - SignalingUnit - SpectrumAnalyzer
Devices in use	SA: Rohde&Schwarz,FSV-30,1321.3008K30/103170,3.60

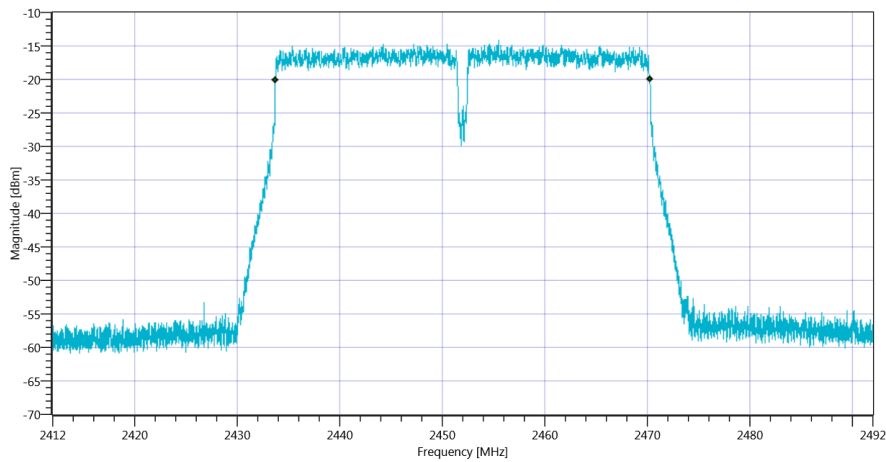
## Test at TX 2452 MHz

### READ SA SETTINGS:

RefLevel [dBm]   RefLevelOffset [dB]   InpAtt [dB]	1.07   9.93   10
Start [MHz]   Stop [MHz]	2412.000   2492.000
RBW [MHz]   VBW [MHz]	0.100000   0.300000
Detector   TraceMode	POS   MAXH
Sweep: Time [ms]   Count   Points per Section   Type	50   200   10001   SWE

### RESULT: TC\_VM\_FCC15247\_Bandwidth\_6dB\_DTS\_V01

Test Description	Lower Limit	Upper Limit	Measured	Unit	Verdict
DTS Bandwidth (6dB)	500	---	36536	kHz	PASS



Plot\_FCC Part 15.247 Bandwidth 6dB DTS ~ WLAN2G4 nHT40-mode\_15012020\_144340.png

### TEST FINISHED

General Verdict	15.01.2020 14:43:41 / RT: 29 s	PASS
-----------------	--------------------------------	------

## 25. FCC Part 15.247 Bandwidth 99PCT-20dB ~ WLAN2G4 b-mode

Test References	
TC Start	15.01.2020 09:55:30
System Version	1.0.0.29
Test Specification	FCC Part 15.247
Test Method	
Class / TC Version / TC ID	TC_VM_FCC15247_Bandwidth_99PCT_20dB_DTS_FHSS_V01 Version: 0.0.2   TCID_FCC15247_2
My Description	FCC 15.247 Bandwidth 99PCT-20dB DTS - WLAN 2G4 b-mode
Add. Information	

Test Parameter	
Technology to test	WLAN2G4 b-mode
Antenna Port used	1
Temperature	mid
Voltage	mid
Frequency low to test	True   Freq [MHz] 2412
Frequency mid to test	False   Freq [MHz] 2437
Frequency high to test	False   Freq [MHz] 2462
Switched Path	IUT - SignalingUnit - SpectrumAnalyzer
Devices in use	SA: Rohde&Schwarz,FSV-30,1321.3008K30/103170,3.60

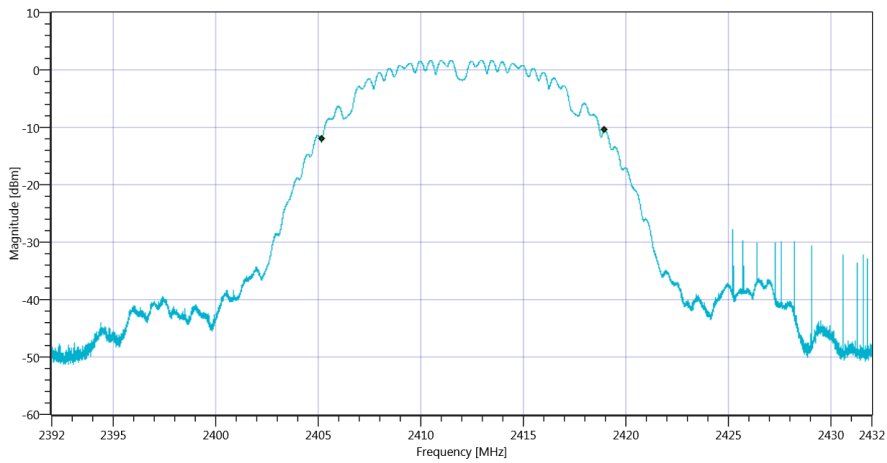
## Test at TX 2412 MHz

### READ SA SETTINGS:

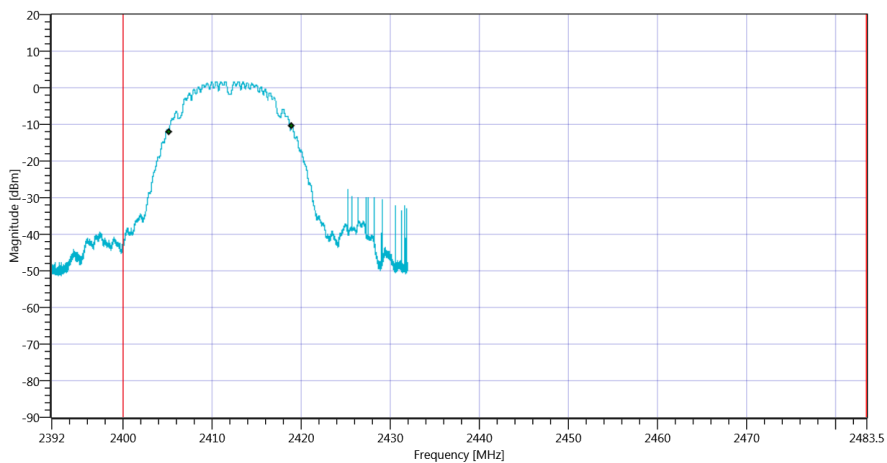
RefLevel [dBm]   RefLevelOffset [dB]   InpAtt [dB]	10.05   9.83   20
Start [MHz]   Stop [MHz]	2392.000   2432.000
RBW [MHz]   VBW [MHz]	0.500000   1.000000
Detector   TraceMode	POS   MAXH
Sweep: Time [ms]   Count   Points per Section   Type	50   200   10001   SWE

### RESULT: TC\_VM\_FCC15247\_Bandwidth\_99PCT\_20dB\_DTS\_FHSS\_V01

Test Description	Lower Limit	Upper Limit	Measured	Unit	Verdict
Bandwidth 99%	---	---	13767	kHz	Information
T1 99%	2400.000000	---	2405.2007	MHz	PASS
T2 99%	---	2483.500000	2418.9673	MHz	PASS



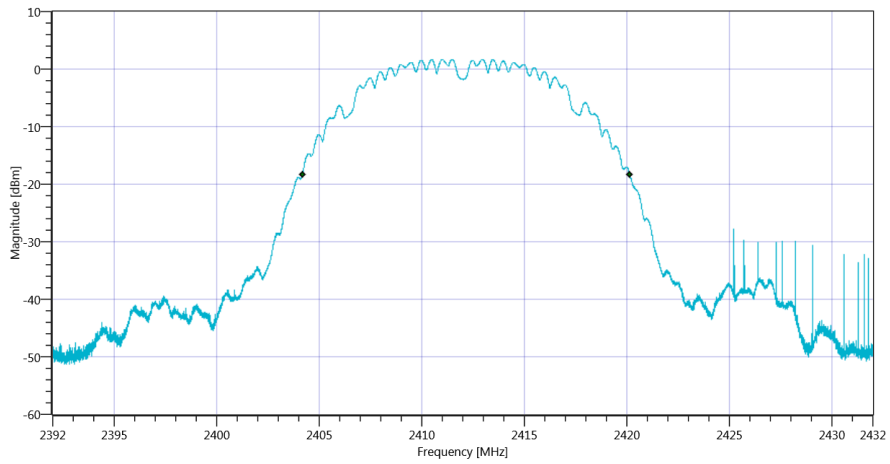
Plot\_FCC Part 15.247 Bandwidth 99PCT-20dB ~ WLAN2G4 b-mode 99PCT\_15012020\_095712.png



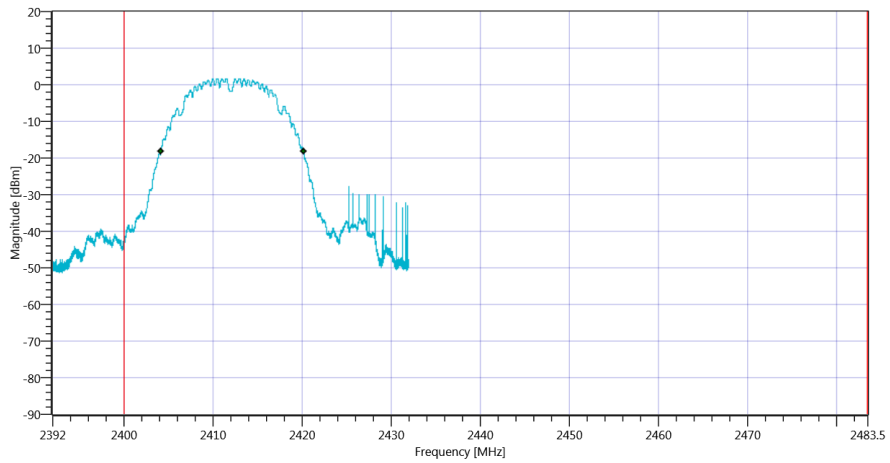
Plot\_FCC Part 15.247 Bandwidth 99PCT-20dB ~ WLAN2G4 b-mode\_15012020\_095716.png

### RESULT: TC\_VM\_FCC15247\_Bandwidth\_20dB\_DTS\_FHSS\_V01

Test Description	Lower Limit	Upper Limit	Measured	Unit	Verdict
Bandwidth 20dB	---	---	15956	kHz	Information
T1 20DB	2400.000000	---	2404.1920	MHz	PASS
T2 20dB	---	2483.500000	2420.1480	MHz	PASS



Plot\_FCC Part 15.247 Bandwidth 99PCT-20dB ~ WLAN2G4 b-mode 20dB\_15012020\_095722.png



Plot\_FCC Part 15.247 Bandwidth 99PCT-20dB ~ WLAN2G4 b-mode\_15012020\_095726.png

TEST FINISHED

General Verdict

15.01.2020 09:57:27 / RT: 117 s

PASS



## 26. FCC Part 15.247 Bandwidth 99PCT-20dB ~ WLAN2G4 b-mode

Test References	
TC Start	15.01.2020 10:07:41
System Version	1.0.0.29
Test Specification	FCC Part 15.247
Test Method	
Class / TC Version / TC ID	TC_VM_FCC15247_Bandwidth_99PCT_20dB_DTS_FHSS_V01 Version: 0.0.2   TCID_FCC15247_2
My Description	FCC 15.247 Bandwidth 99PCT-20dB DTS - WLAN 2G4 b-mode
Add. Information	

Test Parameter	
Technology to test	WLAN2G4 b-mode
Antenna Port used	1
Temperature	mid
Voltage	mid
Frequency low to test	False   Freq [MHz] 2412
Frequency mid to test	True   Freq [MHz] 2437
Frequency high to test	False   Freq [MHz] 2462
Switched Path	IUT - SignalingUnit - SpectrumAnalyzer
Devices in use	SA: Rohde&Schwarz,FSV-30,1321.3008K30/103170,3.60

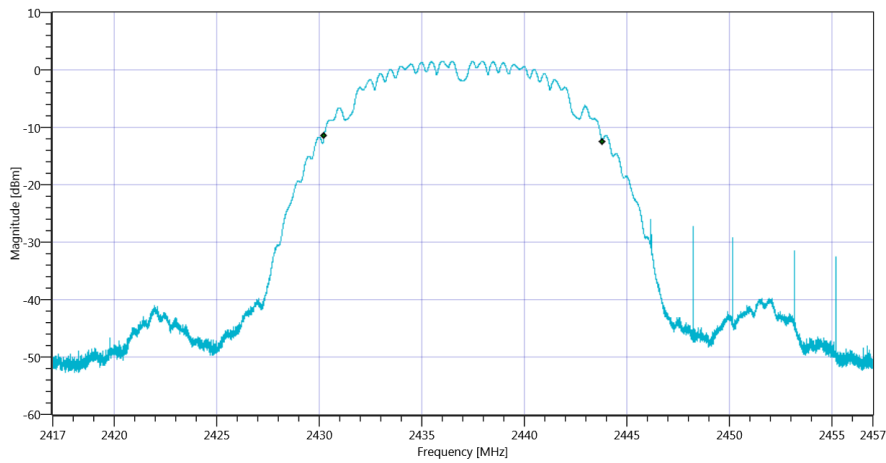
## Test at TX 2437 MHz

### READ SA SETTINGS:

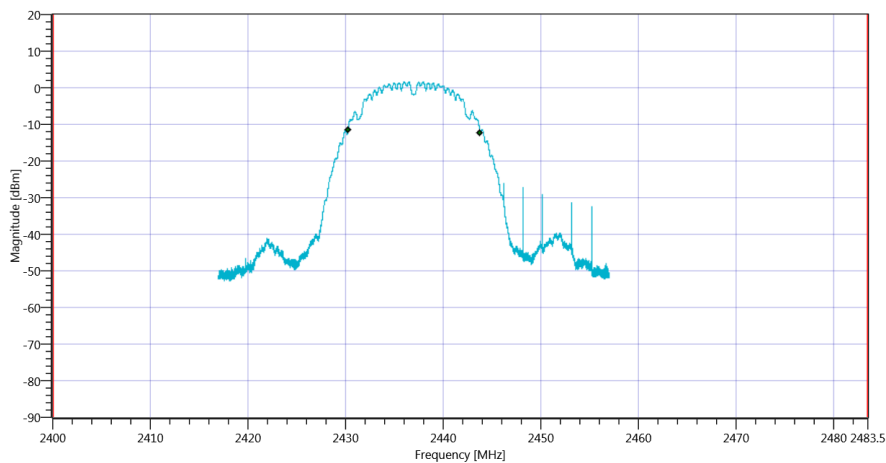
RefLevel [dBm]   RefLevelOffset [dB]   InpAtt [dB]	9.84   9.89   15
Start [MHz]   Stop [MHz]	2417.000   2457.000
RBW [MHz]   VBW [MHz]	0.500000   1.000000
Detector   TraceMode	POS   MAXH
Sweep: Time [ms]   Count   Points per Section   Type	50   200   10001   SWE

### RESULT: TC\_VM\_FCC15247\_Bandwidth\_99PCT\_20dB\_DTS\_FHSS\_V01

Test Description	Lower Limit	Upper Limit	Measured	Unit	Verdict
Bandwidth 99%	---	---	13567	kHz	Information
T1 99%	2400.000000	---	2430.2407	MHz	PASS
T2 99%	---	2483.500000	2443.8073	MHz	PASS



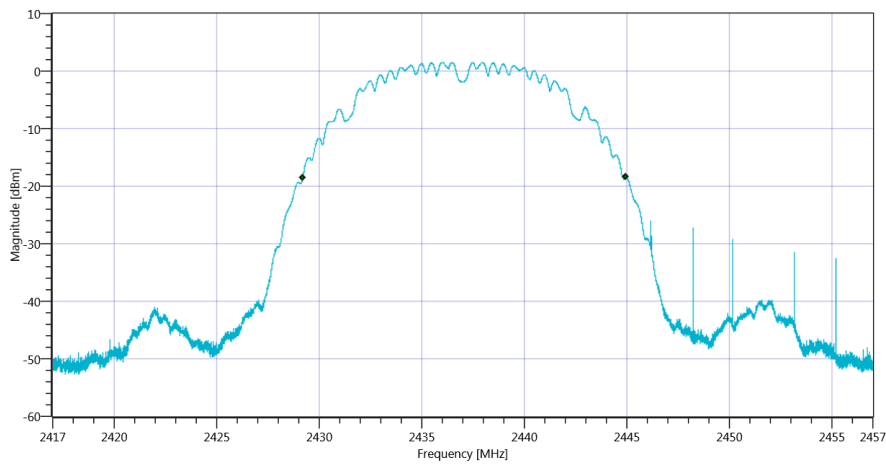
Plot\_FCC Part 15.247 Bandwidth 99PCT-20dB ~ WLAN2G4 b-mode 99PCT\_15012020\_100814.png



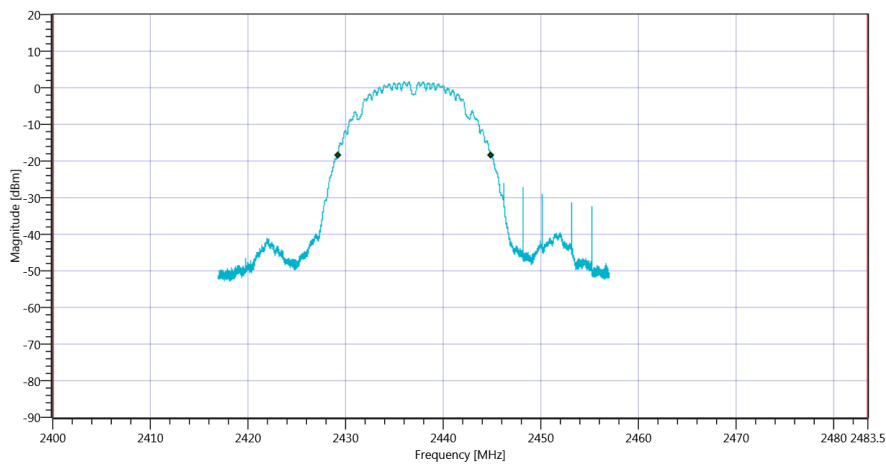
Plot\_FCC Part 15.247 Bandwidth 99PCT-20dB ~ WLAN2G4 b-mode\_15012020\_100818.png

### RESULT: TC\_VM\_FCC15247\_Bandwidth\_99PCT\_20dB\_DTS\_FHSS\_V01

Test Description	Lower Limit	Upper Limit	Measured	Unit	Verdict
Bandwidth 20dB	---	---	15748	kHz	Information
T1 20DB	2400.000000	---	2429.2040	MHz	PASS
T2 20dB	---	2483.500000	2444.9520	MHz	PASS



Plot\_FCC Part 15.247 Bandwidth 99PCT-20dB ~ WLAN2G4 b-mode 20dB\_15012020\_100824.png



Plot\_FCC Part 15.247 Bandwidth 99PCT-20dB ~ WLAN2G4 b-mode\_15012020\_100828.png

TEST FINISHED

General Verdict

15.01.2020 10:08:29 / RT: 47 s

PASS

## 27. FCC Part 15.247 Bandwidth 99PCT-20dB ~ WLAN2G4 b-mode

Test References	
TC Start	15.01.2020 10:18:57
System Version	1.0.0.29
Test Specification	FCC Part 15.247
Test Method	
Class / TC Version / TC ID	TC_VM_FCC15247_Bandwidth_99PCT_20dB_DTS_FHSS_V01 Version: 0.0.2   TCID_FCC15247_2
My Description	FCC 15.247 Bandwidth 99PCT-20dB DTS - WLAN 2G4 b-mode
Add. Information	

Test Parameter	
Technology to test	WLAN2G4 b-mode
Antenna Port used	1
Temperature	mid
Voltage	mid
Frequency low to test	False   Freq [MHz] 2412
Frequency mid to test	False   Freq [MHz] 2437
Frequency high to test	True   Freq [MHz] 2462
Switched Path	IUT - SignalingUnit - SpectrumAnalyzer
Devices in use	SA: Rohde&Schwarz,FSV-30,1321.3008K30/103170,3.60

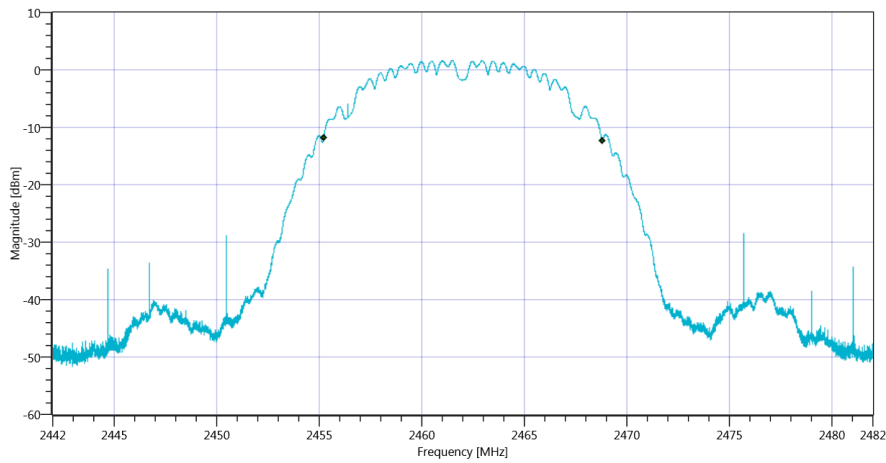
## Test at TX 2462 MHz

### READ SA SETTINGS:

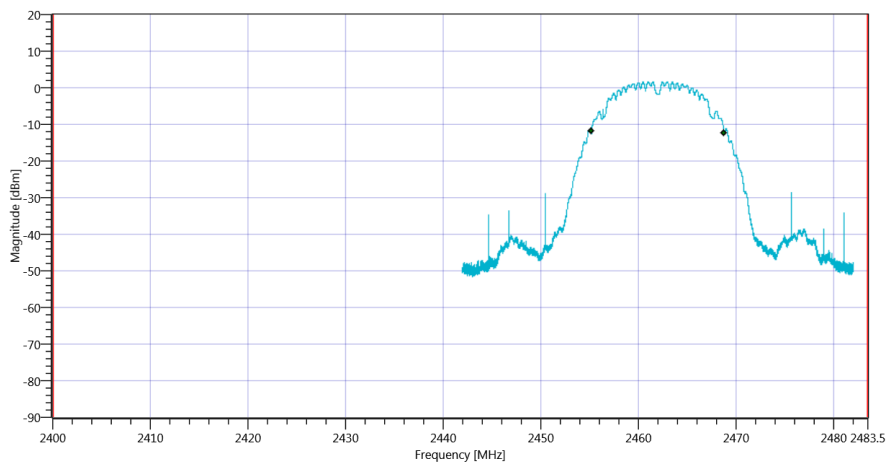
RefLevel [dBm]   RefLevelOffset [dB]   InpAtt [dB]	9.97   9.94   20
Start [MHz]   Stop [MHz]	2442.000   2482.000
RBW [MHz]   VBW [MHz]	0.500000   1.000000
Detector   TraceMode	POS   MAXH
Sweep: Time [ms]   Count   Points per Section   Type	50   200   10001   SWE

### RESULT: TC\_VM\_FCC15247\_Bandwidth\_99PCT\_20dB\_DTS\_FHSS\_V01

Test Description	Lower Limit	Upper Limit	Measured	Unit	Verdict
Bandwidth 99%	---	---	13603	kHz	Information
T1 99%	2400.000000	---	2455.2127	MHz	PASS
T2 99%	---	2483.500000	2468.8153	MHz	PASS



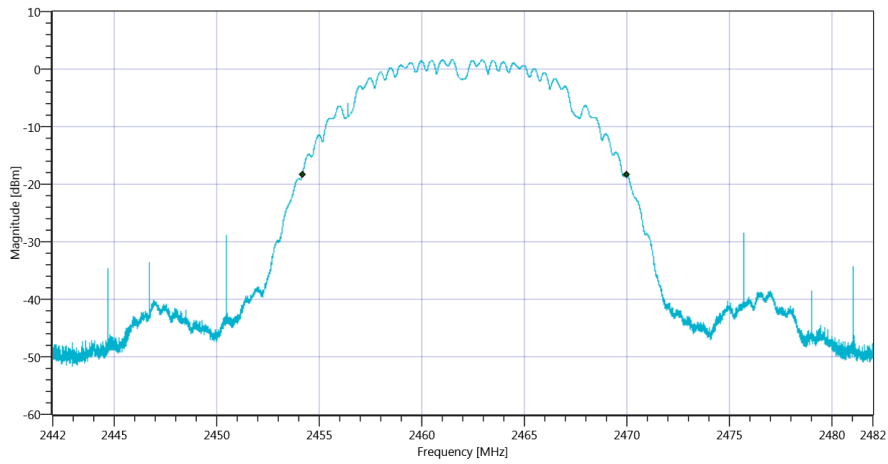
Plot\_FCC Part 15.247 Bandwidth 99PCT-20dB ~ WLAN2G4 b-mode 99PCT\_15012020\_101927.png



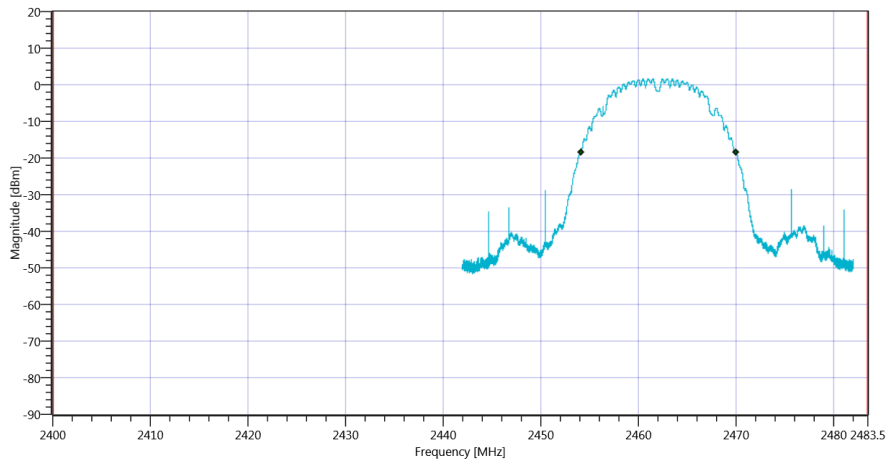
Plot\_FCC Part 15.247 Bandwidth 99PCT-20dB ~ WLAN2G4 b-mode\_15012020\_101931.png

### RESULT: TC\_VM\_FCC15247\_Bandwidth\_99PCT\_20dB\_DTS\_FHSS\_V01

Test Description	Lower Limit	Upper Limit	Measured	Unit	Verdict
Bandwidth 20dB	---	---	15816	kHz	Information
T1 20DB	2400.000000	---	2454.1960	MHz	PASS
T2 20dB	---	2483.500000	2470.0120	MHz	PASS



Plot\_FCC Part 15.247 Bandwidth 99PCT-20dB ~ WLAN2G4 b-mode 20dB\_15012020\_101936.png



Plot\_FCC Part 15.247 Bandwidth 99PCT-20dB ~ WLAN2G4 b-mode\_15012020\_101941.png

TEST FINISHED

General Verdict

15.01.2020 10:19:41 / RT: 44 s

PASS

## 28. FCC Part 15.247 Bandwidth 99PCT-20dB ~ WLAN2G4 g-mode

Test References	
TC Start	15.01.2020 10:37:35
System Version	1.0.0.29
Test Specification	FCC Part 15.247
Test Method	
Class / TC Version / TC ID	TC_VM_FCC15247_Bandwidth_99PCT_20dB_DTS_FHSS_V01 Version: 0.0.2   TCID_FCC15247_2
My Description	FCC 15.247 Bandwidth 99PCT-20dB DTS - WLAN 2G4 g-mode
Add. Information	

Test Parameter	
Technology to test	WLAN2G4 g-mode
Antenna Port used	1
Temperature	mid
Voltage	mid
Frequency low to test	True   Freq [MHz] 2412
Frequency mid to test	False   Freq [MHz] 2437
Frequency high to test	False   Freq [MHz] 2462
Switched Path	IUT - SignalingUnit - SpectrumAnalyzer
Devices in use	SA: Rohde&Schwarz,FSV-30,1321.3008K30/103170,3.60

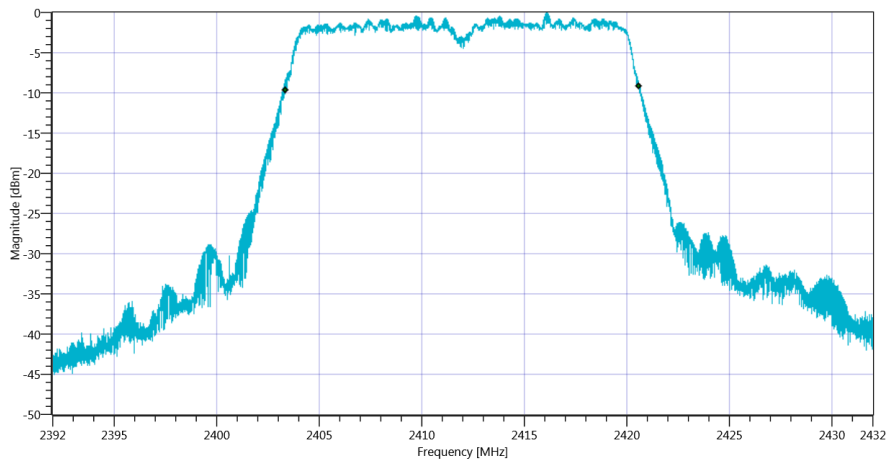
## Test at TX 2412 MHz

### READ SA SETTINGS:

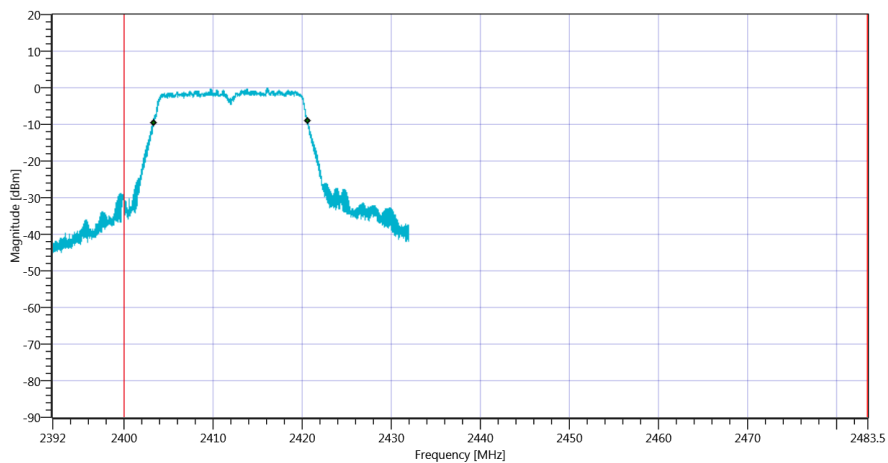
RefLevel [dBm]   RefLevelOffset [dB]   InpAtt [dB]	7.94   9.83   15
Start [MHz]   Stop [MHz]	2392.000   2432.000
RBW [MHz]   VBW [MHz]	0.500000   1.000000
Detector   TraceMode	POS   MAXH
Sweep: Time [ms]   Count   Points per Section   Type	50   200   10001   SWE

### RESULT: TC\_VM\_FCC15247\_Bandwidth\_99PCT\_20dB\_DTS\_FHSS\_V01

Test Description	Lower Limit	Upper Limit	Measured	Unit	Verdict
Bandwidth 99%	---	---	17246	kHz	Information
T1 99%	2400.000000	---	2403.3409	MHz	PASS
T2 99%	---	2483.500000	2420.5871	MHz	PASS



Plot\_FCC Part 15.247 Bandwidth 99PCT-20dB ~ WLAN2G4 g-mode 99PCT\_15012020\_103804.png

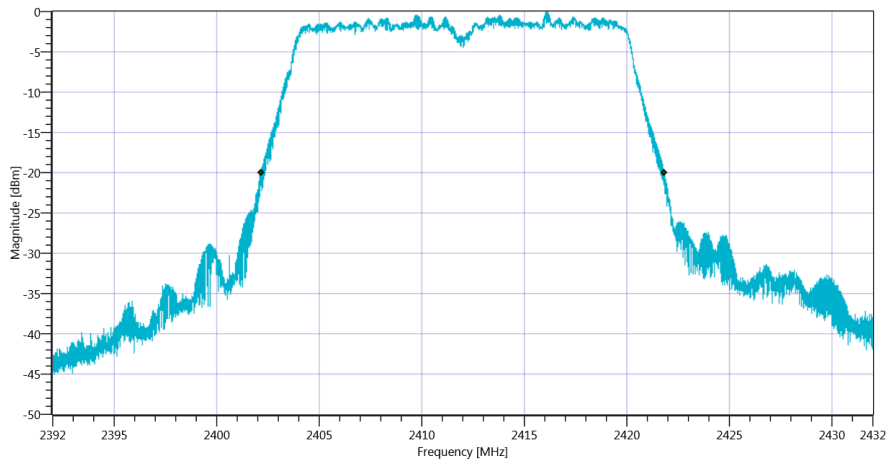


Plot\_FCC Part 15.247 Bandwidth 99PCT-20dB ~ WLAN2G4 g-mode\_15012020\_103808.png

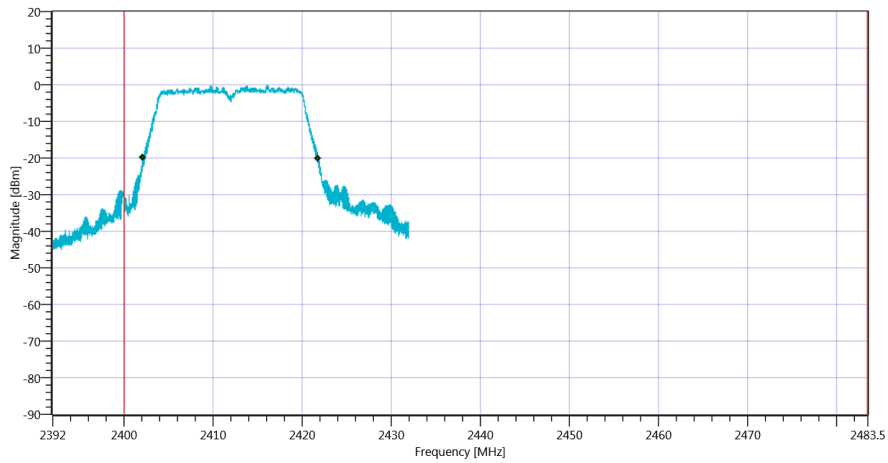
### RESULT: TC\_VM\_FCC15247\_Bandwidth\_99PCT\_20dB\_DTS\_FHSS\_V01

Test Description	Lower Limit	Upper Limit	Measured	Unit	Verdict
Bandwidth 20dB	---	---	19668	kHz	Information
T1 20dB	2400.000000	---	2402.1520	MHz	PASS
T2 20dB	---	2483.500000	2421.8200	MHz	PASS





Plot\_FCC Part 15.247 Bandwidth 99PCT-20dB ~ WLAN2G4 g-mode\_15012020\_103814.png



Plot\_FCC Part 15.247 Bandwidth 99PCT-20dB ~ WLAN2G4 g-mode\_15012020\_103818.png

TEST FINISHED

General Verdict

15.01.2020 10:38:19 / RT: 43 s

PASS

## 29. FCC Part 15.247 Bandwidth 99PCT-20dB ~ WLAN2G4 g-mode

Test References	
TC Start	15.01.2020 10:46:36
System Version	1.0.0.29
Test Specification	FCC Part 15.247
Test Method	
Class / TC Version / TC ID	TC_VM_FCC15247_Bandwidth_99PCT_20dB_DTS_FHSS_V01 Version: 0.0.2   TCID_FCC15247_2
My Description	FCC 15.247 Bandwidth 99PCT-20dB DTS - WLAN 2G4 g-mode
Add. Information	

Test Parameter	
Technology to test	WLAN2G4 g-mode
Antenna Port used	1
Temperature	mid
Voltage	mid
Frequency low to test	True   Freq [MHz] 2417
Frequency mid to test	False   Freq [MHz] 2437
Frequency high to test	False   Freq [MHz] 2462
Switched Path	IUT - SignalingUnit - SpectrumAnalyzer
Devices in use	SA: Rohde&Schwarz,FSV-30,1321.3008K30/103170,3.60

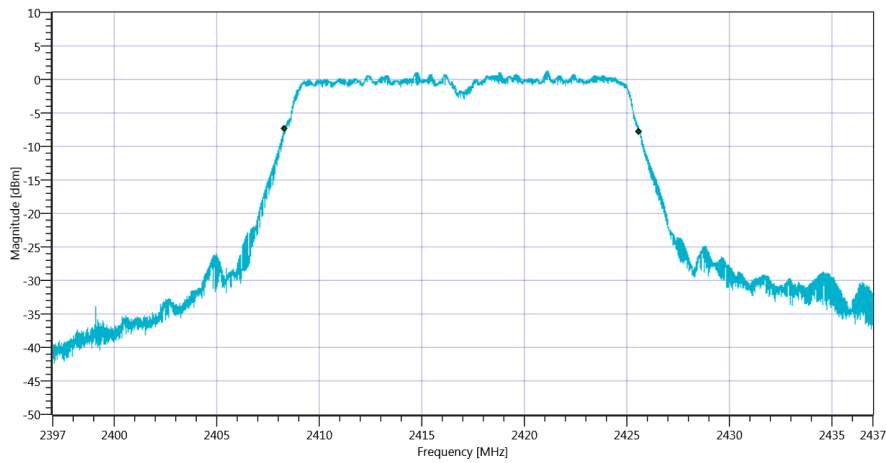
## Test at TX 2417 MHz

### READ SA SETTINGS:

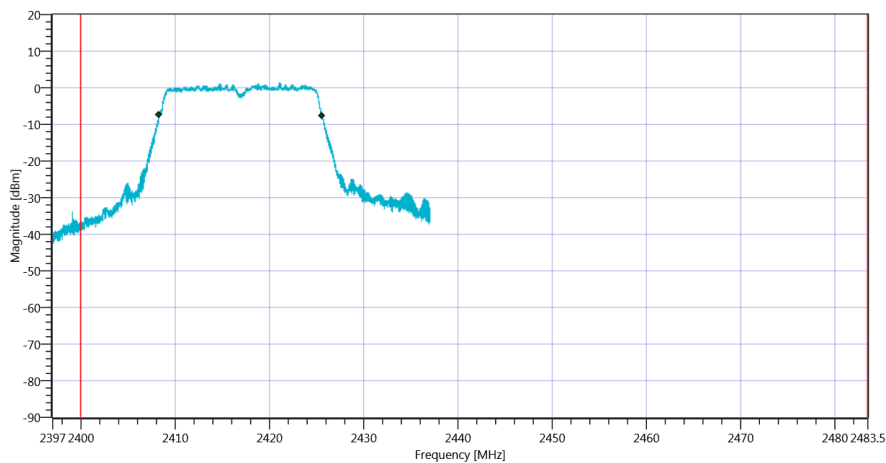
RefLevel [dBm]   RefLevelOffset [dB]   InpAtt [dB]	9.54   9.84   15
Start [MHz]   Stop [MHz]	2397.000   2437.000
RBW [MHz]   VBW [MHz]	0.500000   1.000000
Detector   TraceMode	POS   MAXH
Sweep: Time [ms]   Count   Points per Section   Type	50   200   10001   SWE

### RESULT: TC\_VM\_FCC15247\_Bandwidth\_99PCT\_20dB\_DTS\_FHSS\_V01

Test Description	Lower Limit	Upper Limit	Measured	Unit	Verdict
Bandwidth 99%	---	---	17294	kHz	Information
T1 99%	2400.000000	---	2408.3169	MHz	PASS
T2 99%	---	2483.500000	2425.6111	MHz	PASS



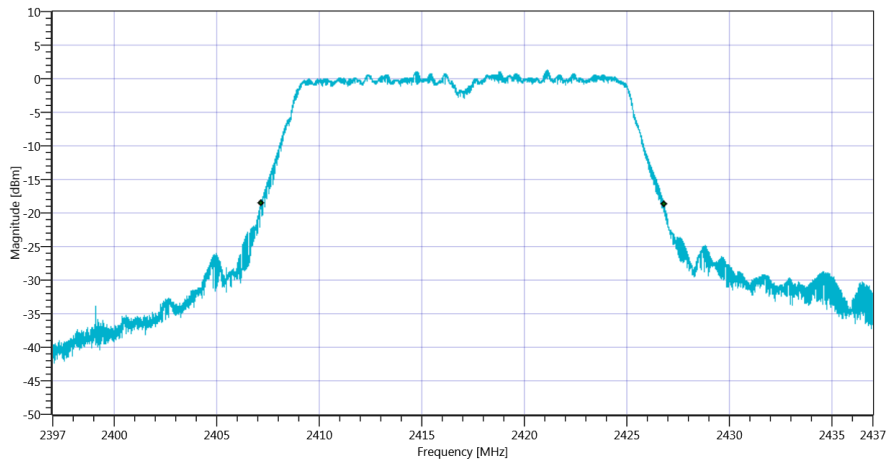
Plot\_FCC Part 15.247 Bandwidth 99PCT-20dB ~ WLAN2G4 g-mode 99PCT\_15012020\_104704.png



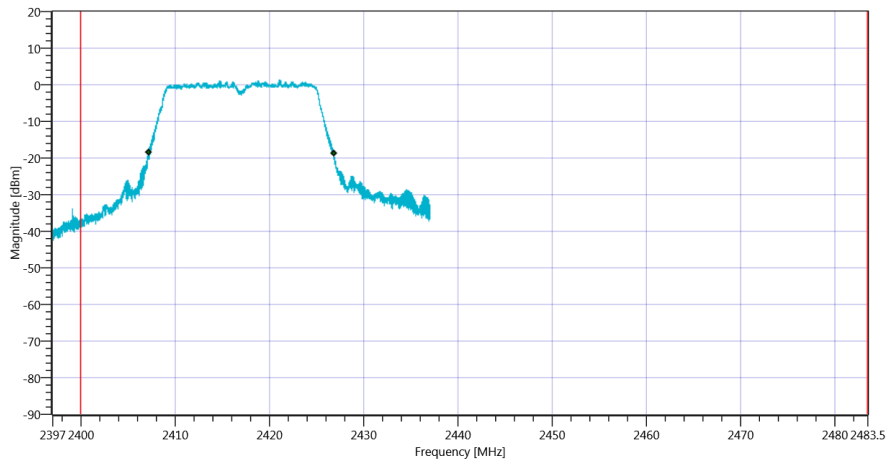
Plot\_FCC Part 15.247 Bandwidth 99PCT-20dB ~ WLAN2G4 g-mode\_15012020\_104708.png

### RESULT: TC\_VM\_FCC15247\_Bandwidth\_99PCT\_20dB\_DTS\_FHSS\_V01

Test Description	Lower Limit	Upper Limit	Measured	Unit	Verdict
Bandwidth 20dB	---	---	19652	kHz	Information
T1 20dB	2400.000000	---	2407.1680	MHz	PASS
T2 20dB	---	2483.500000	2426.8200	MHz	PASS



Plot\_FCC Part 15.247 Bandwidth 99PCT-20dB ~ WLAN2G4 g-mode 20dB\_15012020\_104714.png



Plot\_FCC Part 15.247 Bandwidth 99PCT-20dB ~ WLAN2G4 g-mode\_15012020\_104718.png

TEST FINISHED

General Verdict

15.01.2020 10:47:19 / RT: 42 s

PASS

## 30. FCC Part 15.247 Bandwidth 99PCT-20dB ~ WLAN2G4 g-mode

Test References	
TC Start	15.01.2020 10:55:42
System Version	1.0.0.29
Test Specification	FCC Part 15.247
Test Method	
Class / TC Version / TC ID	TC_VM_FCC15247_Bandwidth_99PCT_20dB_DTS_FHSS_V01 Version: 0.0.2   TCID_FCC15247_2
My Description	FCC 15.247 Bandwidth 99PCT-20dB DTS - WLAN 2G4 g-mode
Add. Information	

Test Parameter	
Technology to test	WLAN2G4 g-mode
Antenna Port used	1
Temperature	mid
Voltage	mid
Frequency low to test	True   Freq [MHz] 2422
Frequency mid to test	False   Freq [MHz] 2437
Frequency high to test	False   Freq [MHz] 2462
Switched Path	IUT - SignalingUnit - SpectrumAnalyzer
Devices in use	SA: Rohde&Schwarz,FSV-30,1321.3008K30/103170,3.60

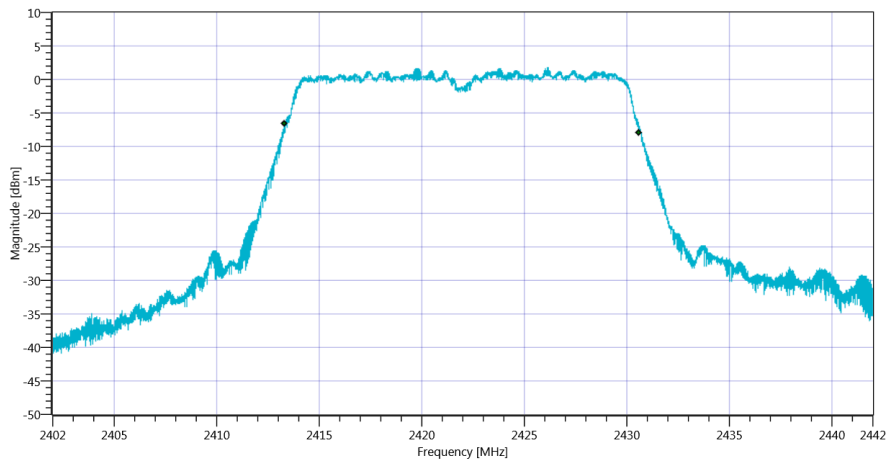
## Test at TX 2422 MHz

### READ SA SETTINGS:

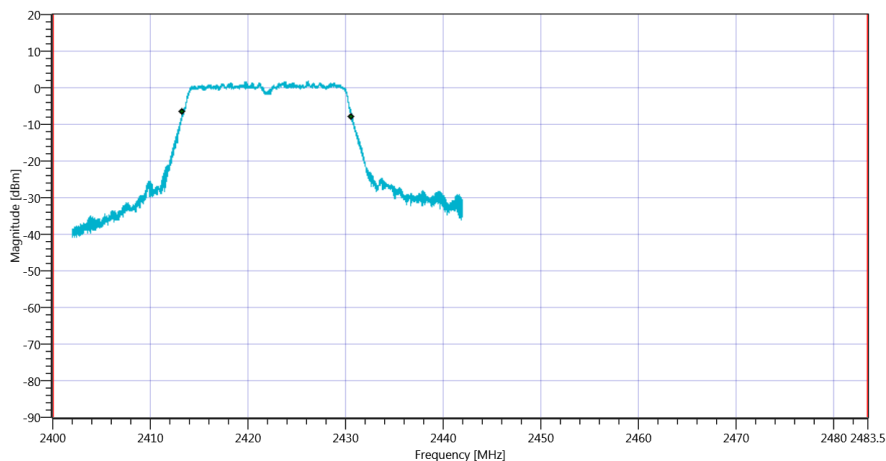
RefLevel [dBm]   RefLevelOffset [dB]   InpAtt [dB]	10.34   9.85   20
Start [MHz]   Stop [MHz]	2402.000   2442.000
RBW [MHz]   VBW [MHz]	0.500000   1.000000
Detector   TraceMode	POS   MAXH
Sweep: Time [ms]   Count   Points per Section   Type	50   200   10001   SWE

### RESULT: TC\_VM\_FCC15247\_Bandwidth\_99PCT\_20dB\_DTS\_FHSS\_V01

Test Description	Lower Limit	Upper Limit	Measured	Unit	Verdict
Bandwidth 99%	---	---	17266	kHz	Information
T1 99%	2400.000000	---	2413.3289	MHz	PASS
T2 99%	---	2483.500000	2430.5951	MHz	PASS



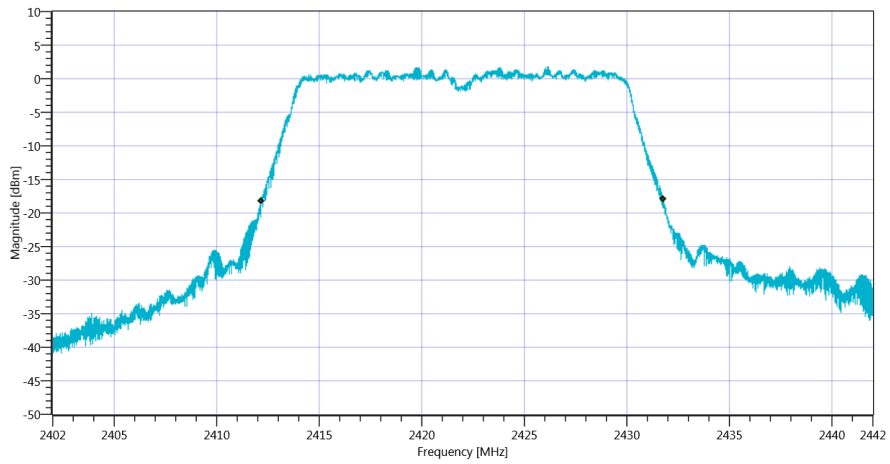
Plot\_FCC Part 15.247 Bandwidth 99PCT-20dB ~ WLAN2G4 g-mode 99PCT\_15012020\_105611.png



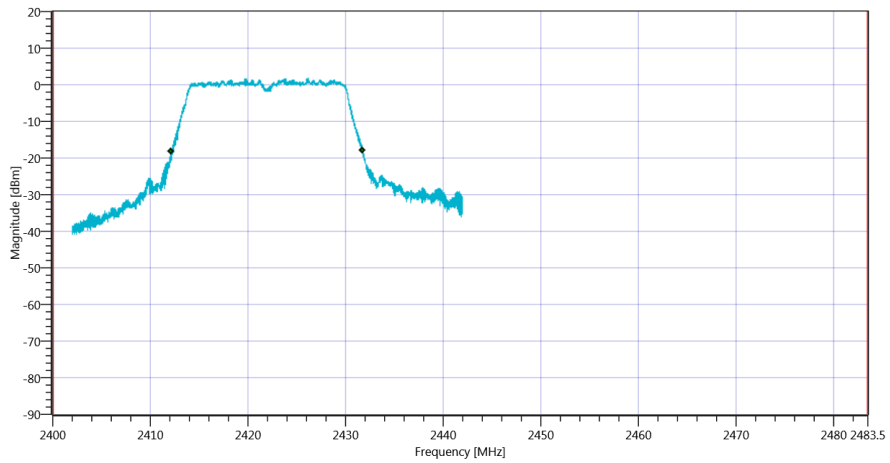
Plot\_FCC Part 15.247 Bandwidth 99PCT-20dB ~ WLAN2G4 g-mode\_15012020\_105615.png

### RESULT: TC\_VM\_FCC15247\_Bandwidth\_99PCT\_20dB\_DTS\_FHSS\_V01

Test Description	Lower Limit	Upper Limit	Measured	Unit	Verdict
Bandwidth 20dB	---	---	19612	kHz	Information
T1 20DB	2400.000000	---	2412.1760	MHz	PASS
T2 20dB	---	2483.500000	2431.7880	MHz	PASS



Plot\_FCC Part 15.247 Bandwidth 99PCT-20dB ~ WLAN2G4 g-mode 20dB\_15012020\_105621.png



Plot\_FCC Part 15.247 Bandwidth 99PCT-20dB ~ WLAN2G4 g-mode\_15012020\_105625.png

TEST FINISHED

General Verdict

15.01.2020 10:56:26 / RT: 43 s

PASS

## 31. FCC Part 15.247 Bandwidth 99PCT-20dB ~ WLAN2G4 g-mode

Test References	
TC Start	15.01.2020 11:05:22
System Version	1.0.0.29
Test Specification	FCC Part 15.247
Test Method	
Class / TC Version / TC ID	TC_VM_FCC15247_Bandwidth_99PCT_20dB_DTS_FHSS_V01 Version: 0.0.2   TCID_FCC15247_2
My Description	FCC 15.247 Bandwidth 99PCT-20dB DTS - WLAN 2G4 g-mode
Add. Information	

Test Parameter	
Technology to test	WLAN2G4 g-mode
Antenna Port used	1
Temperature	mid
Voltage	mid
Frequency low to test	False   Freq [MHz] 2412
Frequency mid to test	True   Freq [MHz] 2437
Frequency high to test	False   Freq [MHz] 2462
Switched Path	IUT - SignalingUnit - SpectrumAnalyzer
Devices in use	SA: Rohde&Schwarz,FSV-30,1321.3008K30/103170,3.60



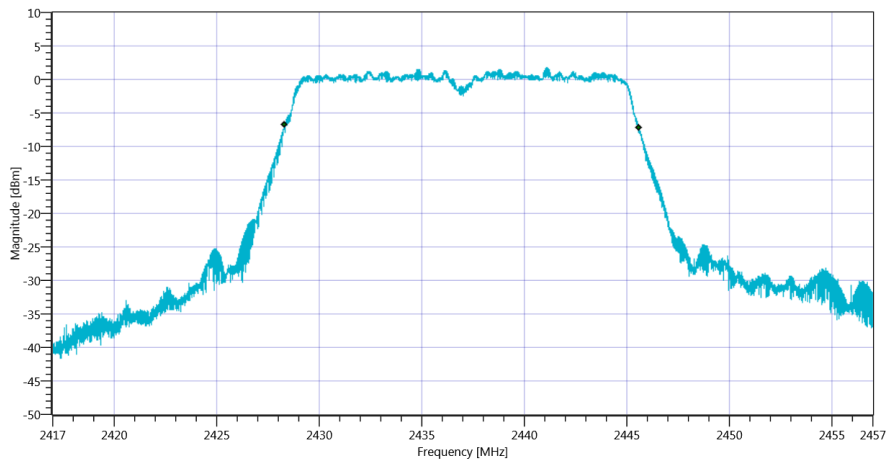
## Test at TX 2437 MHz

### READ SA SETTINGS:

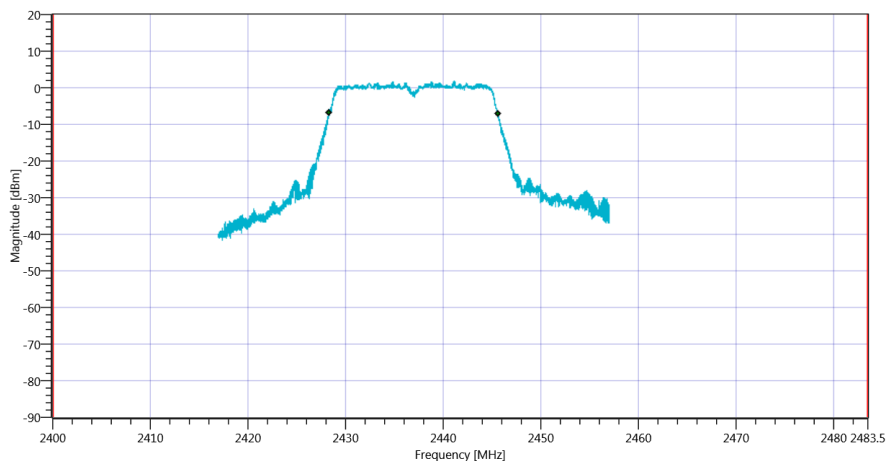
RefLevel [dBm]   RefLevelOffset [dB]   InpAtt [dB]	10.24   9.89   20
Start [MHz]   Stop [MHz]	2417.000   2457.000
RBW [MHz]   VBW [MHz]	0.500000   1.000000
Detector   TraceMode	POS   MAXH
Sweep: Time [ms]   Count   Points per Section   Type	50   200   10001   SWE

### RESULT: TC\_VM\_FCC15247\_Bandwidth\_99PCT\_20dB\_DTS\_FHSS\_V01

Test Description	Lower Limit	Upper Limit	Measured	Unit	Verdict
Bandwidth 99%	---	---	17286	kHz	Information
T1 99%	2400.000000	---	2428.3049	MHz	PASS
T2 99%	---	2483.500000	2445.5911	MHz	PASS



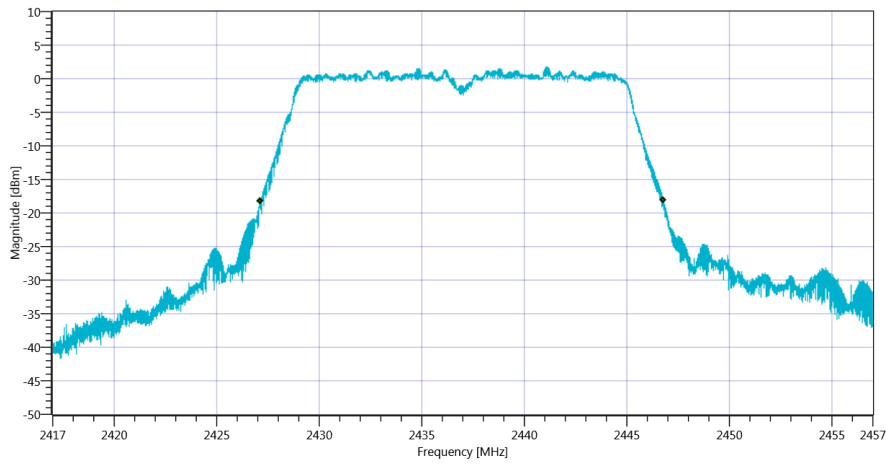
Plot\_FCC Part 15.247 Bandwidth 99PCT-20dB ~ WLAN2G4 g-mode 99PCT\_15012020\_110550.png



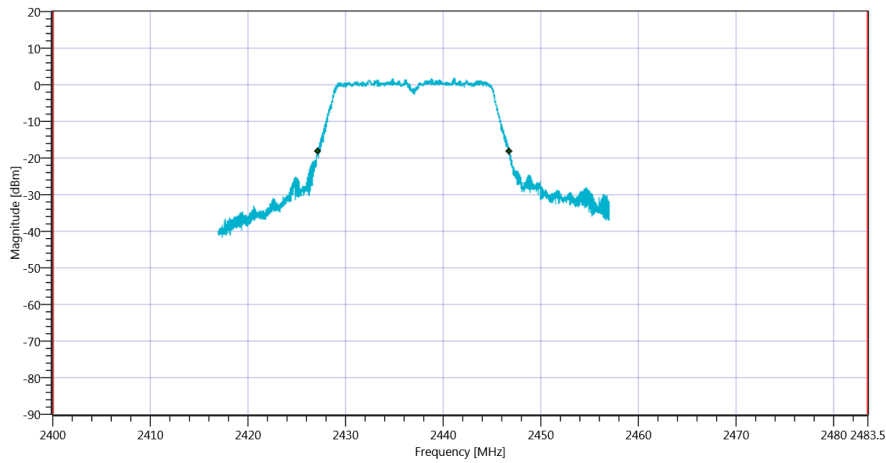
Plot\_FCC Part 15.247 Bandwidth 99PCT-20dB ~ WLAN2G4 g-mode\_15012020\_110554.png

### RESULT: TC\_VM\_FCC15247\_Bandwidth\_99PCT\_20dB\_DTS\_FHSS\_V01

Test Description	Lower Limit	Upper Limit	Measured	Unit	Verdict
Bandwidth 20dB	---	---	19664	kHz	Information
T1 20dB	2400.000000	---	2427.1320	MHz	PASS
T2 20dB	---	2483.500000	2446.7960	MHz	PASS



Plot\_FCC Part 15.247 Bandwidth 99PCT-20dB ~ WLAN2G4 g-mode 20dB\_15012020\_110601.png



Plot\_FCC Part 15.247 Bandwidth 99PCT-20dB ~ WLAN2G4 g-mode\_15012020\_110606.png

TEST FINISHED

General Verdict

15.01.2020 11:06:06 / RT: 44 s

PASS

## 32. FCC Part 15.247 Bandwidth 99PCT-20dB ~ WLAN2G4 g-mode

Test References	
TC Start	15.01.2020 11:14:37
System Version	1.0.0.29
Test Specification	FCC Part 15.247
Test Method	
Class / TC Version / TC ID	TC_VM_FCC15247_Bandwidth_99PCT_20dB_DTS_FHSS_V01 Version: 0.0.2   TCID_FCC15247_2
My Description	FCC 15.247 Bandwidth 99PCT-20dB DTS - WLAN 2G4 g-mode
Add. Information	

Test Parameter	
Technology to test	WLAN2G4 g-mode
Antenna Port used	1
Temperature	mid
Voltage	mid
Frequency low to test	False   Freq [MHz] 2412
Frequency mid to test	False   Freq [MHz] 2437
Frequency high to test	True   Freq [MHz] 2457
Switched Path	IUT - SignalingUnit - SpectrumAnalyzer
Devices in use	SA: Rohde&Schwarz,FSV-30,1321.3008K30/103170,3.60

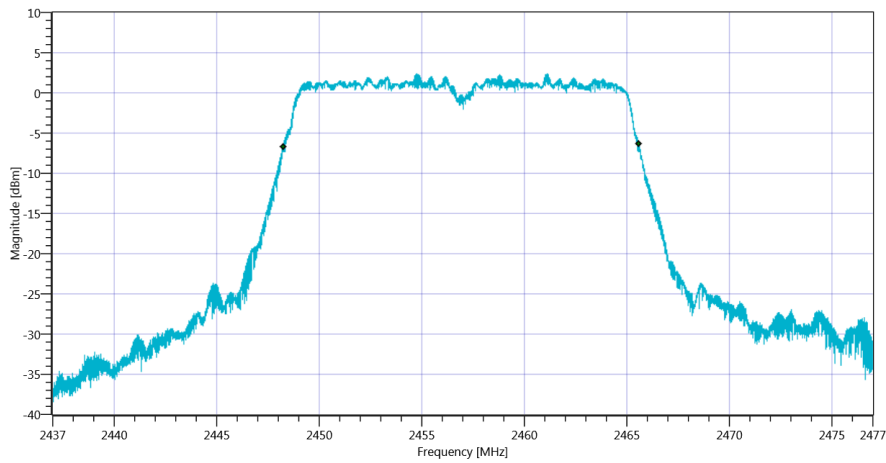
## Test at TX 2457 MHz

### READ SA SETTINGS:

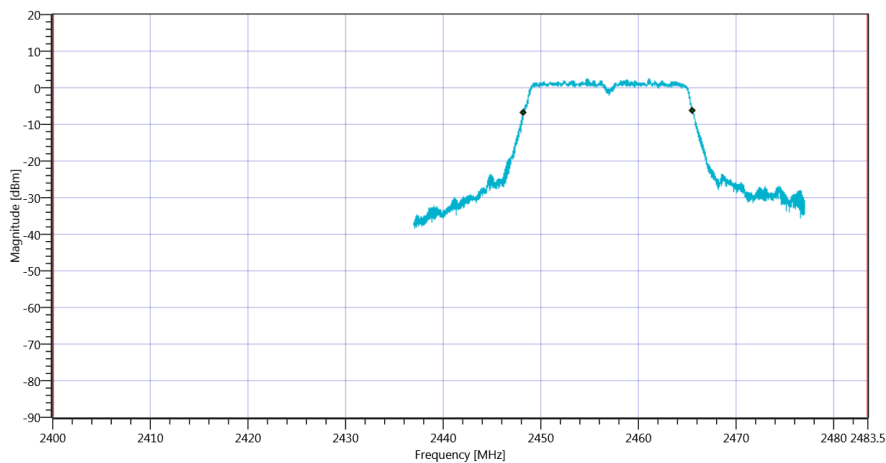
RefLevel [dBm]   RefLevelOffset [dB]   InpAtt [dB]	10.85   9.94   20
Start [MHz]   Stop [MHz]	2437.000   2477.000
RBW [MHz]   VBW [MHz]	0.500000   1.000000
Detector   TraceMode	POS   MAXH
Sweep: Time [ms]   Count   Points per Section   Type	50   200   10001   SWE

### RESULT: TC\_VM\_FCC15247\_Bandwidth\_99PCT\_20dB\_DTS\_FHSS\_V01

Test Description	Lower Limit	Upper Limit	Measured	Unit	Verdict
Bandwidth 99%	---	---	17310	kHz	Information
T1 99%	2400.000000	---	2448.2769	MHz	PASS
T2 99%	---	2483.500000	2465.5871	MHz	PASS



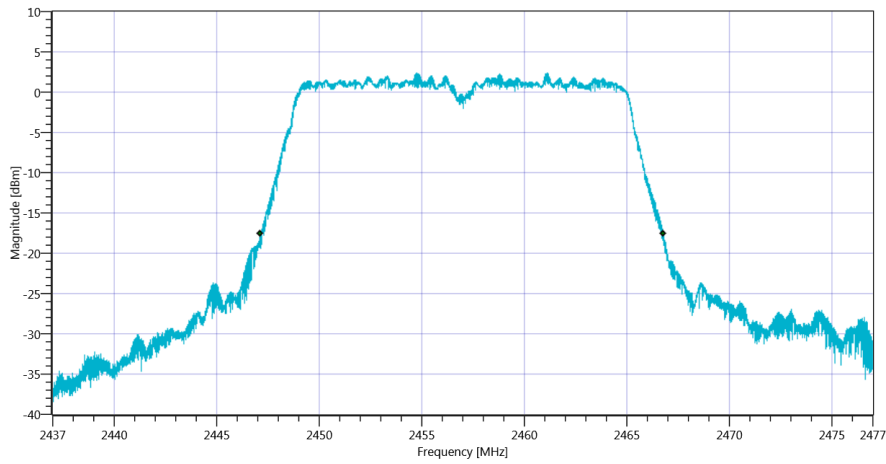
Plot\_FCC Part 15.247 Bandwidth 99PCT-20dB ~ WLAN2G4 g-mode 99PCT\_15012020\_111506.png



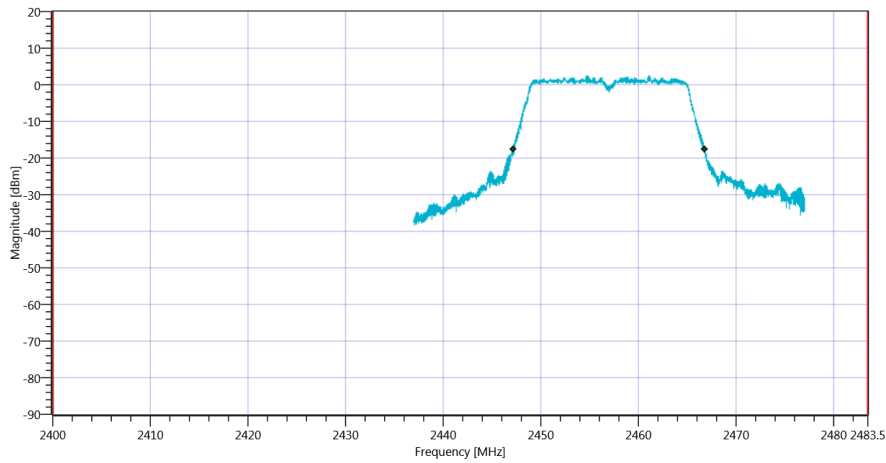
Plot\_FCC Part 15.247 Bandwidth 99PCT-20dB ~ WLAN2G4 g-mode\_15012020\_111510.png

### RESULT: TC\_VM\_FCC15247\_Bandwidth\_99PCT\_20dB\_DTS\_FHSS\_V01

Test Description	Lower Limit	Upper Limit	Measured	Unit	Verdict
Bandwidth 20dB	---	---	19656	kHz	Information
T1 20dB	2400.000000	---	2447.1440	MHz	PASS
T2 20dB	---	2483.500000	2466.8000	MHz	PASS



Plot\_FCC Part 15.247 Bandwidth 99PCT-20dB ~ WLAN2G4 g-mode 20dB\_15012020\_111516.png



Plot\_FCC Part 15.247 Bandwidth 99PCT-20dB ~ WLAN2G4 g-mode\_15012020\_111520.png

TEST FINISHED

General Verdict

15.01.2020 11:15:20 / RT: 43 s

PASS

### 33. FCC Part 15.247 Bandwidth 99PCT-20dB ~ WLAN2G4 g-mode

Test References	
TC Start	15.01.2020 11:25:33
System Version	1.0.0.29
Test Specification	FCC Part 15.247
Test Method	
Class / TC Version / TC ID	TC_VM_FCC15247_Bandwidth_99PCT_20dB_DTS_FHSS_V01 Version: 0.0.2   TCID_FCC15247_2
My Description	FCC 15.247 Bandwidth 99PCT-20dB DTS - WLAN 2G4 g-mode
Add. Information	

Test Parameter	
Technology to test	WLAN2G4 g-mode
Antenna Port used	1
Temperature	mid
Voltage	mid
Frequency low to test	False   Freq [MHz] 2412
Frequency mid to test	False   Freq [MHz] 2437
Frequency high to test	True   Freq [MHz] 2462
Switched Path	IUT - SignalingUnit - SpectrumAnalyzer
Devices in use	SA: Rohde&Schwarz,FSV-30,1321.3008K30/103170,3.60

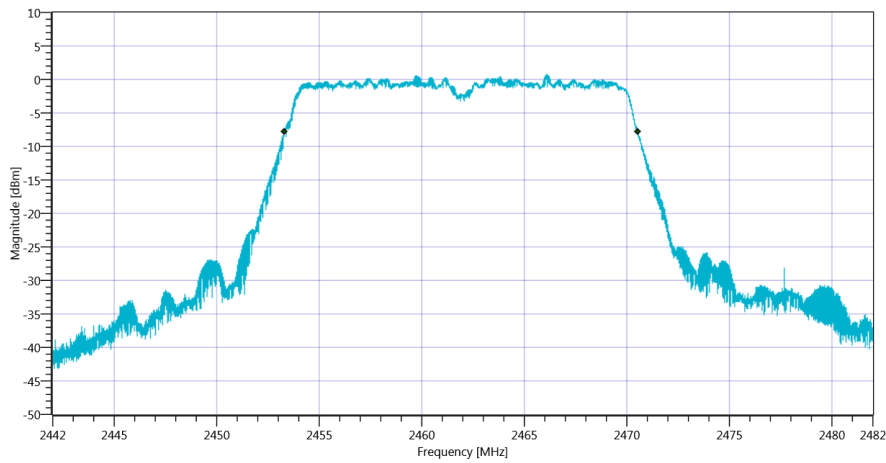
## Test at TX 2462 MHz

### READ SA SETTINGS:

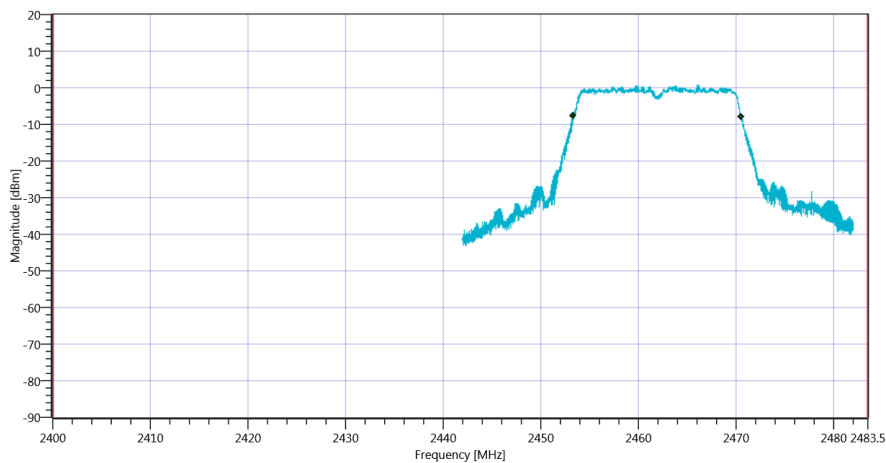
RefLevel [dBm]   RefLevelOffset [dB]   InpAtt [dB]	9.24   9.94   15
Start [MHz]   Stop [MHz]	2442.000   2482.000
RBW [MHz]   VBW [MHz]	0.500000   1.000000
Detector   TraceMode	POS   MAXH
Sweep: Time [ms]   Count   Points per Section   Type	50   200   10001   SWE

### RESULT: TC\_VM\_FCC15247\_Bandwidth\_99PCT\_20dB\_DTS\_FHSS\_V01

Test Description	Lower Limit	Upper Limit	Measured	Unit	Verdict
Bandwidth 99%	---	---	17254	kHz	Information
T1 99%	2400.000000	---	2453.3049	MHz	PASS
T2 99%	---	2483.500000	2470.5591	MHz	PASS



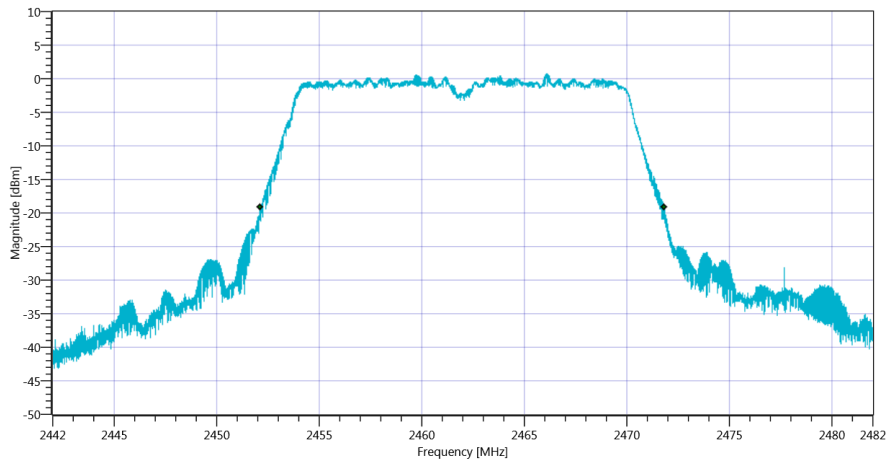
Plot\_FCC Part 15.247 Bandwidth 99PCT-20dB ~ WLAN2G4 g-mode 99PCT\_15012020\_112602.png



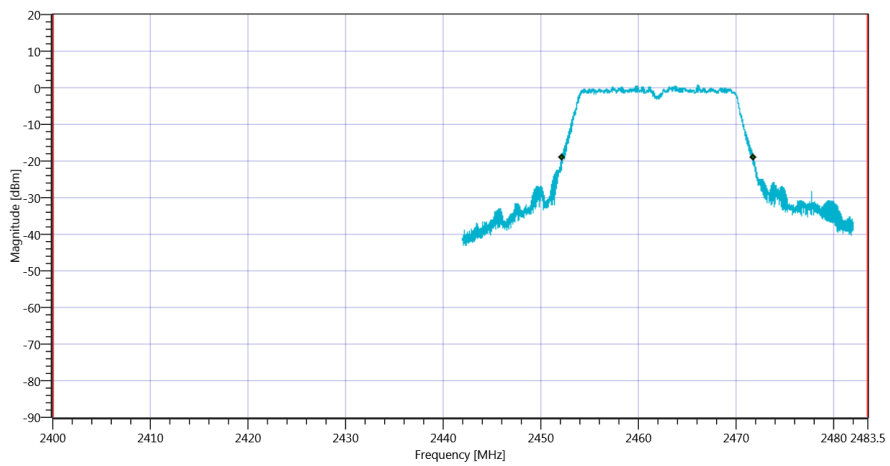
Plot\_FCC Part 15.247 Bandwidth 99PCT-20dB ~ WLAN2G4 g-mode\_15012020\_112606.png

### RESULT: TC\_VM\_FCC15247\_Bandwidth\_99PCT\_20dB\_DTS\_FHSS\_V01

Test Description	Lower Limit	Upper Limit	Measured	Unit	Verdict
Bandwidth 20dB	---	---	19668	kHz	Information
T1 20DB	2400.000000	---	2452.1360	MHz	PASS
T2 20dB	---	2483.500000	2471.8040	MHz	PASS



Plot\_FCC Part 15.247 Bandwidth 99PCT-20dB ~ WLAN2G4 g-mode\_15012020\_112612.png



Plot\_FCC Part 15.247 Bandwidth 99PCT-20dB ~ WLAN2G4 g-mode\_15012020\_112616.png

TEST FINISHED

General Verdict

15.01.2020 11:26:16 / RT: 43 s

PASS



## 34. FCC Part 15.247 Bandwidth 99PCT-20dB ~ WLAN2G4 nHT20-mode

Test References	
TC Start	15.01.2020 11:43:37
System Version	1.0.0.29
Test Specification	FCC Part 15.247
Test Method	
Class / TC Version / TC ID	TC_VM_FCC15247_Bandwidth_99PCT_20dB_DTS_FHSS_V01 Version: 0.0.2   TCID_FCC15247_2
My Description	FCC 15.247 Bandwidth 99PCT-20dB DTS - WLAN 2G4 nHT20_mode
Add. Information	

Test Parameter	
Technology to test	WLAN2G4 nHT20-mode
Antenna Port used	1
Temperature	mid
Voltage	mid
Frequency low to test	True   Freq [MHz] 2412
Frequency mid to test	False   Freq [MHz] 2437
Frequency high to test	False   Freq [MHz] 2462
Switched Path	IUT - SignalingUnit - SpectrumAnalyzer
Devices in use	SA: Rohde&Schwarz,FSV-30,1321.3008K30/103170,3.60

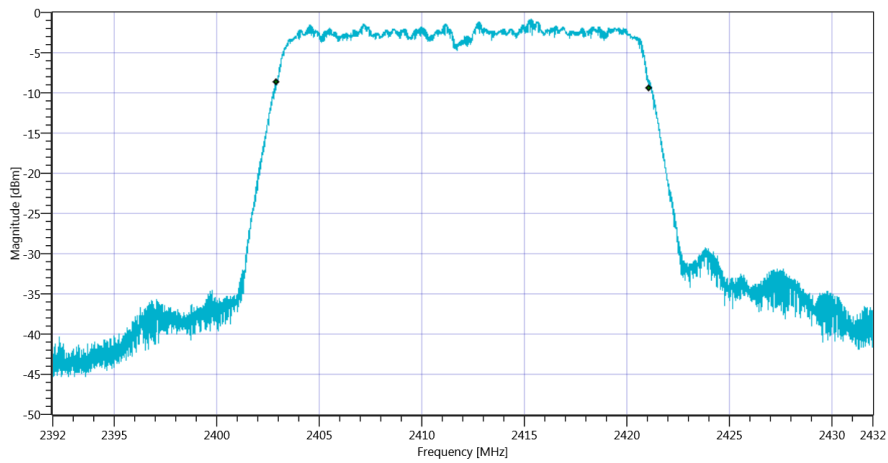
## Test at TX 2412 MHz

### READ SA SETTINGS:

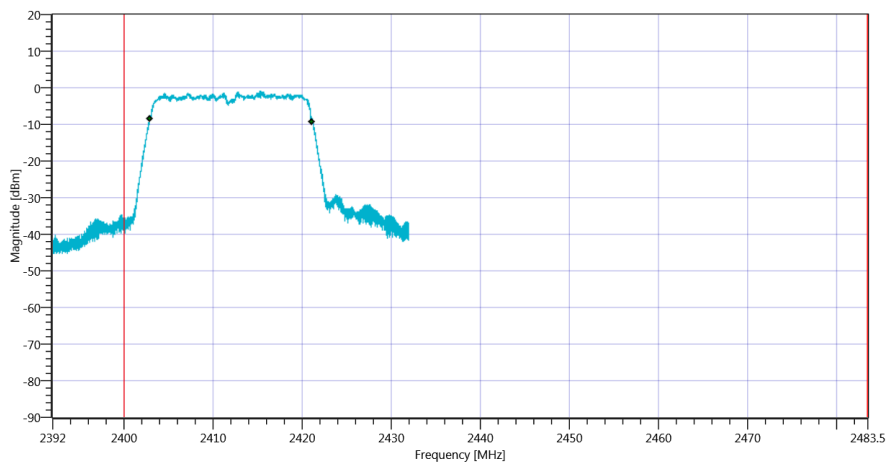
RefLevel [dBm]   RefLevelOffset [dB]   InpAtt [dB]	7.25   9.83   15
Start [MHz]   Stop [MHz]	2392.000   2432.000
RBW [MHz]   VBW [MHz]	0.500000   1.000000
Detector   TraceMode	POS   MAXH
Sweep: Time [ms]   Count   Points per Section   Type	50   200   10001   SWE

### RESULT: TC\_VM\_FCC15247\_Bandwidth\_99PCT\_20dB\_DTS\_FHSS\_V01

Test Description	Lower Limit	Upper Limit	Measured	Unit	Verdict
Bandwidth 99%	---	---	18182	kHz	Information
T1 99%	2400.000000	---	2402.9249	MHz	PASS
T2 99%	---	2483.500000	2421.1071	MHz	PASS



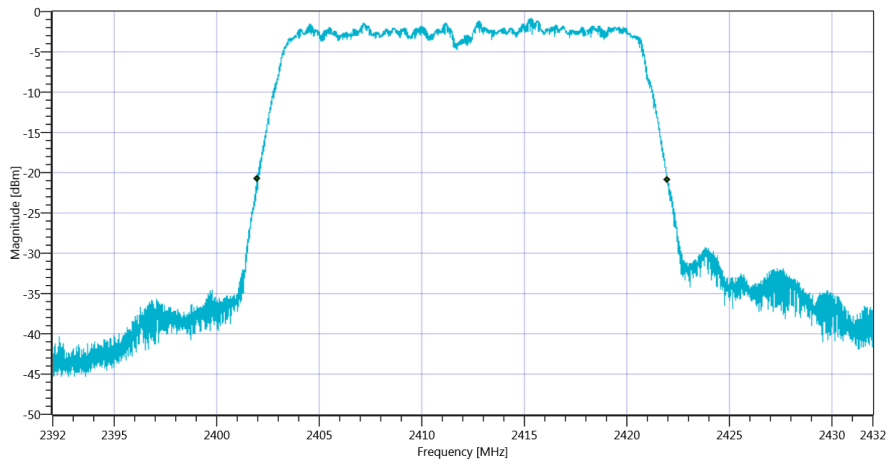
Plot\_FCC Part 15.247 Bandwidth 99PCT-20dB ~ WLAN2G4 nHT20-mode 99PCT\_15012020\_114406.png



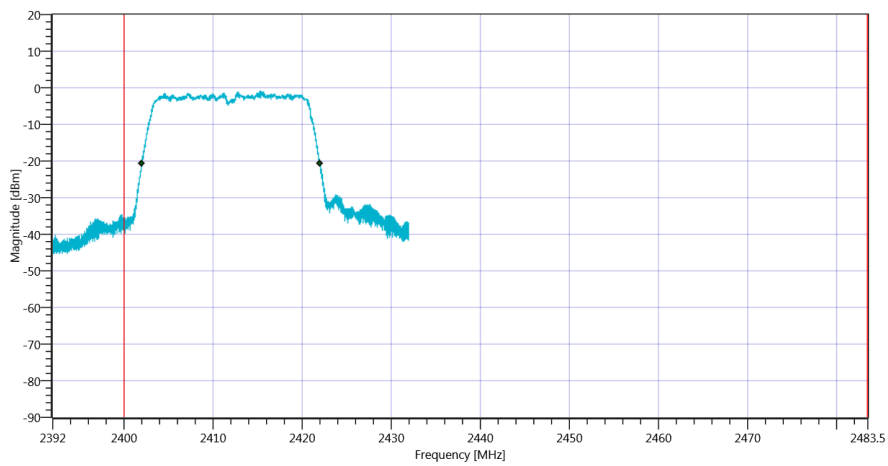
Plot\_FCC Part 15.247 Bandwidth 99PCT-20dB ~ WLAN2G4 nHT20-mode\_15012020\_114410.png

### RESULT: TC\_VM\_FCC15247\_Bandwidth\_20dB\_DTS\_FHSS\_V01

Test Description	Lower Limit	Upper Limit	Measured	Unit	Verdict
Bandwidth 20dB	---	---	19996	kHz	Information
T1 20DB	2400.000000	---	2401.9840	MHz	PASS
T2 20dB	---	2483.500000	2421.9800	MHz	PASS



Plot\_FCC Part 15.247 Bandwidth 99PCT-20dB ~ WLAN2G4 nHT20-mode 20dB\_15012020\_114416.png



Plot\_FCC Part 15.247 Bandwidth 99PCT-20dB ~ WLAN2G4 nHT20-mode\_15012020\_114420.png

TEST FINISHED

General Verdict

15.01.2020 11:44:21 / RT: 43 s

PASS

## 35. FCC Part 15.247 Bandwidth 99PCT-20dB ~ WLAN2G4 nHT20-mode

Test References	
TC Start	15.01.2020 11:57:04
System Version	1.0.0.29
Test Specification	FCC Part 15.247
Test Method	
Class / TC Version / TC ID	TC_VM_FCC15247_Bandwidth_99PCT_20dB_DTS_FHSS_V01 Version: 0.0.2   TCID_FCC15247_2
My Description	FCC 15.247 Bandwidth 99PCT-20dB DTS - WLAN 2G4 nHT20_mode
Add. Information	

Test Parameter	
Technology to test	WLAN2G4 nHT20-mode
Antenna Port used	1
Temperature	mid
Voltage	mid
Frequency low to test	True   Freq [MHz] 2417
Frequency mid to test	False   Freq [MHz] 2437
Frequency high to test	False   Freq [MHz] 2462
Switched Path	IUT - SignalingUnit - SpectrumAnalyzer
Devices in use	SA: Rohde&Schwarz,FSV-30,1321.3008K30/103170,3.60

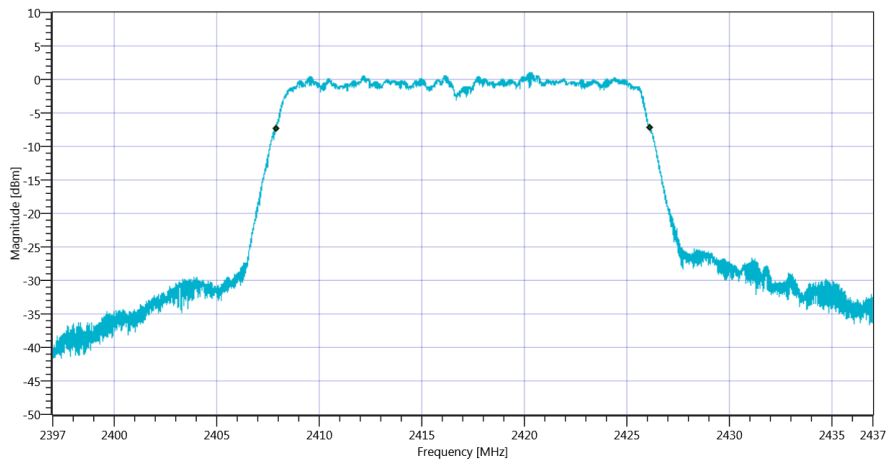
## Test at TX 2417 MHz

### READ SA SETTINGS:

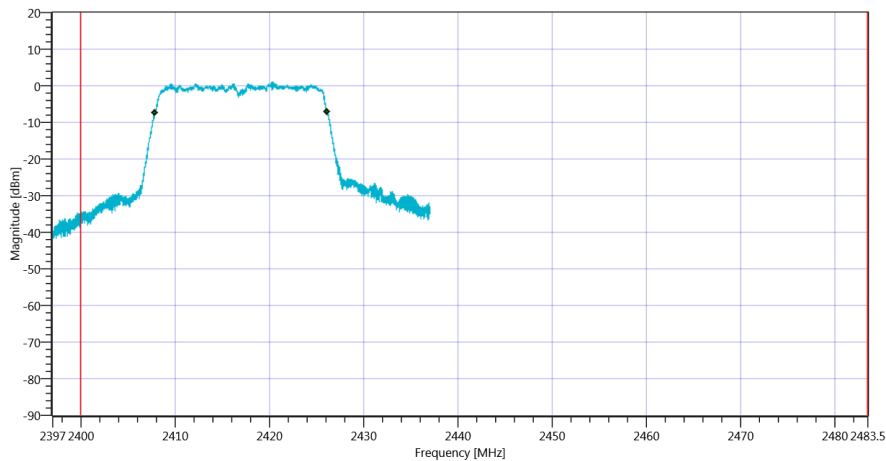
RefLevel [dBm]   RefLevelOffset [dB]   InpAtt [dB]	9.34   9.84   15
Start [MHz]   Stop [MHz]	2397.000   2437.000
RBW [MHz]   VBW [MHz]	0.500000   1.000000
Detector   TraceMode	POS   MAXH
Sweep: Time [ms]   Count   Points per Section   Type	50   200   10001   SWE

### RESULT: TC\_VM\_FCC15247\_Bandwidth\_99PCT\_20dB\_DTS\_FHSS\_V01

Test Description	Lower Limit	Upper Limit	Measured	Unit	Verdict
Bandwidth 99%	---	---	18218	kHz	Information
T1 99%	2400.000000	---	2407.9049	MHz	PASS
T2 99%	---	2483.500000	2426.1231	MHz	PASS



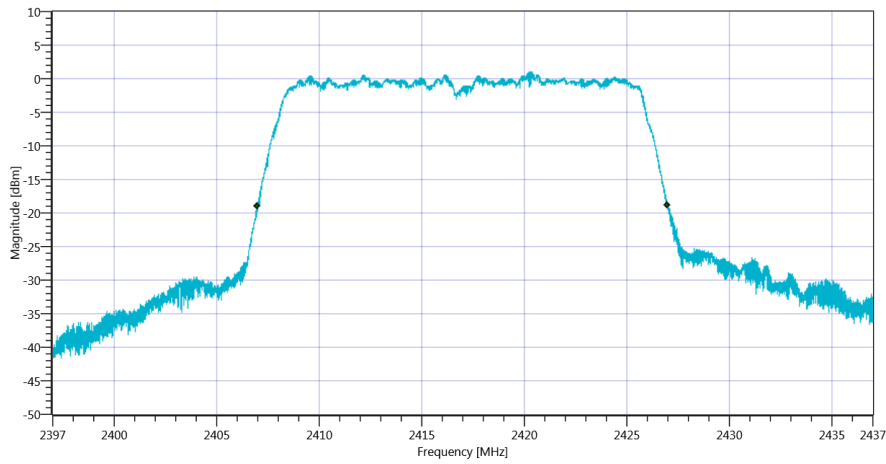
Plot\_FCC Part 15.247 Bandwidth 99PCT-20dB ~ WLAN2G4 nHT20-mode 99PCT\_15012020\_115733.png



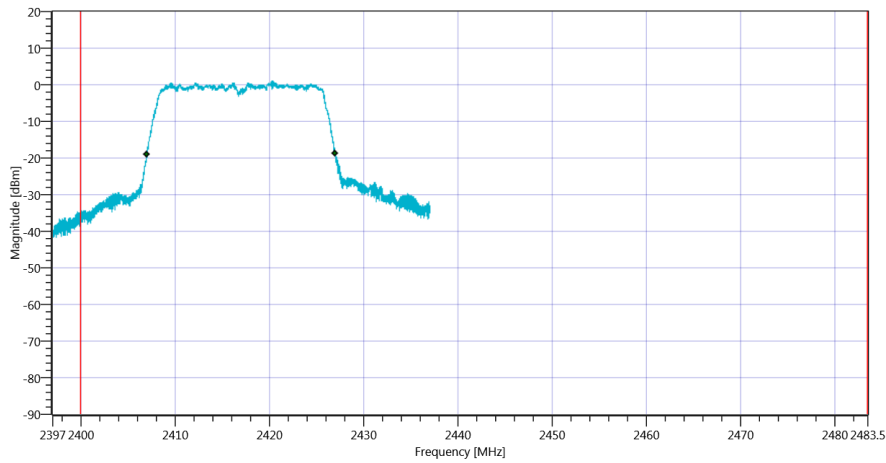
Plot\_FCC Part 15.247 Bandwidth 99PCT-20dB ~ WLAN2G4 nHT20-mode\_15012020\_115737.png

### RESULT: TC\_VM\_FCC15247\_Bandwidth\_99PCT\_20dB\_DTS\_FHSS\_V01

Test Description	Lower Limit	Upper Limit	Measured	Unit	Verdict
Bandwidth 20dB	---	---	20012	kHz	Information
T1 20DB	2400.000000	---	2406.9760	MHz	PASS
T2 20dB	---	2483.500000	2426.9880	MHz	PASS



Plot\_FCC Part 15.247 Bandwidth 99PCT-20dB ~ WLAN2G4 nHT20-mode 20dB\_15012020\_115743.png



Plot\_FCC Part 15.247 Bandwidth 99PCT-20dB ~ WLAN2G4 nHT20-mode\_15012020\_115747.png

TEST FINISHED

General Verdict

15.01.2020 11:57:48 / RT: 43 s

PASS

## 36. FCC Part 15.247 Bandwidth 99PCT-20dB ~ WLAN2G4 nHT20-mode

Test References	
TC Start	15.01.2020 12:31:44
System Version	1.0.0.29
Test Specification	FCC Part 15.247
Test Method	
Class / TC Version / TC ID	TC_VM_FCC15247_Bandwidth_99PCT_20dB_DTS_FHSS_V01 Version: 0.0.2   TCID_FCC15247_2
My Description	FCC 15.247 Bandwidth 99PCT-20dB DTS - WLAN 2G4 nHT20_mode
Add. Information	

Test Parameter	
Technology to test	WLAN2G4 nHT20-mode
Antenna Port used	1
Temperature	mid
Voltage	mid
Frequency low to test	False   Freq [MHz] 2412
Frequency mid to test	True   Freq [MHz] 2437
Frequency high to test	False   Freq [MHz] 2462
Switched Path	IUT - SignalingUnit - SpectrumAnalyzer
Devices in use	SA: Rohde&Schwarz,FSV-30,1321.3008K30/103170,3.60

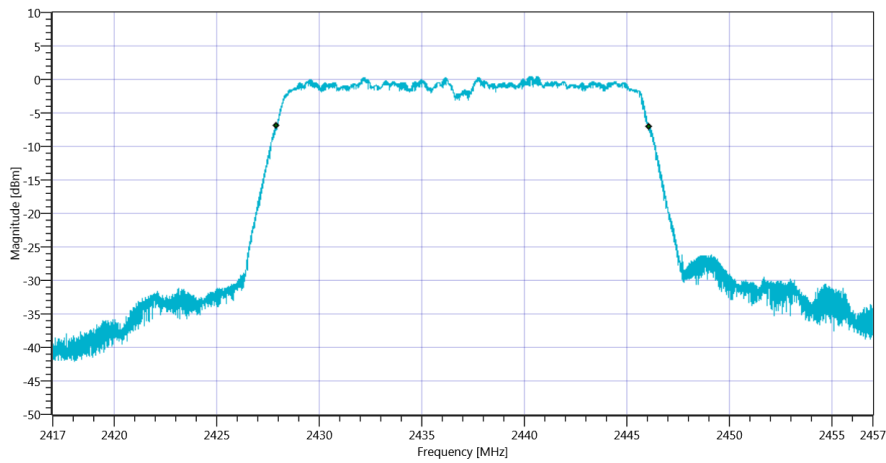
## Test at TX 2437 MHz

### READ SA SETTINGS:

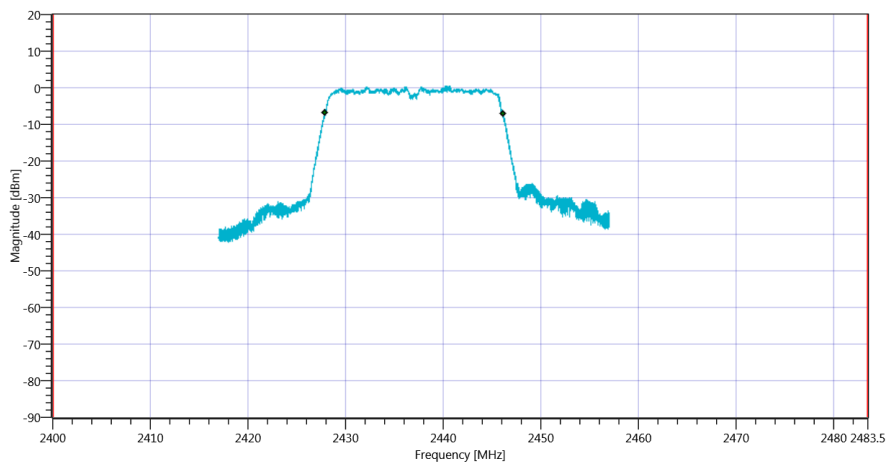
RefLevel [dBm]   RefLevelOffset [dB]   InpAtt [dB]	9.09   9.89   15
Start [MHz]   Stop [MHz]	2417.000   2457.000
RBW [MHz]   VBW [MHz]	0.500000   1.000000
Detector   TraceMode	POS   MAXH
Sweep: Time [ms]   Count   Points per Section   Type	50   200   10001   SWE

### RESULT: TC\_VM\_FCC15247\_Bandwidth\_99PCT\_20dB\_DTS\_FHSS\_V01

Test Description	Lower Limit	Upper Limit	Measured	Unit	Verdict
Bandwidth 99%	---	---	18214	kHz	Information
T1 99%	2400.000000	---	2427.8929	MHz	PASS
T2 99%	---	2483.500000	2446.1071	MHz	PASS



Plot\_FCC Part 15.247 Bandwidth 99PCT-20dB ~ WLAN2G4 nHT20-mode 99PCT\_15012020\_123213.png

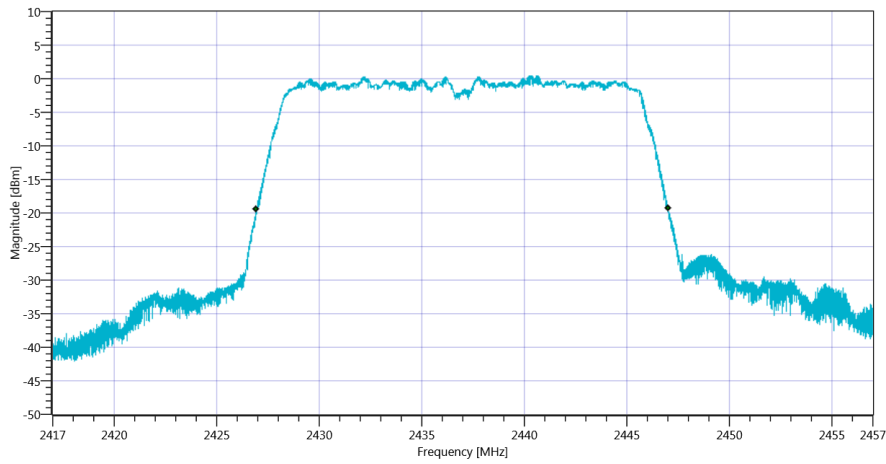


Plot\_FCC Part 15.247 Bandwidth 99PCT-20dB ~ WLAN2G4 nHT20-mode\_15012020\_123217.png

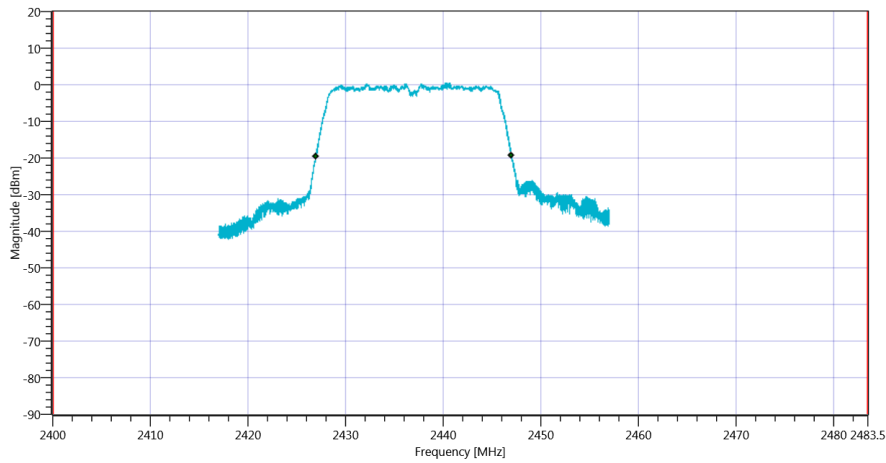
### RESULT: TC\_VM\_FCC15247\_Bandwidth\_99PCT\_20dB\_DTS\_FHSS\_V01

Test Description	Lower Limit	Upper Limit	Measured	Unit	Verdict
Bandwidth 20dB	---	---	20068	kHz	Information
T1 20DB	2400.000000	---	2426.9400	MHz	PASS
T2 20dB	---	2483.500000	2447.0080	MHz	PASS





Plot\_FCC Part 15.247 Bandwidth 99PCT-20dB ~ WLAN2G4 nHT20-mode 20dB\_15012020\_123223.png



Plot\_FCC Part 15.247 Bandwidth 99PCT-20dB ~ WLAN2G4 nHT20-mode\_15012020\_123227.png

TEST FINISHED

General Verdict

15.01.2020 12:32:27 / RT: 43 s

PASS

## 37. FCC Part 15.247 Bandwidth 99PCT-20dB ~ WLAN2G4 nHT20-mode

Test References	
TC Start	15.01.2020 12:46:58
System Version	1.0.0.29
Test Specification	FCC Part 15.247
Test Method	
Class / TC Version / TC ID	TC_VM_FCC15247_Bandwidth_99PCT_20dB_DTS_FHSS_V01 Version: 0.0.2   TCID_FCC15247_2
My Description	FCC 15.247 Bandwidth 99PCT-20dB DTS - WLAN 2G4 nHT20_mode
Add. Information	

Test Parameter	
Technology to test	WLAN2G4 nHT20-mode
Antenna Port used	1
Temperature	mid
Voltage	mid
Frequency low to test	False   Freq [MHz] 2412
Frequency mid to test	False   Freq [MHz] 2437
Frequency high to test	True   Freq [MHz] 2457
Switched Path	IUT - SignalingUnit - SpectrumAnalyzer
Devices in use	SA: Rohde&Schwarz,FSV-30,1321.3008K30/103170,3.60

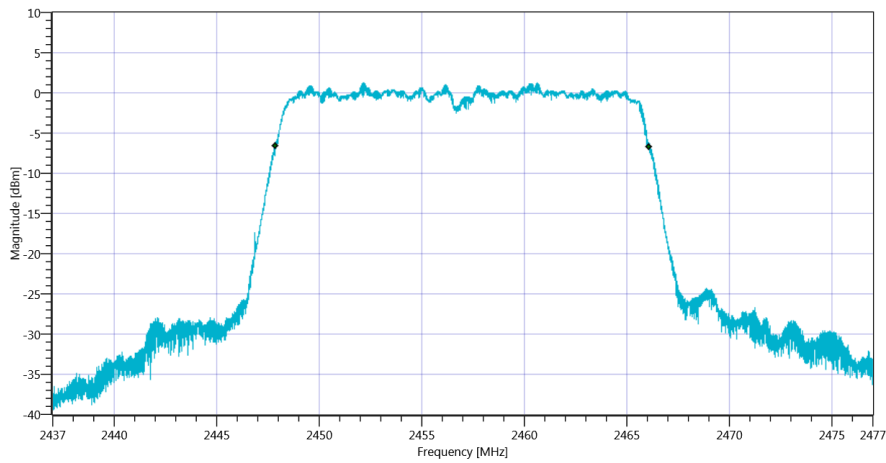
## Test at TX 2457 MHz

### READ SA SETTINGS:

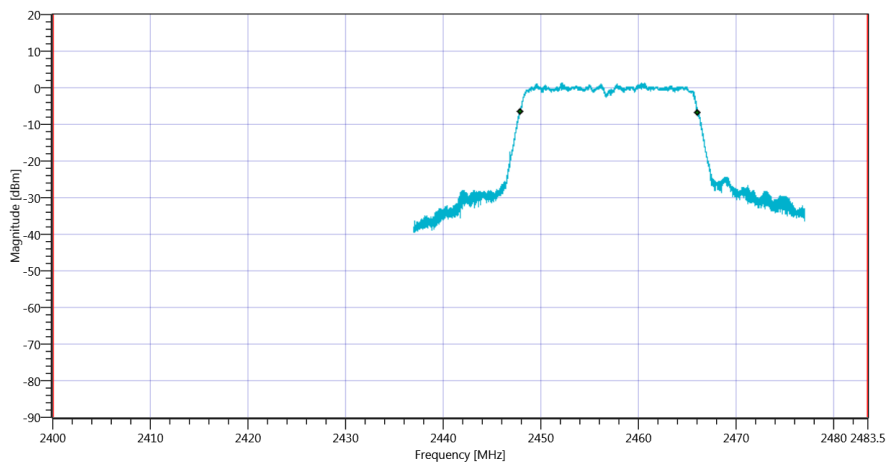
RefLevel [dBm]   RefLevelOffset [dB]   InpAtt [dB]	9.64   9.94   15
Start [MHz]   Stop [MHz]	2437.000   2477.000
RBW [MHz]   VBW [MHz]	0.500000   1.000000
Detector   TraceMode	POS   MAXH
Sweep: Time [ms]   Count   Points per Section   Type	50   200   10001   SWE

### RESULT: TC\_VM\_FCC15247\_Bandwidth\_99PCT\_20dB\_DTS\_FHSS\_V01

Test Description	Lower Limit	Upper Limit	Measured	Unit	Verdict
Bandwidth 99%	---	---	18230	kHz	Information
T1 99%	2400.000000	---	2447.8809	MHz	PASS
T2 99%	---	2483.500000	2466.1111	MHz	PASS



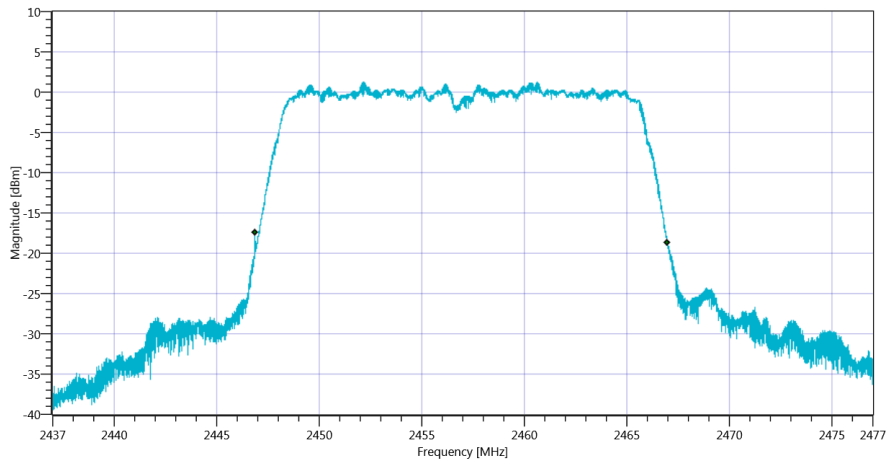
Plot\_FCC Part 15.247 Bandwidth 99PCT-20dB ~ WLAN2G4 nHT20-mode 99PCT\_15012020\_124727.png



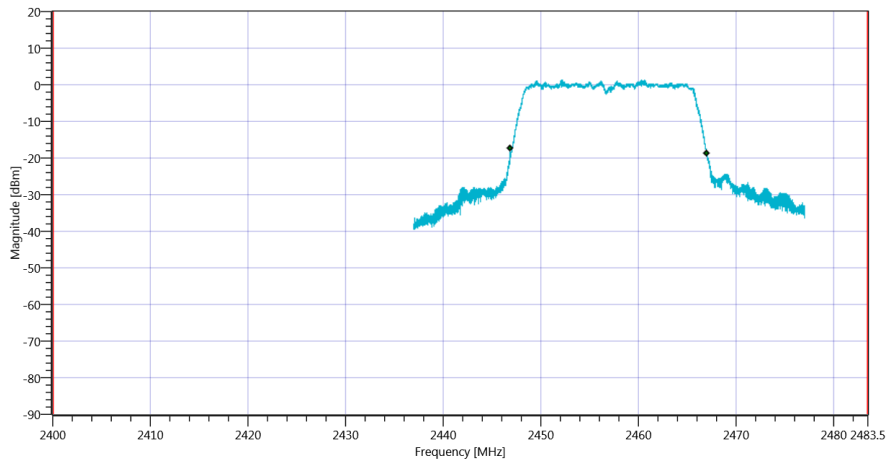
Plot\_FCC Part 15.247 Bandwidth 99PCT-20dB ~ WLAN2G4 nHT20-mode\_15012020\_124731.png

### RESULT: TC\_VM\_FCC15247\_Bandwidth\_99PCT\_20dB\_DTS\_FHSS\_V01

Test Description	Lower Limit	Upper Limit	Measured	Unit	Verdict
Bandwidth 20dB	---	---	20116	kHz	Information
T1 20DB	2400.000000	---	2446.8760	MHz	PASS
T2 20dB	---	2483.500000	2466.9920	MHz	PASS



Plot\_FCC Part 15.247 Bandwidth 99PCT-20dB ~ WLAN2G4 nHT20-mode 20dB\_15012020\_124736.png



Plot\_FCC Part 15.247 Bandwidth 99PCT-20dB ~ WLAN2G4 nHT20-mode\_15012020\_124741.png

TEST FINISHED

General Verdict

15.01.2020 12:47:42 / RT: 43 s

PASS

## 38. FCC Part 15.247 Bandwidth 99PCT-20dB ~ WLAN2G4 nHT20-mode

Test References	
TC Start	15.01.2020 13:01:12
System Version	1.0.0.29
Test Specification	FCC Part 15.247
Test Method	
Class / TC Version / TC ID	TC_VM_FCC15247_Bandwidth_99PCT_20dB_DTS_FHSS_V01 Version: 0.0.2   TCID_FCC15247_2
My Description	FCC 15.247 Bandwidth 99PCT-20dB DTS - WLAN 2G4 nHT20_mode
Add. Information	

Test Parameter	
Technology to test	WLAN2G4 nHT20-mode
Antenna Port used	1
Temperature	mid
Voltage	mid
Frequency low to test	False   Freq [MHz] 2412
Frequency mid to test	False   Freq [MHz] 2437
Frequency high to test	True   Freq [MHz] 2462
Switched Path	IUT - SignalingUnit - SpectrumAnalyzer
Devices in use	SA: Rohde&Schwarz,FSV-30,1321.3008K30/103170,3.60

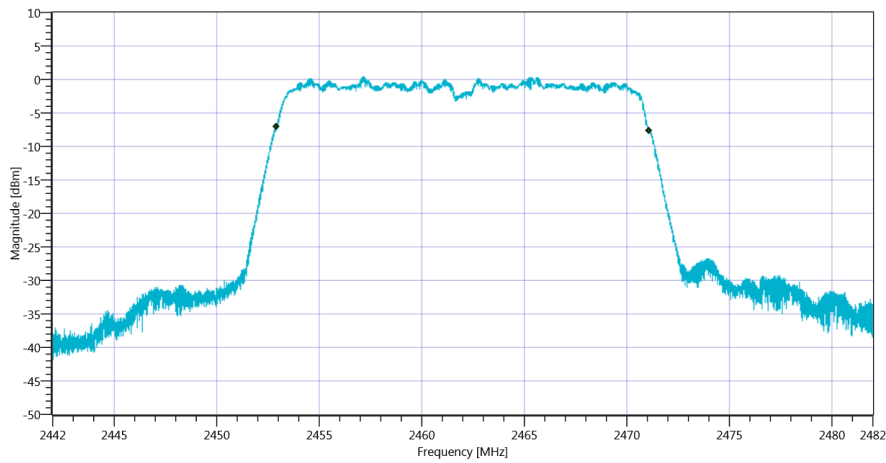
## Test at TX 2462 MHz

### READ SA SETTINGS:

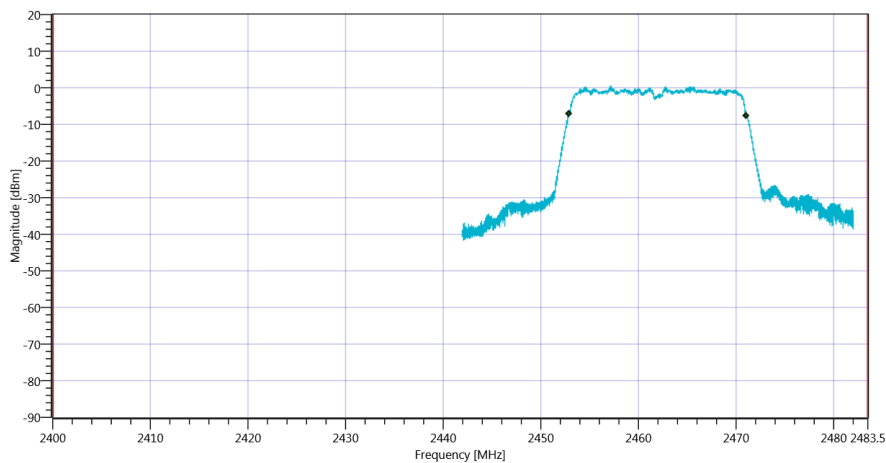
RefLevel [dBm]   RefLevelOffset [dB]   InpAtt [dB]	8.93   9.94   15
Start [MHz]   Stop [MHz]	2442.000   2482.000
RBW [MHz]   VBW [MHz]	0.500000   1.000000
Detector   TraceMode	POS   MAXH
Sweep: Time [ms]   Count   Points per Section   Type	50   200   10001   SWE

### RESULT: TC\_VM\_FCC15247\_Bandwidth\_99PCT\_20dB\_DTS\_FHSS\_V01

Test Description	Lower Limit	Upper Limit	Measured	Unit	Verdict
Bandwidth 99%	---	---	18206	kHz	Information
T1 99%	2400.000000	---	2452.8889	MHz	PASS
T2 99%	---	2483.500000	2471.0951	MHz	PASS



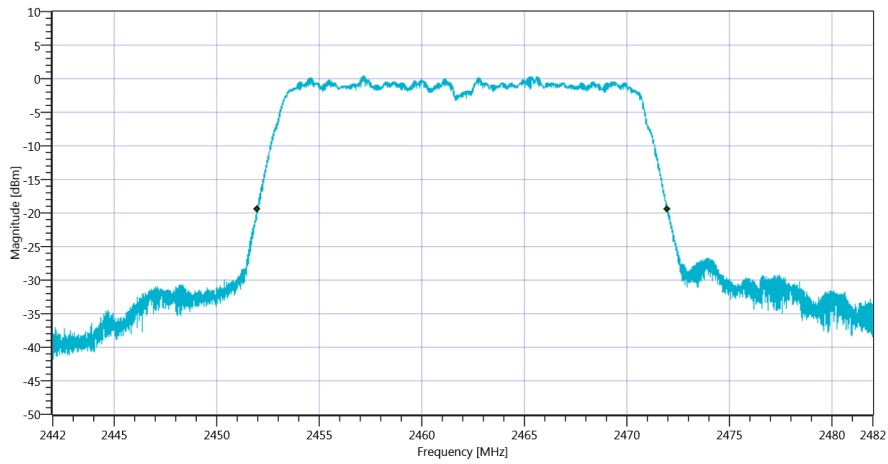
Plot\_FCC Part 15.247 Bandwidth 99PCT-20dB ~ WLAN2G4 nHT20-mode 99PCT\_15012020\_130141.png



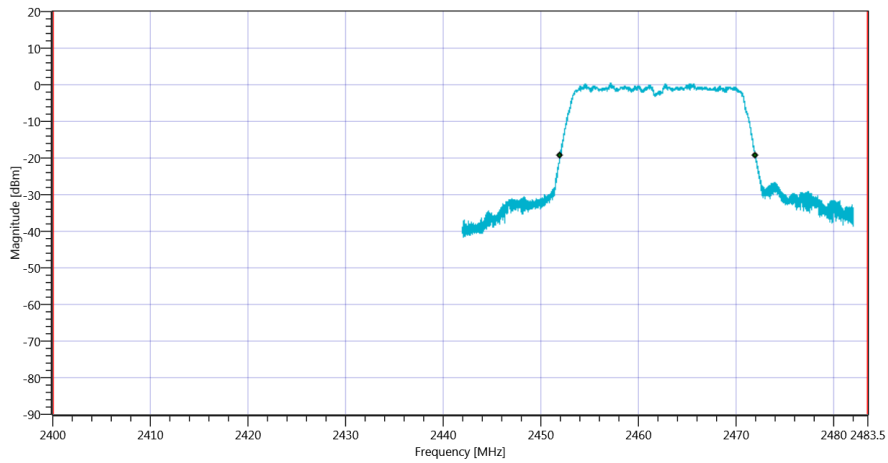
Plot\_FCC Part 15.247 Bandwidth 99PCT-20dB ~ WLAN2G4 nHT20-mode\_15012020\_130145.png

### RESULT: TC\_VM\_FCC15247\_Bandwidth\_99PCT\_20dB\_DTS\_FHSS\_V01

Test Description	Lower Limit	Upper Limit	Measured	Unit	Verdict
Bandwidth 20dB	---	---	20028	kHz	Information
T1 20DB	2400.000000	---	2451.9680	MHz	PASS
T2 20dB	---	2483.500000	2471.9960	MHz	PASS



Plot\_FCC Part 15.247 Bandwidth 99PCT-20dB ~ WLAN2G4 nHT20-mode 20dB\_15012020\_130151.png



Plot\_FCC Part 15.247 Bandwidth 99PCT-20dB ~ WLAN2G4 nHT20-mode\_15012020\_130155.png

TEST FINISHED

General Verdict

15.01.2020 13:01:56 / RT: 43 s

PASS

## 39. FCC Part 15.247 Bandwidth 99PCT-20dB ~ WLAN2G4 nHT40-mode

Test References	
TC Start	15.01.2020 13:14:58
System Version	1.0.0.29
Test Specification	FCC Part 15.247
Test Method	
Class / TC Version / TC ID	TC_VM_FCC15247_Bandwidth_99PCT_20dB_DTS_FHSS_V01 Version: 0.0.2   TCID_FCC15247_2
My Description	FCC 15.247 Bandwidth 99PCT-20dB DTS - WLAN 2G4 nHT40_mode
Add. Information	

Test Parameter	
Technology to test	WLAN2G4 nHT40-mode
Antenna Port used	1
Temperature	mid
Voltage	mid
Frequency low to test	True   Freq [MHz] 2422
Frequency mid to test	False   Freq [MHz] 2437
Frequency high to test	False   Freq [MHz] 2452
Switched Path	IUT - SignalingUnit - SpectrumAnalyzer
Devices in use	SA: Rohde&Schwarz,FSV-30,1321.3008K30/103170,3.60



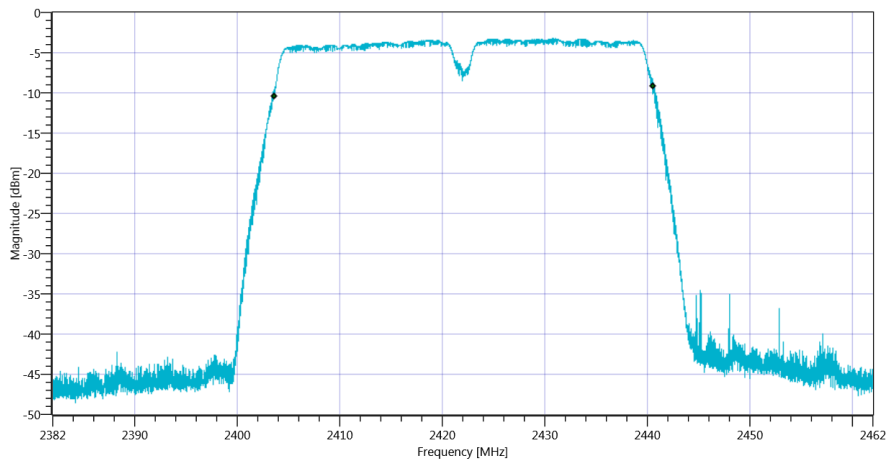
## Test at TX 2422 MHz

### READ SA SETTINGS:

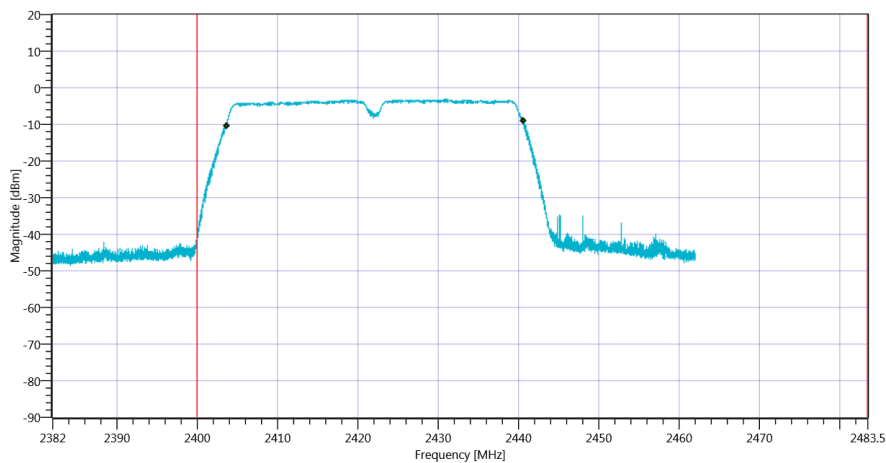
RefLevel [dBm]   RefLevelOffset [dB]   InpAtt [dB]	1.88   9.85   10
Start [MHz]   Stop [MHz]	2382.000   2462.000
RBW [MHz]   VBW [MHz]	1.000000   2.000000
Detector   TraceMode	POS   MAXH
Sweep: Time [ms]   Count   Points per Section   Type	50   200   10001   SWE

### RESULT: TC\_VM\_FCC15247\_Bandwidth\_99PCT\_20dB\_DTS\_FHSS\_V01

Test Description	Lower Limit	Upper Limit	Measured	Unit	Verdict
Bandwidth 99%	---	---	36948	kHz	Information
T1 99%	2400.000000	---	2403.6338	MHz	PASS
T2 99%	---	2483.500000	2440.5821	MHz	PASS



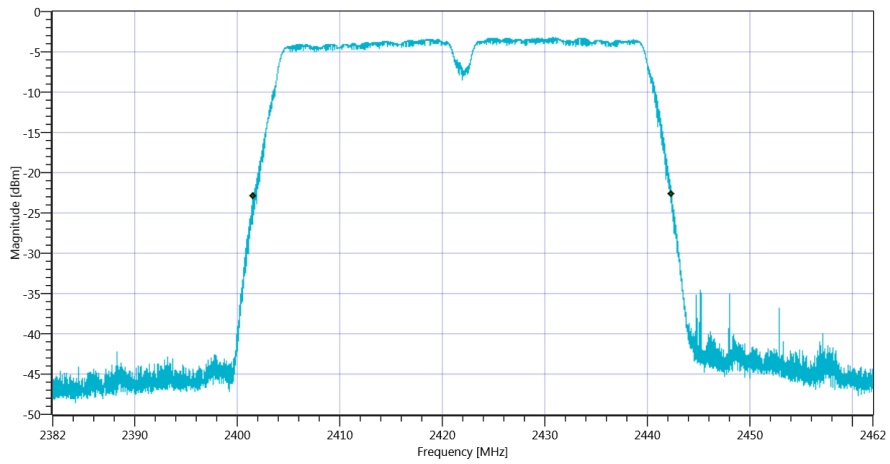
Plot\_FCC Part 15.247 Bandwidth 99PCT-20dB ~ WLAN2G4 nHT40-mode 99PCT\_15012020\_131527.png



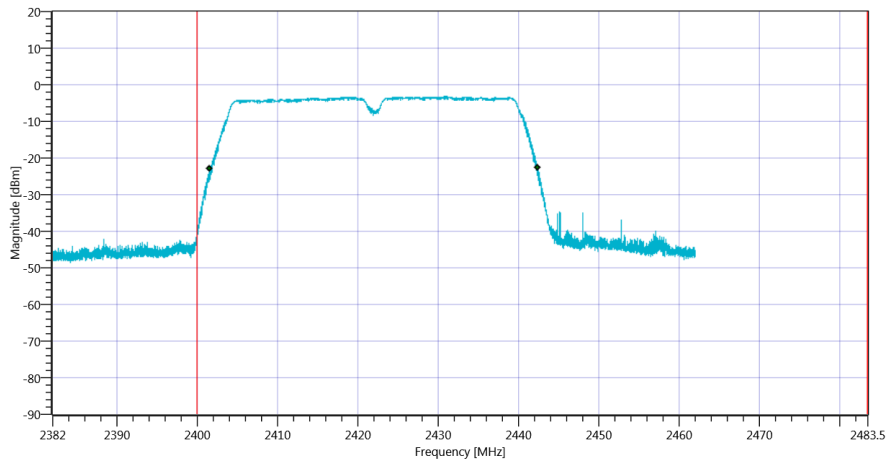
Plot\_FCC Part 15.247 Bandwidth 99PCT-20dB ~ WLAN2G4 nHT40-mode\_15012020\_131531.png

### RESULT: TC\_VM\_FCC15247\_Bandwidth\_99PCT\_20dB\_DTS\_FHSS\_V01

Test Description	Lower Limit	Upper Limit	Measured	Unit	Verdict
Bandwidth 20dB	---	---	40784	kHz	Information
T1 20DB	2400.000000	---	2401.5920	MHz	PASS
T2 20dB	---	2483.500000	2442.3760	MHz	PASS



Plot\_FCC Part 15.247 Bandwidth 99PCT-20dB ~ WLAN2G4 nHT40-mode 20dB\_15012020\_131539.png



Plot\_FCC Part 15.247 Bandwidth 99PCT-20dB ~ WLAN2G4 nHT40-mode\_15012020\_131543.png

TEST FINISHED

General Verdict

15.01.2020 13:15:44 / RT: 46 s

PASS

## 40. FCC Part 15.247 Bandwidth 99PCT-20dB ~ WLAN2G4 nHT40-mode

Test References	
TC Start	15.01.2020 13:24:19
System Version	1.0.0.29
Test Specification	FCC Part 15.247
Test Method	
Class / TC Version / TC ID	TC_VM_FCC15247_Bandwidth_99PCT_20dB_DTS_FHSS_V01 Version: 0.0.2   TCID_FCC15247_2
My Description	FCC 15.247 Bandwidth 99PCT-20dB DTS - WLAN 2G4 nHT40_mode
Add. Information	

Test Parameter	
Technology to test	WLAN2G4 nHT40-mode
Antenna Port used	1
Temperature	mid
Voltage	mid
Frequency low to test	True   Freq [MHz] 2427
Frequency mid to test	False   Freq [MHz] 2437
Frequency high to test	False   Freq [MHz] 2452
Switched Path	IUT - SignalingUnit - SpectrumAnalyzer
Devices in use	SA: Rohde&Schwarz,FSV-30,1321.3008K30/103170,3.60

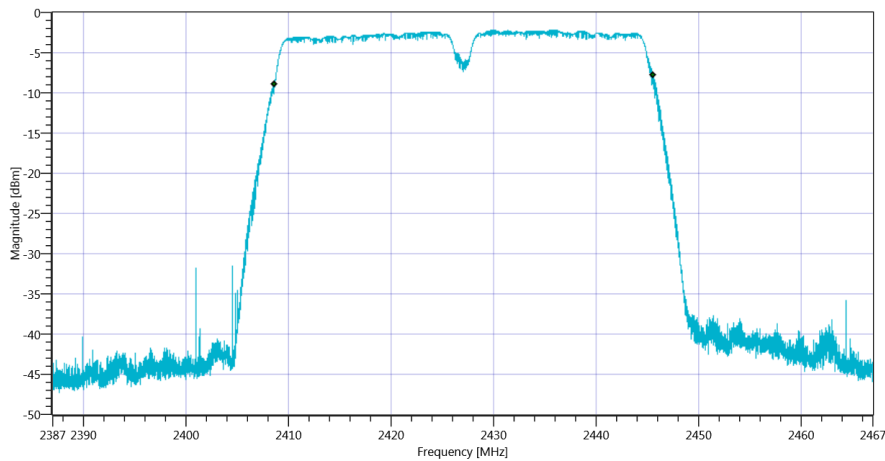
## Test at TX 2427 MHz

### READ SA SETTINGS:

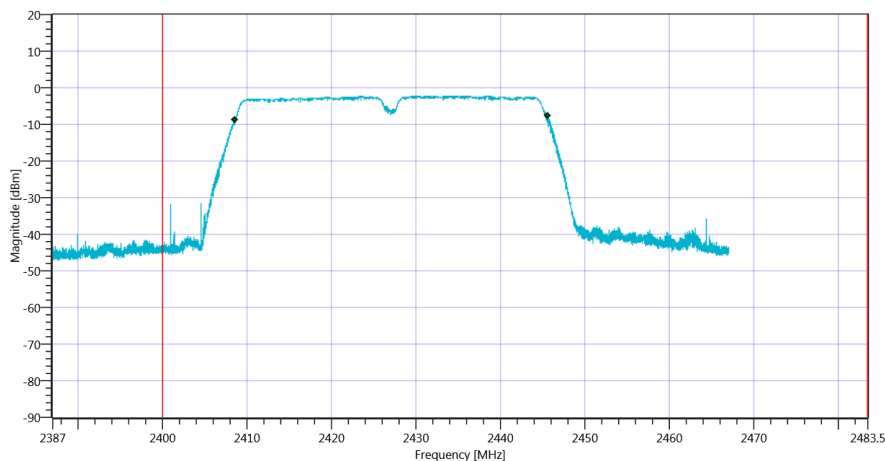
RefLevel [dBm]   RefLevelOffset [dB]   InpAtt [dB]	2.96   9.87   10
Start [MHz]   Stop [MHz]	2387.000   2467.000
RBW [MHz]   VBW [MHz]	1.000000   2.000000
Detector   TraceMode	POS   MAXH
Sweep: Time [ms]   Count   Points per Section   Type	50   200   10001   SWE

### RESULT: TC\_VM\_FCC15247\_Bandwidth\_99PCT\_20dB\_DTS\_FHSS\_V01

Test Description	Lower Limit	Upper Limit	Measured	Unit	Verdict
Bandwidth 99%	---	---	36956	kHz	Information
T1 99%	2400.000000	---	2408.6338	MHz	PASS
T2 99%	---	2483.500000	2445.5901	MHz	PASS



Plot\_FCC Part 15.247 Bandwidth 99PCT-20dB ~ WLAN2G4 nHT40-mode 99PCT\_15012020\_132449.png



Plot\_FCC Part 15.247 Bandwidth 99PCT-20dB ~ WLAN2G4 nHT40-mode\_15012020\_132453.png

### RESULT: TC\_VM\_FCC15247\_Bandwidth\_99PCT\_20dB\_DTS\_FHSS\_V01

Test Description	Lower Limit	Upper Limit	Measured	Unit	Verdict
Bandwidth 20dB	---	---	40800	kHz	Information
T1 20DB	2400.000000	---	2406.5920	MHz	PASS
T2 20dB	---	2483.500000	2447.3920	MHz	PASS