

Measurement Results

No.1-4711/22-01-13_Annex_MR_A_1

Test logging

This document is electronically signed and valid without handwritten signature.
For verification of the electronic signatures, the public keys can be requested at the testing laboratory.

Document authorized:

David Lang
Lab Manager
Radio Communications

Table of Content

| | |
|------------------------------------------------------------------------------------|-----|
| Common 5Gx 6Gx # Peak output power 3MHz/3MHz ~ WLAN5Gx a mode U-NII-1 | 7 |
| Common 5Gx 6Gx # Peak output power 3MHz/3MHz ~ WLAN5Gx a mode U-NII-1 | 9 |
| Common 5Gx 6Gx # Peak output power 3MHz/3MHz ~ WLAN5Gx a mode U-NII-2A | 11 |
| Common 5Gx 6Gx # Peak output power 3MHz/3MHz ~ WLAN5Gx a mode U-NII-2A | 13 |
| Common 5Gx 6Gx # Peak output power 3MHz/3MHz ~ WLAN5Gx a mode U-NII-2C | 15 |
| Common 5Gx 6Gx # Peak output power 3MHz/3MHz ~ WLAN5Gx a mode U-NII-2C | 17 |
| Common 5Gx 6Gx # Peak output power 3MHz/3MHz ~ WLAN5Gx a mode U-NII-2C | 19 |
| Common 5Gx 6Gx # Peak output power 3MHz/3MHz ~ WLAN5Gx a mode U-NII-3 | 21 |
| Common 5Gx 6Gx # Peak output power 3MHz/3MHz ~ WLAN5Gx a mode U-NII-3 | 23 |
| Common 5Gx 6Gx # Peak output power 3MHz/3MHz ~ WLAN5Gx a mode U-NII-3 | 25 |
| # Message with SA scan ~ | 27 |
| Common 5Gx 6Gx # Peak output power 3MHz/3MHz ~ WLAN5Gx n-HT20 mode U-NII-1 | 28 |
| FCC 15.247 # Max output power and psd ~ WLAN5Gx n-HT20 mode U-NII-1 | 30 |
| ISED RSS247 # Max output power and psd ~ WLAN5Gx n-HT20 mode U-NII-1 | 34 |
| FCC 15.407, ISED RSS247 # Bandwidths 99PCT and 26dB ~ WLAN5Gx n-HT20 mode U-NII-1 | 38 |
| # Message with SA scan ~ | 42 |
| Common 5Gx 6Gx # Peak output power 3MHz/3MHz ~ WLAN5Gx n-HT20 mode U-NII-1 | 43 |
| FCC 15.247 # Max output power and psd ~ WLAN5Gx n-HT20 mode U-NII-1 | 45 |
| ISED RSS247 # Max output power and psd ~ WLAN5Gx n-HT20 mode U-NII-1 | 49 |
| FCC 15.407, ISED RSS247 # Bandwidths 99PCT and 26dB ~ WLAN5Gx n-HT20 mode U-NII-1 | 53 |
| # Message with SA scan ~ | 57 |
| Common 5Gx 6Gx # Peak output power 3MHz/3MHz ~ WLAN5Gx n-HT20 mode U-NII-1 | 58 |
| FCC 15.247 # Max output power and psd ~ WLAN5Gx n-HT20 mode U-NII-1 | 60 |
| ISED RSS247 # Max output power and psd ~ WLAN5Gx n-HT20 mode U-NII-1 | 64 |
| FCC 15.407, ISED RSS247 # Bandwidths 99PCT and 26dB ~ WLAN5Gx n-HT20 mode U-NII-1 | 68 |
| # Message with SA scan ~ | 72 |
| Common 5Gx 6Gx # Peak output power 3MHz/3MHz ~ WLAN5Gx n-HT20 mode U-NII-2A | 73 |
| FCC 15.247 # Max output power and psd ~ WLAN5Gx n-HT20 mode U-NII-2A | 75 |
| ISED RSS247 # Max output power and psd ~ WLAN5Gx n-HT20 mode U-NII-2A | 79 |
| FCC 15.407, ISED RSS247 # Bandwidths 99PCT and 26dB ~ WLAN5Gx n-HT20 mode U-NII-2A | 83 |
| # Message with SA scan ~ | 87 |
| Common 5Gx 6Gx # Peak output power 3MHz/3MHz ~ WLAN5Gx n-HT20 mode U-NII-2A | 88 |
| FCC 15.247 # Max output power and psd ~ WLAN5Gx n-HT20 mode U-NII-2A | 90 |
| ISED RSS247 # Max output power and psd ~ WLAN5Gx n-HT20 mode U-NII-2A | 94 |
| FCC 15.407, ISED RSS247 # Bandwidths 99PCT and 26dB ~ WLAN5Gx n-HT20 mode U-NII-2A | 98 |
| # Message with SA scan ~ | 102 |
| Common 5Gx 6Gx # Peak output power 3MHz/3MHz ~ WLAN5Gx n-HT20 mode U-NII-2A | 103 |
| FCC 15.247 # Max output power and psd ~ WLAN5Gx n-HT20 mode U-NII-2A | 105 |
| ISED RSS247 # Max output power and psd ~ WLAN5Gx n-HT20 mode U-NII-2A | 109 |
| FCC 15.407, ISED RSS247 # Bandwidths 99PCT and 26dB ~ WLAN5Gx n-HT20 mode U-NII-2A | 113 |
| # Message with SA scan ~ | 117 |
| Common 5Gx 6Gx # Peak output power 3MHz/3MHz ~ WLAN5Gx n-HT20 mode U-NII-2C | 118 |
| FCC 15.247 # Max output power and psd ~ WLAN5Gx n-HT20 mode U-NII-2C | 120 |

| | |
|------------------------------------------------------------------------------------|-----|
| ISED RSS247 # Max output power and psd ~ WLAN5Gx n-HT20 mode U-NII-2C | 124 |
| FCC 15.407, ISED RSS247 # Bandwidths 99PCT and 26dB ~ WLAN5Gx n-HT20 mode U-NII-2C | 128 |
| # Message with SA scan ~ | 132 |
| Common 5Gx 6Gx # Peak output power 3MHz/3MHz ~ WLAN5Gx n-HT20 mode U-NII-2C | 133 |
| FCC 15.247 # Max output power and psd ~ WLAN5Gx n-HT20 mode U-NII-2C | 135 |
| ISED RSS247 # Max output power and psd ~ WLAN5Gx n-HT20 mode U-NII-2C | 139 |
| FCC 15.407, ISED RSS247 # Bandwidths 99PCT and 26dB ~ WLAN5Gx n-HT20 mode U-NII-2C | 143 |
| # Message with SA scan ~ | 147 |
| Common 5Gx 6Gx # Peak output power 3MHz/3MHz ~ WLAN5Gx n-HT20 mode U-NII-2C | 148 |
| FCC 15.247 # Max output power and psd ~ WLAN5Gx n-HT20 mode U-NII-2C | 150 |
| ISED RSS247 # Max output power and psd ~ WLAN5Gx n-HT20 mode U-NII-2C | 154 |
| FCC 15.407, ISED RSS247 # Bandwidths 99PCT and 26dB ~ WLAN5Gx n-HT20 mode U-NII-2C | 158 |
| # Message with SA scan ~ | 162 |
| Common 5Gx 6Gx # Peak output power 3MHz/3MHz ~ WLAN5Gx n-HT20 mode U-NII-3 | 163 |
| FCC 15.247 # Max output power and psd ~ WLAN5Gx n-HT20 mode U-NII-3 | 165 |
| ISED RSS247 # Max output power and psd ~ WLAN5Gx n-HT20 mode U-NII-3 | 169 |
| FCC 15.407, ISED RSS247 # Bandwidths 99PCT and 26dB ~ WLAN5Gx n-HT20 mode U-NII-3 | 173 |
| FCC 15.407, ISED RSS247 # Minimum emission bandwidth ~ WLAN5Gx n-HT20 mode U-NII-3 | 177 |
| # Message with SA scan ~ | 179 |
| Common 5Gx 6Gx # Peak output power 3MHz/3MHz ~ WLAN5Gx n-HT20 mode U-NII-3 | 180 |
| FCC 15.247 # Max output power and psd ~ WLAN5Gx n-HT20 mode U-NII-3 | 182 |
| ISED RSS247 # Max output power and psd ~ WLAN5Gx n-HT20 mode U-NII-3 | 186 |
| FCC 15.407, ISED RSS247 # Bandwidths 99PCT and 26dB ~ WLAN5Gx n-HT20 mode U-NII-3 | 190 |
| FCC 15.407, ISED RSS247 # Minimum emission bandwidth ~ WLAN5Gx n-HT20 mode U-NII-3 | 194 |
| # Message with SA scan ~ | 196 |
| Common 5Gx 6Gx # Peak output power 3MHz/3MHz ~ WLAN5Gx n-HT20 mode U-NII-3 | 197 |
| FCC 15.247 # Max output power and psd ~ WLAN5Gx n-HT20 mode U-NII-3 | 199 |
| ISED RSS247 # Max output power and psd ~ WLAN5Gx n-HT20 mode U-NII-3 | 203 |
| FCC 15.407, ISED RSS247 # Bandwidths 99PCT and 26dB ~ WLAN5Gx n-HT20 mode U-NII-3 | 207 |
| FCC 15.407, ISED RSS247 # Minimum emission bandwidth ~ WLAN5Gx n-HT20 mode U-NII-3 | 211 |
| # Message with SA scan ~ | 213 |
| Common 5Gx 6Gx # Peak output power 3MHz/3MHz ~ WLAN5Gx a mode U-NII-1 | 214 |
| FCC 15.247 # Max output power and psd ~ WLAN5Gx a mode U-NII-1 | 216 |
| ISED RSS247 # Max output power and psd ~ WLAN5Gx a mode U-NII-1 | 220 |
| FCC 15.407, ISED RSS247 # Bandwidths 99PCT and 26dB ~ WLAN5Gx a mode U-NII-1 | 224 |
| # Message with SA scan ~ | 228 |
| Common 5Gx 6Gx # Peak output power 3MHz/3MHz ~ WLAN5Gx a mode U-NII-1 | 229 |
| FCC 15.247 # Max output power and psd ~ WLAN5Gx a mode U-NII-1 | 231 |
| ISED RSS247 # Max output power and psd ~ WLAN5Gx a mode U-NII-1 | 235 |
| FCC 15.407, ISED RSS247 # Bandwidths 99PCT and 26dB ~ WLAN5Gx a mode U-NII-1 | 239 |
| # Message with SA scan ~ | 243 |
| Common 5Gx 6Gx # Peak output power 3MHz/3MHz ~ WLAN5Gx a mode U-NII-1 | 244 |
| FCC 15.247 # Max output power and psd ~ WLAN5Gx a mode U-NII-1 | 246 |
| ISED RSS247 # Max output power and psd ~ WLAN5Gx a mode U-NII-1 | 250 |

| | |
|-------------------------------------------------------------------------------|-----|
| FCC 15.407, ISED RSS247 # Bandwidths 99PCT and 26dB ~ WLAN5Gx a mode U-NII-1 | 254 |
| # Message with SA scan ~ | 258 |
| Common 5Gx 6Gx # Peak output power 3MHz/3MHz ~ WLAN5Gx a mode U-NII-2A | 259 |
| FCC 15.247 # Max output power and psd ~ WLAN5Gx a mode U-NII-2A | 261 |
| ISED RSS247 # Max output power and psd ~ WLAN5Gx a mode U-NII-2A | 265 |
| FCC 15.407, ISED RSS247 # Bandwidths 99PCT and 26dB ~ WLAN5Gx a mode U-NII-2A | 269 |
| # Message with SA scan ~ | 273 |
| Common 5Gx 6Gx # Peak output power 3MHz/3MHz ~ WLAN5Gx a mode U-NII-2A | 274 |
| FCC 15.247 # Max output power and psd ~ WLAN5Gx a mode U-NII-2A | 276 |
| ISED RSS247 # Max output power and psd ~ WLAN5Gx a mode U-NII-2A | 280 |
| FCC 15.407, ISED RSS247 # Bandwidths 99PCT and 26dB ~ WLAN5Gx a mode U-NII-2A | 284 |
| # Message with SA scan ~ | 288 |
| Common 5Gx 6Gx # Peak output power 3MHz/3MHz ~ WLAN5Gx a mode U-NII-2A | 289 |
| FCC 15.247 # Max output power and psd ~ WLAN5Gx a mode U-NII-2A | 291 |
| ISED RSS247 # Max output power and psd ~ WLAN5Gx a mode U-NII-2A | 295 |
| FCC 15.407, ISED RSS247 # Bandwidths 99PCT and 26dB ~ WLAN5Gx a mode U-NII-2A | 299 |
| # Message with SA scan ~ | 303 |
| Common 5Gx 6Gx # Peak output power 3MHz/3MHz ~ WLAN5Gx a mode U-NII-2C | 304 |
| FCC 15.247 # Max output power and psd ~ WLAN5Gx a mode U-NII-2C | 306 |
| ISED RSS247 # Max output power and psd ~ WLAN5Gx a mode U-NII-2C | 310 |
| FCC 15.407, ISED RSS247 # Bandwidths 99PCT and 26dB ~ WLAN5Gx a mode U-NII-2C | 314 |
| # Message with SA scan ~ | 318 |
| Common 5Gx 6Gx # Peak output power 3MHz/3MHz ~ WLAN5Gx a mode U-NII-2C | 319 |
| FCC 15.247 # Max output power and psd ~ WLAN5Gx a mode U-NII-2C | 321 |
| ISED RSS247 # Max output power and psd ~ WLAN5Gx a mode U-NII-2C | 325 |
| FCC 15.407, ISED RSS247 # Bandwidths 99PCT and 26dB ~ WLAN5Gx a mode U-NII-2C | 329 |
| # Message with SA scan ~ | 333 |
| Common 5Gx 6Gx # Peak output power 3MHz/3MHz ~ WLAN5Gx a mode U-NII-2C | 334 |
| FCC 15.247 # Max output power and psd ~ WLAN5Gx a mode U-NII-2C | 336 |
| ISED RSS247 # Max output power and psd ~ WLAN5Gx a mode U-NII-2C | 340 |
| FCC 15.407, ISED RSS247 # Bandwidths 99PCT and 26dB ~ WLAN5Gx a mode U-NII-2C | 344 |
| # Message with SA scan ~ | 348 |
| Common 5Gx 6Gx # Peak output power 3MHz/3MHz ~ WLAN5Gx a mode U-NII-3 | 349 |
| FCC 15.247 # Max output power and psd ~ WLAN5Gx a mode U-NII-3 | 351 |
| ISED RSS247 # Max output power and psd ~ WLAN5Gx a mode U-NII-3 | 355 |
| FCC 15.407, ISED RSS247 # Bandwidths 99PCT and 26dB ~ WLAN5Gx a mode U-NII-3 | 359 |
| FCC 15.407, ISED RSS247 # Minimum emission bandwidth ~ WLAN5Gx a mode U-NII-3 | 363 |
| # Message with SA scan ~ | 365 |
| Common 5Gx 6Gx # Peak output power 3MHz/3MHz ~ WLAN5Gx a mode U-NII-3 | 366 |
| FCC 15.247 # Max output power and psd ~ WLAN5Gx a mode U-NII-3 | 368 |
| ISED RSS247 # Max output power and psd ~ WLAN5Gx a mode U-NII-3 | 372 |
| FCC 15.407, ISED RSS247 # Bandwidths 99PCT and 26dB ~ WLAN5Gx a mode U-NII-3 | 376 |
| FCC 15.407, ISED RSS247 # Minimum emission bandwidth ~ WLAN5Gx a mode U-NII-3 | 380 |
| # Message with SA scan ~ | 382 |

| | |
|------------------------------------------------------------------------------------|-----|
| Common 5Gx 6Gx # Peak output power 3MHz/3MHz ~ WLAN5Gx a mode U-NII-3 | 383 |
| FCC 15.247 # Max output power and psd ~ WLAN5Gx a mode U-NII-3 | 385 |
| ISED RSS247 # Max output power and psd ~ WLAN5Gx a mode U-NII-3 | 389 |
| FCC 15.407, ISED RSS247 # Bandwidths 99PCT and 26dB ~ WLAN5Gx a mode U-NII-3 | 393 |
| FCC 15.407, ISED RSS247 # Minimum emission bandwidth ~ WLAN5Gx a mode U-NII-3 | 397 |
| # Message with SA scan ~ | 399 |
| Common 5Gx 6Gx # Peak output power 3MHz/3MHz ~ WLAN5Gx n-HT40 mode U-NII-1 | 400 |
| FCC 15.247 # Max output power and psd ~ WLAN5Gx n-HT40 mode U-NII-1 | 402 |
| ISED RSS247 # Max output power and psd ~ WLAN5Gx n-HT40 mode U-NII-1 | 406 |
| FCC 15.407, ISED RSS247 # Bandwidths 99PCT and 26dB ~ WLAN5Gx n-HT40 mode U-NII-1 | 410 |
| # Message with SA scan ~ | 414 |
| Common 5Gx 6Gx # Peak output power 3MHz/3MHz ~ WLAN5Gx n-HT40 mode U-NII-1 | 415 |
| FCC 15.247 # Max output power and psd ~ WLAN5Gx n-HT40 mode U-NII-1 | 417 |
| ISED RSS247 # Max output power and psd ~ WLAN5Gx n-HT40 mode U-NII-1 | 421 |
| FCC 15.407, ISED RSS247 # Bandwidths 99PCT and 26dB ~ WLAN5Gx n-HT40 mode U-NII-1 | 425 |
| # Message with SA scan ~ | 429 |
| Common 5Gx 6Gx # Peak output power 3MHz/3MHz ~ WLAN5Gx n-HT40 mode U-NII-2A | 430 |
| FCC 15.247 # Max output power and psd ~ WLAN5Gx n-HT40 mode U-NII-2A | 432 |
| ISED RSS247 # Max output power and psd ~ WLAN5Gx n-HT40 mode U-NII-2A | 436 |
| FCC 15.407, ISED RSS247 # Bandwidths 99PCT and 26dB ~ WLAN5Gx n-HT40 mode U-NII-2A | 440 |
| # Message with SA scan ~ | 444 |
| Common 5Gx 6Gx # Peak output power 3MHz/3MHz ~ WLAN5Gx n-HT40 mode U-NII-2A | 445 |
| FCC 15.247 # Max output power and psd ~ WLAN5Gx n-HT40 mode U-NII-2A | 447 |
| ISED RSS247 # Max output power and psd ~ WLAN5Gx n-HT40 mode U-NII-2A | 451 |
| FCC 15.407, ISED RSS247 # Bandwidths 99PCT and 26dB ~ WLAN5Gx n-HT40 mode U-NII-2A | 455 |
| # Message with SA scan ~ | 459 |
| Common 5Gx 6Gx # Peak output power 3MHz/3MHz ~ WLAN5Gx n-HT40 mode U-NII-2C | 460 |
| FCC 15.247 # Max output power and psd ~ WLAN5Gx n-HT40 mode U-NII-2C | 462 |
| ISED RSS247 # Max output power and psd ~ WLAN5Gx n-HT40 mode U-NII-2C | 466 |
| FCC 15.407, ISED RSS247 # Bandwidths 99PCT and 26dB ~ WLAN5Gx n-HT40 mode U-NII-2C | 470 |
| # Message with SA scan ~ | 474 |
| Common 5Gx 6Gx # Peak output power 3MHz/3MHz ~ WLAN5Gx n-HT40 mode U-NII-2C | 475 |
| FCC 15.247 # Max output power and psd ~ WLAN5Gx n-HT40 mode U-NII-2C | 477 |
| ISED RSS247 # Max output power and psd ~ WLAN5Gx n-HT40 mode U-NII-2C | 481 |
| FCC 15.407, ISED RSS247 # Bandwidths 99PCT and 26dB ~ WLAN5Gx n-HT40 mode U-NII-2C | 485 |
| # Message with SA scan ~ | 489 |
| Common 5Gx 6Gx # Peak output power 3MHz/3MHz ~ WLAN5Gx n-HT40 mode U-NII-2C | 490 |
| FCC 15.247 # Max output power and psd ~ WLAN5Gx n-HT40 mode U-NII-2C | 492 |
| ISED RSS247 # Max output power and psd ~ WLAN5Gx n-HT40 mode U-NII-2C | 496 |
| FCC 15.407, ISED RSS247 # Bandwidths 99PCT and 26dB ~ WLAN5Gx n-HT40 mode U-NII-2C | 500 |
| # Message with SA scan ~ | 504 |
| Common 5Gx 6Gx # Peak output power 3MHz/3MHz ~ WLAN5Gx n-HT40 mode U-NII-3 | 505 |
| FCC 15.247 # Max output power and psd ~ WLAN5Gx n-HT40 mode U-NII-3 | 507 |
| ISED RSS247 # Max output power and psd ~ WLAN5Gx n-HT40 mode U-NII-3 | 511 |

| | |
|------------------------------------------------------------------------------------|-----|
| FCC 15.407, ISED RSS247 # Bandwidths 99PCT and 26dB ~ WLAN5Gx n-HT40 mode U-NII-3 | 515 |
| FCC 15.407, ISED RSS247 # Minimum emission bandwidth ~ WLAN5Gx n-HT40 mode U-NII-3 | 519 |
| # Message with SA scan ~ | 521 |
| Common 5Gx 6Gx # Peak output power 3MHz/3MHz ~ WLAN5Gx n-HT40 mode U-NII-3 | 522 |
| FCC 15.247 # Max output power and psd ~ WLAN5Gx n-HT40 mode U-NII-3 | 524 |
| ISED RSS247 # Max output power and psd ~ WLAN5Gx n-HT40 mode U-NII-3 | 528 |
| FCC 15.407, ISED RSS247 # Bandwidths 99PCT and 26dB ~ WLAN5Gx n-HT40 mode U-NII-3 | 532 |
| FCC 15.407, ISED RSS247 # Minimum emission bandwidth ~ WLAN5Gx n-HT40 mode U-NII-3 | 536 |

Common 5Gx 6Gx # Peak output power 3MHz/3MHz ~ WLAN5Gx a mode U-NII-1

| Test References | |
|-----------------------------------|--------------------------------------------|
| TC Start | 21.10.2022 09:44:58 |
| Ambit Temp [°C] Humidity [rel%] | 23.7 58 |
| System Version | 3.3.1.4 |
| Test Specification | Common 5Gx 6Gx - none |
| Test Method | |
| TC Version | 0.0.1 |
| My Description | Peak OP 3MHz/3MHz - WLAN5Gx a mode U-NII-1 |
| Add. Information | |

| EUT Common Settings WLAN5Gx | |
|-----------------------------|--------|
| Number of Antenna Ports | 1 |
| User Interaction | No |
| Device Class UNII_1 | Client |

| Test Parameter | |
|--------------------------------------------------|----------------------------------------|
| Technology to test | WLAN5Gx a mode |
| Antenna Port used | 1 |
| Temperature | nom |
| Voltage | nom |
| Frequency low to test | True Freq [MHz] 5180 |
| Frequency mid to test | False Freq [MHz] 5200 |
| Frequency high to test | False Freq [MHz] 5240 |
| Auto Control enabled Power Supply Climatic Box | No No |
| Additional Path Loss [dB] | 0 |
| Switched Path | EUT - SignalingUnit - SpectrumAnalyzer |

| Test Equipment | |
|----------------------------------------------------------------------------|--|
| Signal analyzer,Rohde&Schwarz,FSV-40,1321.3008K40/101353,3.70 | |
| Switch matrix,Rohde&Schwarz,OSP-B157W8PLUS,1527.1144.05 / 100837,2.10.0.23 | |

Test at TX 5180 MHz

RESULT: Reference Power cond.

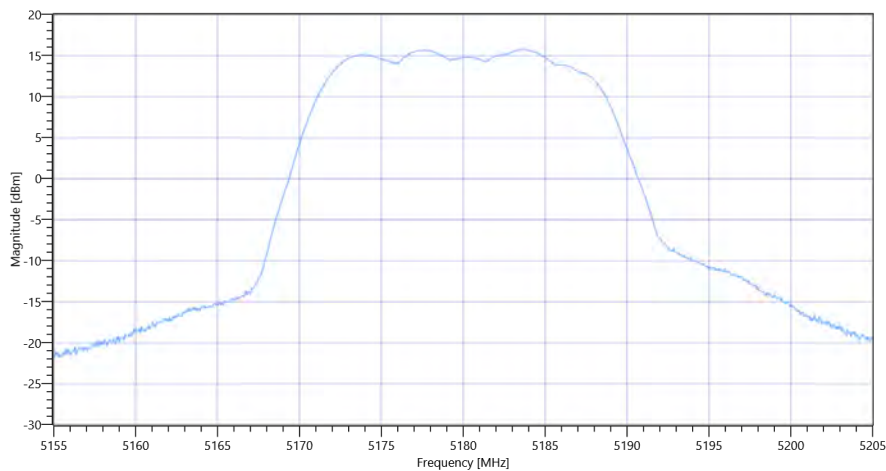
| Test Description | Lower Limit | Upper Limit | Measured | Unit | Verdict |
|-------------------------------|-------------|-------------|----------|------|---------|
| Ref. Power 1MHz/1MHz cond. | --- | --- | 8.74 | dBm | INFO |
| Ref. Frequency | --- | --- | 5183.000 | MHz | INFO |

READ SA SETTINGS:

| | |
|------------------------------------------------------|-----------------------|
| RefLevel [dBm] RefLevelOffset [dB] InpAtt [dB] | 20.74 3.39 35 |
| Start [MHz] Stop [MHz] | 5155.000 5205.000 |
| RBW [MHz] VBW [MHz] | 3.000000 3.000000 |
| Detector TraceMode | POS MAXH |
| Sweep: Time [ms] Count Points per Section Type | 300 20 1001 SWE |

RESULT

| Test Description | Lower Limit | Upper Limit | Measured | Unit | Verdict |
|-------------------|-------------|-------------|-----------|------|---------|
| Peak Power | --- | --- | 15.72 | dBm | INFO |
| Peak Power | --- | --- | 37.325016 | mW | INFO |
| Frequency at Peak | --- | --- | 5183.646 | MHz | INFO |



Common 5Gx 6Gx # Peak output power 3MHz-3MHz ~ WLAN5Gx a mode U-NII-1

General verdict

PASS

Common 5Gx 6Gx # Peak output power 3MHz/3MHz ~ WLAN5Gx a mode U-NII-1

| Test References | |
|-----------------------------------|--------------------------------------------|
| TC Start | 21.10.2022 12:30:00 |
| Ambit Temp [°C] Humidity [rel%] | 26.8 50 |
| System Version | 3.3.1.4 |
| Test Specification | Common 5Gx 6Gx - none |
| Test Method | |
| TC Version | 0.0.1 |
| My Description | Peak OP 3MHz/3MHz - WLAN5Gx a mode U-NII-1 |
| Add. Information | |

| EUT Common Settings WLAN5Gx | |
|-----------------------------|--------|
| Number of Antenna Ports | 1 |
| User Interaction | No |
| Device Class UNII_1 | Client |

| Test Parameter | |
|--------------------------------------------------|----------------------------------------|
| Technology to test | WLAN5Gx a mode |
| Antenna Port used | 1 |
| Temperature | nom |
| Voltage | nom |
| Frequency low to test | False Freq [MHz] 5180 |
| Frequency mid to test | False Freq [MHz] 5200 |
| Frequency high to test | True Freq [MHz] 5240 |
| Auto Control enabled Power Supply Climatic Box | No No |
| Additional Path Loss [dB] | 0 |
| Switched Path | EUT - SignalingUnit - SpectrumAnalyzer |

| Test Equipment | |
|----------------------------------------------------------------------------|--|
| Signal analyzer,Rohde&Schwarz,FSV-40,1321.3008K40/101353,3.70 | |
| Switch matrix,Rohde&Schwarz,OSP-B157W8PLUS,1527.1144.05 / 100837,2.10.0.23 | |

Test at TX 5240 MHz

RESULT: Reference Power cond.

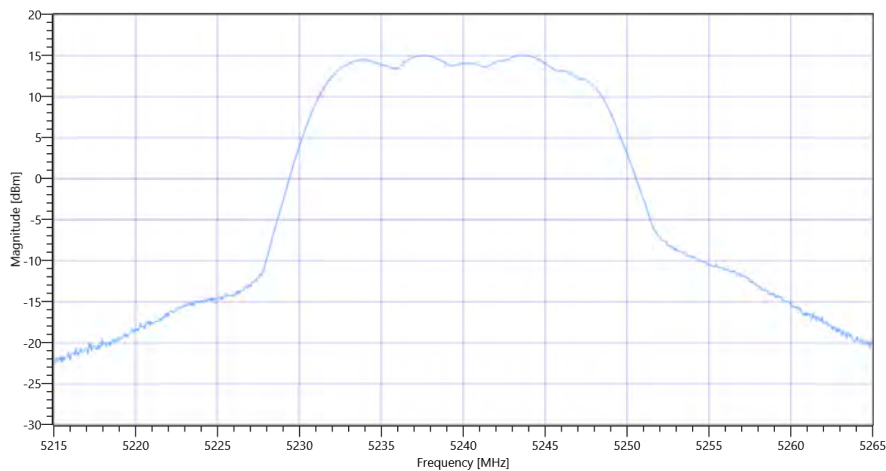
| Test Description | Lower Limit | Upper Limit | Measured | Unit | Verdict |
|-------------------------------|-------------|-------------|----------|------|---------|
| Ref. Power 1MHz/1MHz cond. | --- | --- | 7.96 | dBm | INFO |
| Ref. Frequency | --- | --- | 5243.000 | MHz | INFO |

READ SA SETTINGS:

| | |
|------------------------------------------------------|-----------------------|
| RefLevel [dBm] RefLevelOffset [dB] InpAtt [dB] | 19.96 3.41 35 |
| Start [MHz] Stop [MHz] | 5215.000 5265.000 |
| RBW [MHz] VBW [MHz] | 3.000000 3.000000 |
| Detector TraceMode | POS MAXH |
| Sweep: Time [ms] Count Points per Section Type | 300 20 1001 SWE |

RESULT

| Test Description | Lower Limit | Upper Limit | Measured | Unit | Verdict |
|-------------------|-------------|-------------|-----------|------|---------|
| Peak Power | --- | --- | 15.07 | dBm | INFO |
| Peak Power | --- | --- | 32.136605 | mW | INFO |
| Frequency at Peak | --- | --- | 5243.596 | MHz | INFO |



Common 5Gx 6Gx # Peak output power 3MHz-3MHz ~ WLAN5Gx a mode U-NII-1

General verdict

PASS

Common 5Gx 6Gx # Peak output power 3MHz/3MHz ~ WLAN5Gx a mode U-NII-2A

| Test References | |
|-----------------------------------|---------------------------------------------|
| TC Start | 21.10.2022 12:31:49 |
| Ambit Temp [°C] Humidity [rel%] | 26.8 50 |
| System Version | 3.3.1.4 |
| Test Specification | Common 5Gx 6Gx - none |
| Test Method | |
| TC Version | 0.0.1 |
| My Description | Peak OP 3MHz/3MHz - WLAN5Gx a mode U-NII-2A |
| Add. Information | |

| EUT Common Settings WLAN5Gx | |
|-----------------------------|--------|
| Number of Antenna Ports | 1 |
| User Interaction | No |
| Device Class UNII_1 | Client |

| Test Parameter | |
|--------------------------------------------------|----------------------------------------|
| Technology to test | WLAN5Gx a mode |
| Antenna Port used | 1 |
| Temperature | nom |
| Voltage | nom |
| Frequency low to test | True Freq [MHz] 5260 |
| Frequency mid to test | False Freq [MHz] 5280 |
| Frequency high to test | False Freq [MHz] 5320 |
| Auto Control enabled Power Supply Climatic Box | No No |
| Additional Path Loss [dB] | 0 |
| Switched Path | EUT - SignalingUnit - SpectrumAnalyzer |

| Test Equipment | |
|----------------------------------------------------------------------------|--|
| Signal analyzer,Rohde&Schwarz,FSV-40,1321.3008K40/101353,3.70 | |
| Switch matrix,Rohde&Schwarz,OSP-B157W8PLUS,1527.1144.05 / 100837,2.10.0.23 | |

Test at TX 5260 MHz

RESULT: Reference Power cond.

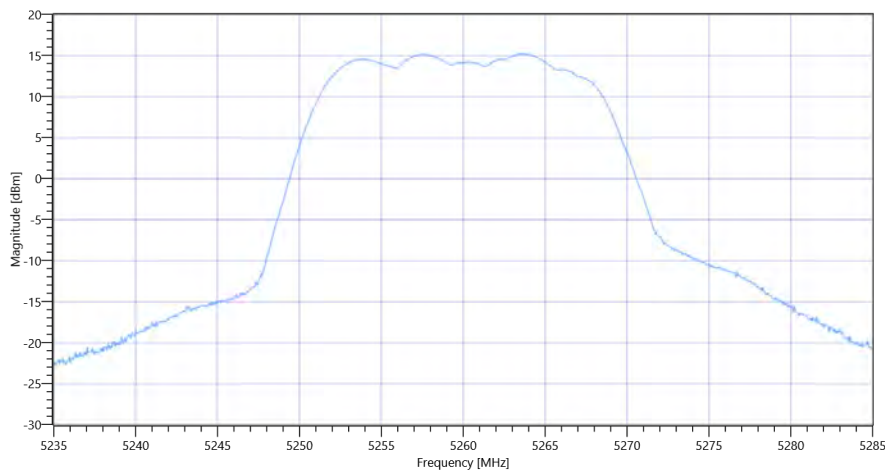
| Test Description | Lower Limit | Upper Limit | Measured | Unit | Verdict |
|-------------------------------|-------------|-------------|----------|------|---------|
| Ref. Power 1MHz/1MHz cond. | --- | --- | 8.17 | dBm | INFO |
| Ref. Frequency | --- | --- | 5262.200 | MHz | INFO |

READ SA SETTINGS:

| | |
|------------------------------------------------------|-----------------------|
| RefLevel [dBm] RefLevelOffset [dB] InpAtt [dB] | 20.17 3.41 35 |
| Start [MHz] Stop [MHz] | 5235.000 5285.000 |
| RBW [MHz] VBW [MHz] | 3.000000 3.000000 |
| Detector TraceMode | POS MAXH |
| Sweep: Time [ms] Count Points per Section Type | 300 20 1001 SWE |

RESULT

| Test Description | Lower Limit | Upper Limit | Measured | Unit | Verdict |
|-------------------|-------------|-------------|-----------|------|---------|
| Peak Power | --- | --- | 15.2 | dBm | INFO |
| Peak Power | --- | --- | 33.113112 | mW | INFO |
| Frequency at Peak | --- | --- | 5263.646 | MHz | INFO |



Common 5Gx 6Gx # Peak output power 3MHz-3MHz ~ WLAN5Gx a mode U-NII-2A

General verdict

PASS

Common 5Gx 6Gx # Peak output power 3MHz/3MHz ~ WLAN5Gx a mode U-NII-2A

| Test References | |
|-----------------------------------|---------------------------------------------|
| TC Start | 21.10.2022 09:51:50 |
| Ambit Temp [°C] Humidity [rel%] | 24.4 55 |
| System Version | 3.3.1.4 |
| Test Specification | Common 5Gx 6Gx - none |
| Test Method | |
| TC Version | 0.0.1 |
| My Description | Peak OP 3MHz/3MHz - WLAN5Gx a mode U-NII-2A |
| Add. Information | |

| EUT Common Settings WLAN5Gx | |
|-----------------------------|--------|
| Number of Antenna Ports | 1 |
| User Interaction | No |
| Device Class UNII_1 | Client |

| Test Parameter | |
|--------------------------------------------------|----------------------------------------|
| Technology to test | WLAN5Gx a mode |
| Antenna Port used | 1 |
| Temperature | nom |
| Voltage | nom |
| Frequency low to test | False Freq [MHz] 5260 |
| Frequency mid to test | False Freq [MHz] 5280 |
| Frequency high to test | True Freq [MHz] 5320 |
| Auto Control enabled Power Supply Climatic Box | No No |
| Additional Path Loss [dB] | 0 |
| Switched Path | EUT - SignalingUnit - SpectrumAnalyzer |

| Test Equipment | |
|----------------------------------------------------------------------------|--|
| Signal analyzer,Rohde&Schwarz,FSV-40,1321.3008K40/101353,3.70 | |
| Switch matrix,Rohde&Schwarz,OSP-B157W8PLUS,1527.1144.05 / 100837,2.10.0.23 | |

Test at TX 5320 MHz

RESULT: Reference Power cond.

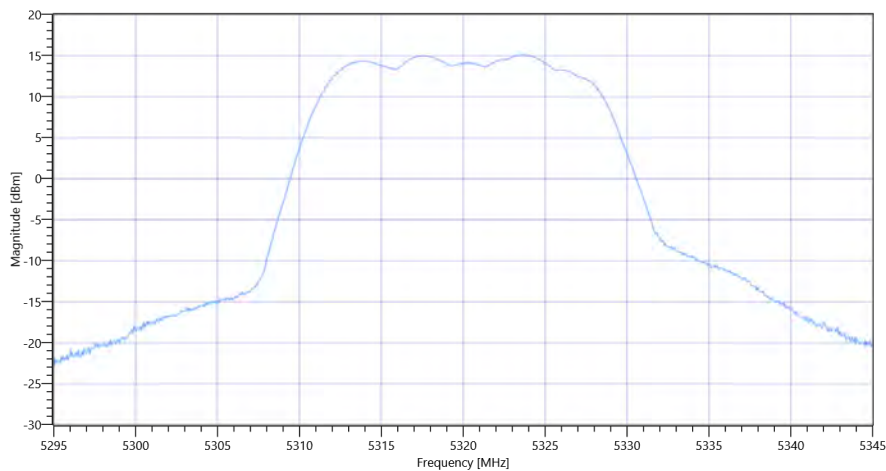
| Test Description | Lower Limit | Upper Limit | Measured | Unit | Verdict |
|-------------------------------|-------------|-------------|----------|------|---------|
| Ref. Power 1MHz/1MHz cond. | --- | --- | 8.52 | dBm | INFO |
| Ref. Frequency | --- | --- | 5322.600 | MHz | INFO |

READ SA SETTINGS:

| | |
|------------------------------------------------------|-----------------------|
| RefLevel [dBm] RefLevelOffset [dB] InpAtt [dB] | 20.52 3.42 35 |
| Start [MHz] Stop [MHz] | 5295.000 5345.000 |
| RBW [MHz] VBW [MHz] | 3.000000 3.000000 |
| Detector TraceMode | POS MAXH |
| Sweep: Time [ms] Count Points per Section Type | 300 20 1001 SWE |

RESULT

| Test Description | Lower Limit | Upper Limit | Measured | Unit | Verdict |
|-------------------|-------------|-------------|-----------|------|---------|
| Peak Power | --- | --- | 15.1 | dBm | INFO |
| Peak Power | --- | --- | 32.359366 | mW | INFO |
| Frequency at Peak | --- | --- | 5323.596 | MHz | INFO |



Common 5Gx 6Gx # Peak output power 3MHz-3MHz ~ WLAN5Gx a mode U-NII-2A

General verdict

PASS

Common 5Gx 6Gx # Peak output power 3MHz/3MHz ~ WLAN5Gx a mode U-NII-2C

| Test References | |
|-----------------------------------|---------------------------------------------|
| TC Start | 21.10.2022 12:35:10 |
| Ambit Temp [°C] Humidity [rel%] | 26.8 50 |
| System Version | 3.3.1.4 |
| Test Specification | Common 5Gx 6Gx - none |
| Test Method | |
| TC Version | 0.0.1 |
| My Description | Peak OP 3MHz/3MHz - WLAN5Gx a mode U-NII-2C |
| Add. Information | |

| EUT Common Settings WLAN5Gx | |
|-----------------------------|--------|
| Number of Antenna Ports | 1 |
| User Interaction | No |
| Device Class UNII_1 | Client |

| Test Parameter | |
|--------------------------------------------------|----------------------------------------|
| Technology to test | WLAN5Gx a mode |
| Antenna Port used | 1 |
| Temperature | nom |
| Voltage | nom |
| Frequency low to test | True Freq [MHz] 5500 |
| Frequency mid to test | False Freq [MHz] 5600 |
| Frequency high to test | False Freq [MHz] 5700 |
| Auto Control enabled Power Supply Climatic Box | No No |
| Additional Path Loss [dB] | 0 |
| Switched Path | EUT - SignalingUnit - SpectrumAnalyzer |

| Test Equipment | |
|----------------------------------------------------------------------------|--|
| Signal analyzer,Rohde&Schwarz,FSV-40,1321.3008K40/101353,3.70 | |
| Switch matrix,Rohde&Schwarz,OSP-B157W8PLUS,1527.1144.05 / 100837,2.10.0.23 | |

Test at TX 5500 MHz

RESULT: Reference Power cond.

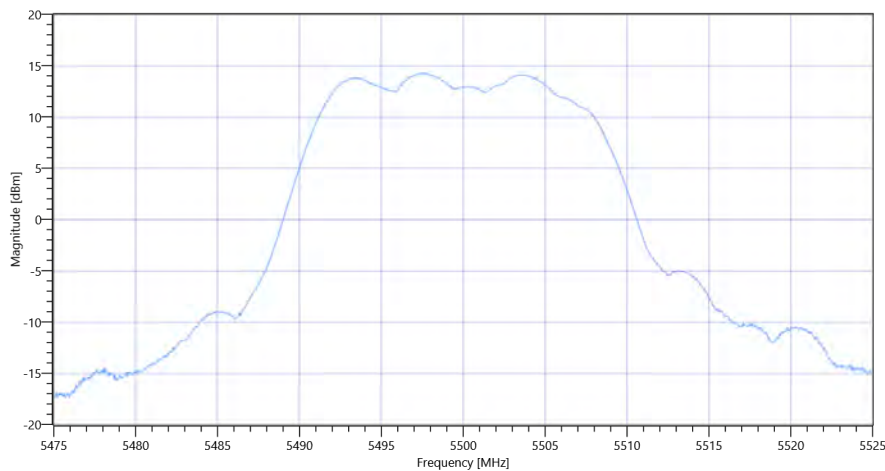
| Test Description | Lower Limit | Upper Limit | Measured | Unit | Verdict |
|-------------------------------|-------------|-------------|----------|------|---------|
| Ref. Power 1MHz/1MHz cond. | --- | --- | 7.36 | dBm | INFO |
| Ref. Frequency | --- | --- | 5495.800 | MHz | INFO |

READ SA SETTINGS:

| | |
|------------------------------------------------------|-----------------------|
| RefLevel [dBm] RefLevelOffset [dB] InpAtt [dB] | 19.36 3.39 35 |
| Start [MHz] Stop [MHz] | 5475.000 5525.000 |
| RBW [MHz] VBW [MHz] | 3.000000 3.000000 |
| Detector TraceMode | POS MAXH |
| Sweep: Time [ms] Count Points per Section Type | 300 20 1001 SWE |

RESULT

| Test Description | Lower Limit | Upper Limit | Measured | Unit | Verdict |
|-------------------|-------------|-------------|-----------|------|---------|
| Peak Power | --- | --- | 14.26 | dBm | INFO |
| Peak Power | --- | --- | 26.668587 | mW | INFO |
| Frequency at Peak | --- | --- | 5497.453 | MHz | INFO |



Common 5Gx 6Gx # Peak output power 3MHz-3MHz ~ WLAN5Gx a mode U-NII-2C

General verdict

PASS

Common 5Gx 6Gx # Peak output power 3MHz/3MHz ~ WLAN5Gx a mode U-NII-2C

| Test References | |
|-----------------------------------|---------------------------------------------|
| TC Start | 21.10.2022 12:36:19 |
| Ambit Temp [°C] Humidity [rel%] | 26.8 50 |
| System Version | 3.3.1.4 |
| Test Specification | Common 5Gx 6Gx - none |
| Test Method | |
| TC Version | 0.0.1 |
| My Description | Peak OP 3MHz/3MHz - WLAN5Gx a mode U-NII-2C |
| Add. Information | |

| EUT Common Settings WLAN5Gx | |
|-----------------------------|--------|
| Number of Antenna Ports | 1 |
| User Interaction | No |
| Device Class UNII_1 | Client |

| Test Parameter | |
|--------------------------------------------------|----------------------------------------|
| Technology to test | WLAN5Gx a mode |
| Antenna Port used | 1 |
| Temperature | nom |
| Voltage | nom |
| Frequency low to test | False Freq [MHz] 5500 |
| Frequency mid to test | True Freq [MHz] 5600 |
| Frequency high to test | False Freq [MHz] 5700 |
| Auto Control enabled Power Supply Climatic Box | No No |
| Additional Path Loss [dB] | 0 |
| Switched Path | EUT - SignalingUnit - SpectrumAnalyzer |

| Test Equipment | |
|----------------------------------------------------------------------------|--|
| Signal analyzer,Rohde&Schwarz,FSV-40,1321.3008K40/101353,3.70 | |
| Switch matrix,Rohde&Schwarz,OSP-B157W8PLUS,1527.1144.05 / 100837,2.10.0.23 | |

Test at TX 5600 MHz

RESULT: Reference Power cond.

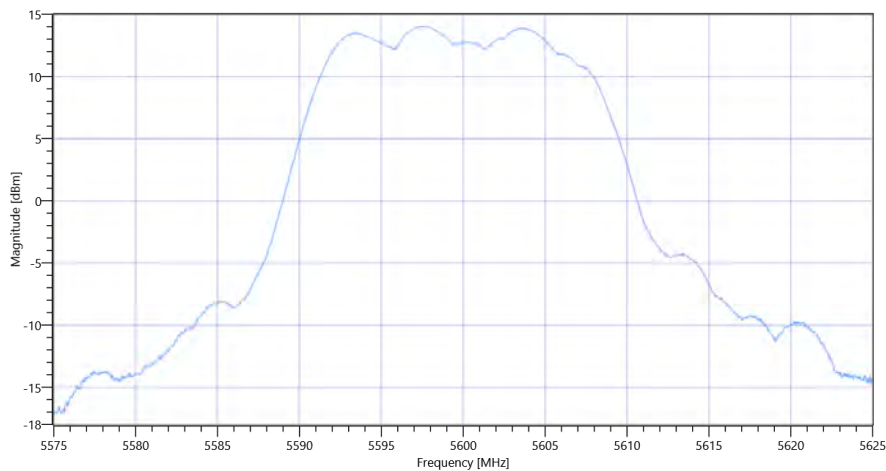
| Test Description | Lower Limit | Upper Limit | Measured | Unit | Verdict |
|-------------------------------|-------------|-------------|----------|------|---------|
| Ref. Power 1MHz/1MHz cond. | --- | --- | 7.21 | dBm | INFO |
| Ref. Frequency | --- | --- | 5596.000 | MHz | INFO |

READ SA SETTINGS:

| | |
|------------------------------------------------------|-----------------------|
| RefLevel [dBm] RefLevelOffset [dB] InpAtt [dB] | 19.21 3.45 35 |
| Start [MHz] Stop [MHz] | 5575.000 5625.000 |
| RBW [MHz] VBW [MHz] | 3.000000 3.000000 |
| Detector TraceMode | POS MAXH |
| Sweep: Time [ms] Count Points per Section Type | 300 20 1001 SWE |

RESULT

| Test Description | Lower Limit | Upper Limit | Measured | Unit | Verdict |
|-------------------|-------------|-------------|-----------|------|---------|
| Peak Power | --- | --- | 14.05 | dBm | INFO |
| Peak Power | --- | --- | 25.409727 | mW | INFO |
| Frequency at Peak | --- | --- | 5597.403 | MHz | INFO |



Common 5Gx 6Gx # Peak output power 3MHz-3MHz ~ WLAN5Gx a mode U-NII-2C

General verdict

PASS

Common 5Gx 6Gx # Peak output power 3MHz/3MHz ~ WLAN5Gx a mode U-NII-2C

| Test References | |
|-----------------------------------|---------------------------------------------|
| TC Start | 21.10.2022 12:37:49 |
| Ambit Temp [°C] Humidity [rel%] | 26.8 50 |
| System Version | 3.3.1.4 |
| Test Specification | Common 5Gx 6Gx - none |
| Test Method | |
| TC Version | 0.0.1 |
| My Description | Peak OP 3MHz/3MHz - WLAN5Gx a mode U-NII-2C |
| Add. Information | |

| EUT Common Settings WLAN5Gx | |
|-----------------------------|--------|
| Number of Antenna Ports | 1 |
| User Interaction | No |
| Device Class UNII_1 | Client |

| Test Parameter | |
|--------------------------------------------------|----------------------------------------|
| Technology to test | WLAN5Gx a mode |
| Antenna Port used | 1 |
| Temperature | nom |
| Voltage | nom |
| Frequency low to test | False Freq [MHz] 5500 |
| Frequency mid to test | False Freq [MHz] 5600 |
| Frequency high to test | True Freq [MHz] 5700 |
| Auto Control enabled Power Supply Climatic Box | No No |
| Additional Path Loss [dB] | 0 |
| Switched Path | EUT - SignalingUnit - SpectrumAnalyzer |

| Test Equipment | |
|----------------------------------------------------------------------------|--|
| Signal analyzer,Rohde&Schwarz,FSV-40,1321.3008K40/101353,3.70 | |
| Switch matrix,Rohde&Schwarz,OSP-B157W8PLUS,1527.1144.05 / 100837,2.10.0.23 | |

Test at TX 5700 MHz

RESULT: Reference Power cond.

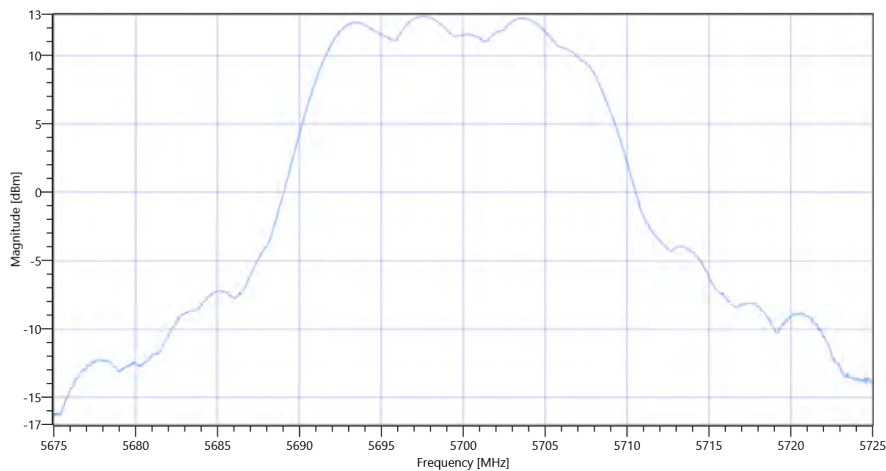
| Test Description | Lower Limit | Upper Limit | Measured | Unit | Verdict |
|-------------------------------|-------------|-------------|----------|------|---------|
| Ref. Power 1MHz/1MHz cond. | --- | --- | 5.38 | dBm | INFO |
| Ref. Frequency | --- | --- | 5702.600 | MHz | INFO |

READ SA SETTINGS:

| | |
|------------------------------------------------------|-----------------------|
| RefLevel [dBm] RefLevelOffset [dB] InpAtt [dB] | 17.38 3.57 30 |
| Start [MHz] Stop [MHz] | 5675.000 5725.000 |
| RBW [MHz] VBW [MHz] | 3.000000 3.000000 |
| Detector TraceMode | POS MAXH |
| Sweep: Time [ms] Count Points per Section Type | 300 20 1001 SWE |

RESULT

| Test Description | Lower Limit | Upper Limit | Measured | Unit | Verdict |
|-------------------|-------------|-------------|-----------|------|---------|
| Peak Power | --- | --- | 12.9 | dBm | INFO |
| Peak Power | --- | --- | 19.498446 | mW | INFO |
| Frequency at Peak | --- | --- | 5697.552 | MHz | INFO |



Common 5Gx 6Gx # Peak output power 3MHz-3MHz ~ WLAN5Gx a mode U-NII-2C

General verdict

PASS

Common 5Gx 6Gx # Peak output power 3MHz/3MHz ~ WLAN5Gx a mode U-NII-3

| Test References | |
|-----------------------------------|--------------------------------------------|
| TC Start | 21.10.2022 12:39:26 |
| Ambit Temp [°C] Humidity [rel%] | 26.7 50 |
| System Version | 3.3.1.4 |
| Test Specification | Common 5Gx 6Gx - none |
| Test Method | |
| TC Version | 0.0.1 |
| My Description | Peak OP 3MHz/3MHz - WLAN5Gx a mode U-NII-3 |
| Add. Information | |

| EUT Common Settings WLAN5Gx | |
|-----------------------------|--------|
| Number of Antenna Ports | 1 |
| User Interaction | No |
| Device Class UNII_1 | Client |

| Test Parameter | |
|--------------------------------------------------|----------------------------------------|
| Technology to test | WLAN5Gx a mode |
| Antenna Port used | 1 |
| Temperature | nom |
| Voltage | nom |
| Frequency low to test | True Freq [MHz] 5745 |
| Frequency mid to test | False Freq [MHz] 5785 |
| Frequency high to test | False Freq [MHz] 5825 |
| Auto Control enabled Power Supply Climatic Box | No No |
| Additional Path Loss [dB] | 0 |
| Switched Path | EUT - SignalingUnit - SpectrumAnalyzer |

| Test Equipment | |
|----------------------------------------------------------------------------|--|
| Signal analyzer,Rohde&Schwarz,FSV-40,1321.3008K40/101353,3.70 | |
| Switch matrix,Rohde&Schwarz,OSP-B157W8PLUS,1527.1144.05 / 100837,2.10.0.23 | |

Test at TX 5745 MHz

RESULT: Reference Power cond.

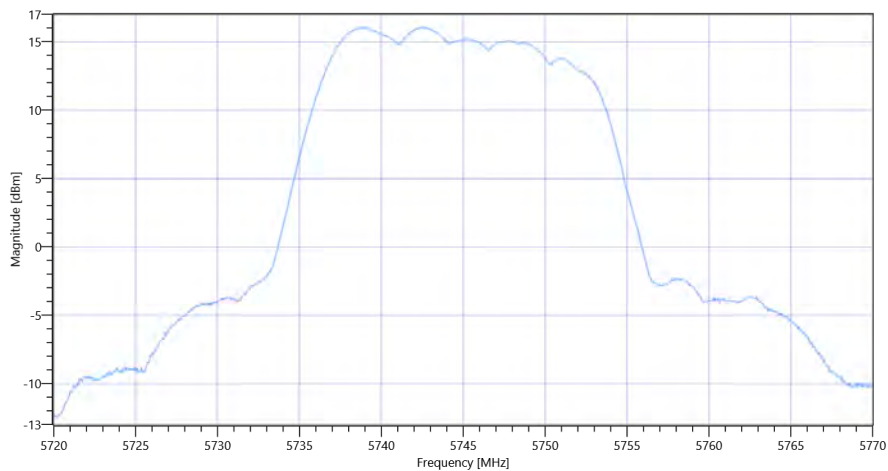
| Test Description | Lower Limit | Upper Limit | Measured | Unit | Verdict |
|-------------------------------|-------------|-------------|----------|------|---------|
| Ref. Power 1MHz/1MHz cond. | --- | --- | 9.12 | dBm | INFO |
| Ref. Frequency | --- | --- | 5740.800 | MHz | INFO |

READ SA SETTINGS:

| | |
|------------------------------------------------------|-----------------------|
| RefLevel [dBm] RefLevelOffset [dB] InpAtt [dB] | 21.12 3.7 35 |
| Start [MHz] Stop [MHz] | 5720.000 5770.000 |
| RBW [MHz] VBW [MHz] | 3.000000 3.000000 |
| Detector TraceMode | POS MAXH |
| Sweep: Time [ms] Count Points per Section Type | 300 20 1001 SWE |

RESULT

| Test Description | Lower Limit | Upper Limit | Measured | Unit | Verdict |
|-------------------|-------------|-------------|-----------|------|---------|
| Peak Power | --- | --- | 16.05 | dBm | INFO |
| Peak Power | --- | --- | 40.271703 | mW | INFO |
| Frequency at Peak | --- | --- | 5742.502 | MHz | INFO |



Common 5Gx 6Gx # Peak output power 3MHz-3MHz ~ WLAN5Gx a mode U-NII-3

General verdict

PASS

Common 5Gx 6Gx # Peak output power 3MHz/3MHz ~ WLAN5Gx a mode U-NII-3

| Test References | |
|-----------------------------------|--------------------------------------------|
| TC Start | 21.10.2022 12:40:32 |
| Ambit Temp [°C] Humidity [rel%] | 26.7 50 |
| System Version | 3.3.1.4 |
| Test Specification | Common 5Gx 6Gx - none |
| Test Method | |
| TC Version | 0.0.1 |
| My Description | Peak OP 3MHz/3MHz - WLAN5Gx a mode U-NII-3 |
| Add. Information | |

| EUT Common Settings WLAN5Gx | |
|-----------------------------|--------|
| Number of Antenna Ports | 1 |
| User Interaction | No |
| Device Class UNII_1 | Client |

| Test Parameter | |
|--------------------------------------------------|----------------------------------------|
| Technology to test | WLAN5Gx a mode |
| Antenna Port used | 1 |
| Temperature | nom |
| Voltage | nom |
| Frequency low to test | False Freq [MHz] 5745 |
| Frequency mid to test | True Freq [MHz] 5785 |
| Frequency high to test | False Freq [MHz] 5825 |
| Auto Control enabled Power Supply Climatic Box | No No |
| Additional Path Loss [dB] | 0 |
| Switched Path | EUT - SignalingUnit - SpectrumAnalyzer |

| Test Equipment | |
|----------------------------------------------------------------------------|--|
| Signal analyzer,Rohde&Schwarz,FSV-40,1321.3008K40/101353,3.70 | |
| Switch matrix,Rohde&Schwarz,OSP-B157W8PLUS,1527.1144.05 / 100837,2.10.0.23 | |

Test at TX 5785 MHz

RESULT: Reference Power cond.

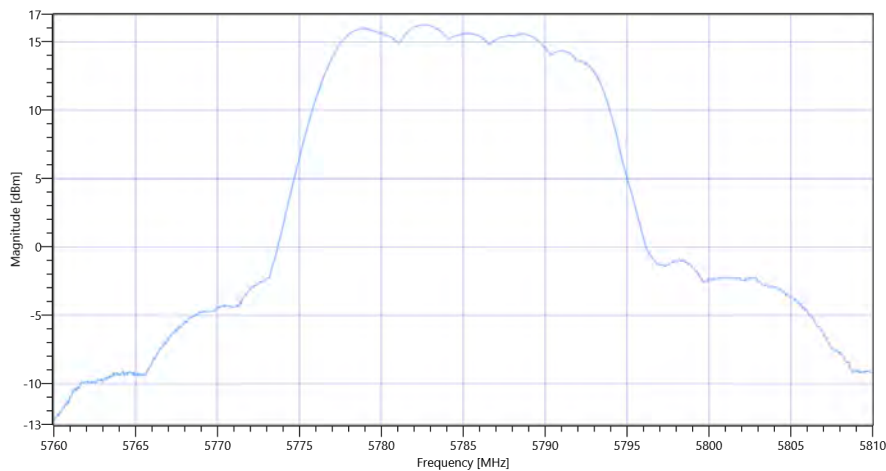
| Test Description | Lower Limit | Upper Limit | Measured | Unit | Verdict |
|-------------------------------|-------------|-------------|----------|------|---------|
| Ref. Power 1MHz/1MHz cond. | --- | --- | 9.62 | dBm | INFO |
| Ref. Frequency | --- | --- | 5788.000 | MHz | INFO |

READ SA SETTINGS:

| | |
|------------------------------------------------------|-----------------------|
| RefLevel [dBm] RefLevelOffset [dB] InpAtt [dB] | 21.62 3.72 35 |
| Start [MHz] Stop [MHz] | 5760.000 5810.000 |
| RBW [MHz] VBW [MHz] | 3.000000 3.000000 |
| Detector TraceMode | POS MAXH |
| Sweep: Time [ms] Count Points per Section Type | 300 20 1001 SWE |

RESULT

| Test Description | Lower Limit | Upper Limit | Measured | Unit | Verdict |
|-------------------|-------------|-------------|-----------|------|---------|
| Peak Power | --- | --- | 16.3 | dBm | INFO |
| Peak Power | --- | --- | 42.657952 | mW | INFO |
| Frequency at Peak | --- | --- | 5782.552 | MHz | INFO |



Common 5Gx 6Gx # Peak output power 3MHz-3MHz ~ WLAN5Gx a mode U-NII-3

General verdict

PASS

Common 5Gx 6Gx # Peak output power 3MHz/3MHz ~ WLAN5Gx a mode U-NII-3

| Test References | |
|-----------------------------------|--------------------------------------------|
| TC Start | 21.10.2022 12:41:39 |
| Ambit Temp [°C] Humidity [rel%] | 26.7 50 |
| System Version | 3.3.1.4 |
| Test Specification | Common 5Gx 6Gx - none |
| Test Method | |
| TC Version | 0.0.1 |
| My Description | Peak OP 3MHz/3MHz - WLAN5Gx a mode U-NII-3 |
| Add. Information | |

| EUT Common Settings WLAN5Gx | |
|-----------------------------|--------|
| Number of Antenna Ports | 1 |
| User Interaction | No |
| Device Class UNII_1 | Client |

| Test Parameter | |
|--------------------------------------------------|----------------------------------------|
| Technology to test | WLAN5Gx a mode |
| Antenna Port used | 1 |
| Temperature | nom |
| Voltage | nom |
| Frequency low to test | False Freq [MHz] 5745 |
| Frequency mid to test | False Freq [MHz] 5785 |
| Frequency high to test | True Freq [MHz] 5825 |
| Auto Control enabled Power Supply Climatic Box | No No |
| Additional Path Loss [dB] | 0 |
| Switched Path | EUT - SignalingUnit - SpectrumAnalyzer |

| Test Equipment | |
|----------------------------------------------------------------------------|--|
| Signal analyzer,Rohde&Schwarz,FSV-40,1321.3008K40/101353,3.70 | |
| Switch matrix,Rohde&Schwarz,OSP-B157W8PLUS,1527.1144.05 / 100837,2.10.0.23 | |

Test at TX 5825 MHz

RESULT: Reference Power cond.

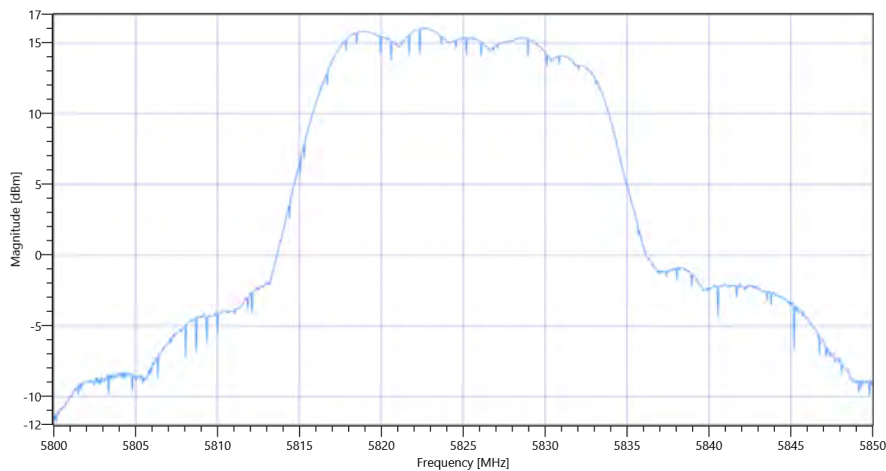
| Test Description | Lower Limit | Upper Limit | Measured | Unit | Verdict |
|-------------------------------|-------------|-------------|----------|------|---------|
| Ref. Power 1MHz/1MHz cond. | --- | --- | 9.29 | dBm | INFO |
| Ref. Frequency | --- | --- | 5828.000 | MHz | INFO |

READ SA SETTINGS:

| | |
|------------------------------------------------------|-----------------------|
| RefLevel [dBm] RefLevelOffset [dB] InpAtt [dB] | 21.29 3.6 35 |
| Start [MHz] Stop [MHz] | 5800.000 5850.000 |
| RBW [MHz] VBW [MHz] | 3.000000 3.000000 |
| Detector TraceMode | POS MAXH |
| Sweep: Time [ms] Count Points per Section Type | 300 20 1001 SWE |

RESULT

| Test Description | Lower Limit | Upper Limit | Measured | Unit | Verdict |
|-------------------|-------------|-------------|-----------|------|---------|
| Peak Power | --- | --- | 16.05 | dBm | INFO |
| Peak Power | --- | --- | 40.271703 | mW | INFO |
| Frequency at Peak | --- | --- | 5822.552 | MHz | INFO |



Common 5Gx 6Gx # Peak output power 3MHz-3MHz ~ WLAN5Gx a mode U-NII-3

General verdict

PASS

Message with SA scan ~

| Test References | |
|-----------------------------------|-------------------------------------|
| TC Start | 15.11.2022 08:41:20 |
| Ambit Temp [°C] Humidity [rel%] | 23.0 45 |
| System Version | 3.3.1.8 |
| Test Specification | - |
| Test Method | |
| TC Version | 0.0.1 |
| My Description | Message with SA Scan n_HT20_U_NIL_1 |
| Add. Information | |

| Test Parameter | |
|----------------|-------------------------------------------------------|
| Switched Path | EUT - SignalingUnit - SpectrumAnalyzer |
| Message start | 15.11.2022 08:41:21 |
| Message | set WLAN5Gx to n_HT20_U_NIL_1, Frequency [MHz] 5180 , |

| Test Equipment | |
|----------------------------------------------------------------------------|--|
| Signal analyzer,Rohde&Schwarz,FSV-40,1321.3008K40/101353,3.70 | |
| Switch matrix,Rohde&Schwarz,OSP-B157W8PLUS,1527.1144.05 / 100837,2.10.0.23 | |

General verdict

INFO

Common 5Gx 6Gx # Peak output power 3MHz/3MHz ~ WLAN5Gx n-HT20 mode U-NII-1

| Test References | |
|-----------------------------------|-------------------------------------------------|
| TC Start | 15.11.2022 08:41:30 |
| Ambit Temp [°C] Humidity [rel%] | 23.0 45 |
| System Version | 3.3.1.8 |
| Test Specification | Common 5Gx 6Gx - none |
| Test Method | |
| TC Version | 0.0.1 |
| My Description | Peak OP 3MHz/3MHz - WLAN5Gx n-HT20 mode U-NII-1 |
| Add. Information | |

| EUT Common Settings WLAN5Gx | |
|-----------------------------|--------|
| Number of Antenna Ports | 1 |
| User Interaction | No |
| Device Class UNII_1 | Client |

| Test Parameter | |
|--------------------------------------------------|----------------------------------------|
| Technology to test | WLAN5Gx n-HT20 mode |
| Antenna Port used | 1 |
| Temperature | nom |
| Voltage | nom |
| Frequency low to test | True Freq [MHz] 5180 |
| Frequency mid to test | False Freq [MHz] 5200 |
| Frequency high to test | False Freq [MHz] 5240 |
| Auto Control enabled Power Supply Climatic Box | No No |
| Additional Path Loss [dB] | 0 |
| Switched Path | EUT - SignalingUnit - SpectrumAnalyzer |

| Test Equipment | |
|----------------------------------------------------------------------------|--|
| Signal analyzer,Rohde&Schwarz,FSV-40,1321.3008K40/101353,3.70 | |
| Switch matrix,Rohde&Schwarz,OSP-B157W8PLUS,1527.1144.05 / 100837,2.10.0.23 | |

Test at TX 5180 MHz

RESULT: Reference Power cond.

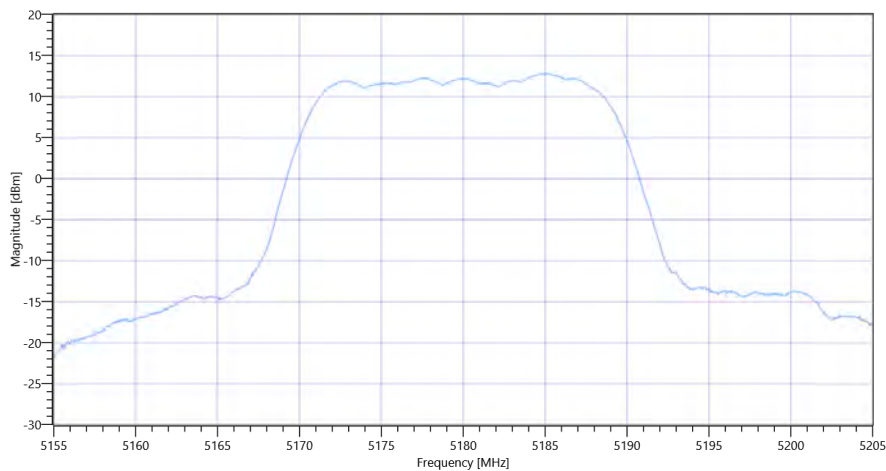
| Test Description | Lower Limit | Upper Limit | Measured | Unit | Verdict |
|-------------------------------|-------------|-------------|----------|------|---------|
| Ref. Power 1MHz/1MHz cond. | --- | --- | 6.36 | dBm | INFO |
| Ref. Frequency | --- | --- | 5187.790 | MHz | INFO |

READ SA SETTINGS:

| | |
|------------------------------------------------------|-----------------------|
| RefLevel [dBm] RefLevelOffset [dB] InpAtt [dB] | 18.36 3.39 30 |
| Start [MHz] Stop [MHz] | 5155.000 5205.000 |
| RBW [MHz] VBW [MHz] | 3.000000 3.000000 |
| Detector TraceMode | POS MAXH |
| Sweep: Time [ms] Count Points per Section Type | 300 20 1001 SWE |

RESULT

| Test Description | Lower Limit | Upper Limit | Measured | Unit | Verdict |
|-------------------|-------------|-------------|-----------|------|---------|
| Peak Power | --- | --- | 12.78 | dBm | INFO |
| Peak Power | --- | --- | 18.967059 | mW | INFO |
| Frequency at Peak | --- | --- | 5184.945 | MHz | INFO |



Common 5Gx 6Gx # Peak output power 3MHz-3MHz ~ WLAN5Gx n-HT20 mode U-NII-1

General verdict

PASS

FCC 15.247 # Max output power and psd ~ WLAN5Gx n-HT20 mode U-NII-1

| Test References | |
|-----------------------------------|-----------------------------------------------------------------|
| TC Start | 15.11.2022 08:42:00 |
| Ambit Temp [°C] Humidity [rel%] | 23.0 45 |
| System Version | 3.3.1.8 |
| Test Specification | FCC 15.247 - |
| Test Method | KDB789033 D02, F., E.2.e. |
| TC Version | 0.0.1 |
| My Description | FCC 15.407 Max Output Power & PSD - WLAN5Gx n-HT20 mode U-NII-1 |
| Add. Information | |

| EUT Common Settings WLAN5Gx | |
|-----------------------------|--------|
| Number of Antenna Ports | 1 |
| User Interaction | No |
| Device Class UNII_1 | Client |

| Test Parameter | |
|--------------------------------------------------|----------------------------------------|
| Technology to test | WLAN5Gx n-HT20 mode |
| Antenna Port used | 1 |
| Temperature | nom |
| Voltage | nom |
| Frequency low to test | True Freq [MHz] 5180 |
| Frequency mid to test | False Freq [MHz] 5200 |
| Frequency high to test | False Freq [MHz] 5240 |
| Auto Control enabled Power Supply Climatic Box | No No |
| Additional Path Loss [dB] | 0 |
| Switched Path | EUT - SignalingUnit - SpectrumAnalyzer |

| Test Equipment | |
|----------------------------------------------------------------------------|--|
| Signal analyzer,Rohde&Schwarz,FSV-40,1321.3008K40/101353,3.70 | |
| Switch matrix,Rohde&Schwarz,OSP-B157W8PLUS,1527.1144.05 / 100837,2.10.0.23 | |

Test at TX 5180 MHz

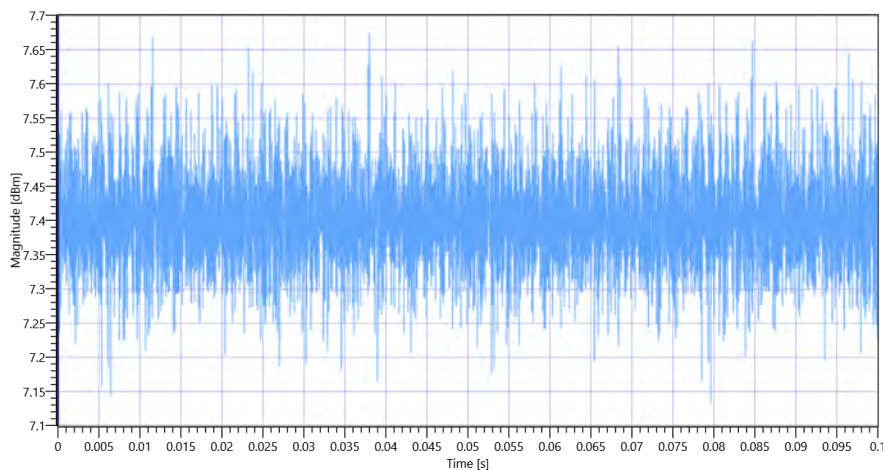
RESULT: Reference Power cond.

| Test Description | Lower Limit | Upper Limit | Measured | Unit | Verdict |
|-------------------------------|-------------|-------------|----------|------|---------|
| Ref. Power 1MHz/1MHz cond. | --- | --- | 6.19 | dBm | INFO |
| Ref. Frequency | --- | --- | 5183.000 | MHz | INFO |

Evaluation max. Duty Cycle

Duty Cycle evaluation

| Test Description | Lower Limit | Upper Limit | Measured | Unit | Verdict |
|------------------------------------------------------------|-------------|-------------|----------|------|---------|
| No enough Bursts detected, Duty Cycle Burst Ratio set to 1 | | | | | |
| Duty Cycle (Burst Ratio) max | --- | --- | 1 | --- | INFO |
| Duty Cycle max | --- | --- | 0 | dB | INFO |
| Duty Cycle (Burst Ratio) min | --- | --- | 1 | --- | INFO |
| Duty Cycle min | --- | --- | 0 | dB | INFO |

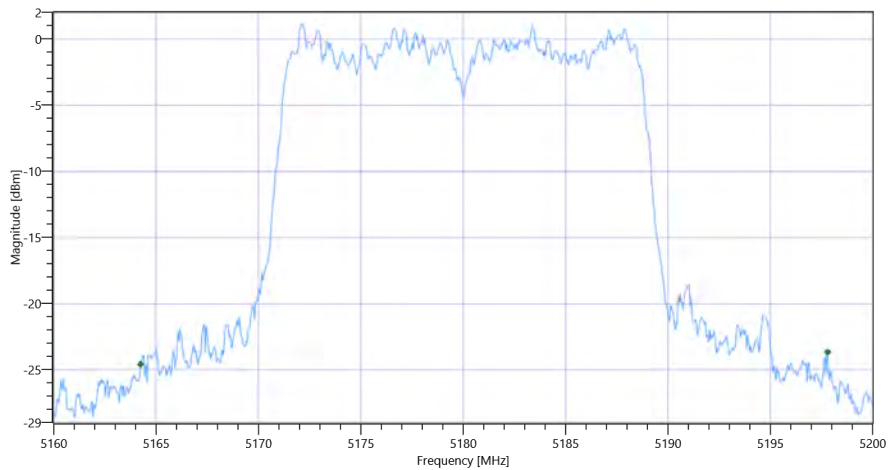


FCC 15.247 # Max output power and psd ~ WLAN5Gx n-HT20 mode U-NII-1 5180 MHz - DutyCycle

Evaluation Bandwidth

RESULT

| Test Description | Lower Limit | Upper Limit | Measured | Unit | Verdict |
|------------------|-------------|-------------|-----------|------|---------|
| Bandwidth 26dB | --- | --- | 33.56 | MHz | INFO |
| T1 26dB | --- | --- | 5164.2400 | MHz | INFO |
| T2 26dB | --- | --- | 5197.8000 | MHz | INFO |



FCC 15.247 # Max output power and psd ~ WLAN5Gx n-HT20 mode U-NII-1_BW

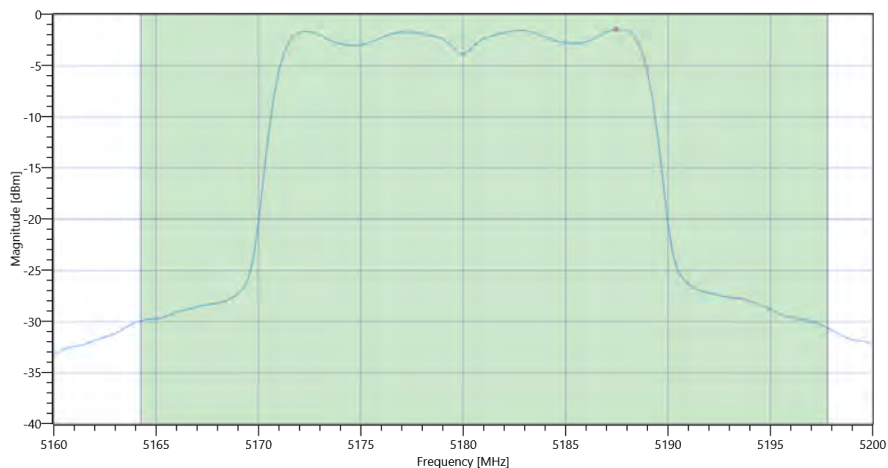
Maximum Output Power

READ SA SETTINGS:

| | |
|------------------------------------------------------|-----------------------|
| RefLevel [dBm] RefLevelOffset [dB] InpAtt [dB] | 18.19 3.39 30 |
| Start [MHz] Stop [MHz] | 5160.000 5200.000 |
| RBW [MHz] VBW [MHz] | 1.000000 3.000000 |
| Detector TraceMode | RMS MAXH |
| Sweep: Time [ms] Count Points per Section Type | 53700 1 161 SWE |

RESULT

| Test Description | Lower Limit | Upper Limit | Measured | Unit | Verdict |
|-------------------------------|-------------|-------------|----------|------|---------|
| Max Output Power | --- | --- | 10.03 | dBm | INFO |
| Duty Cycle Correction | --- | --- | 0 | dB | INFO |
| Limit absolute | | | | | |
| Max Output Power DC corrected | --- | 24 | 10.03 | dBm | PASS |
| Limit: 11 dBm + 10 log 33.56 | | | | | |
| Max Output Power DC corrected | --- | 26.26 | 10.03 | dBm | na |



FCC 15.247 # Max output power and psd ~ WLAN5Gx n-HT20 mode U-NII-1 Max OP and PSD

Power Spectral Density

| RESULT | | | | | |
|-------------------------------------|-------------|-------------|----------|----------|---------|
| Test Description | Lower Limit | Upper Limit | Measured | Unit | Verdict |
| Power Spectral Density | --- | --- | -1.44 | dBm/1MHz | INFO |
| Duty Cycle Correction | --- | --- | 0 | dB | INFO |
| Power Spectral Density DC corrected | --- | 11 | -1.44 | dBm/1MHz | PASS |
| General verdict | | | PASS | | |

ISED RSS247 # Max output power and psd ~ WLAN5Gx n-HT20 mode U-NII-1

| Test References | |
|-----------------------------------|-----------------------------------------------------------|
| TC Start | 15.11.2022 08:43:47 |
| Ambit Temp [°C] Humidity [rel%] | 23.1 45 |
| System Version | 3.3.1.8 |
| Test Specification | ISED RSS247 - |
| Test Method | |
| TC Version | 0.0.1 |
| My Description | ISED Max Output Power & PSD - WLAN5Gx n-HT20 mode U-NII-1 |
| Add. Information | |

| EUT Common Settings WLAN5Gx | |
|-----------------------------|--------|
| Number of Antenna Ports | 1 |
| User Interaction | No |
| Device Class UNII_1 | Client |

| Test Parameter | |
|--------------------------------------------------|----------------------------------------|
| Technology to test | WLAN5Gx n-HT20 mode |
| Antenna Port used | 1 |
| Temperature | nom |
| Voltage | nom |
| Frequency low to test | True Freq [MHz] 5180 |
| Frequency mid to test | False Freq [MHz] 5200 |
| Frequency high to test | False Freq [MHz] 5240 |
| Auto Control enabled Power Supply Climatic Box | No No |
| Additional Path Loss [dB] | 0 |
| Switched Path | EUT - SignalingUnit - SpectrumAnalyzer |

| Test Equipment | |
|----------------------------------------------------------------------------|--|
| Signal analyzer,Rohde&Schwarz,FSV-40,1321.3008K40/101353,3.70 | |
| Switch matrix,Rohde&Schwarz,OSP-B157W8PLUS,1527.1144.05 / 100837,2.10.0.23 | |

Test at TX 5180 MHz

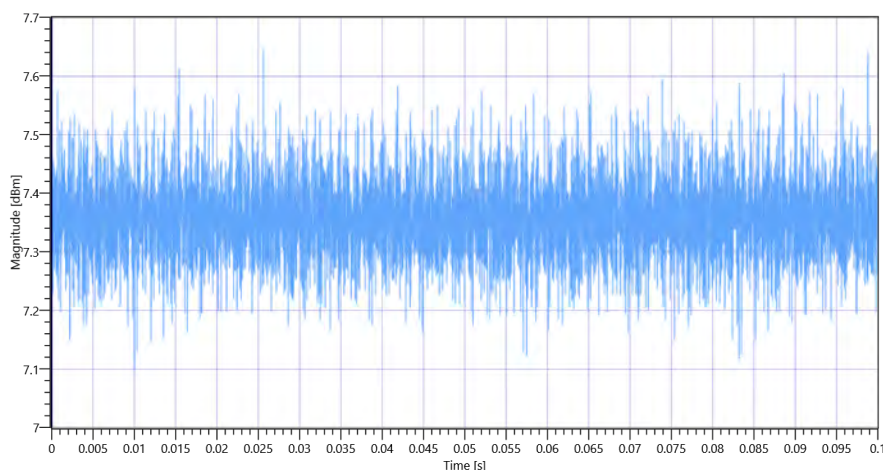
RESULT: Reference Power cond.

| Test Description | Lower Limit | Upper Limit | Measured | Unit | Verdict |
|-------------------------------|-------------|-------------|----------|------|---------|
| Ref. Power 1MHz/1MHz cond. | --- | --- | 6.44 | dBm | INFO |
| Ref. Frequency | --- | --- | 5172.410 | MHz | INFO |

Evaluation max. Duty Cycle

Duty Cycle evaluation

| Test Description | Lower Limit | Upper Limit | Measured | Unit | Verdict |
|------------------------------------------------------------|-------------|-------------|----------|------|---------|
| No enough Bursts detected, Duty Cycle Burst Ratio set to 1 | | | | | |
| Duty Cycle (Burst Ratio) max | --- | --- | 1 | --- | INFO |
| Duty Cycle max | --- | --- | 0 | dB | INFO |
| Duty Cycle (Burst Ratio) min | --- | --- | 1 | --- | INFO |
| Duty Cycle min | --- | --- | 0 | dB | INFO |

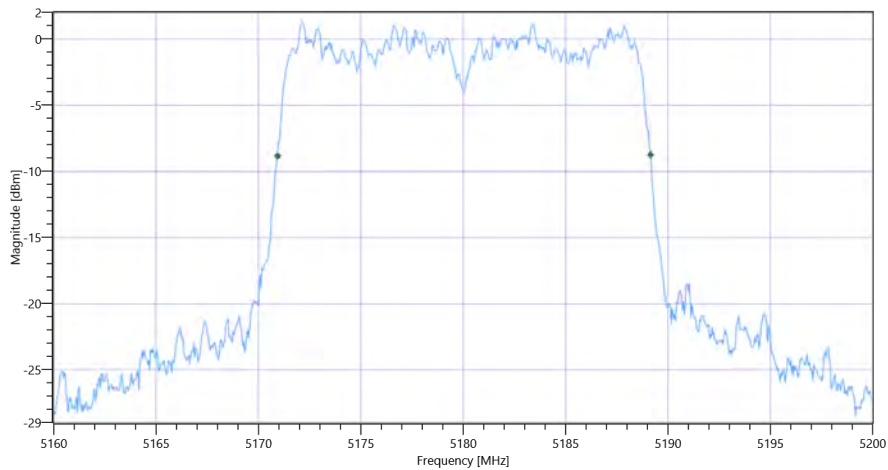


ISED RSS247 # Max output power and psd ~ WLAN5Gx n-HT20 mode U-NII-1 5180 MHz - DutyCycle

Evaluation Bandwidth

RESULT

| Test Description | Lower Limit | Upper Limit | Measured | Unit | Verdict |
|------------------|-------------|-------------|-----------|------|---------|
| Bandwidth 99% | --- | --- | 18.222 | MHz | INFO |
| T1 99% | --- | --- | 5170.9291 | MHz | INFO |
| T2 99% | --- | --- | 5189.1508 | MHz | INFO |



ISED RSS247 # Max output power and psd ~ WLAN5Gx n-HT20 mode U-NII-1_BW

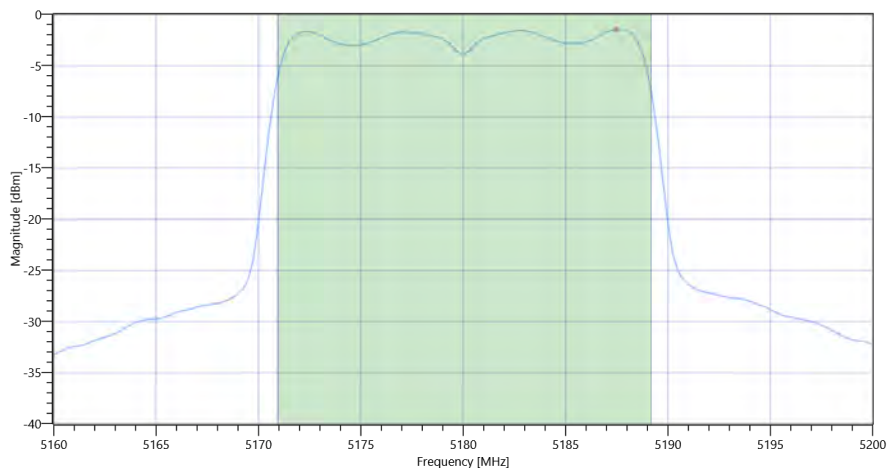
Maximum Output Power

READ SA SETTINGS:

| | |
|------------------------------------------------------|-----------------------|
| RefLevel [dBm] RefLevelOffset [dB] InpAtt [dB] | 18.44 3.39 30 |
| Start [MHz] Stop [MHz] | 5160.000 5200.000 |
| RBW [MHz] VBW [MHz] | 1.000000 3.000000 |
| Detector TraceMode | RMS MAXH |
| Sweep: Time [ms] Count Points per Section Type | 53700 1 161 SWE |

RESULT

| Test Description | Lower Limit | Upper Limit | Measured | Unit | Verdict |
|-------------------------------|-------------|-------------|----------|------|---------|
| Max Output Power | --- | --- | 9.96 | dBm | INFO |
| Duty Cycle Correction | --- | --- | 0 | dB | INFO |
| Limit absolute | | | | | |
| Max Output Power DC corrected | --- | 24 | 9.96 | dBm | na |
| Limit: 11 dBm + 10 log 18.222 | | | | | |
| Max Output Power DC corrected | --- | 23.61 | 9.96 | dBm | na |



ISED RSS247 # Max output power and psd ~ WLAN5Gx n-HT20 mode U-NII-1 Max OP and PSD

Power Spectral Density

| RESULT | | | | | |
|-------------------------------------|-------------|-------------|----------|----------|---------|
| Test Description | Lower Limit | Upper Limit | Measured | Unit | Verdict |
| Power Spectral Density | --- | --- | -1.45 | dBm/1MHz | INFO |
| Duty Cycle Correction | --- | --- | 0 | dB | INFO |
| Power Spectral Density DC corrected | --- | 11 | -1.45 | dBm/1MHz | PASS |
| General verdict | | | PASS | | |

FCC 15.407, ISED RSS247 # Bandwidths 99PCT and 26dB ~ WLAN5Gx n-HT20 mode U-NII-1

| Test References | |
|-----------------------------------|-----------------------------------------------------|
| TC Start | 15.11.2022 08:45:32 |
| Ambit Temp [°C] Humidity [rel%] | 23.2 45 |
| System Version | 3.3.1.8 |
| Test Specification | FCC 15.407, ISED RSS247 - |
| Test Method | 26dB Bandwidth KDB789033 D02, C.1 / ISED RSS-GEN |
| TC Version | 0.0.1 |
| My Description | FCC 15.407 Bandwidths - WLAN5Gx n-HT20 mode U-NII-1 |
| Add. Information | |

| EUT Common Settings WLAN5Gx | |
|-----------------------------|--------|
| Number of Antenna Ports | 1 |
| User Interaction | No |
| Device Class UNII_1 | Client |

| Test Parameter | |
|--------------------------------------------------|----------------------------------------|
| Technology to test | WLAN5Gx n-HT20 mode |
| Antenna Port used | 1 |
| Temperature | nom |
| Voltage | nom |
| Frequency low to test | True Freq [MHz] 5180 |
| Frequency mid to test | False Freq [MHz] 5200 |
| Frequency high to test | False Freq [MHz] 5240 |
| Auto Control enabled Power Supply Climatic Box | No No |
| Additional Path Loss [dB] | 0 |
| Switched Path | EUT - SignalingUnit - SpectrumAnalyzer |

| Test Equipment | |
|----------------------------------------------------------------------------|--|
| Signal analyzer,Rohde&Schwarz,FSV-40,1321.3008K40/101353,3.70 | |
| Switch matrix,Rohde&Schwarz,OSP-B157W8PLUS,1527.1144.05 / 100837,2.10.0.23 | |

Test at TX 5180 MHz

RESULT: Reference Power cond.

| Test Description | Lower Limit | Upper Limit | Measured | Unit | Verdict |
|-------------------------------|-------------|-------------|----------|------|---------|
| Ref. Power 1MHz/1MHz cond. | --- | --- | 6.63 | dBm | INFO |
| Ref. Frequency | --- | --- | 5187.790 | MHz | INFO |

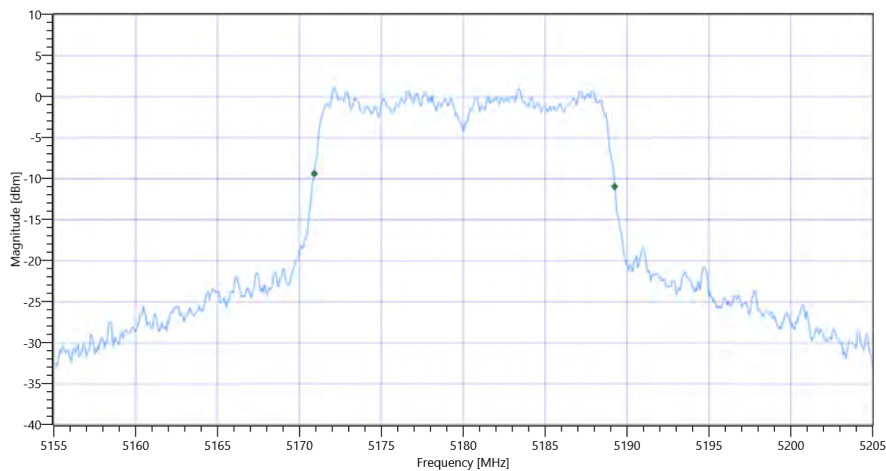
READ SA SETTINGS:

| | |
|------------------------------------------------------|-----------------------|
| RefLevel [dBm] RefLevelOffset [dB] InpAtt [dB] | 14.63 3.39 30 |
| Start [MHz] Stop [MHz] | 5155.000 5205.000 |
| RBW [MHz] VBW [MHz] | 0.300000 1.000000 |
| Detector TraceMode | POS MAXH |
| Sweep: Time [ms] Count Points per Section Type | 1 2500 1001 SWE |

RESULT

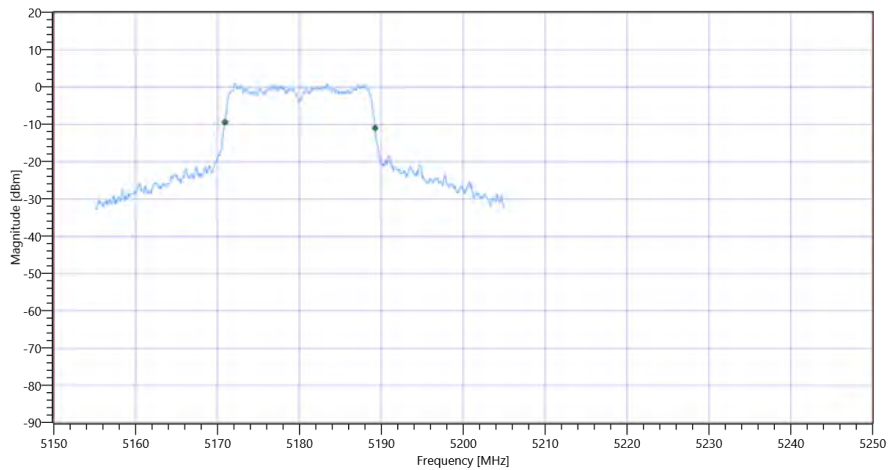
| Test Description | Lower Limit | Upper Limit | Measured | Unit | Verdict |
|------------------|-------------|-------------|-----------|------|---------|
| Bandwidth 99% | --- | --- | 18.332 | MHz | INFO |
| T1 99% | 5150.000000 | --- | 5170.9091 | MHz | PASS |
| T2 99% | --- | 5250.000000 | 5189.2408 | MHz | PASS |

Plot: Bandwidth only



FCC 15.407, ISED RSS247 # Bandwidths 99PCT and 26dB ~ WLAN5Gx n-HT20 mode U-NII-1 99PCT

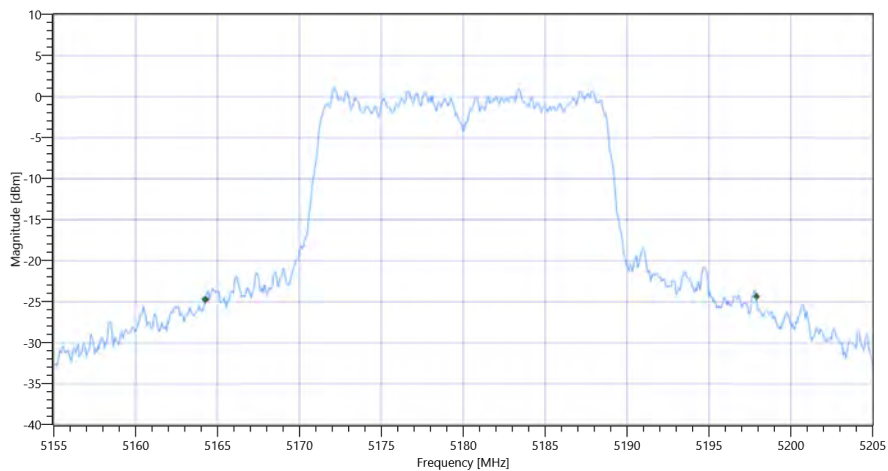
Plot: Bandwidth within Band



FCC 15.407, ISED RSS247 # Bandwidths 99PCT and 26dB ~ WLAN5Gx n-HT20 mode U-NII-1

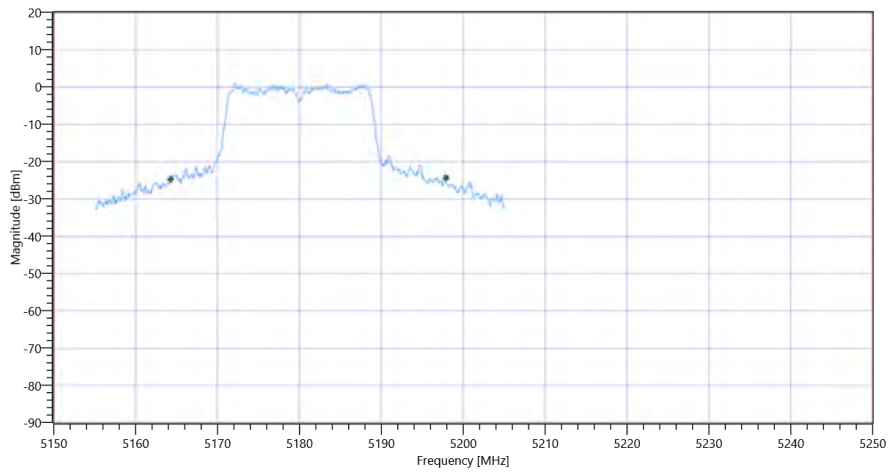
| RESULT | | | | | | |
|------------------|-------------|-------------|-----------|------|---------|--|
| Test Description | Lower Limit | Upper Limit | Measured | Unit | Verdict | |
| Bandwidth 26dB | --- | --- | 33.65 | MHz | INFO | |
| T1 26dB | 5150.000000 | --- | 5164.2500 | MHz | PASS | |
| T2 26dB | --- | 5250.000000 | 5197.9000 | MHz | PASS | |

Plot: Bandwidth only



FCC 15.407, ISED RSS247 # Bandwidths 99PCT and 26dB ~ WLAN5Gx n-HT20 mode U-NII-1 26dB

Plot: Bandwidth within Band



FCC 15.407, ISED RSS247 # Bandwidths 99PCT and 26dB ~ WLAN5Gx n-HT20 mode U-NII-1

General verdict

PASS

Message with SA scan ~

| Test References | |
|-----------------------------------|-------------------------------------|
| TC Start | 15.11.2022 08:46:30 |
| Ambit Temp [°C] Humidity [rel%] | 23.2 45 |
| System Version | 3.3.1.8 |
| Test Specification | - |
| Test Method | |
| TC Version | 0.0.1 |
| My Description | Message with SA Scan n_HT20_U_NIL_1 |
| Add. Information | |

| Test Parameter | |
|----------------|-------------------------------------------------------|
| Switched Path | EUT - SignalingUnit - SpectrumAnalyzer |
| Message start | 15.11.2022 08:46:31 |
| Message | set WLAN5Gx to n_HT20_U_NIL_1, Frequency [MHz] 5200 , |

| Test Equipment | |
|----------------------------------------------------------------------------|--|
| Signal analyzer,Rohde&Schwarz,FSV-40,1321.3008K40/101353,3.70 | |
| Switch matrix,Rohde&Schwarz,OSP-B157W8PLUS,1527.1144.05 / 100837,2.10.0.23 | |

General verdict

INFO

Common 5Gx 6Gx # Peak output power 3MHz/3MHz ~ WLAN5Gx n-HT20 mode U-NII-1

| Test References | |
|-----------------------------------|-------------------------------------------------|
| TC Start | 15.11.2022 08:47:14 |
| Ambit Temp [°C] Humidity [rel%] | 23.2 45 |
| System Version | 3.3.1.8 |
| Test Specification | Common 5Gx 6Gx - none |
| Test Method | |
| TC Version | 0.0.1 |
| My Description | Peak OP 3MHz/3MHz - WLAN5Gx n-HT20 mode U-NII-1 |
| Add. Information | |

| EUT Common Settings WLAN5Gx | |
|-----------------------------|--------|
| Number of Antenna Ports | 1 |
| User Interaction | No |
| Device Class UNII_1 | Client |

| Test Parameter | |
|--------------------------------------------------|----------------------------------------|
| Technology to test | WLAN5Gx n-HT20 mode |
| Antenna Port used | 1 |
| Temperature | nom |
| Voltage | nom |
| Frequency low to test | False Freq [MHz] 5180 |
| Frequency mid to test | True Freq [MHz] 5200 |
| Frequency high to test | False Freq [MHz] 5240 |
| Auto Control enabled Power Supply Climatic Box | No No |
| Additional Path Loss [dB] | 0 |
| Switched Path | EUT - SignalingUnit - SpectrumAnalyzer |

| Test Equipment | |
|----------------------------------------------------------------------------|--|
| Signal analyzer,Rohde&Schwarz,FSV-40,1321.3008K40/101353,3.70 | |
| Switch matrix,Rohde&Schwarz,OSP-B157W8PLUS,1527.1144.05 / 100837,2.10.0.23 | |

Test at TX 5200 MHz

RESULT: Reference Power cond.

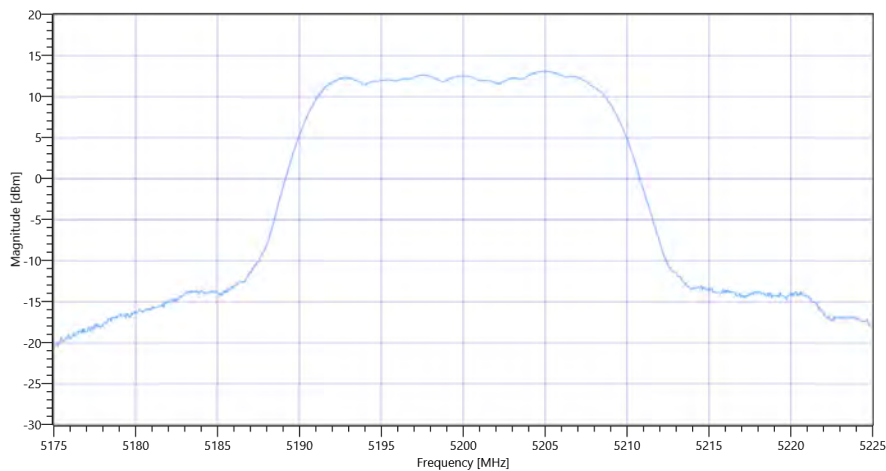
| Test Description | Lower Limit | Upper Limit | Measured | Unit | Verdict |
|-------------------------------|-------------|-------------|----------|------|---------|
| Ref. Power 1MHz/1MHz cond. | --- | --- | 6.58 | dBm | INFO |
| Ref. Frequency | --- | --- | 5203.400 | MHz | INFO |

READ SA SETTINGS:

| | |
|------------------------------------------------------|-----------------------|
| RefLevel [dBm] RefLevelOffset [dB] InpAtt [dB] | 18.58 3.4 35 |
| Start [MHz] Stop [MHz] | 5175.000 5225.000 |
| RBW [MHz] VBW [MHz] | 3.000000 3.000000 |
| Detector TraceMode | POS MAXH |
| Sweep: Time [ms] Count Points per Section Type | 300 20 1001 SWE |

RESULT

| Test Description | Lower Limit | Upper Limit | Measured | Unit | Verdict |
|-------------------|-------------|-------------|-----------|------|---------|
| Peak Power | --- | --- | 13.07 | dBm | INFO |
| Peak Power | --- | --- | 20.276827 | mW | INFO |
| Frequency at Peak | --- | --- | 5204.895 | MHz | INFO |



Common 5Gx 6Gx # Peak output power 3MHz-3MHz ~ WLAN5Gx n-HT20 mode U-NII-1

General verdict

PASS

FCC 15.247 # Max output power and psd ~ WLAN5Gx n-HT20 mode U-NII-1

| Test References | |
|-----------------------------------|-----------------------------------------------------------------|
| TC Start | 15.11.2022 08:47:43 |
| Ambit Temp [°C] Humidity [rel%] | 23.2 45 |
| System Version | 3.3.1.8 |
| Test Specification | FCC 15.247 - |
| Test Method | KDB789033 D02, F., E.2.e. |
| TC Version | 0.0.1 |
| My Description | FCC 15.407 Max Output Power & PSD - WLAN5Gx n-HT20 mode U-NII-1 |
| Add. Information | |

| EUT Common Settings WLAN5Gx | |
|-----------------------------|--------|
| Number of Antenna Ports | 1 |
| User Interaction | No |
| Device Class UNII_1 | Client |

| Test Parameter | |
|--------------------------------------------------|----------------------------------------|
| Technology to test | WLAN5Gx n-HT20 mode |
| Antenna Port used | 1 |
| Temperature | nom |
| Voltage | nom |
| Frequency low to test | False Freq [MHz] 5180 |
| Frequency mid to test | True Freq [MHz] 5200 |
| Frequency high to test | False Freq [MHz] 5240 |
| Auto Control enabled Power Supply Climatic Box | No No |
| Additional Path Loss [dB] | 0 |
| Switched Path | EUT - SignalingUnit - SpectrumAnalyzer |

| Test Equipment | |
|----------------------------------------------------------------------------|--|
| Signal analyzer,Rohde&Schwarz,FSV-40,1321.3008K40/101353,3.70 | |
| Switch matrix,Rohde&Schwarz,OSP-B157W8PLUS,1527.1144.05 / 100837,2.10.0.23 | |

Test at TX 5200 MHz

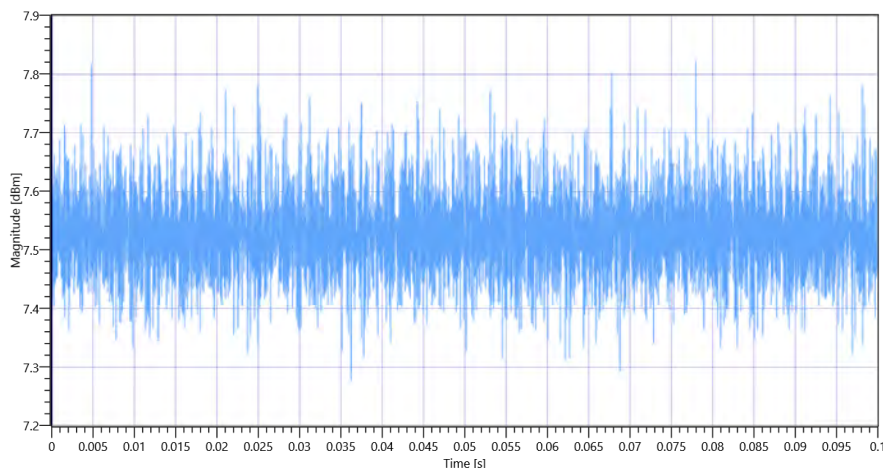
RESULT: Reference Power cond.

| Test Description | Lower Limit | Upper Limit | Measured | Unit | Verdict |
|-------------------------------|-------------|-------------|----------|------|---------|
| Ref. Power 1MHz/1MHz cond. | --- | --- | 6.60 | dBm | INFO |
| Ref. Frequency | --- | --- | 5197.400 | MHz | INFO |

Evaluation max. Duty Cycle

Duty Cycle evaluation

| Test Description | Lower Limit | Upper Limit | Measured | Unit | Verdict |
|------------------------------------------------------------|-------------|-------------|----------|------|---------|
| No enough Bursts detected, Duty Cycle Burst Ratio set to 1 | | | | | |
| Duty Cycle (Burst Ratio) max | --- | --- | 1 | --- | INFO |
| Duty Cycle max | --- | --- | 0 | dB | INFO |
| Duty Cycle (Burst Ratio) min | --- | --- | 1 | --- | INFO |
| Duty Cycle min | --- | --- | 0 | dB | INFO |

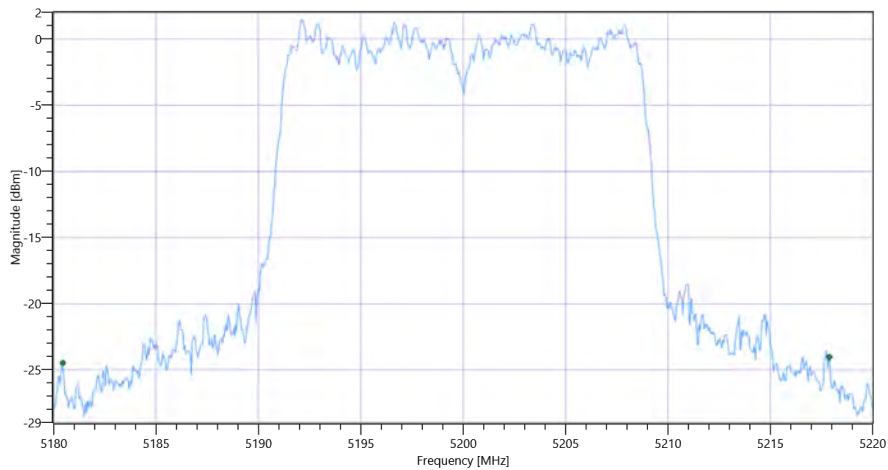


FCC 15.247 # Max output power and psd ~ WLAN5Gx n-HT20 mode U-NII-1 5200 MHz - DutyCycle

Evaluation Bandwidth

RESULT

| Test Description | Lower Limit | Upper Limit | Measured | Unit | Verdict |
|------------------|-------------|-------------|-----------|------|---------|
| Bandwidth 26dB | --- | --- | 37.44 | MHz | INFO |
| T1 26dB | --- | --- | 5180.4400 | MHz | INFO |
| T2 26dB | --- | --- | 5217.8800 | MHz | INFO |



FCC 15.247 # Max output power and psd ~ WLAN5Gx n-HT20 mode U-NII-1_BW

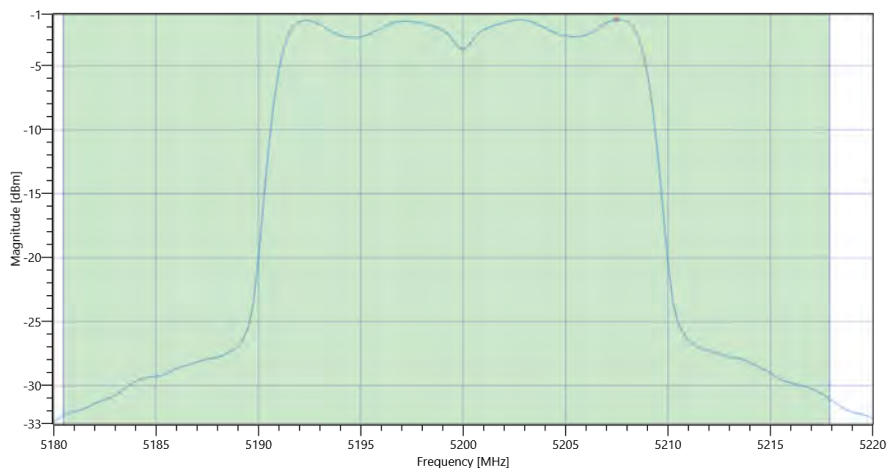
Maximum Output Power

READ SA SETTINGS:

| | |
|------------------------------------------------------|-----------------------|
| RefLevel [dBm] RefLevelOffset [dB] InpAtt [dB] | 18.60 3.4 30 |
| Start [MHz] Stop [MHz] | 5180.000 5220.000 |
| RBW [MHz] VBW [MHz] | 1.000000 3.000000 |
| Detector TraceMode | RMS MAXH |
| Sweep: Time [ms] Count Points per Section Type | 53700 1 161 SWE |

RESULT

| Test Description | Lower Limit | Upper Limit | Measured | Unit | Verdict |
|-------------------------------|-------------|-------------|----------|------|---------|
| Max Output Power | --- | --- | 10.19 | dBm | INFO |
| Duty Cycle Correction | --- | --- | 0 | dB | INFO |
| Limit absolute | | | | | |
| Max Output Power DC corrected | --- | 24 | 10.19 | dBm | PASS |
| Limit: 11 dBm + 10 log 37.44 | | | | | |
| Max Output Power DC corrected | --- | 26.73 | 10.19 | dBm | na |



FCC 15.247 # Max output power and psd ~ WLAN5Gx n-HT20 mode U-NII-1 Max OP and PSD

Power Spectral Density

| RESULT | | | | | |
|-------------------------------------|-------------|-------------|----------|----------|---------|
| Test Description | Lower Limit | Upper Limit | Measured | Unit | Verdict |
| Power Spectral Density | --- | --- | -1.39 | dBm/1MHz | INFO |
| Duty Cycle Correction | --- | --- | 0 | dB | INFO |
| Power Spectral Density DC corrected | --- | 11 | -1.39 | dBm/1MHz | PASS |
| General verdict | | | PASS | | |

ISED RSS247 # Max output power and psd ~ WLAN5Gx n-HT20 mode U-NII-1

| Test References | |
|-----------------------------------|-----------------------------------------------------------|
| TC Start | 15.11.2022 08:49:25 |
| Ambit Temp [°C] Humidity [rel%] | 23.2 45 |
| System Version | 3.3.1.8 |
| Test Specification | ISED RSS247 - |
| Test Method | |
| TC Version | 0.0.1 |
| My Description | ISED Max Output Power & PSD - WLAN5Gx n-HT20 mode U-NII-1 |
| Add. Information | |

| EUT Common Settings WLAN5Gx | |
|-----------------------------|--------|
| Number of Antenna Ports | 1 |
| User Interaction | No |
| Device Class UNII_1 | Client |

| Test Parameter | |
|--------------------------------------------------|----------------------------------------|
| Technology to test | WLAN5Gx n-HT20 mode |
| Antenna Port used | 1 |
| Temperature | nom |
| Voltage | nom |
| Frequency low to test | False Freq [MHz] 5180 |
| Frequency mid to test | True Freq [MHz] 5200 |
| Frequency high to test | False Freq [MHz] 5240 |
| Auto Control enabled Power Supply Climatic Box | No No |
| Additional Path Loss [dB] | 0 |
| Switched Path | EUT - SignalingUnit - SpectrumAnalyzer |

| Test Equipment | |
|----------------------------------------------------------------------------|--|
| Signal analyzer,Rohde&Schwarz,FSV-40,1321.3008K40/101353,3.70 | |
| Switch matrix,Rohde&Schwarz,OSP-B157W8PLUS,1527.1144.05 / 100837,2.10.0.23 | |

Test at TX 5200 MHz

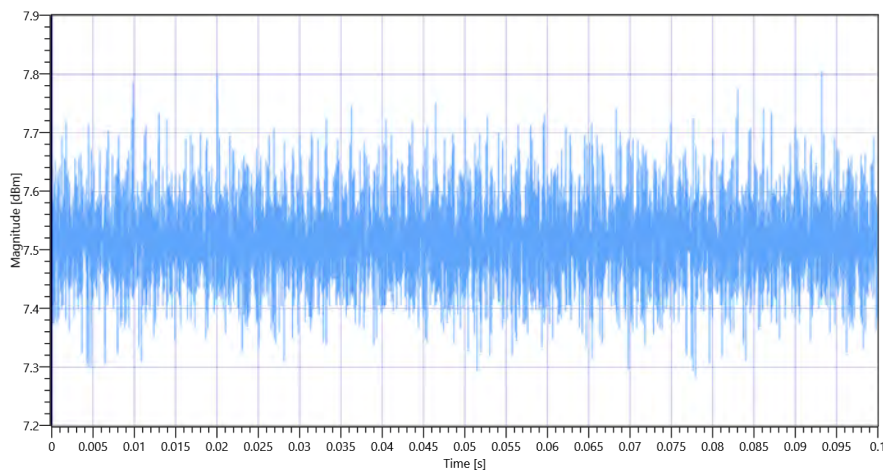
RESULT: Reference Power cond.

| Test Description | Lower Limit | Upper Limit | Measured | Unit | Verdict |
|-------------------------------|-------------|-------------|----------|------|---------|
| Ref. Power 1MHz/1MHz cond. | --- | --- | 6.88 | dBm | INFO |
| Ref. Frequency | --- | --- | 5202.800 | MHz | INFO |

Evaluation max. Duty Cycle

Duty Cycle evaluation

| Test Description | Lower Limit | Upper Limit | Measured | Unit | Verdict |
|------------------------------------------------------------|-------------|-------------|----------|------|---------|
| No enough Bursts detected, Duty Cycle Burst Ratio set to 1 | | | | | |
| Duty Cycle (Burst Ratio) max | --- | --- | 1 | --- | INFO |
| Duty Cycle max | --- | --- | 0 | dB | INFO |
| Duty Cycle (Burst Ratio) min | --- | --- | 1 | --- | INFO |
| Duty Cycle min | --- | --- | 0 | dB | INFO |

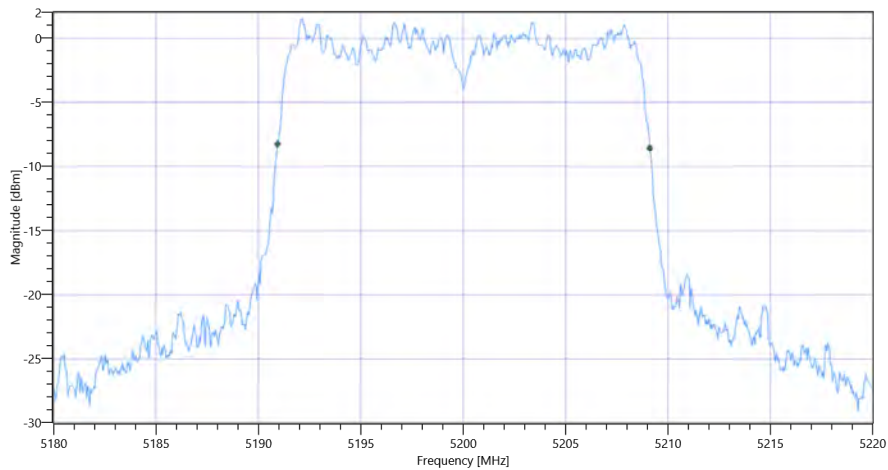


ISED RSS247 # Max output power and psd ~ WLAN5Gx n-HT20 mode U-NII-1 5200 MHz - DutyCycle

Evaluation Bandwidth

RESULT

| Test Description | Lower Limit | Upper Limit | Measured | Unit | Verdict |
|------------------|-------------|-------------|-----------|------|---------|
| Bandwidth 99% | --- | --- | 18.182 | MHz | INFO |
| T1 99% | --- | --- | 5190.9291 | MHz | INFO |
| T2 99% | --- | --- | 5209.1109 | MHz | INFO |



ISED RSS247 # Max output power and psd ~ WLAN5Gx n-HT20 mode U-NII-1_BW

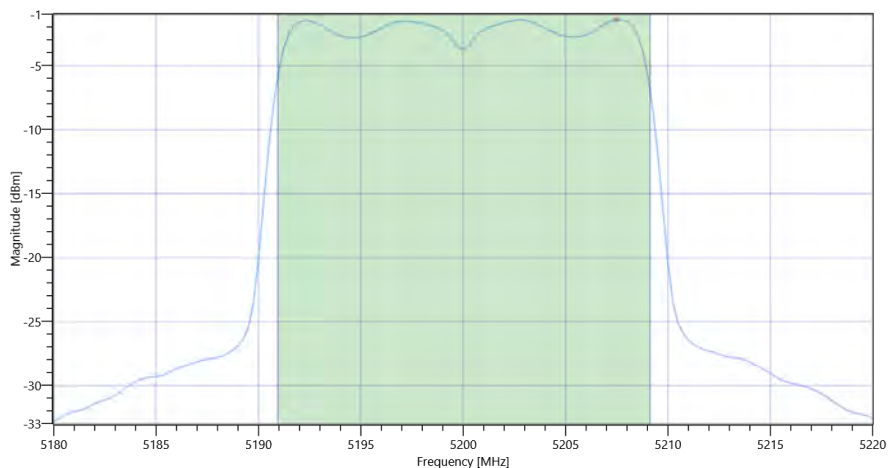
Maximum Output Power

READ SA SETTINGS:

| | |
|------------------------------------------------------|-----------------------|
| RefLevel [dBm] RefLevelOffset [dB] InpAtt [dB] | 18.88 3.4 30 |
| Start [MHz] Stop [MHz] | 5180.000 5220.000 |
| RBW [MHz] VBW [MHz] | 1.000000 3.000000 |
| Detector TraceMode | RMS MAXH |
| Sweep: Time [ms] Count Points per Section Type | 53700 1 161 SWE |

RESULT

| Test Description | Lower Limit | Upper Limit | Measured | Unit | Verdict |
|-------------------------------|-------------|-------------|----------|------|---------|
| Max Output Power | --- | --- | 10.12 | dBm | INFO |
| Duty Cycle Correction | --- | --- | 0 | dB | INFO |
| Limit absolute | | | | | |
| Max Output Power DC corrected | --- | 24 | 10.12 | dBm | na |
| Limit: 11 dBm + 10 log 18.182 | | | | | |
| Max Output Power DC corrected | --- | 23.6 | 10.12 | dBm | na |



ISED RSS247 # Max output power and psd ~ WLAN5Gx n-HT20 mode U-NII-1 Max OP and PSD

Power Spectral Density

| RESULT | | | | | |
|-------------------------------------|-------------|-------------|----------|----------|---------|
| Test Description | Lower Limit | Upper Limit | Measured | Unit | Verdict |
| Power Spectral Density | --- | --- | -1.4 | dBm/1MHz | INFO |
| Duty Cycle Correction | --- | --- | 0 | dB | INFO |
| Power Spectral Density DC corrected | --- | 11 | -1.4 | dBm/1MHz | PASS |
| General verdict | | | PASS | | |

FCC 15.407, ISED RSS247 # Bandwidths 99PCT and 26dB ~ WLAN5Gx n-HT20 mode U-NII-1

| Test References | |
|-----------------------------------|-----------------------------------------------------|
| TC Start | 15.11.2022 08:51:08 |
| Ambit Temp [°C] Humidity [rel%] | 23.3 45 |
| System Version | 3.3.1.8 |
| Test Specification | FCC 15.407, ISED RSS247 - |
| Test Method | 26dB Bandwidth KDB789033 D02, C.1 / ISED RSS-GEN |
| TC Version | 0.0.1 |
| My Description | FCC 15.407 Bandwidths - WLAN5Gx n-HT20 mode U-NII-1 |
| Add. Information | |

| EUT Common Settings WLAN5Gx | |
|-----------------------------|--------|
| Number of Antenna Ports | 1 |
| User Interaction | No |
| Device Class UNII_1 | Client |

| Test Parameter | |
|--------------------------------------------------|----------------------------------------|
| Technology to test | WLAN5Gx n-HT20 mode |
| Antenna Port used | 1 |
| Temperature | nom |
| Voltage | nom |
| Frequency low to test | False Freq [MHz] 5180 |
| Frequency mid to test | True Freq [MHz] 5200 |
| Frequency high to test | False Freq [MHz] 5240 |
| Auto Control enabled Power Supply Climatic Box | No No |
| Additional Path Loss [dB] | 0 |
| Switched Path | EUT - SignalingUnit - SpectrumAnalyzer |

| Test Equipment | |
|----------------------------------------------------------------------------|--|
| Signal analyzer,Rohde&Schwarz,FSV-40,1321.3008K40/101353,3.70 | |
| Switch matrix,Rohde&Schwarz,OSP-B157W8PLUS,1527.1144.05 / 100837,2.10.0.23 | |

Test at TX 5200 MHz

RESULT: Reference Power cond.

| Test Description | Lower Limit | Upper Limit | Measured | Unit | Verdict |
|-------------------------------|-------------|-------------|----------|------|---------|
| Ref. Power 1MHz/1MHz cond. | --- | --- | 6.85 | dBm | INFO |
| Ref. Frequency | --- | --- | 5192.610 | MHz | INFO |

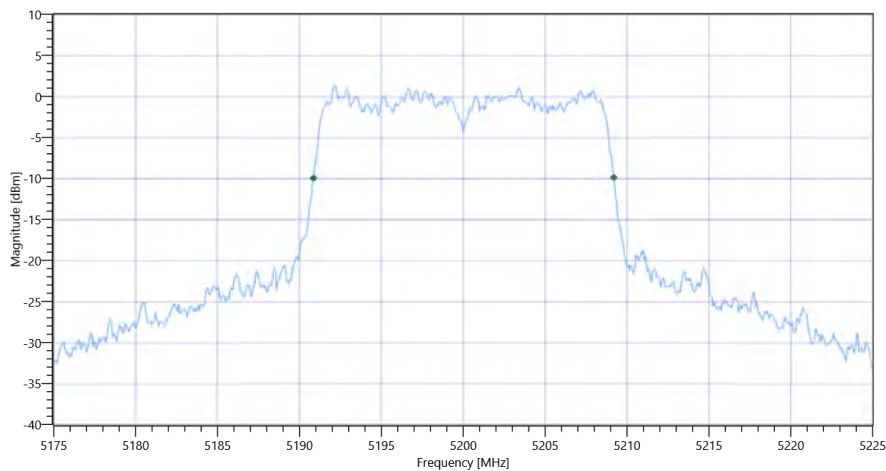
READ SA SETTINGS:

| | |
|------------------------------------------------------|-----------------------|
| RefLevel [dBm] RefLevelOffset [dB] InpAtt [dB] | 14.85 3.4 30 |
| Start [MHz] Stop [MHz] | 5175.000 5225.000 |
| RBW [MHz] VBW [MHz] | 0.300000 1.000000 |
| Detector TraceMode | POS MAXH |
| Sweep: Time [ms] Count Points per Section Type | 1 2500 1001 SWE |

RESULT

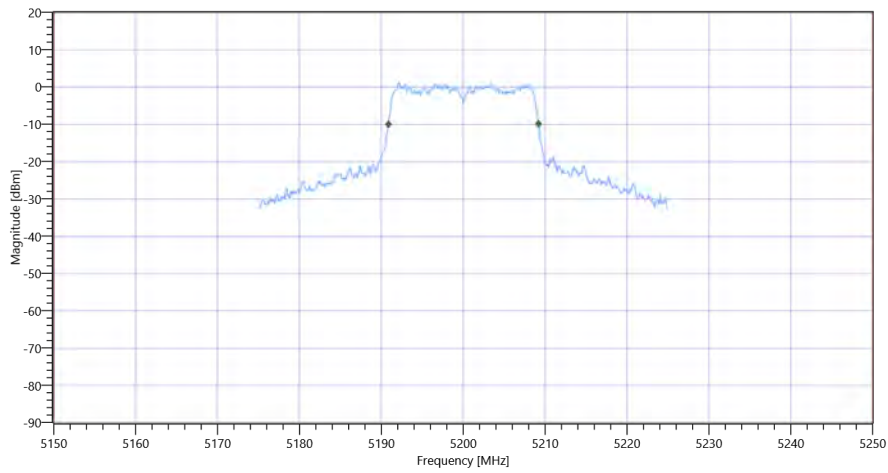
| Test Description | Lower Limit | Upper Limit | Measured | Unit | Verdict |
|------------------|-------------|-------------|-----------|------|---------|
| Bandwidth 99% | --- | --- | 18.332 | MHz | INFO |
| T1 99% | 5150.000000 | --- | 5190.8591 | MHz | PASS |
| T2 99% | --- | 5250.000000 | 5209.1908 | MHz | PASS |

Plot: Bandwidth only



FCC 15.407, ISED RSS247 # Bandwidths 99PCT and 26dB ~ WLAN5Gx n-HT20 mode U-NII-1 99PCT

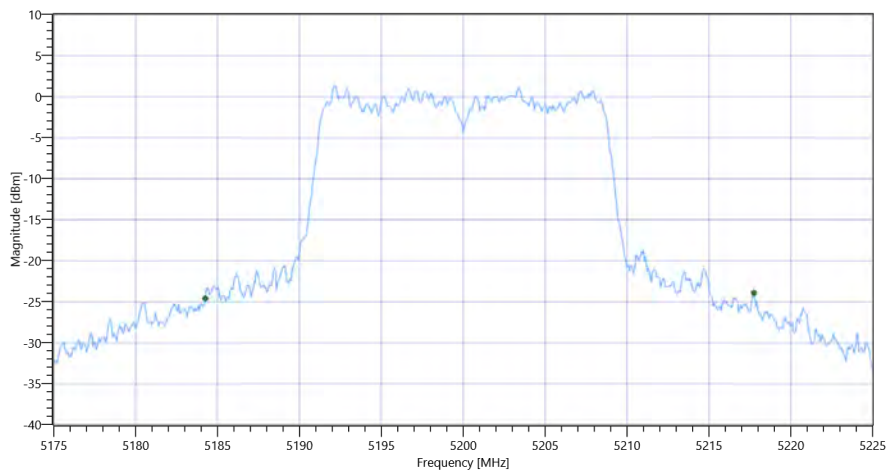
Plot: Bandwidth within Band



FCC 15.407, ISED RSS247 # Bandwidths 99PCT and 26dB ~ WLAN5Gx n-HT20 mode U-NII-1

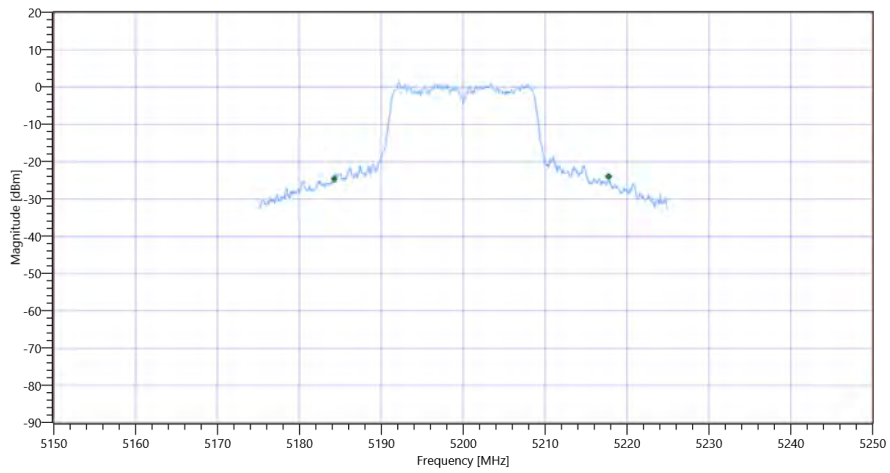
| RESULT | | | | | |
|------------------|-------------|-------------|-----------|------|---------|
| Test Description | Lower Limit | Upper Limit | Measured | Unit | Verdict |
| Bandwidth 26dB | --- | --- | 33.5 | MHz | INFO |
| T1 26dB | 5150.000000 | --- | 5184.2500 | MHz | PASS |
| T2 26dB | --- | 5250.000000 | 5217.7500 | MHz | PASS |

Plot: Bandwidth only



FCC 15.407, ISED RSS247 # Bandwidths 99PCT and 26dB ~ WLAN5Gx n-HT20 mode U-NII-1 26dB

Plot: Bandwidth within Band



FCC 15.407, ISED RSS247 # Bandwidths 99PCT and 26dB ~ WLAN5Gx n-HT20 mode U-NII-1

General verdict

PASS

Message with SA scan ~

| Test References | |
|-----------------------------------|-------------------------------------|
| TC Start | 15.11.2022 08:52:05 |
| Ambit Temp [°C] Humidity [rel%] | 23.3 45 |
| System Version | 3.3.1.8 |
| Test Specification | - |
| Test Method | |
| TC Version | 0.0.1 |
| My Description | Message with SA Scan n_HT20_U_NIL_1 |
| Add. Information | |

| Test Parameter | |
|----------------|-----------------------------------------------------|
| Switched Path | EUT - SignalingUnit - SpectrumAnalyzer |
| Message start | 15.11.2022 08:52:06 |
| Message | set WLAN5Gx to n_HT20_U_NIL_1, Frequency [MHz] 5240 |

| Test Equipment | |
|----------------------------------------------------------------------------|--|
| Signal analyzer,Rohde&Schwarz,FSV-40,1321.3008K40/101353,3.70 | |
| Switch matrix,Rohde&Schwarz,OSP-B157W8PLUS,1527.1144.05 / 100837,2.10.0.23 | |

General verdict

INFO

Common 5Gx 6Gx # Peak output power 3MHz/3MHz ~ WLAN5Gx n-HT20 mode U-NII-1

| Test References | |
|-----------------------------------|-------------------------------------------------|
| TC Start | 15.11.2022 08:53:17 |
| Ambit Temp [°C] Humidity [rel%] | 23.3 45 |
| System Version | 3.3.1.8 |
| Test Specification | Common 5Gx 6Gx - none |
| Test Method | |
| TC Version | 0.0.1 |
| My Description | Peak OP 3MHz/3MHz - WLAN5Gx n-HT20 mode U-NII-1 |
| Add. Information | |

| EUT Common Settings WLAN5Gx | |
|-----------------------------|--------|
| Number of Antenna Ports | 1 |
| User Interaction | No |
| Device Class UNII_1 | Client |

| Test Parameter | |
|--------------------------------------------------|----------------------------------------|
| Technology to test | WLAN5Gx n-HT20 mode |
| Antenna Port used | 1 |
| Temperature | nom |
| Voltage | nom |
| Frequency low to test | False Freq [MHz] 5180 |
| Frequency mid to test | False Freq [MHz] 5200 |
| Frequency high to test | True Freq [MHz] 5240 |
| Auto Control enabled Power Supply Climatic Box | No No |
| Additional Path Loss [dB] | 0 |
| Switched Path | EUT - SignalingUnit - SpectrumAnalyzer |

| Test Equipment | |
|----------------------------------------------------------------------------|--|
| Signal analyzer,Rohde&Schwarz,FSV-40,1321.3008K40/101353,3.70 | |
| Switch matrix,Rohde&Schwarz,OSP-B157W8PLUS,1527.1144.05 / 100837,2.10.0.23 | |

Test at TX 5240 MHz

RESULT: Reference Power cond.

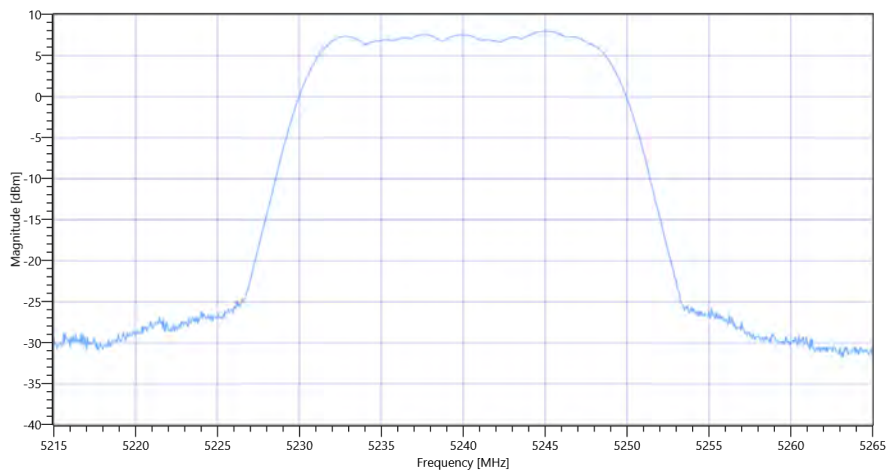
| Test Description | Lower Limit | Upper Limit | Measured | Unit | Verdict |
|-------------------------------|-------------|-------------|----------|------|---------|
| Ref. Power 1MHz/1MHz cond. | --- | --- | 2.23 | dBm | INFO |
| Ref. Frequency | --- | --- | 5232.610 | MHz | INFO |

READ SA SETTINGS:

| | |
|------------------------------------------------------|-----------------------|
| RefLevel [dBm] RefLevelOffset [dB] InpAtt [dB] | 14.23 3.41 30 |
| Start [MHz] Stop [MHz] | 5215.000 5265.000 |
| RBW [MHz] VBW [MHz] | 3.000000 3.000000 |
| Detector TraceMode | POS MAXH |
| Sweep: Time [ms] Count Points per Section Type | 300 20 1001 SWE |

RESULT

| Test Description | Lower Limit | Upper Limit | Measured | Unit | Verdict |
|-------------------|-------------|-------------|----------|------|---------|
| Peak Power | --- | --- | 7.98 | dBm | INFO |
| Peak Power | --- | --- | 6.280584 | mW | INFO |
| Frequency at Peak | --- | --- | 5245.045 | MHz | INFO |



Common 5Gx 6Gx # Peak output power 3MHz-3MHz ~ WLAN5Gx n-HT20 mode U-NII-1

General verdict

PASS

FCC 15.247 # Max output power and psd ~ WLAN5Gx n-HT20 mode U-NII-1

| Test References | |
|-----------------------------------|-----------------------------------------------------------------|
| TC Start | 15.11.2022 08:53:47 |
| Ambit Temp [°C] Humidity [rel%] | 23.4 45 |
| System Version | 3.3.1.8 |
| Test Specification | FCC 15.247 - |
| Test Method | KDB789033 D02, F., E.2.e. |
| TC Version | 0.0.1 |
| My Description | FCC 15.407 Max Output Power & PSD - WLAN5Gx n-HT20 mode U-NII-1 |
| Add. Information | |

| EUT Common Settings WLAN5Gx | |
|-----------------------------|--------|
| Number of Antenna Ports | 1 |
| User Interaction | No |
| Device Class UNII_1 | Client |

| Test Parameter | |
|--------------------------------------------------|----------------------------------------|
| Technology to test | WLAN5Gx n-HT20 mode |
| Antenna Port used | 1 |
| Temperature | nom |
| Voltage | nom |
| Frequency low to test | False Freq [MHz] 5180 |
| Frequency mid to test | False Freq [MHz] 5200 |
| Frequency high to test | True Freq [MHz] 5240 |
| Auto Control enabled Power Supply Climatic Box | No No |
| Additional Path Loss [dB] | 0 |
| Switched Path | EUT - SignalingUnit - SpectrumAnalyzer |

| Test Equipment | |
|----------------------------------------------------------------------------|--|
| Signal analyzer,Rohde&Schwarz,FSV-40,1321.3008K40/101353,3.70 | |
| Switch matrix,Rohde&Schwarz,OSP-B157W8PLUS,1527.1144.05 / 100837,2.10.0.23 | |

Test at TX 5240 MHz

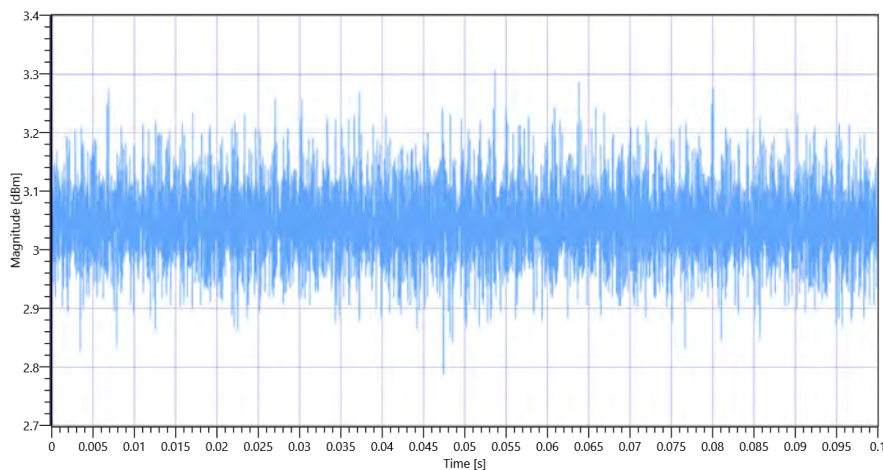
RESULT: Reference Power cond.

| Test Description | Lower Limit | Upper Limit | Measured | Unit | Verdict |
|-------------------------------|-------------|-------------|----------|------|---------|
| Ref. Power 1MHz/1MHz cond. | --- | --- | 1.97 | dBm | INFO |
| Ref. Frequency | --- | --- | 5247.390 | MHz | INFO |

Evaluation max. Duty Cycle

Duty Cycle evaluation

| Test Description | Lower Limit | Upper Limit | Measured | Unit | Verdict |
|------------------------------------------------------------|-------------|-------------|----------|------|---------|
| No enough Bursts detected, Duty Cycle Burst Ratio set to 1 | | | | | |
| Duty Cycle (Burst Ratio) max | --- | --- | 1 | --- | INFO |
| Duty Cycle max | --- | --- | 0 | dB | INFO |
| Duty Cycle (Burst Ratio) min | --- | --- | 1 | --- | INFO |
| Duty Cycle min | --- | --- | 0 | dB | INFO |

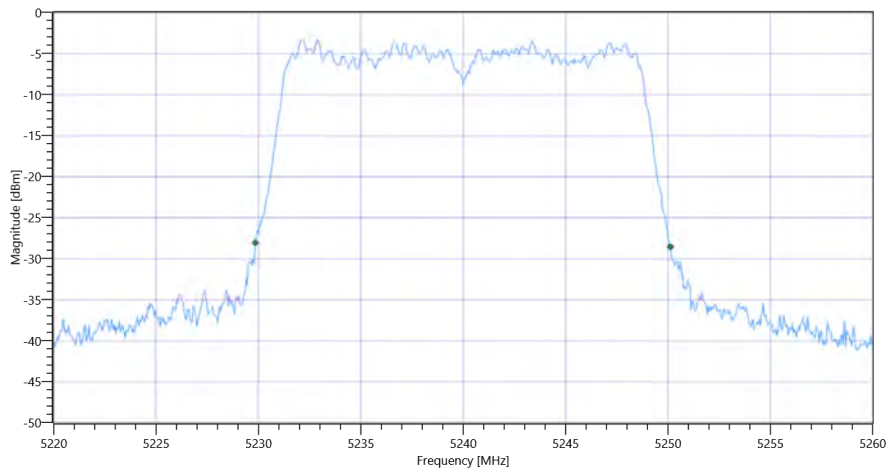


FCC 15.247 # Max output power and psd ~ WLAN5Gx n-HT20 mode U-NII-1 5240 MHz - DutyCycle

Evaluation Bandwidth

RESULT

| Test Description | Lower Limit | Upper Limit | Measured | Unit | Verdict |
|------------------|-------------|-------------|-----------|------|---------|
| Bandwidth 26dB | --- | --- | 20.28 | MHz | INFO |
| T1 26dB | --- | --- | 5229.8400 | MHz | INFO |
| T2 26dB | --- | --- | 5250.1200 | MHz | INFO |



FCC 15.247 # Max output power and psd ~ WLAN5Gx n-HT20 mode U-NII-1_BW

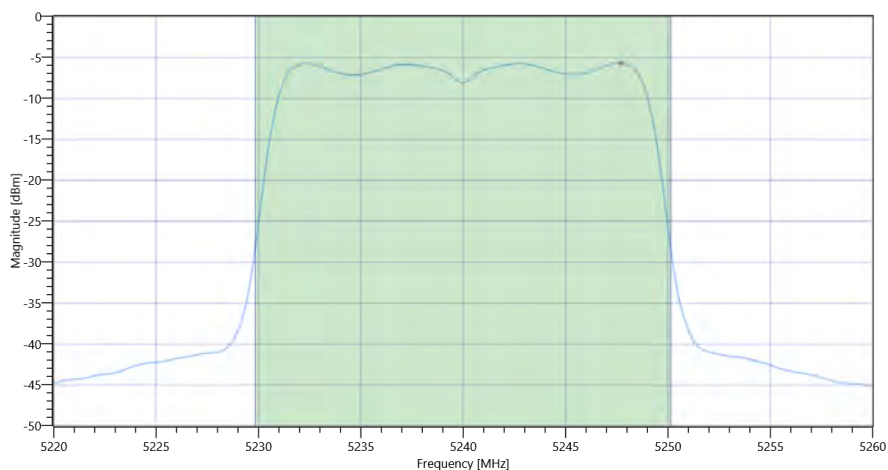
Maximum Output Power

READ SA SETTINGS:

| | |
|------------------------------------------------------|-----------------------|
| RefLevel [dBm] RefLevelOffset [dB] InpAtt [dB] | 13.97 3.41 25 |
| Start [MHz] Stop [MHz] | 5220.000 5260.000 |
| RBW [MHz] VBW [MHz] | 1.000000 3.000000 |
| Detector TraceMode | RMS MAXH |
| Sweep: Time [ms] Count Points per Section Type | 53700 1 161 SWE |

RESULT

| Test Description | Lower Limit | Upper Limit | Measured | Unit | Verdict |
|-------------------------------|-------------|-------------|----------|------|---------|
| Max Output Power | --- | --- | 5.86 | dBm | INFO |
| Duty Cycle Correction | --- | --- | 0 | dB | INFO |
| Limit absolute | | | | | |
| Max Output Power DC corrected | --- | 24 | 5.86 | dBm | PASS |
| Limit: 11 dBm + 10 log 20.28 | | | | | |
| Max Output Power DC corrected | --- | 24.07 | 5.86 | dBm | na |



FCC 15.247 # Max output power and psd ~ WLAN5Gx n-HT20 mode U-NII-1 Max OP and PSD

Power Spectral Density

| RESULT | | | | | |
|-------------------------------------|-------------|-------------|----------|----------|---------|
| Test Description | Lower Limit | Upper Limit | Measured | Unit | Verdict |
| Power Spectral Density | --- | --- | -5.69 | dBm/1MHz | INFO |
| Duty Cycle Correction | --- | --- | 0 | dB | INFO |
| Power Spectral Density DC corrected | --- | 11 | -5.69 | dBm/1MHz | PASS |
| General verdict | | | PASS | | |

ISED RSS247 # Max output power and psd ~ WLAN5Gx n-HT20 mode U-NII-1

| Test References | |
|-----------------------------------|-----------------------------------------------------------|
| TC Start | 15.11.2022 08:55:30 |
| Ambit Temp [°C] Humidity [rel%] | 23.4 45 |
| System Version | 3.3.1.8 |
| Test Specification | ISED RSS247 - |
| Test Method | |
| TC Version | 0.0.1 |
| My Description | ISED Max Output Power & PSD - WLAN5Gx n-HT20 mode U-NII-1 |
| Add. Information | |

| EUT Common Settings WLAN5Gx | |
|-----------------------------|--------|
| Number of Antenna Ports | 1 |
| User Interaction | No |
| Device Class UNII_1 | Client |

| Test Parameter | |
|--------------------------------------------------|----------------------------------------|
| Technology to test | WLAN5Gx n-HT20 mode |
| Antenna Port used | 1 |
| Temperature | nom |
| Voltage | nom |
| Frequency low to test | False Freq [MHz] 5180 |
| Frequency mid to test | False Freq [MHz] 5200 |
| Frequency high to test | True Freq [MHz] 5240 |
| Auto Control enabled Power Supply Climatic Box | No No |
| Additional Path Loss [dB] | 0 |
| Switched Path | EUT - SignalingUnit - SpectrumAnalyzer |

| Test Equipment | |
|----------------------------------------------------------------------------|--|
| Signal analyzer,Rohde&Schwarz,FSV-40,1321.3008K40/101353,3.70 | |
| Switch matrix,Rohde&Schwarz,OSP-B157W8PLUS,1527.1144.05 / 100837,2.10.0.23 | |

Test at TX 5240 MHz

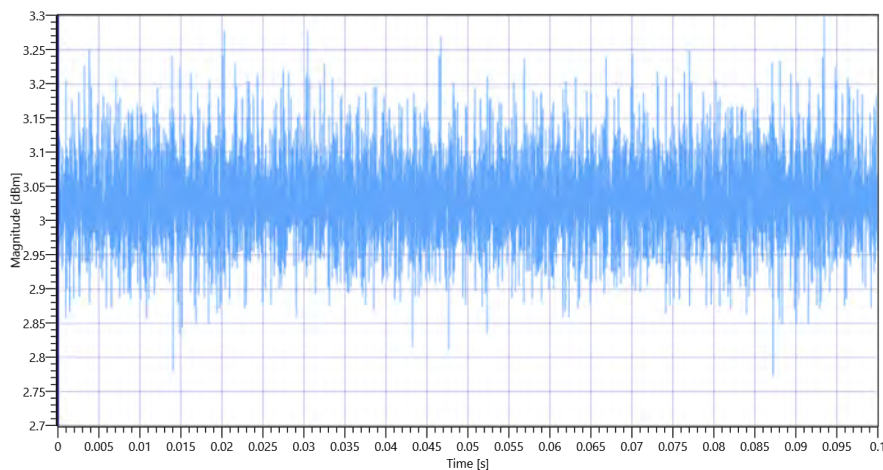
RESULT: Reference Power cond.

| Test Description | Lower Limit | Upper Limit | Measured | Unit | Verdict |
|-------------------------------|-------------|-------------|----------|------|---------|
| Ref. Power 1MHz/1MHz cond. | --- | --- | 2.03 | dBm | INFO |
| Ref. Frequency | --- | --- | 5247.590 | MHz | INFO |

Evaluation max. Duty Cycle

Duty Cycle evaluation

| Test Description | Lower Limit | Upper Limit | Measured | Unit | Verdict |
|------------------------------------------------------------|-------------|-------------|----------|------|---------|
| No enough Bursts detected, Duty Cycle Burst Ratio set to 1 | | | | | |
| Duty Cycle (Burst Ratio) max | --- | --- | 1 | --- | INFO |
| Duty Cycle max | --- | --- | 0 | dB | INFO |
| Duty Cycle (Burst Ratio) min | --- | --- | 1 | --- | INFO |
| Duty Cycle min | --- | --- | 0 | dB | INFO |

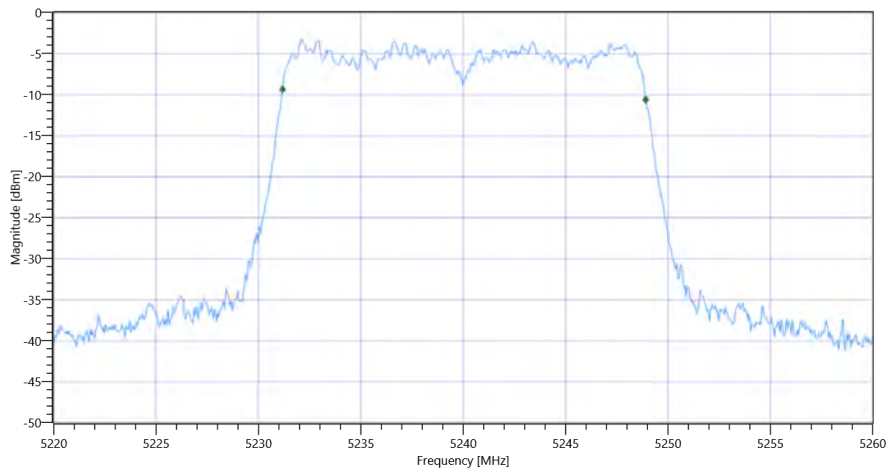


ISED RSS247 # Max output power and psd ~ WLAN5Gx n-HT20 mode U-NII-1 5240 MHz - DutyCycle

Evaluation Bandwidth

RESULT

| Test Description | Lower Limit | Upper Limit | Measured | Unit | Verdict |
|------------------|-------------|-------------|-----------|------|---------|
| Bandwidth 99% | --- | --- | 17.742 | MHz | INFO |
| T1 99% | --- | --- | 5231.1688 | MHz | INFO |
| T2 99% | --- | --- | 5248.9111 | MHz | INFO |



ISED RSS247 # Max output power and psd ~ WLAN5Gx n-HT20 mode U-NII-1_BW

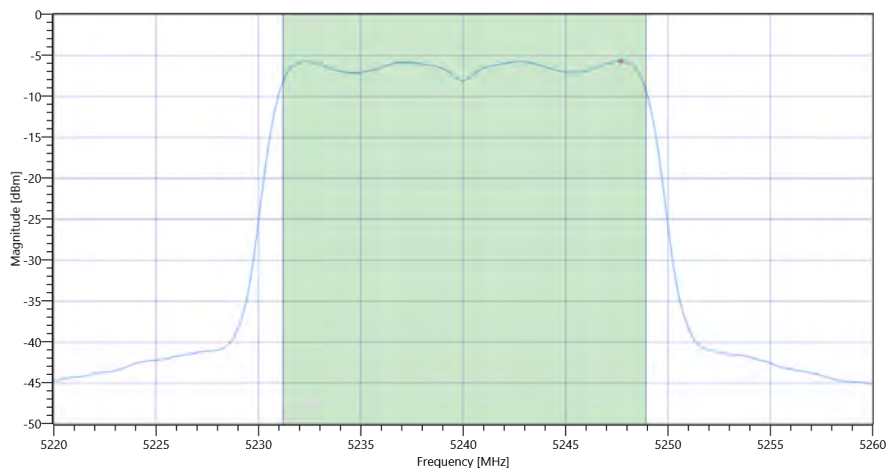
Maximum Output Power

READ SA SETTINGS:

| | |
|------------------------------------------------------|-----------------------|
| RefLevel [dBm] RefLevelOffset [dB] InpAtt [dB] | 14.03 3.41 25 |
| Start [MHz] Stop [MHz] | 5220.000 5260.000 |
| RBW [MHz] VBW [MHz] | 1.000000 3.000000 |
| Detector TraceMode | RMS MAXH |
| Sweep: Time [ms] Count Points per Section Type | 53700 1 161 SWE |

RESULT

| Test Description | Lower Limit | Upper Limit | Measured | Unit | Verdict |
|-------------------------------|-------------|-------------|----------|------|---------|
| Max Output Power | --- | --- | 5.75 | dBm | INFO |
| Duty Cycle Correction | --- | --- | 0 | dB | INFO |
| Limit absolute | | | | | |
| Max Output Power DC corrected | --- | 24 | 5.75 | dBm | na |
| Limit: 11 dBm + 10 log 17.742 | | | | | |
| Max Output Power DC corrected | --- | 23.49 | 5.75 | dBm | na |



ISED RSS247 # Max output power and psd ~ WLAN5Gx n-HT20 mode U-NII-1 Max OP and PSD

Power Spectral Density

| RESULT | | | | | |
|-------------------------------------|-------------|-------------|----------|----------|---------|
| Test Description | Lower Limit | Upper Limit | Measured | Unit | Verdict |
| Power Spectral Density | --- | --- | -5.69 | dBm/1MHz | INFO |
| Duty Cycle Correction | --- | --- | 0 | dB | INFO |
| Power Spectral Density DC corrected | --- | 11 | -5.69 | dBm/1MHz | PASS |
| General verdict | | | PASS | | |

FCC 15.407, ISED RSS247 # Bandwidths 99PCT and 26dB ~ WLAN5Gx n-HT20 mode U-NII-1

| Test References | |
|-----------------------------------|-----------------------------------------------------|
| TC Start | 15.11.2022 08:57:13 |
| Ambit Temp [°C] Humidity [rel%] | 23.4 44 |
| System Version | 3.3.1.8 |
| Test Specification | FCC 15.407, ISED RSS247 - |
| Test Method | 26dB Bandwidth KDB789033 D02, C.1 / ISED RSS-GEN |
| TC Version | 0.0.1 |
| My Description | FCC 15.407 Bandwidths - WLAN5Gx n-HT20 mode U-NII-1 |
| Add. Information | |

| EUT Common Settings WLAN5Gx | |
|-----------------------------|--------|
| Number of Antenna Ports | 1 |
| User Interaction | No |
| Device Class UNII_1 | Client |

| Test Parameter | |
|--------------------------------------------------|----------------------------------------|
| Technology to test | WLAN5Gx n-HT20 mode |
| Antenna Port used | 1 |
| Temperature | nom |
| Voltage | nom |
| Frequency low to test | False Freq [MHz] 5180 |
| Frequency mid to test | False Freq [MHz] 5200 |
| Frequency high to test | True Freq [MHz] 5240 |
| Auto Control enabled Power Supply Climatic Box | No No |
| Additional Path Loss [dB] | 0 |
| Switched Path | EUT - SignalingUnit - SpectrumAnalyzer |

| Test Equipment | |
|----------------------------------------------------------------------------|--|
| Signal analyzer,Rohde&Schwarz,FSV-40,1321.3008K40/101353,3.70 | |
| Switch matrix,Rohde&Schwarz,OSP-B157W8PLUS,1527.1144.05 / 100837,2.10.0.23 | |

Test at TX 5240 MHz

RESULT: Reference Power cond.

| Test Description | Lower Limit | Upper Limit | Measured | Unit | Verdict |
|-------------------------------|-------------|-------------|----------|------|---------|
| Ref. Power 1MHz/1MHz cond. | --- | --- | 2.04 | dBm | INFO |
| Ref. Frequency | --- | --- | 5247.590 | MHz | INFO |

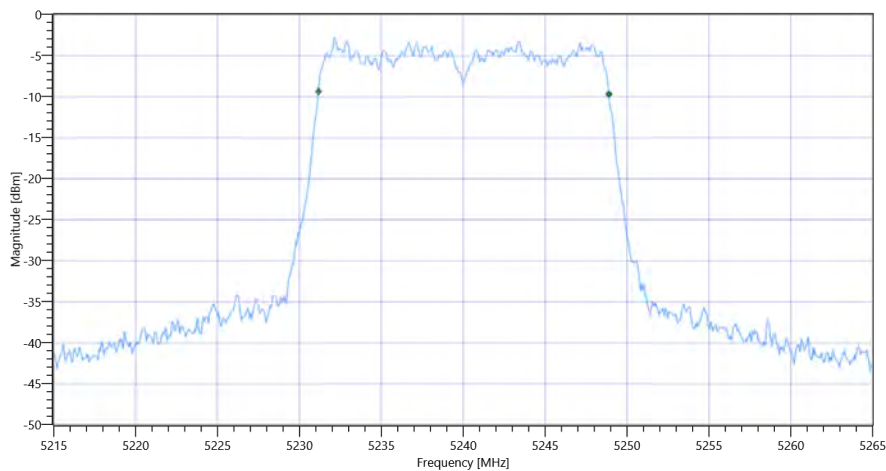
READ SA SETTINGS:

| | |
|------------------------------------------------------|-----------------------|
| RefLevel [dBm] RefLevelOffset [dB] InpAtt [dB] | 10.04 3.41 25 |
| Start [MHz] Stop [MHz] | 5215.000 5265.000 |
| RBW [MHz] VBW [MHz] | 0.300000 1.000000 |
| Detector TraceMode | POS MAXH |
| Sweep: Time [ms] Count Points per Section Type | 1 2500 1001 SWE |

RESULT

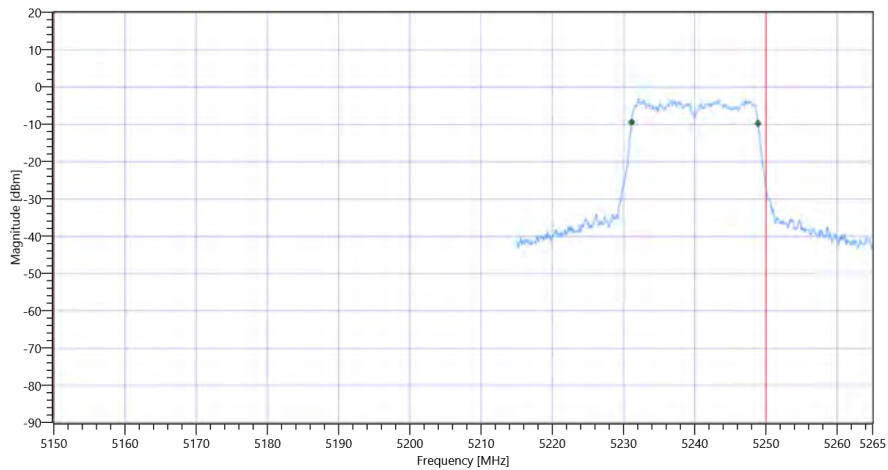
| Test Description | Lower Limit | Upper Limit | Measured | Unit | Verdict |
|------------------|-------------|-------------|-----------|------|---------|
| Bandwidth 99% | --- | --- | 17.732 | MHz | INFO |
| T1 99% | 5150.000000 | --- | 5231.1588 | MHz | PASS |
| T2 99% | --- | 5250.000000 | 5248.8911 | MHz | PASS |

Plot: Bandwidth only



FCC 15.407, ISED RSS247 # Bandwidths 99PCT and 26dB ~ WLAN5Gx n-HT20 mode U-NII-1 99PCT

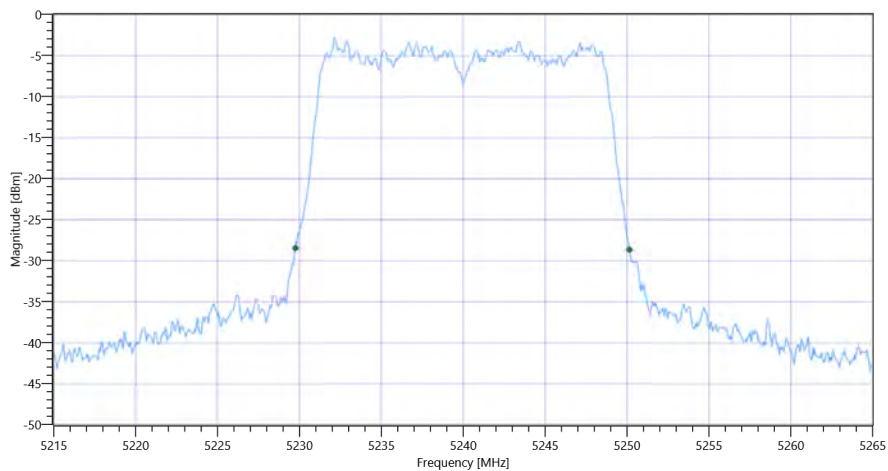
Plot: Bandwidth within Band



FCC 15.407, ISED RSS247 # Bandwidths 99PCT and 26dB ~ WLAN5Gx n-HT20 mode U-NII-1

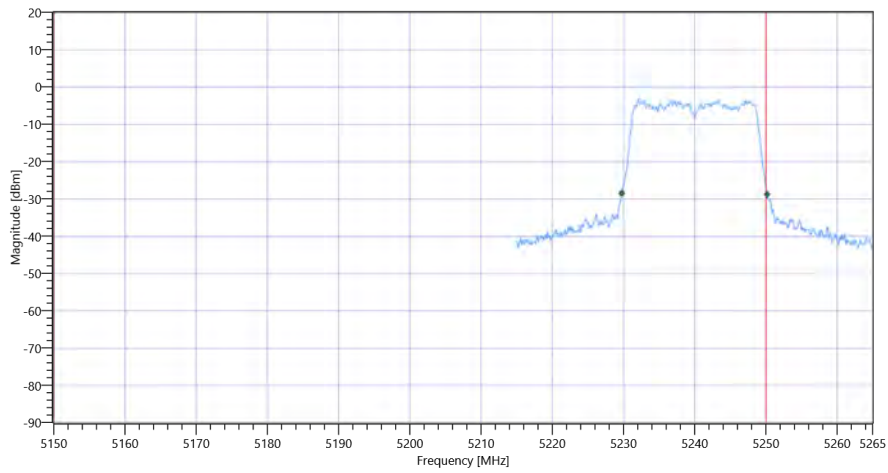
| RESULT | | | | | |
|------------------|-------------|-------------|-----------|------|--------------|
| Test Description | Lower Limit | Upper Limit | Measured | Unit | Verdict |
| Bandwidth 26dB | --- | --- | 20.4 | MHz | INFO |
| T1 26dB | 5150.000000 | --- | 5229.7500 | MHz | PASS |
| T2 26dB | --- | 5250.000000 | 5250.1500 | MHz | DFS required |

Plot: Bandwidth only



FCC 15.407, ISED RSS247 # Bandwidths 99PCT and 26dB ~ WLAN5Gx n-HT20 mode U-NII-1 26dB

Plot: Bandwidth within Band



FCC 15.407, ISED RSS247 # Bandwidths 99PCT and 26dB ~ WLAN5Gx n-HT20 mode U-NII-1

General verdict

PASS

Message with SA scan ~

| Test References | |
|-----------------------------------|--------------------------------------|
| TC Start | 15.11.2022 08:58:04 |
| Ambit Temp [°C] Humidity [rel%] | 23.4 44 |
| System Version | 3.3.1.8 |
| Test Specification | - |
| Test Method | |
| TC Version | 0.0.1 |
| My Description | Message with SA Scan n_HT20_U_NII_2A |
| Add. Information | |

| Test Parameter | |
|----------------|--------------------------------------------------------|
| Switched Path | EUT - SignalingUnit - SpectrumAnalyzer |
| Message start | 15.11.2022 08:58:05 |
| Message | set WLAN5Gx to n_HT20_U_NII_2A, Frequency [MHz] 5260 , |

| Test Equipment | |
|----------------------------------------------------------------------------|--|
| Signal analyzer,Rohde&Schwarz,FSV-40,1321.3008K40/101353,3.70 | |
| Switch matrix,Rohde&Schwarz,OSP-B157W8PLUS,1527.1144.05 / 100837,2.10.0.23 | |

General verdict

INFO

Common 5Gx 6Gx # Peak output power 3MHz/3MHz ~ WLAN5Gx n-HT20 mode U-NII-2A

| Test References | |
|-----------------------------------|--------------------------------------------------|
| TC Start | 15.11.2022 08:59:28 |
| Ambit Temp [°C] Humidity [rel%] | 23.5 44 |
| System Version | 3.3.1.8 |
| Test Specification | Common 5Gx 6Gx - none |
| Test Method | |
| TC Version | 0.0.1 |
| My Description | Peak OP 3MHz/3MHz - WLAN5Gx n-HT20 mode U-NII-2A |
| Add. Information | |

| EUT Common Settings WLAN5Gx | |
|-----------------------------|--------|
| Number of Antenna Ports | 1 |
| User Interaction | No |
| Device Class UNII_1 | Client |

| Test Parameter | |
|--------------------------------------------------|----------------------------------------|
| Technology to test | WLAN5Gx n-HT20 mode |
| Antenna Port used | 1 |
| Temperature | nom |
| Voltage | nom |
| Frequency low to test | True Freq [MHz] 5260 |
| Frequency mid to test | False Freq [MHz] 5280 |
| Frequency high to test | False Freq [MHz] 5320 |
| Auto Control enabled Power Supply Climatic Box | No No |
| Additional Path Loss [dB] | 0 |
| Switched Path | EUT - SignalingUnit - SpectrumAnalyzer |

| Test Equipment | |
|----------------------------------------------------------------------------|--|
| Signal analyzer,Rohde&Schwarz,FSV-40,1321.3008K40/101353,3.70 | |
| Switch matrix,Rohde&Schwarz,OSP-B157W8PLUS,1527.1144.05 / 100837,2.10.0.23 | |

Test at TX 5260 MHz

RESULT: Reference Power cond.

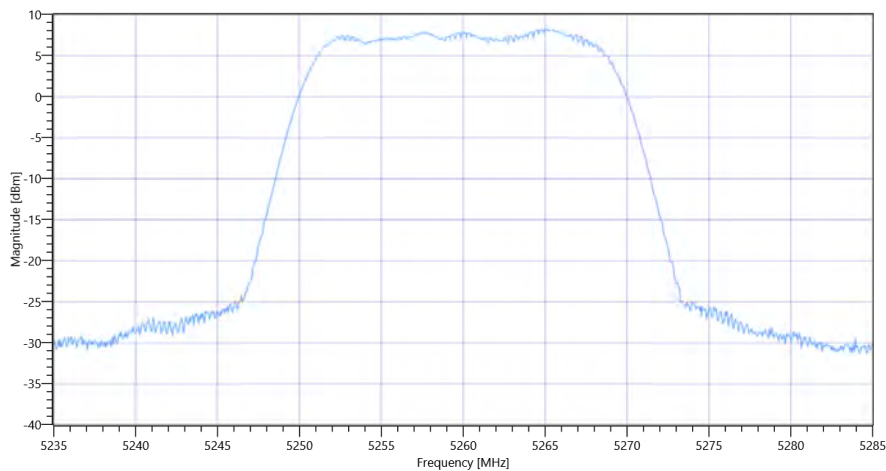
| Test Description | Lower Limit | Upper Limit | Measured | Unit | Verdict |
|-------------------------------|-------------|-------------|----------|------|---------|
| Ref. Power 1MHz/1MHz cond. | --- | --- | 2.00 | dBm | INFO |
| Ref. Frequency | --- | --- | 5267.390 | MHz | INFO |

READ SA SETTINGS:

| | |
|------------------------------------------------------|-----------------------|
| RefLevel [dBm] RefLevelOffset [dB] InpAtt [dB] | 14.00 3.41 30 |
| Start [MHz] Stop [MHz] | 5235.000 5285.000 |
| RBW [MHz] VBW [MHz] | 3.000000 3.000000 |
| Detector TraceMode | POS MAXH |
| Sweep: Time [ms] Count Points per Section Type | 300 20 1001 SWE |

RESULT

| Test Description | Lower Limit | Upper Limit | Measured | Unit | Verdict |
|-------------------|-------------|-------------|----------|------|---------|
| Peak Power | --- | --- | 8.22 | dBm | INFO |
| Peak Power | --- | --- | 6.637431 | mW | INFO |
| Frequency at Peak | --- | --- | 5265.045 | MHz | INFO |



Common 5Gx 6Gx # Peak output power 3MHz-3MHz ~ WLAN5Gx n-HT20 mode U-NII-2A

General verdict

PASS

FCC 15.247 # Max output power and psd ~ WLAN5Gx n-HT20 mode U-NII-2A

| Test References | |
|-----------------------------------|------------------------------------------------------------------|
| TC Start | 15.11.2022 08:59:58 |
| Ambit Temp [°C] Humidity [rel%] | 23.4 44 |
| System Version | 3.3.1.8 |
| Test Specification | FCC 15.247 - |
| Test Method | KDB789033 D02, F., E.2.e. |
| TC Version | 0.0.1 |
| My Description | FCC 15.407 Max Output Power & PSD - WLAN5Gx n-HT20 mode U-NII-2A |
| Add. Information | |

| EUT Common Settings WLAN5Gx | |
|-----------------------------|--------|
| Number of Antenna Ports | 1 |
| User Interaction | No |
| Device Class UNII_1 | Client |

| Test Parameter | |
|--------------------------------------------------|----------------------------------------|
| Technology to test | WLAN5Gx n-HT20 mode |
| Antenna Port used | 1 |
| Temperature | nom |
| Voltage | nom |
| Frequency low to test | True Freq [MHz] 5260 |
| Frequency mid to test | False Freq [MHz] 5280 |
| Frequency high to test | False Freq [MHz] 5320 |
| Auto Control enabled Power Supply Climatic Box | No No |
| Additional Path Loss [dB] | 0 |
| Switched Path | EUT - SignalingUnit - SpectrumAnalyzer |

| Test Equipment | |
|----------------------------------------------------------------------------|--|
| Signal analyzer,Rohde&Schwarz,FSV-40,1321.3008K40/101353,3.70 | |
| Switch matrix,Rohde&Schwarz,OSP-B157W8PLUS,1527.1144.05 / 100837,2.10.0.23 | |

Test at TX 5260 MHz

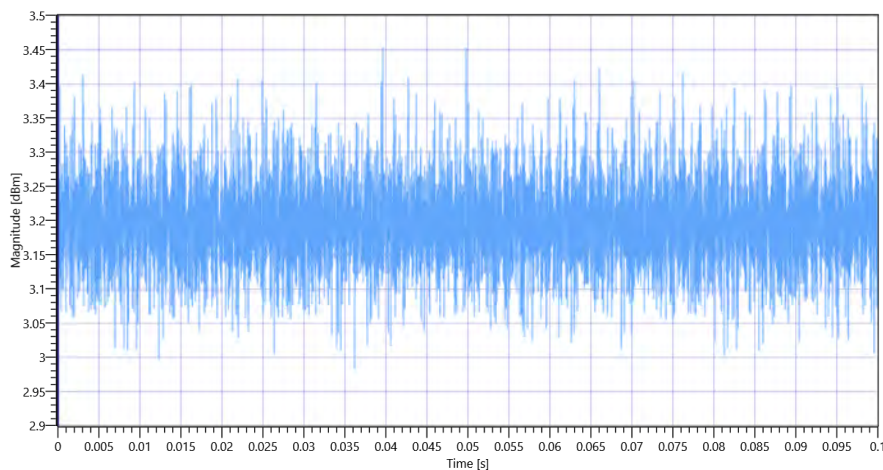
RESULT: Reference Power cond.

| Test Description | Lower Limit | Upper Limit | Measured | Unit | Verdict |
|-------------------------------|-------------|-------------|----------|------|---------|
| Ref. Power 1MHz/1MHz cond. | --- | --- | 2.24 | dBm | INFO |
| Ref. Frequency | --- | --- | 5252.610 | MHz | INFO |

Evaluation max. Duty Cycle

Duty Cycle evaluation

| Test Description | Lower Limit | Upper Limit | Measured | Unit | Verdict |
|------------------------------------------------------------|-------------|-------------|----------|------|---------|
| No enough Bursts detected, Duty Cycle Burst Ratio set to 1 | | | | | |
| Duty Cycle (Burst Ratio) max | --- | --- | 1 | --- | INFO |
| Duty Cycle max | --- | --- | 0 | dB | INFO |
| Duty Cycle (Burst Ratio) min | --- | --- | 1 | --- | INFO |
| Duty Cycle min | --- | --- | 0 | dB | INFO |

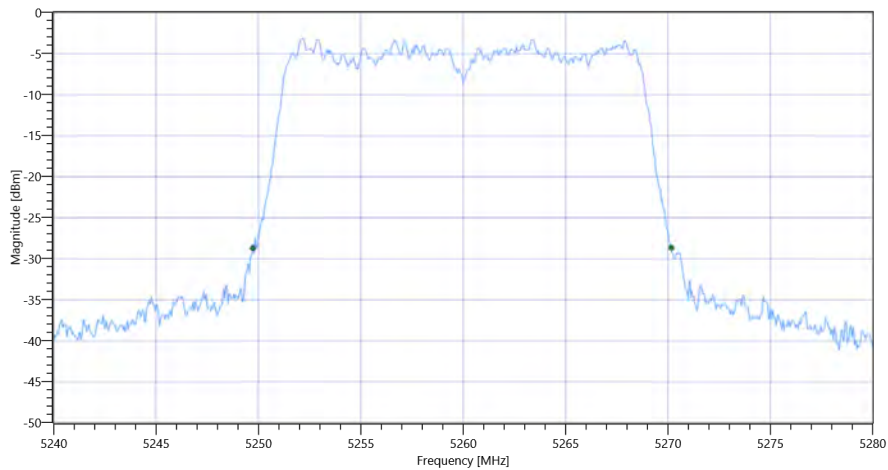


FCC 15.247 # Max output power and psd ~ WLAN5Gx n-HT20 mode U-NII-2A 5260 MHz - DutyCycle

Evaluation Bandwidth

RESULT

| Test Description | Lower Limit | Upper Limit | Measured | Unit | Verdict |
|------------------|-------------|-------------|-----------|------|---------|
| Bandwidth 26dB | --- | --- | 20.44 | MHz | INFO |
| T1 26dB | --- | --- | 5249.7200 | MHz | INFO |
| T2 26dB | --- | --- | 5270.1600 | MHz | INFO |



FCC 15.247 # Max output power and psd ~ WLAN5Gx n-HT20 mode U-NII-2A_BW

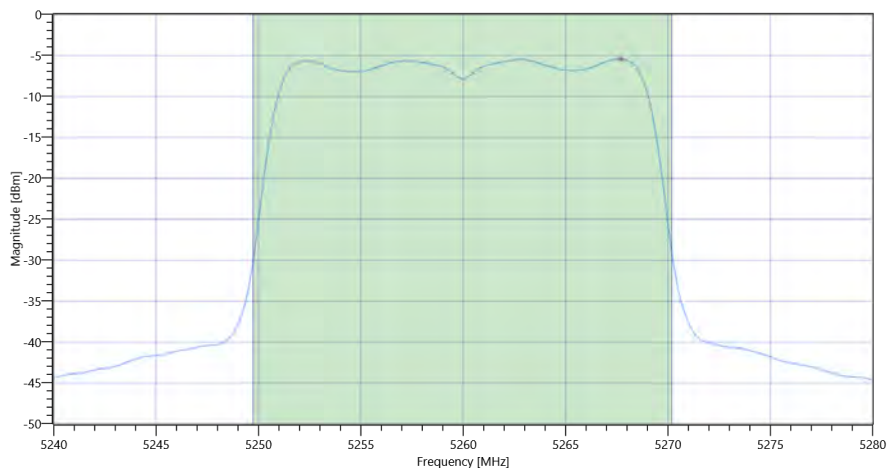
Maximum Output Power

READ SA SETTINGS:

| | |
|------------------------------------------------------|-----------------------|
| RefLevel [dBm] RefLevelOffset [dB] InpAtt [dB] | 14.24 3.41 25 |
| Start [MHz] Stop [MHz] | 5240.000 5280.000 |
| RBW [MHz] VBW [MHz] | 1.000000 3.000000 |
| Detector TraceMode | RMS MAXH |
| Sweep: Time [ms] Count Points per Section Type | 53700 1 161 SWE |

RESULT

| Test Description | Lower Limit | Upper Limit | Measured | Unit | Verdict |
|-------------------------------|-------------|-------------|----------|------|---------|
| Max Output Power | --- | --- | 6.04 | dBm | INFO |
| Duty Cycle Correction | --- | --- | 0 | dB | INFO |
| Limit absolute | | | | | |
| Max Output Power DC corrected | --- | 24 | 6.04 | dBm | PASS |
| Limit: 11 dBm + 10 log 20.44 | | | | | |
| Max Output Power DC corrected | --- | 24.1 | 6.04 | dBm | PASS |



FCC 15.247 # Max output power and psd ~ WLAN5Gx n-HT20 mode U-NII-2A Max OP and PSD

Power Spectral Density

| RESULT | | | | | |
|-------------------------------------|-------------|-------------|----------|----------|---------|
| Test Description | Lower Limit | Upper Limit | Measured | Unit | Verdict |
| Power Spectral Density | --- | --- | -5.44 | dBm/1MHz | INFO |
| Duty Cycle Correction | --- | --- | 0 | dB | INFO |
| Power Spectral Density DC corrected | --- | 11 | -5.44 | dBm/1MHz | PASS |
| General verdict | | | PASS | | |

ISED RSS247 # Max output power and psd ~ WLAN5Gx n-HT20 mode U-NII-2A

| Test References | |
|-----------------------------------|------------------------------------------------------------|
| TC Start | 15.11.2022 09:01:40 |
| Ambit Temp [°C] Humidity [rel%] | 23.5 44 |
| System Version | 3.3.1.8 |
| Test Specification | ISED RSS247 - |
| Test Method | |
| TC Version | 0.0.1 |
| My Description | ISED Max Output Power & PSD - WLAN5Gx n-HT20 mode U-NII-2A |
| Add. Information | |

| EUT Common Settings WLAN5Gx | |
|-----------------------------|--------|
| Number of Antenna Ports | 1 |
| User Interaction | No |
| Device Class UNII_1 | Client |

| Test Parameter | |
|--------------------------------------------------|----------------------------------------|
| Technology to test | WLAN5Gx n-HT20 mode |
| Antenna Port used | 1 |
| Temperature | nom |
| Voltage | nom |
| Frequency low to test | True Freq [MHz] 5260 |
| Frequency mid to test | False Freq [MHz] 5280 |
| Frequency high to test | False Freq [MHz] 5320 |
| Auto Control enabled Power Supply Climatic Box | No No |
| Additional Path Loss [dB] | 0 |
| Switched Path | EUT - SignalingUnit - SpectrumAnalyzer |

| Test Equipment | |
|----------------------------------------------------------------------------|--|
| Signal analyzer,Rohde&Schwarz,FSV-40,1321.3008K40/101353,3.70 | |
| Switch matrix,Rohde&Schwarz,OSP-B157W8PLUS,1527.1144.05 / 100837,2.10.0.23 | |

Test at TX 5260 MHz

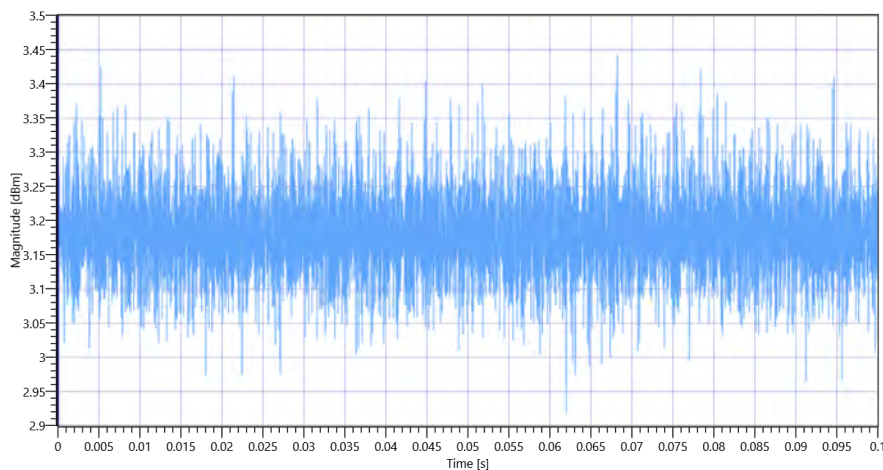
RESULT: Reference Power cond.

| Test Description | Lower Limit | Upper Limit | Measured | Unit | Verdict |
|-------------------------------|-------------|-------------|----------|------|---------|
| Ref. Power 1MHz/1MHz cond. | --- | --- | 2.04 | dBm | INFO |
| Ref. Frequency | --- | --- | 5263.400 | MHz | INFO |

Evaluation max. Duty Cycle

Duty Cycle evaluation

| Test Description | Lower Limit | Upper Limit | Measured | Unit | Verdict |
|------------------------------------------------------------|-------------|-------------|----------|------|---------|
| No enough Bursts detected, Duty Cycle Burst Ratio set to 1 | | | | | |
| Duty Cycle (Burst Ratio) max | --- | --- | 1 | --- | INFO |
| Duty Cycle max | --- | --- | 0 | dB | INFO |
| Duty Cycle (Burst Ratio) min | --- | --- | 1 | --- | INFO |
| Duty Cycle min | --- | --- | 0 | dB | INFO |

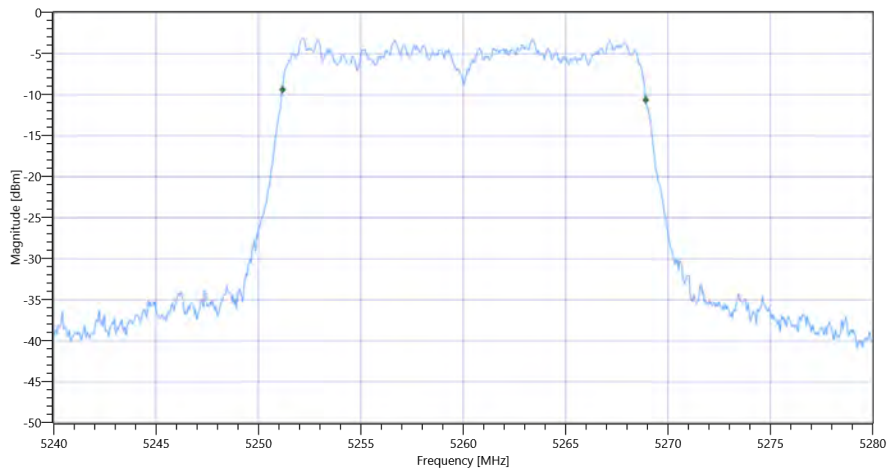


ISED RSS247 # Max output power and psd ~ WLAN5Gx n-HT20 mode U-NII-2A 5260 MHz - DutyCycle

Evaluation Bandwidth

RESULT

| Test Description | Lower Limit | Upper Limit | Measured | Unit | Verdict |
|------------------|-------------|-------------|-----------|------|---------|
| Bandwidth 99% | --- | --- | 17.742 | MHz | INFO |
| T1 99% | --- | --- | 5251.1688 | MHz | INFO |
| T2 99% | --- | --- | 5268.9111 | MHz | INFO |



ISED RSS247 # Max output power and psd ~ WLAN5Gx n-HT20 mode U-NII-2A_BW

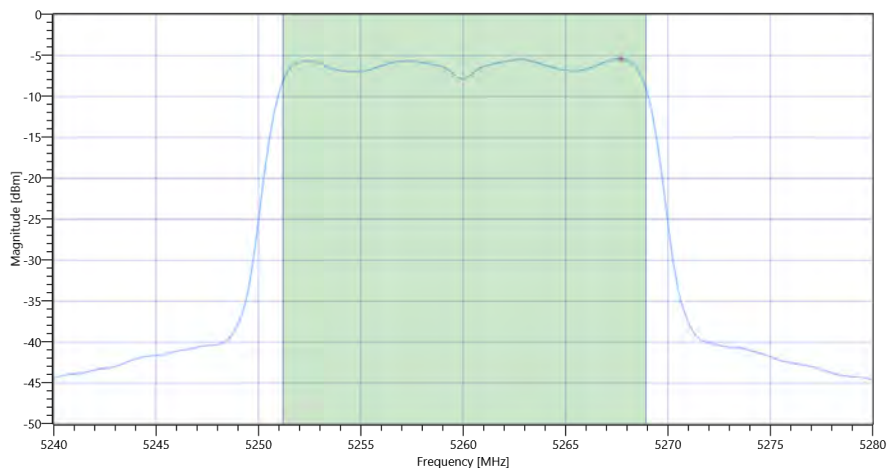
Maximum Output Power

READ SA SETTINGS:

| | |
|------------------------------------------------------|-----------------------|
| RefLevel [dBm] RefLevelOffset [dB] InpAtt [dB] | 14.04 3.41 25 |
| Start [MHz] Stop [MHz] | 5240.000 5280.000 |
| RBW [MHz] VBW [MHz] | 1.000000 3.000000 |
| Detector TraceMode | RMS MAXH |
| Sweep: Time [ms] Count Points per Section Type | 53700 1 161 SWE |

RESULT

| Test Description | Lower Limit | Upper Limit | Measured | Unit | Verdict |
|-------------------------------|-------------|-------------|----------|------|---------|
| Max Output Power | --- | --- | 5.93 | dBm | INFO |
| Duty Cycle Correction | --- | --- | 0 | dB | INFO |
| Limit absolute | | | | | |
| Max Output Power DC corrected | --- | 24 | 5.93 | dBm | PASS |
| Limit: 11 dBm + 10 log 17.742 | | | | | |
| Max Output Power DC corrected | --- | 23.49 | 5.93 | dBm | PASS |



ISED RSS247 # Max output power and psd ~ WLAN5Gx n-HT20 mode U-NII-2A Max OP and PSD

Power Spectral Density

| RESULT | | | | | |
|-------------------------------------|-------------|-------------|----------|----------|---------|
| Test Description | Lower Limit | Upper Limit | Measured | Unit | Verdict |
| Power Spectral Density | --- | --- | -5.45 | dBm/1MHz | INFO |
| Duty Cycle Correction | --- | --- | 0 | dB | INFO |
| Power Spectral Density DC corrected | --- | 11 | -5.45 | dBm/1MHz | PASS |
| General verdict | | | PASS | | |

FCC 15.407, ISED RSS247 # Bandwidths 99PCT and 26dB ~ WLAN5Gx n-HT20 mode U-NII-2A

| Test References | |
|-----------------------------------|------------------------------------------------------|
| TC Start | 15.11.2022 09:03:23 |
| Ambit Temp [°C] Humidity [rel%] | 23.6 44 |
| System Version | 3.3.1.8 |
| Test Specification | FCC 15.407, ISED RSS247 - |
| Test Method | 26dB Bandwidth KDB789033 D02, C.1 / ISED RSS-GEN |
| TC Version | 0.0.1 |
| My Description | FCC 15.407 Bandwidths - WLAN5Gx n-HT20 mode U-NII-2A |
| Add. Information | |

| EUT Common Settings WLAN5Gx | |
|-----------------------------|--------|
| Number of Antenna Ports | 1 |
| User Interaction | No |
| Device Class UNII_1 | Client |

| Test Parameter | |
|--------------------------------------------------|----------------------------------------|
| Technology to test | WLAN5Gx n-HT20 mode |
| Antenna Port used | 1 |
| Temperature | nom |
| Voltage | nom |
| Frequency low to test | True Freq [MHz] 5260 |
| Frequency mid to test | False Freq [MHz] 5280 |
| Frequency high to test | False Freq [MHz] 5320 |
| Auto Control enabled Power Supply Climatic Box | No No |
| Additional Path Loss [dB] | 0 |
| Switched Path | EUT - SignalingUnit - SpectrumAnalyzer |

| Test Equipment | |
|----------------------------------------------------------------------------|--|
| Signal analyzer,Rohde&Schwarz,FSV-40,1321.3008K40/101353,3.70 | |
| Switch matrix,Rohde&Schwarz,OSP-B157W8PLUS,1527.1144.05 / 100837,2.10.0.23 | |

Test at TX 5260 MHz

RESULT: Reference Power cond.

| Test Description | Lower Limit | Upper Limit | Measured | Unit | Verdict |
|-------------------------------|-------------|-------------|----------|------|---------|
| Ref. Power 1MHz/1MHz cond. | --- | --- | 2.01 | dBm | INFO |
| Ref. Frequency | --- | --- | 5267.390 | MHz | INFO |

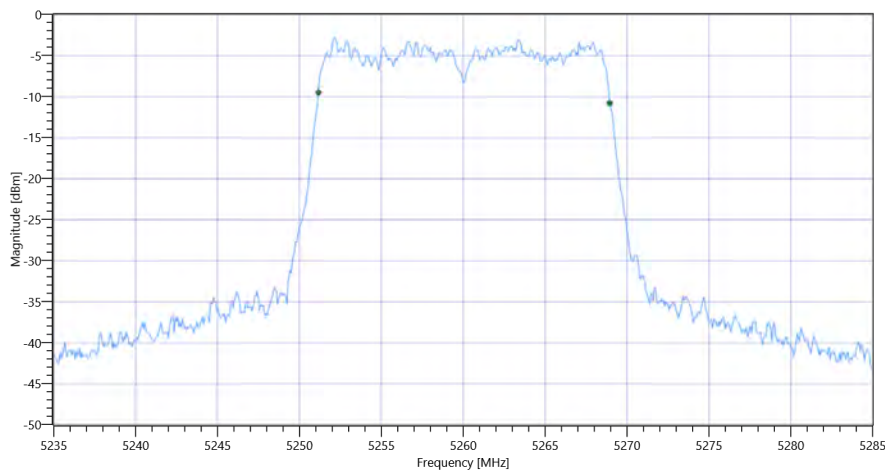
READ SA SETTINGS:

| | |
|------------------------------------------------------|-----------------------|
| RefLevel [dBm] RefLevelOffset [dB] InpAtt [dB] | 10.01 3.41 25 |
| Start [MHz] Stop [MHz] | 5235.000 5285.000 |
| RBW [MHz] VBW [MHz] | 0.300000 1.000000 |
| Detector TraceMode | POS MAXH |
| Sweep: Time [ms] Count Points per Section Type | 1 2500 1001 SWE |

RESULT

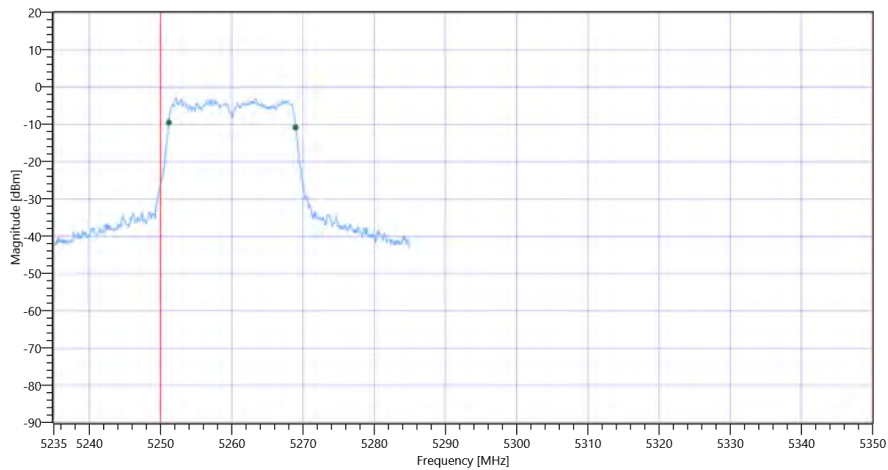
| Test Description | Lower Limit | Upper Limit | Measured | Unit | Verdict |
|------------------|-------------|-------------|-----------|------|---------|
| Bandwidth 99% | --- | --- | 17.782 | MHz | INFO |
| T1 99% | 5250.000000 | --- | 5251.1588 | MHz | PASS |
| T2 99% | --- | 5350.000000 | 5268.9411 | MHz | PASS |

Plot: Bandwidth only



FCC 15.407, ISED RSS247 # Bandwidths 99PCT and 26dB ~ WLAN5Gx n-HT20 mode U-NII-2A 99PCT

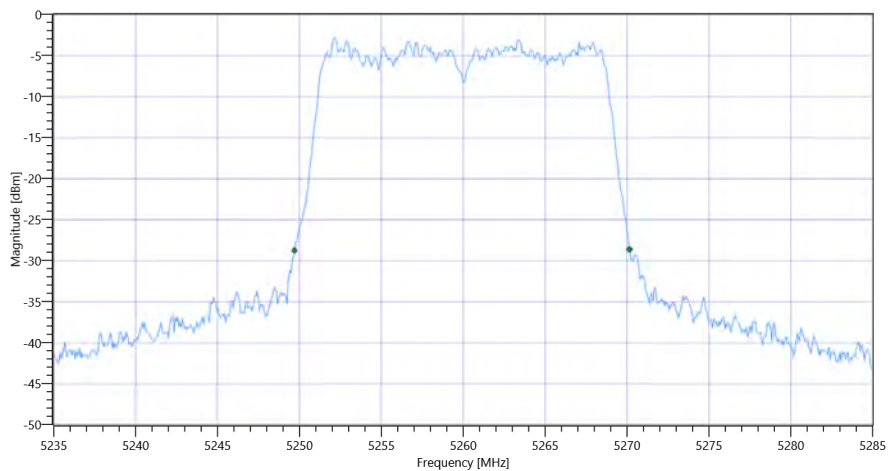
Plot: Bandwidth within Band



FCC 15.407, ISED RSS247 # Bandwidths 99PCT and 26dB ~ WLAN5Gx n-HT20 mode U-NII-2A

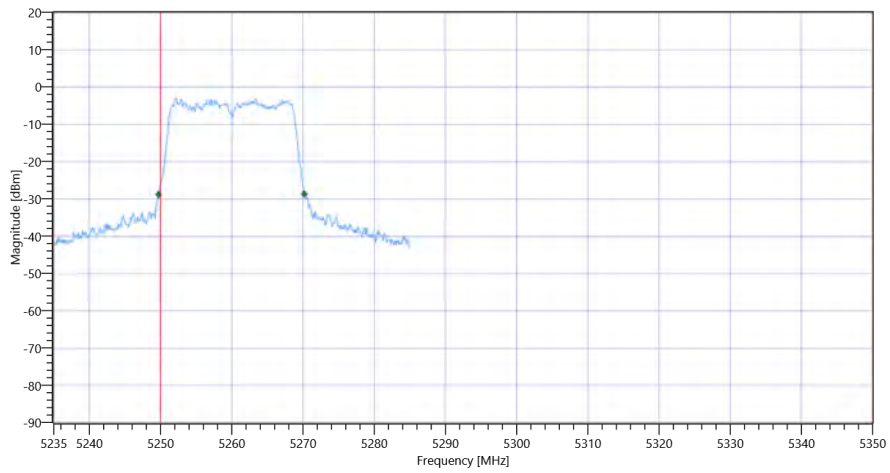
| RESULT | | | | | |
|------------------|-------------|-------------|-----------|------|---------|
| Test Description | Lower Limit | Upper Limit | Measured | Unit | Verdict |
| Bandwidth 26dB | --- | --- | 20.45 | MHz | INFO |
| T1 26dB | 5250.000000 | --- | 5249.7000 | MHz | FAIL |
| T2 26dB | --- | 5350.000000 | 5270.1500 | MHz | PASS |

Plot: Bandwidth only



FCC 15.407, ISED RSS247 # Bandwidths 99PCT and 26dB ~ WLAN5Gx n-HT20 mode U-NII-2A 26dB

Plot: Bandwidth within Band



FCC 15.407, ISED RSS247 # Bandwidths 99PCT and 26dB ~ WLAN5Gx n-HT20 mode U-NII-2A

General verdict

FAIL

Message with SA scan ~

| Test References | |
|-----------------------------------|--------------------------------------|
| TC Start | 15.11.2022 09:04:14 |
| Ambit Temp [°C] Humidity [rel%] | 23.6 44 |
| System Version | 3.3.1.8 |
| Test Specification | - |
| Test Method | |
| TC Version | 0.0.1 |
| My Description | Message with SA Scan n_HT20_U_NII_2A |
| Add. Information | |

| Test Parameter | |
|----------------|--------------------------------------------------------|
| Switched Path | EUT - SignalingUnit - SpectrumAnalyzer |
| Message start | 15.11.2022 09:04:16 |
| Message | set WLAN5Gx to n_HT20_U_NII_2A, Frequency [MHz] 5280 , |

| Test Equipment | |
|----------------------------------------------------------------------------|--|
| Signal analyzer,Rohde&Schwarz,FSV-40,1321.3008K40/101353,3.70 | |
| Switch matrix,Rohde&Schwarz,OSP-B157W8PLUS,1527.1144.05 / 100837,2.10.0.23 | |

General verdict

INFO

Common 5Gx 6Gx # Peak output power 3MHz/3MHz ~ WLAN5Gx n-HT20 mode U-NII-2A

| Test References | |
|-----------------------------------|--------------------------------------------------|
| TC Start | 15.11.2022 09:08:18 |
| Ambit Temp [°C] Humidity [rel%] | 23.6 44 |
| System Version | 3.3.1.8 |
| Test Specification | Common 5Gx 6Gx - none |
| Test Method | |
| TC Version | 0.0.1 |
| My Description | Peak OP 3MHz/3MHz - WLAN5Gx n-HT20 mode U-NII-2A |
| Add. Information | |

| EUT Common Settings WLAN5Gx | |
|-----------------------------|--------|
| Number of Antenna Ports | 1 |
| User Interaction | No |
| Device Class UNII_1 | Client |

| Test Parameter | |
|--------------------------------------------------|----------------------------------------|
| Technology to test | WLAN5Gx n-HT20 mode |
| Antenna Port used | 1 |
| Temperature | nom |
| Voltage | nom |
| Frequency low to test | False Freq [MHz] 5260 |
| Frequency mid to test | True Freq [MHz] 5280 |
| Frequency high to test | False Freq [MHz] 5320 |
| Auto Control enabled Power Supply Climatic Box | No No |
| Additional Path Loss [dB] | 0 |
| Switched Path | EUT - SignalingUnit - SpectrumAnalyzer |

| Test Equipment | |
|----------------------------------------------------------------------------|--|
| Signal analyzer,Rohde&Schwarz,FSV-40,1321.3008K40/101353,3.70 | |
| Switch matrix,Rohde&Schwarz,OSP-B157W8PLUS,1527.1144.05 / 100837,2.10.0.23 | |

Test at TX 5280 MHz

RESULT: Reference Power cond.

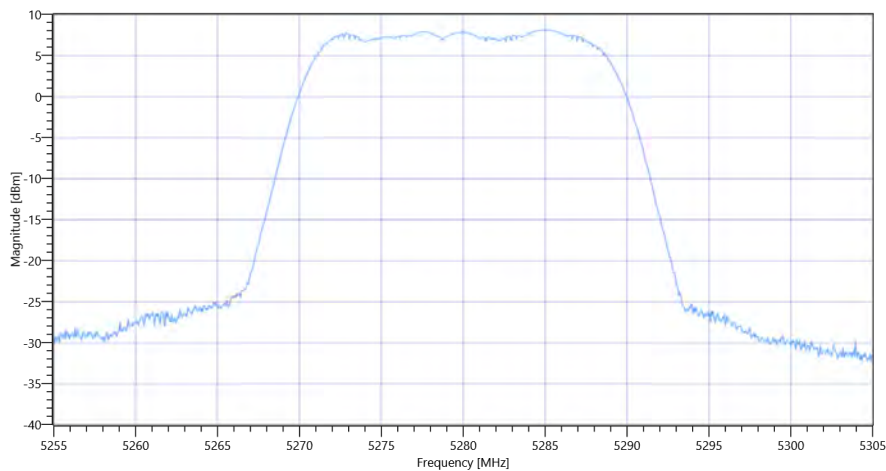
| Test Description | Lower Limit | Upper Limit | Measured | Unit | Verdict |
|-------------------------------|-------------|-------------|----------|------|---------|
| Ref. Power 1MHz/1MHz cond. | --- | --- | 2.35 | dBm | INFO |
| Ref. Frequency | --- | --- | 5276.800 | MHz | INFO |

READ SA SETTINGS:

| | |
|------------------------------------------------------|-----------------------|
| RefLevel [dBm] RefLevelOffset [dB] InpAtt [dB] | 14.35 3.42 30 |
| Start [MHz] Stop [MHz] | 5255.000 5305.000 |
| RBW [MHz] VBW [MHz] | 3.000000 3.000000 |
| Detector TraceMode | POS MAXH |
| Sweep: Time [ms] Count Points per Section Type | 300 20 1001 SWE |

RESULT

| Test Description | Lower Limit | Upper Limit | Measured | Unit | Verdict |
|-------------------|-------------|-------------|----------|------|---------|
| Peak Power | --- | --- | 8.16 | dBm | INFO |
| Peak Power | --- | --- | 6.546362 | mW | INFO |
| Frequency at Peak | --- | --- | 5285.095 | MHz | INFO |



Common 5Gx 6Gx # Peak output power 3MHz-3MHz ~ WLAN5Gx n-HT20 mode U-NII-2A

General verdict

PASS

FCC 15.247 # Max output power and psd ~ WLAN5Gx n-HT20 mode U-NII-2A

| Test References | |
|-----------------------------------|------------------------------------------------------------------|
| TC Start | 15.11.2022 09:08:48 |
| Ambit Temp [°C] Humidity [rel%] | 23.6 44 |
| System Version | 3.3.1.8 |
| Test Specification | FCC 15.247 - |
| Test Method | KDB789033 D02, F., E.2.e. |
| TC Version | 0.0.1 |
| My Description | FCC 15.407 Max Output Power & PSD - WLAN5Gx n-HT20 mode U-NII-2A |
| Add. Information | |

| EUT Common Settings WLAN5Gx | |
|-----------------------------|--------|
| Number of Antenna Ports | 1 |
| User Interaction | No |
| Device Class UNII_1 | Client |

| Test Parameter | |
|--------------------------------------------------|----------------------------------------|
| Technology to test | WLAN5Gx n-HT20 mode |
| Antenna Port used | 1 |
| Temperature | nom |
| Voltage | nom |
| Frequency low to test | False Freq [MHz] 5260 |
| Frequency mid to test | True Freq [MHz] 5280 |
| Frequency high to test | False Freq [MHz] 5320 |
| Auto Control enabled Power Supply Climatic Box | No No |
| Additional Path Loss [dB] | 0 |
| Switched Path | EUT - SignalingUnit - SpectrumAnalyzer |

| Test Equipment | |
|----------------------------------------------------------------------------|--|
| Signal analyzer,Rohde&Schwarz,FSV-40,1321.3008K40/101353,3.70 | |
| Switch matrix,Rohde&Schwarz,OSP-B157W8PLUS,1527.1144.05 / 100837,2.10.0.23 | |

Test at TX 5280 MHz

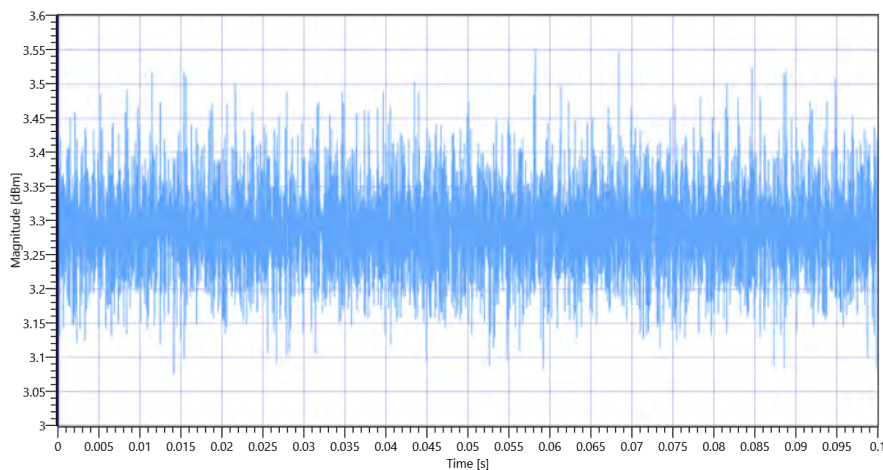
RESULT: Reference Power cond.

| Test Description | Lower Limit | Upper Limit | Measured | Unit | Verdict |
|-------------------------------|-------------|-------------|----------|------|---------|
| Ref. Power 1MHz/1MHz cond. | --- | --- | 2.41 | dBm | INFO |
| Ref. Frequency | --- | --- | 5272.410 | MHz | INFO |

Evaluation max. Duty Cycle

Duty Cycle evaluation

| Test Description | Lower Limit | Upper Limit | Measured | Unit | Verdict |
|------------------------------------------------------------|-------------|-------------|----------|------|---------|
| No enough Bursts detected, Duty Cycle Burst Ratio set to 1 | | | | | |
| Duty Cycle (Burst Ratio) max | --- | --- | 1 | --- | INFO |
| Duty Cycle max | --- | --- | 0 | dB | INFO |
| Duty Cycle (Burst Ratio) min | --- | --- | 1 | --- | INFO |
| Duty Cycle min | --- | --- | 0 | dB | INFO |

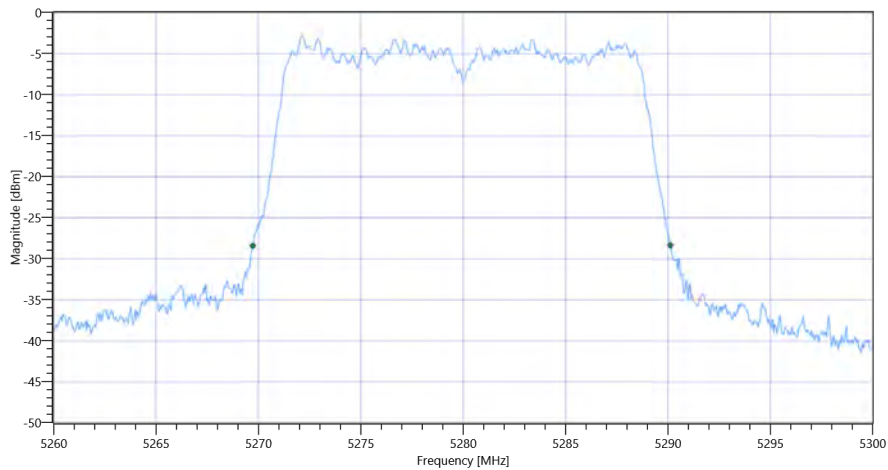


FCC 15.247 # Max output power and psd ~ WLAN5Gx n-HT20 mode U-NII-2A 5280 MHz - DutyCycle

Evaluation Bandwidth

RESULT

| Test Description | Lower Limit | Upper Limit | Measured | Unit | Verdict |
|------------------|-------------|-------------|-----------|------|---------|
| Bandwidth 26dB | --- | --- | 20.4 | MHz | INFO |
| T1 26dB | --- | --- | 5269.7200 | MHz | INFO |
| T2 26dB | --- | --- | 5290.1200 | MHz | INFO |



FCC 15.247 # Max output power and psd ~ WLAN5Gx n-HT20 mode U-NII-2A_BW

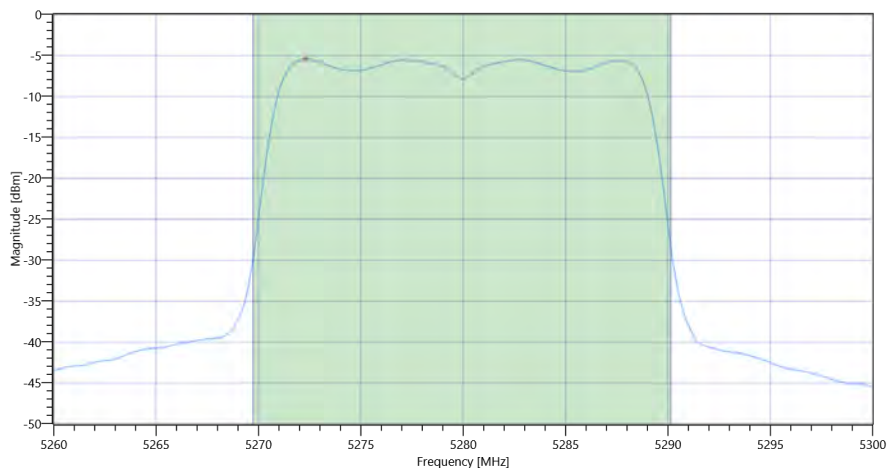
Maximum Output Power

READ SA SETTINGS:

| | |
|------------------------------------------------------|-----------------------|
| RefLevel [dBm] RefLevelOffset [dB] InpAtt [dB] | 14.41 3.42 25 |
| Start [MHz] Stop [MHz] | 5260.000 5300.000 |
| RBW [MHz] VBW [MHz] | 1.000000 3.000000 |
| Detector TraceMode | RMS MAXH |
| Sweep: Time [ms] Count Points per Section Type | 53700 1 161 SWE |

RESULT

| Test Description | Lower Limit | Upper Limit | Measured | Unit | Verdict |
|-------------------------------|-------------|-------------|----------|------|---------|
| Max Output Power | --- | --- | 6.07 | dBm | INFO |
| Duty Cycle Correction | --- | --- | 0 | dB | INFO |
| Limit absolute | | | | | |
| Max Output Power DC corrected | --- | 24 | 6.07 | dBm | PASS |
| Limit: 11 dBm + 10 log 20.4 | | | | | |
| Max Output Power DC corrected | --- | 24.1 | 6.07 | dBm | PASS |



FCC 15.247 # Max output power and psd ~ WLAN5Gx n-HT20 mode U-NII-2A Max OP and PSD

Power Spectral Density

| RESULT | | | | | |
|-------------------------------------|-------------|-------------|----------|----------|---------|
| Test Description | Lower Limit | Upper Limit | Measured | Unit | Verdict |
| Power Spectral Density | --- | --- | -5.47 | dBm/1MHz | INFO |
| Duty Cycle Correction | --- | --- | 0 | dB | INFO |
| Power Spectral Density DC corrected | --- | 11 | -5.47 | dBm/1MHz | PASS |
| General verdict | | | PASS | | |

ISED RSS247 # Max output power and psd ~ WLAN5Gx n-HT20 mode U-NII-2A

| Test References | |
|-----------------------------------|------------------------------------------------------------|
| TC Start | 15.11.2022 09:10:31 |
| Ambit Temp [°C] Humidity [rel%] | 23.6 44 |
| System Version | 3.3.1.8 |
| Test Specification | ISED RSS247 - |
| Test Method | |
| TC Version | 0.0.1 |
| My Description | ISED Max Output Power & PSD - WLAN5Gx n-HT20 mode U-NII-2A |
| Add. Information | |

| EUT Common Settings WLAN5Gx | |
|-----------------------------|--------|
| Number of Antenna Ports | 1 |
| User Interaction | No |
| Device Class UNII_1 | Client |

| Test Parameter | |
|--------------------------------------------------|----------------------------------------|
| Technology to test | WLAN5Gx n-HT20 mode |
| Antenna Port used | 1 |
| Temperature | nom |
| Voltage | nom |
| Frequency low to test | False Freq [MHz] 5260 |
| Frequency mid to test | True Freq [MHz] 5280 |
| Frequency high to test | False Freq [MHz] 5320 |
| Auto Control enabled Power Supply Climatic Box | No No |
| Additional Path Loss [dB] | 0 |
| Switched Path | EUT - SignalingUnit - SpectrumAnalyzer |

| Test Equipment | |
|----------------------------------------------------------------------------|--|
| Signal analyzer,Rohde&Schwarz,FSV-40,1321.3008K40/101353,3.70 | |
| Switch matrix,Rohde&Schwarz,OSP-B157W8PLUS,1527.1144.05 / 100837,2.10.0.23 | |

Test at TX 5280 MHz

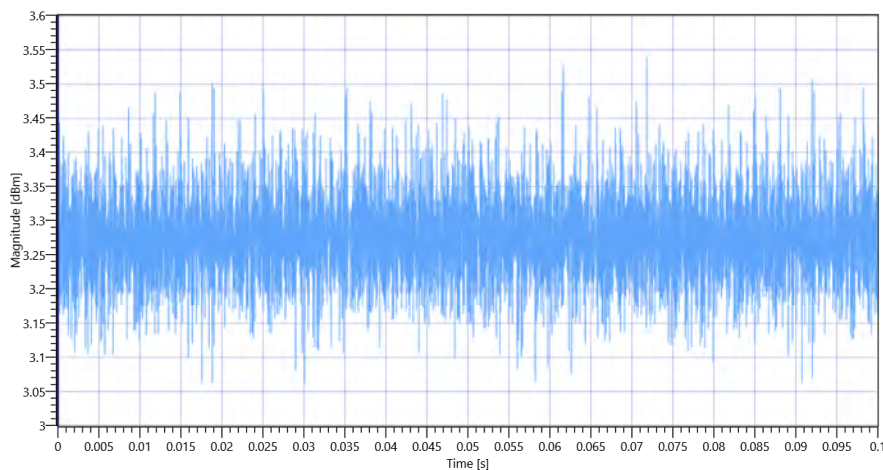
RESULT: Reference Power cond.

| Test Description | Lower Limit | Upper Limit | Measured | Unit | Verdict |
|-------------------------------|-------------|-------------|----------|------|---------|
| Ref. Power 1MHz/1MHz cond. | --- | --- | 2.22 | dBm | INFO |
| Ref. Frequency | --- | --- | 5282.800 | MHz | INFO |

Evaluation max. Duty Cycle

Duty Cycle evaluation

| Test Description | Lower Limit | Upper Limit | Measured | Unit | Verdict |
|------------------------------------------------------------|-------------|-------------|----------|------|---------|
| No enough Bursts detected, Duty Cycle Burst Ratio set to 1 | | | | | |
| Duty Cycle (Burst Ratio) max | --- | --- | 1 | --- | INFO |
| Duty Cycle max | --- | --- | 0 | dB | INFO |
| Duty Cycle (Burst Ratio) min | --- | --- | 1 | --- | INFO |
| Duty Cycle min | --- | --- | 0 | dB | INFO |

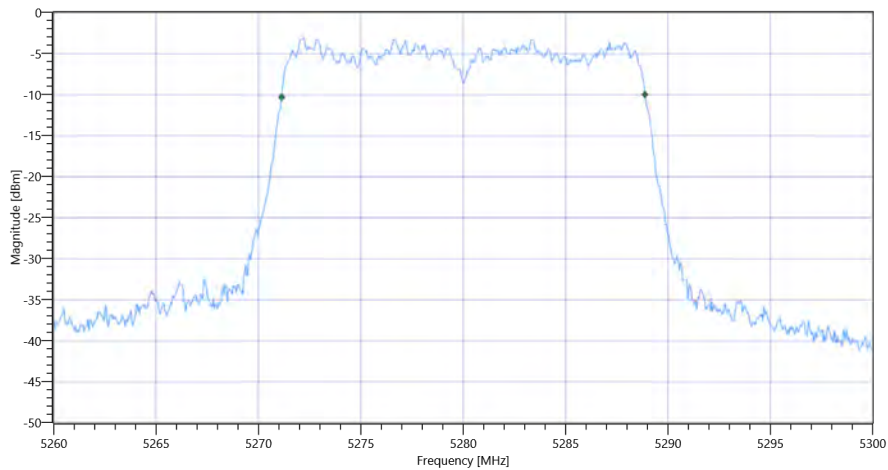


ISED RSS247 # Max output power and psd ~ WLAN5Gx n-HT20 mode U-NII-2A 5280 MHz - DutyCycle

Evaluation Bandwidth

RESULT

| Test Description | Lower Limit | Upper Limit | Measured | Unit | Verdict |
|------------------|-------------|-------------|-----------|------|---------|
| Bandwidth 99% | --- | --- | 17.742 | MHz | INFO |
| T1 99% | --- | --- | 5271.1289 | MHz | INFO |
| T2 99% | --- | --- | 5288.8711 | MHz | INFO |



ISED RSS247 # Max output power and psd ~ WLAN5Gx n-HT20 mode U-NII-2A_BW

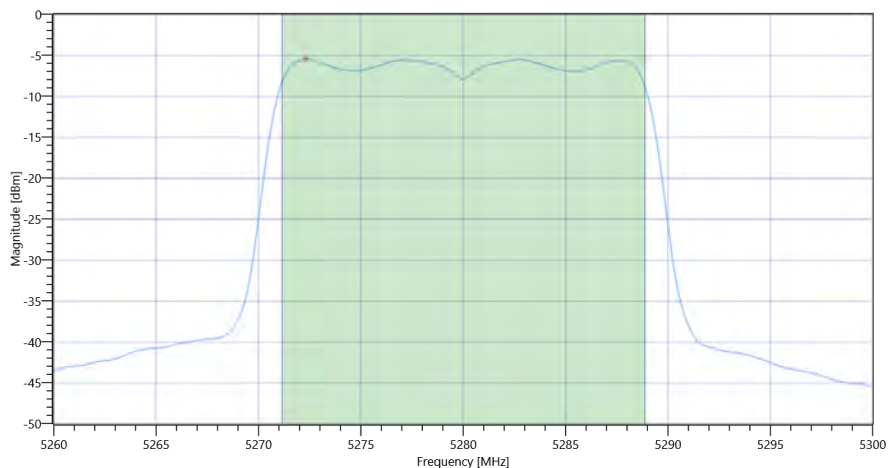
Maximum Output Power

READ SA SETTINGS:

| | |
|------------------------------------------------------|-----------------------|
| RefLevel [dBm] RefLevelOffset [dB] InpAtt [dB] | 14.22 3.42 25 |
| Start [MHz] Stop [MHz] | 5260.000 5300.000 |
| RBW [MHz] VBW [MHz] | 1.000000 3.000000 |
| Detector TraceMode | RMS MAXH |
| Sweep: Time [ms] Count Points per Section Type | 53700 1 161 SWE |

RESULT

| Test Description | Lower Limit | Upper Limit | Measured | Unit | Verdict |
|-------------------------------|-------------|-------------|----------|------|---------|
| Max Output Power | --- | --- | 5.97 | dBm | INFO |
| Duty Cycle Correction | --- | --- | 0 | dB | INFO |
| Limit absolute | | | | | |
| Max Output Power DC corrected | --- | 24 | 5.97 | dBm | PASS |
| Limit: 11 dBm + 10 log 17.742 | | | | | |
| Max Output Power DC corrected | --- | 23.49 | 5.97 | dBm | PASS |



ISED RSS247 # Max output power and psd ~ WLAN5Gx n-HT20 mode U-NII-2A Max OP and PSD

Power Spectral Density

| RESULT | | | | | |
|-------------------------------------|-------------|-------------|----------|----------|---------|
| Test Description | Lower Limit | Upper Limit | Measured | Unit | Verdict |
| Power Spectral Density | --- | --- | -5.48 | dBm/1MHz | INFO |
| Duty Cycle Correction | --- | --- | 0 | dB | INFO |
| Power Spectral Density DC corrected | --- | 11 | -5.48 | dBm/1MHz | PASS |
| General verdict | | | PASS | | |

FCC 15.407, ISED RSS247 # Bandwidths 99PCT and 26dB ~ WLAN5Gx n-HT20 mode U-NII-2A

| Test References | |
|-----------------------------------|------------------------------------------------------|
| TC Start | 15.11.2022 09:12:14 |
| Ambit Temp [°C] Humidity [rel%] | 23.6 44 |
| System Version | 3.3.1.8 |
| Test Specification | FCC 15.407, ISED RSS247 - |
| Test Method | 26dB Bandwidth KDB789033 D02, C.1 / ISED RSS-GEN |
| TC Version | 0.0.1 |
| My Description | FCC 15.407 Bandwidths - WLAN5Gx n-HT20 mode U-NII-2A |
| Add. Information | |

| EUT Common Settings WLAN5Gx | |
|-----------------------------|--------|
| Number of Antenna Ports | 1 |
| User Interaction | No |
| Device Class UNII_1 | Client |

| Test Parameter | |
|--------------------------------------------------|----------------------------------------|
| Technology to test | WLAN5Gx n-HT20 mode |
| Antenna Port used | 1 |
| Temperature | nom |
| Voltage | nom |
| Frequency low to test | False Freq [MHz] 5260 |
| Frequency mid to test | True Freq [MHz] 5280 |
| Frequency high to test | False Freq [MHz] 5320 |
| Auto Control enabled Power Supply Climatic Box | No No |
| Additional Path Loss [dB] | 0 |
| Switched Path | EUT - SignalingUnit - SpectrumAnalyzer |

| Test Equipment | |
|----------------------------------------------------------------------------|--|
| Signal analyzer,Rohde&Schwarz,FSV-40,1321.3008K40/101353,3.70 | |
| Switch matrix,Rohde&Schwarz,OSP-B157W8PLUS,1527.1144.05 / 100837,2.10.0.23 | |

Test at TX 5280 MHz

RESULT: Reference Power cond.

| Test Description | Lower Limit | Upper Limit | Measured | Unit | Verdict |
|-------------------------------|-------------|-------------|----------|------|---------|
| Ref. Power 1MHz/1MHz cond. | --- | --- | 2.31 | dBm | INFO |
| Ref. Frequency | --- | --- | 5282.000 | MHz | INFO |

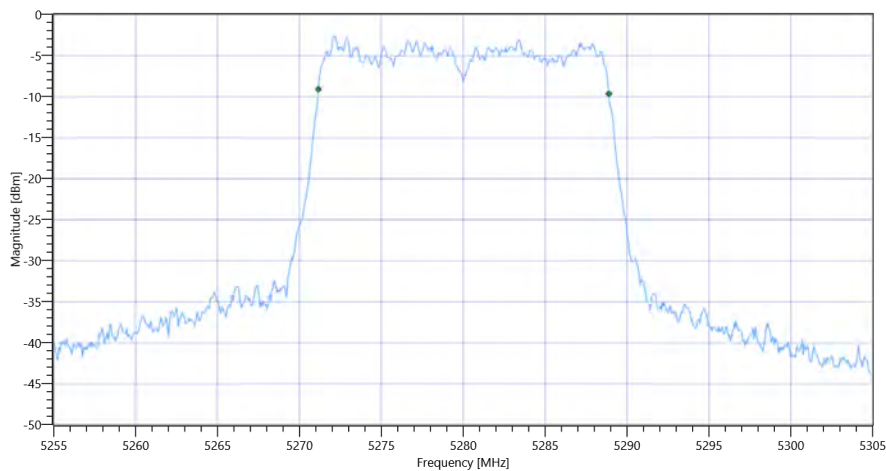
READ SA SETTINGS:

| | |
|------------------------------------------------------|-----------------------|
| RefLevel [dBm] RefLevelOffset [dB] InpAtt [dB] | 10.32 3.42 25 |
| Start [MHz] Stop [MHz] | 5255.000 5305.000 |
| RBW [MHz] VBW [MHz] | 0.300000 1.000000 |
| Detector TraceMode | POS MAXH |
| Sweep: Time [ms] Count Points per Section Type | 1 2500 1001 SWE |

RESULT

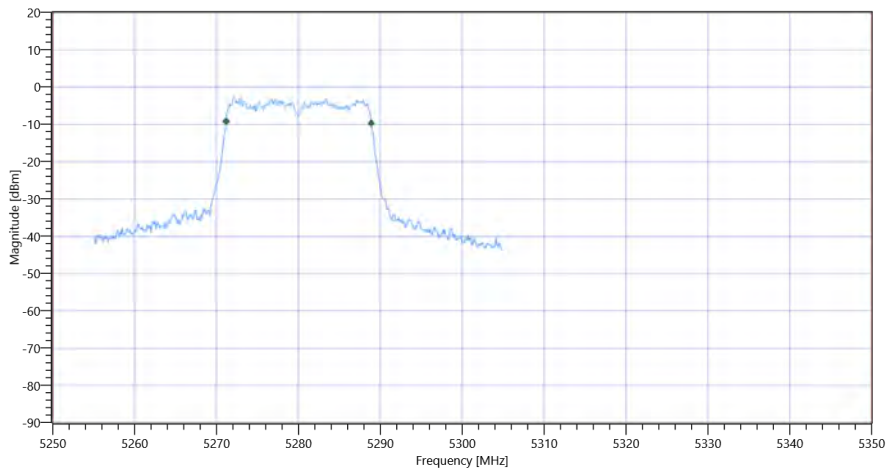
| Test Description | Lower Limit | Upper Limit | Measured | Unit | Verdict |
|------------------|-------------|-------------|-----------|------|---------|
| Bandwidth 99% | --- | --- | 17.732 | MHz | INFO |
| T1 99% | 5250.000000 | --- | 5271.1588 | MHz | PASS |
| T2 99% | --- | 5350.000000 | 5288.8911 | MHz | PASS |

Plot: Bandwidth only



FCC 15.407, ISED RSS247 # Bandwidths 99PCT and 26dB ~ WLAN5Gx n-HT20 mode U-NII-2A 99PCT

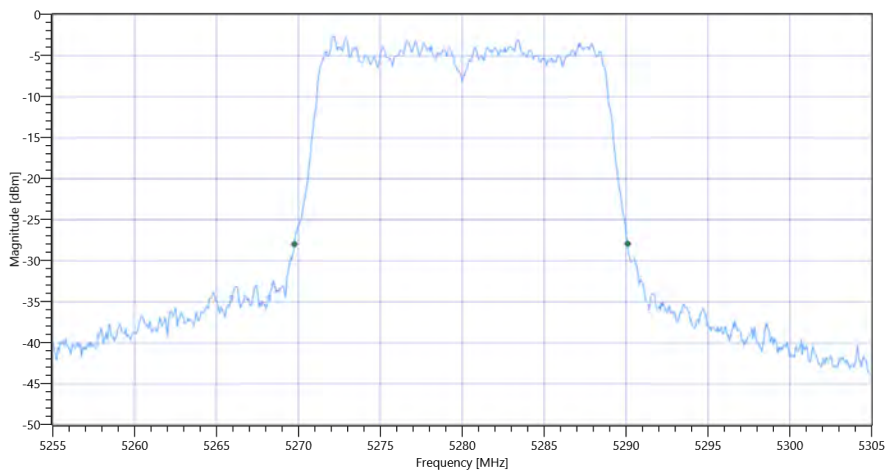
Plot: Bandwidth within Band



FCC 15.407, ISED RSS247 # Bandwidths 99PCT and 26dB ~ WLAN5Gx n-HT20 mode U-NII-2A

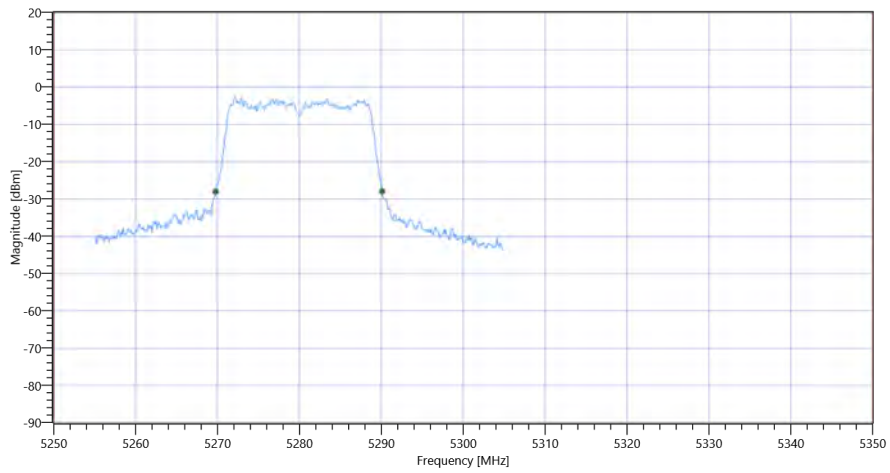
| RESULT | | | | | |
|------------------|-------------|-------------|-----------|------|---------|
| Test Description | Lower Limit | Upper Limit | Measured | Unit | Verdict |
| Bandwidth 26dB | --- | --- | 20.35 | MHz | INFO |
| T1 26dB | 5250.000000 | --- | 5269.7500 | MHz | PASS |
| T2 26dB | --- | 5350.000000 | 5290.1000 | MHz | PASS |

Plot: Bandwidth only



FCC 15.407, ISED RSS247 # Bandwidths 99PCT and 26dB ~ WLAN5Gx n-HT20 mode U-NII-2A 26dB

Plot: Bandwidth within Band



FCC 15.407, ISED RSS247 # Bandwidths 99PCT and 26dB ~ WLAN5Gx n-HT20 mode U-NII-2A

General verdict

PASS

Message with SA scan ~

| Test References | |
|-----------------------------------|--------------------------------------|
| TC Start | 15.11.2022 09:13:06 |
| Ambit Temp [°C] Humidity [rel%] | 23.7 44 |
| System Version | 3.3.1.8 |
| Test Specification | - |
| Test Method | |
| TC Version | 0.0.1 |
| My Description | Message with SA Scan n_HT20_U_NII_2A |
| Add. Information | |

| Test Parameter | |
|----------------|------------------------------------------------------|
| Switched Path | EUT - SignalingUnit - SpectrumAnalyzer |
| Message start | 15.11.2022 09:13:07 |
| Message | set WLAN5Gx to n_HT20_U_NII_2A, Frequency [MHz] 5320 |

| Test Equipment | |
|----------------------------------------------------------------------------|--|
| Signal analyzer,Rohde&Schwarz,FSV-40,1321.3008K40/101353,3.70 | |
| Switch matrix,Rohde&Schwarz,OSP-B157W8PLUS,1527.1144.05 / 100837,2.10.0.23 | |

General verdict

INFO

Common 5Gx 6Gx # Peak output power 3MHz/3MHz ~ WLAN5Gx n-HT20 mode U-NII-2A

| Test References | |
|-----------------------------------|--------------------------------------------------|
| TC Start | 15.11.2022 09:14:41 |
| Ambit Temp [°C] Humidity [rel%] | 23.7 44 |
| System Version | 3.3.1.8 |
| Test Specification | Common 5Gx 6Gx - none |
| Test Method | |
| TC Version | 0.0.1 |
| My Description | Peak OP 3MHz/3MHz - WLAN5Gx n-HT20 mode U-NII-2A |
| Add. Information | |

| EUT Common Settings WLAN5Gx | |
|-----------------------------|--------|
| Number of Antenna Ports | 1 |
| User Interaction | No |
| Device Class UNII_1 | Client |

| Test Parameter | |
|--------------------------------------------------|----------------------------------------|
| Technology to test | WLAN5Gx n-HT20 mode |
| Antenna Port used | 1 |
| Temperature | nom |
| Voltage | nom |
| Frequency low to test | False Freq [MHz] 5260 |
| Frequency mid to test | False Freq [MHz] 5280 |
| Frequency high to test | True Freq [MHz] 5320 |
| Auto Control enabled Power Supply Climatic Box | No No |
| Additional Path Loss [dB] | 0 |
| Switched Path | EUT - SignalingUnit - SpectrumAnalyzer |

| Test Equipment | |
|----------------------------------------------------------------------------|--|
| Signal analyzer,Rohde&Schwarz,FSV-40,1321.3008K40/101353,3.70 | |
| Switch matrix,Rohde&Schwarz,OSP-B157W8PLUS,1527.1144.05 / 100837,2.10.0.23 | |

Test at TX 5320 MHz

RESULT: Reference Power cond.

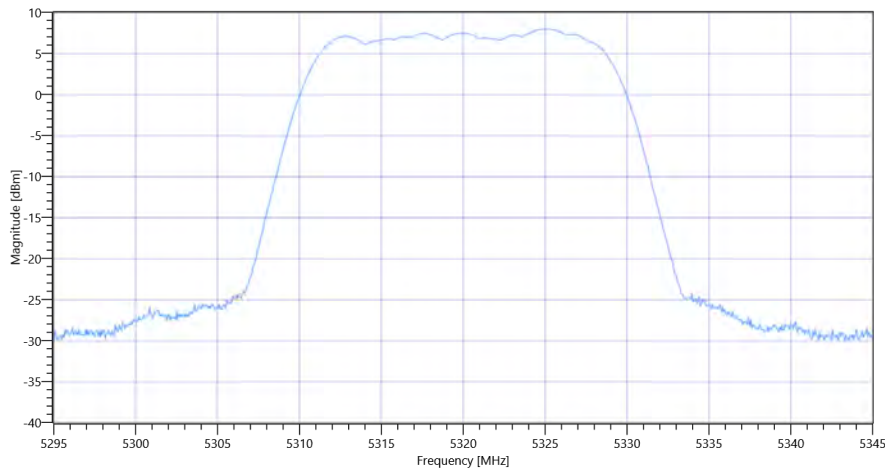
| Test Description | Lower Limit | Upper Limit | Measured | Unit | Verdict |
|-------------------------------|-------------|-------------|----------|------|---------|
| Ref. Power 1MHz/1MHz cond. | --- | --- | 1.83 | dBm | INFO |
| Ref. Frequency | --- | --- | 5327.790 | MHz | INFO |

READ SA SETTINGS:

| | |
|------------------------------------------------------|-----------------------|
| RefLevel [dBm] RefLevelOffset [dB] InpAtt [dB] | 13.83 3.42 30 |
| Start [MHz] Stop [MHz] | 5295.000 5345.000 |
| RBW [MHz] VBW [MHz] | 3.000000 3.000000 |
| Detector TraceMode | POS MAXH |
| Sweep: Time [ms] Count Points per Section Type | 300 20 1001 SWE |

RESULT

| Test Description | Lower Limit | Upper Limit | Measured | Unit | Verdict |
|-------------------|-------------|-------------|----------|------|---------|
| Peak Power | --- | --- | 7.99 | dBm | INFO |
| Peak Power | --- | --- | 6.295062 | mW | INFO |
| Frequency at Peak | --- | --- | 5325.095 | MHz | INFO |



Common 5Gx 6Gx # Peak output power 3MHz-3MHz ~ WLAN5Gx n-HT20 mode U-NII-2A

General verdict

PASS

FCC 15.247 # Max output power and psd ~ WLAN5Gx n-HT20 mode U-NII-2A

| Test References | |
|-----------------------------------|------------------------------------------------------------------|
| TC Start | 15.11.2022 09:15:12 |
| Ambit Temp [°C] Humidity [rel%] | 23.7 44 |
| System Version | 3.3.1.8 |
| Test Specification | FCC 15.247 - |
| Test Method | KDB789033 D02, F., E.2.e. |
| TC Version | 0.0.1 |
| My Description | FCC 15.407 Max Output Power & PSD - WLAN5Gx n-HT20 mode U-NII-2A |
| Add. Information | |

| EUT Common Settings WLAN5Gx | |
|-----------------------------|--------|
| Number of Antenna Ports | 1 |
| User Interaction | No |
| Device Class UNII_1 | Client |

| Test Parameter | |
|--------------------------------------------------|----------------------------------------|
| Technology to test | WLAN5Gx n-HT20 mode |
| Antenna Port used | 1 |
| Temperature | nom |
| Voltage | nom |
| Frequency low to test | False Freq [MHz] 5260 |
| Frequency mid to test | False Freq [MHz] 5280 |
| Frequency high to test | True Freq [MHz] 5320 |
| Auto Control enabled Power Supply Climatic Box | No No |
| Additional Path Loss [dB] | 0 |
| Switched Path | EUT - SignalingUnit - SpectrumAnalyzer |

| Test Equipment | |
|----------------------------------------------------------------------------|--|
| Signal analyzer,Rohde&Schwarz,FSV-40,1321.3008K40/101353,3.70 | |
| Switch matrix,Rohde&Schwarz,OSP-B157W8PLUS,1527.1144.05 / 100837,2.10.0.23 | |

Test at TX 5320 MHz

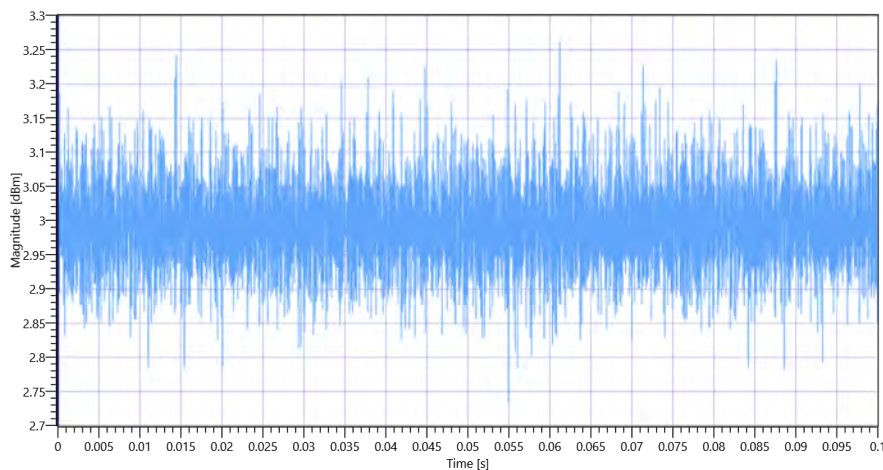
RESULT: Reference Power cond.

| Test Description | Lower Limit | Upper Limit | Measured | Unit | Verdict |
|-------------------------------|-------------|-------------|----------|------|---------|
| Ref. Power 1MHz/1MHz cond. | --- | --- | 1.84 | dBm | INFO |
| Ref. Frequency | --- | --- | 5323.000 | MHz | INFO |

Evaluation max. Duty Cycle

Duty Cycle evaluation

| Test Description | Lower Limit | Upper Limit | Measured | Unit | Verdict |
|------------------------------------------------------------|-------------|-------------|----------|------|---------|
| No enough Bursts detected, Duty Cycle Burst Ratio set to 1 | | | | | |
| Duty Cycle (Burst Ratio) max | --- | --- | 1 | --- | INFO |
| Duty Cycle max | --- | --- | 0 | dB | INFO |
| Duty Cycle (Burst Ratio) min | --- | --- | 1 | --- | INFO |
| Duty Cycle min | --- | --- | 0 | dB | INFO |

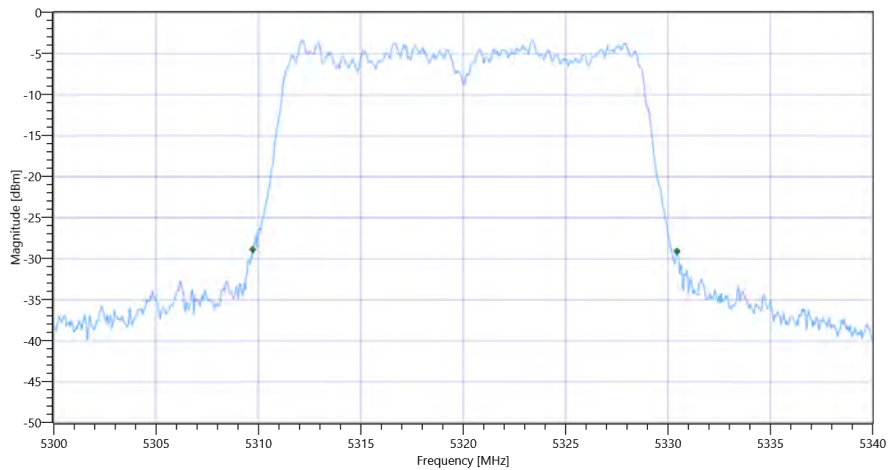


FCC 15.247 # Max output power and psd ~ WLAN5Gx n-HT20 mode U-NII-2A 5320 MHz - DutyCycle

Evaluation Bandwidth

RESULT

| Test Description | Lower Limit | Upper Limit | Measured | Unit | Verdict |
|------------------|-------------|-------------|-----------|------|---------|
| Bandwidth 26dB | --- | --- | 20.72 | MHz | INFO |
| T1 26dB | --- | --- | 5309.7200 | MHz | INFO |
| T2 26dB | --- | --- | 5330.4400 | MHz | INFO |



FCC 15.247 # Max output power and psd ~ WLAN5Gx n-HT20 mode U-NII-2A_BW

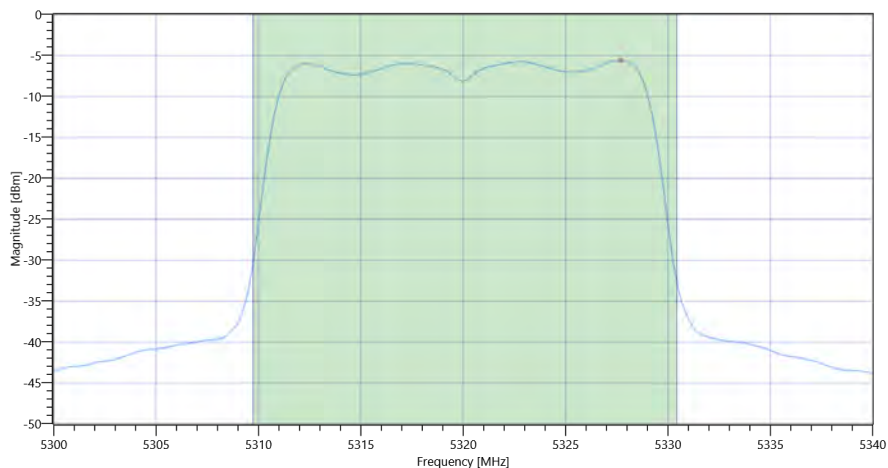
Maximum Output Power

READ SA SETTINGS:

| | |
|------------------------------------------------------|-----------------------|
| RefLevel [dBm] RefLevelOffset [dB] InpAtt [dB] | 13.84 3.42 25 |
| Start [MHz] Stop [MHz] | 5300.000 5340.000 |
| RBW [MHz] VBW [MHz] | 1.000000 3.000000 |
| Detector TraceMode | RMS MAXH |
| Sweep: Time [ms] Count Points per Section Type | 53700 1 161 SWE |

RESULT

| Test Description | Lower Limit | Upper Limit | Measured | Unit | Verdict |
|-------------------------------|-------------|-------------|----------|------|---------|
| Max Output Power | --- | --- | 5.78 | dBm | INFO |
| Duty Cycle Correction | --- | --- | 0 | dB | INFO |
| Limit absolute | | | | | |
| Max Output Power DC corrected | --- | 24 | 5.78 | dBm | PASS |
| Limit: 11 dBm + 10 log 20.72 | | | | | |
| Max Output Power DC corrected | --- | 24.16 | 5.78 | dBm | PASS |



FCC 15.247 # Max output power and psd ~ WLAN5Gx n-HT20 mode U-NII-2A Max OP and PSD

Power Spectral Density

| RESULT | | | | | |
|-------------------------------------|-------------|-------------|----------|----------|---------|
| Test Description | Lower Limit | Upper Limit | Measured | Unit | Verdict |
| Power Spectral Density | --- | --- | -5.61 | dBm/1MHz | INFO |
| Duty Cycle Correction | --- | --- | 0 | dB | INFO |
| Power Spectral Density DC corrected | --- | 11 | -5.61 | dBm/1MHz | PASS |
| General verdict | | | PASS | | |

ISED RSS247 # Max output power and psd ~ WLAN5Gx n-HT20 mode U-NII-2A

| Test References | |
|-----------------------------------|------------------------------------------------------------|
| TC Start | 15.11.2022 09:16:55 |
| Ambit Temp [°C] Humidity [rel%] | 23.7 44 |
| System Version | 3.3.1.8 |
| Test Specification | ISED RSS247 - |
| Test Method | |
| TC Version | 0.0.1 |
| My Description | ISED Max Output Power & PSD - WLAN5Gx n-HT20 mode U-NII-2A |
| Add. Information | |

| EUT Common Settings WLAN5Gx | |
|-----------------------------|--------|
| Number of Antenna Ports | 1 |
| User Interaction | No |
| Device Class UNII_1 | Client |

| Test Parameter | |
|--------------------------------------------------|----------------------------------------|
| Technology to test | WLAN5Gx n-HT20 mode |
| Antenna Port used | 1 |
| Temperature | nom |
| Voltage | nom |
| Frequency low to test | False Freq [MHz] 5260 |
| Frequency mid to test | False Freq [MHz] 5280 |
| Frequency high to test | True Freq [MHz] 5320 |
| Auto Control enabled Power Supply Climatic Box | No No |
| Additional Path Loss [dB] | 0 |
| Switched Path | EUT - SignalingUnit - SpectrumAnalyzer |

| Test Equipment | |
|----------------------------------------------------------------------------|--|
| Signal analyzer,Rohde&Schwarz,FSV-40,1321.3008K40/101353,3.70 | |
| Switch matrix,Rohde&Schwarz,OSP-B157W8PLUS,1527.1144.05 / 100837,2.10.0.23 | |

Test at TX 5320 MHz

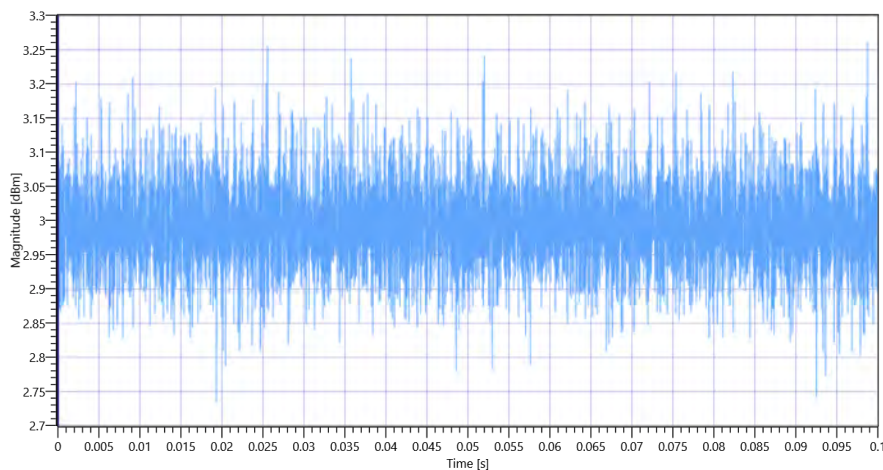
RESULT: Reference Power cond.

| Test Description | Lower Limit | Upper Limit | Measured | Unit | Verdict |
|-------------------------------|-------------|-------------|----------|------|---------|
| Ref. Power 1MHz/1MHz cond. | --- | --- | 1.83 | dBm | INFO |
| Ref. Frequency | --- | --- | 5322.800 | MHz | INFO |

Evaluation max. Duty Cycle

Duty Cycle evaluation

| Test Description | Lower Limit | Upper Limit | Measured | Unit | Verdict |
|------------------------------------------------------------|-------------|-------------|----------|------|---------|
| No enough Bursts detected, Duty Cycle Burst Ratio set to 1 | | | | | |
| Duty Cycle (Burst Ratio) max | --- | --- | 1 | --- | INFO |
| Duty Cycle max | --- | --- | 0 | dB | INFO |
| Duty Cycle (Burst Ratio) min | --- | --- | 1 | --- | INFO |
| Duty Cycle min | --- | --- | 0 | dB | INFO |

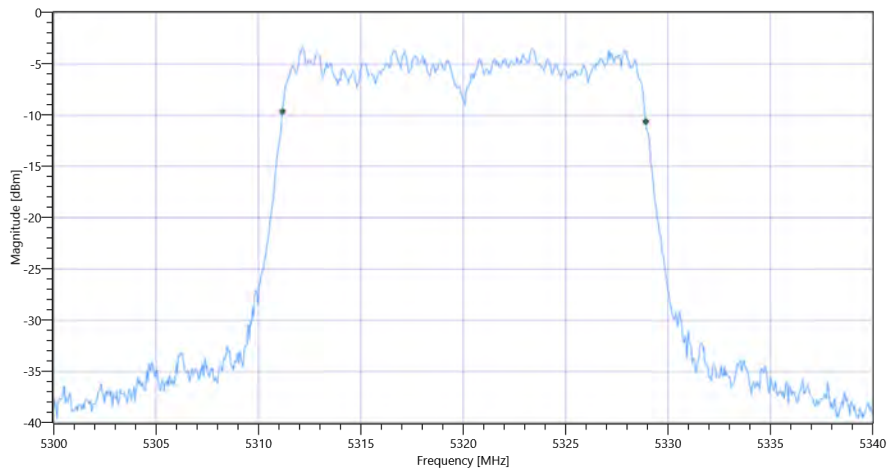


ISED RSS247 # Max output power and psd ~ WLAN5Gx n-HT20 mode U-NII-2A 5320 MHz - DutyCycle

Evaluation Bandwidth

RESULT

| Test Description | Lower Limit | Upper Limit | Measured | Unit | Verdict |
|------------------|-------------|-------------|-----------|------|---------|
| Bandwidth 99% | --- | --- | 17.742 | MHz | INFO |
| T1 99% | --- | --- | 5311.1688 | MHz | INFO |
| T2 99% | --- | --- | 5328.9111 | MHz | INFO |



ISED RSS247 # Max output power and psd ~ WLAN5Gx n-HT20 mode U-NII-2A_BW

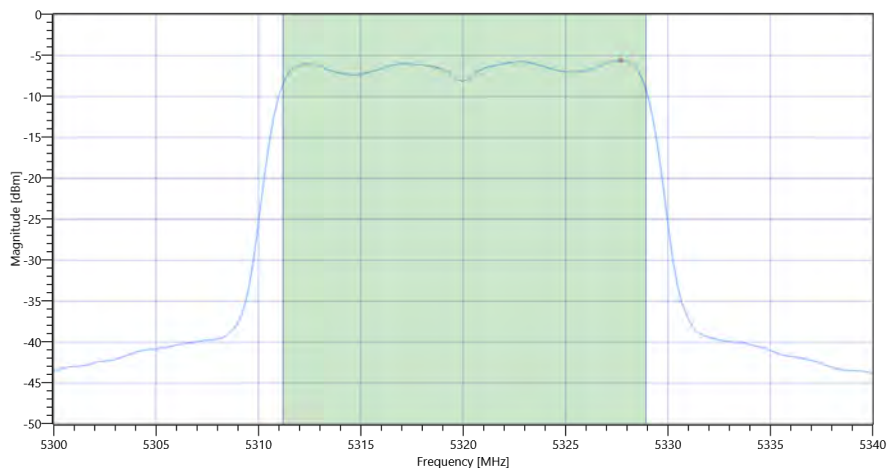
Maximum Output Power

READ SA SETTINGS:

| | |
|------------------------------------------------------|-----------------------|
| RefLevel [dBm] RefLevelOffset [dB] InpAtt [dB] | 13.83 3.42 25 |
| Start [MHz] Stop [MHz] | 5300.000 5340.000 |
| RBW [MHz] VBW [MHz] | 1.000000 3.000000 |
| Detector TraceMode | RMS MAXH |
| Sweep: Time [ms] Count Points per Section Type | 53700 1 161 SWE |

RESULT

| Test Description | Lower Limit | Upper Limit | Measured | Unit | Verdict |
|-------------------------------|-------------|-------------|----------|------|---------|
| Max Output Power | --- | --- | 5.67 | dBm | INFO |
| Duty Cycle Correction | --- | --- | 0 | dB | INFO |
| Limit absolute | | | | | |
| Max Output Power DC corrected | --- | 24 | 5.67 | dBm | PASS |
| Limit: 11 dBm + 10 log 17.742 | | | | | |
| Max Output Power DC corrected | --- | 23.49 | 5.67 | dBm | PASS |



ISED RSS247 # Max output power and psd ~ WLAN5Gx n-HT20 mode U-NII-2A Max OP and PSD

Power Spectral Density

| RESULT | | | | | |
|-------------------------------------|-------------|-------------|----------|----------|---------|
| Test Description | Lower Limit | Upper Limit | Measured | Unit | Verdict |
| Power Spectral Density | --- | --- | -5.61 | dBm/1MHz | INFO |
| Duty Cycle Correction | --- | --- | 0 | dB | INFO |
| Power Spectral Density DC corrected | --- | 11 | -5.61 | dBm/1MHz | PASS |
| General verdict | | | PASS | | |

FCC 15.407, ISED RSS247 # Bandwidths 99PCT and 26dB ~ WLAN5Gx n-HT20 mode U-NII-2A

| Test References | |
|-----------------------------------|------------------------------------------------------|
| TC Start | 15.11.2022 09:18:39 |
| Ambit Temp [°C] Humidity [rel%] | 23.8 44 |
| System Version | 3.3.1.8 |
| Test Specification | FCC 15.407, ISED RSS247 - |
| Test Method | 26dB Bandwidth KDB789033 D02, C.1 / ISED RSS-GEN |
| TC Version | 0.0.1 |
| My Description | FCC 15.407 Bandwidths - WLAN5Gx n-HT20 mode U-NII-2A |
| Add. Information | |

| EUT Common Settings WLAN5Gx | |
|-----------------------------|--------|
| Number of Antenna Ports | 1 |
| User Interaction | No |
| Device Class UNII_1 | Client |

| Test Parameter | |
|--------------------------------------------------|----------------------------------------|
| Technology to test | WLAN5Gx n-HT20 mode |
| Antenna Port used | 1 |
| Temperature | nom |
| Voltage | nom |
| Frequency low to test | False Freq [MHz] 5260 |
| Frequency mid to test | False Freq [MHz] 5280 |
| Frequency high to test | True Freq [MHz] 5320 |
| Auto Control enabled Power Supply Climatic Box | No No |
| Additional Path Loss [dB] | 0 |
| Switched Path | EUT - SignalingUnit - SpectrumAnalyzer |

| Test Equipment | |
|----------------------------------------------------------------------------|--|
| Signal analyzer,Rohde&Schwarz,FSV-40,1321.3008K40/101353,3.70 | |
| Switch matrix,Rohde&Schwarz,OSP-B157W8PLUS,1527.1144.05 / 100837,2.10.0.23 | |

Test at TX 5320 MHz

RESULT: Reference Power cond.

| Test Description | Lower Limit | Upper Limit | Measured | Unit | Verdict |
|-------------------------------|-------------|-------------|----------|------|---------|
| Ref. Power 1MHz/1MHz cond. | --- | --- | 1.93 | dBm | INFO |
| Ref. Frequency | --- | --- | 5327.790 | MHz | INFO |

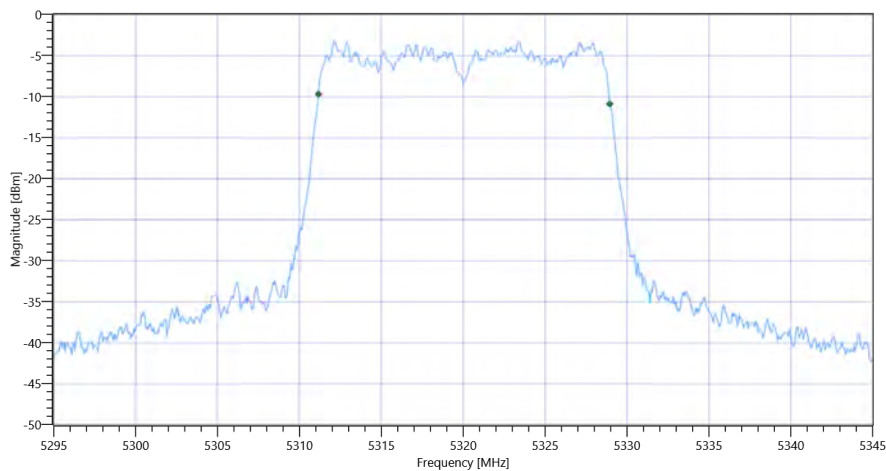
READ SA SETTINGS:

| | |
|------------------------------------------------------|-----------------------|
| RefLevel [dBm] RefLevelOffset [dB] InpAtt [dB] | 9.93 3.42 25 |
| Start [MHz] Stop [MHz] | 5295.000 5345.000 |
| RBW [MHz] VBW [MHz] | 0.300000 1.000000 |
| Detector TraceMode | POS MAXH |
| Sweep: Time [ms] Count Points per Section Type | 1 2500 1001 SWE |

RESULT

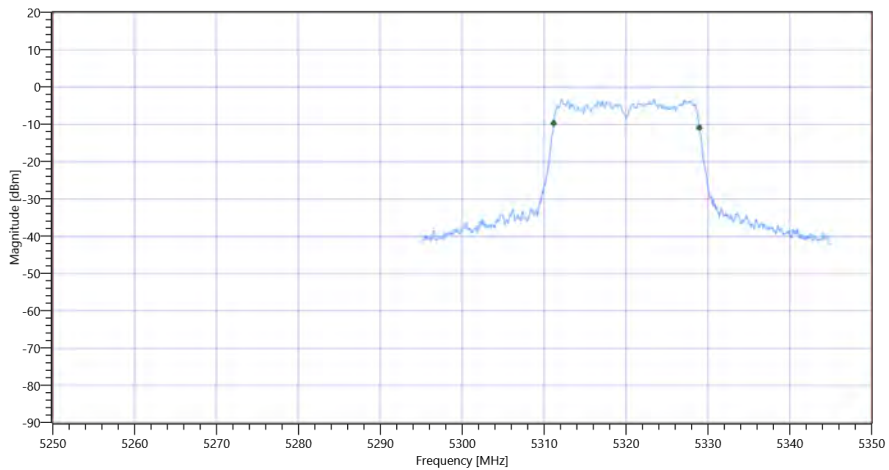
| Test Description | Lower Limit | Upper Limit | Measured | Unit | Verdict |
|------------------|-------------|-------------|-----------|------|---------|
| Bandwidth 99% | --- | --- | 17.782 | MHz | INFO |
| T1 99% | 5250.000000 | --- | 5311.1588 | MHz | PASS |
| T2 99% | --- | 5350.000000 | 5328.9411 | MHz | PASS |

Plot: Bandwidth only



FCC 15.407, ISED RSS247 # Bandwidths 99PCT and 26dB ~ WLAN5Gx n-HT20 mode U-NII-2A 99PCT

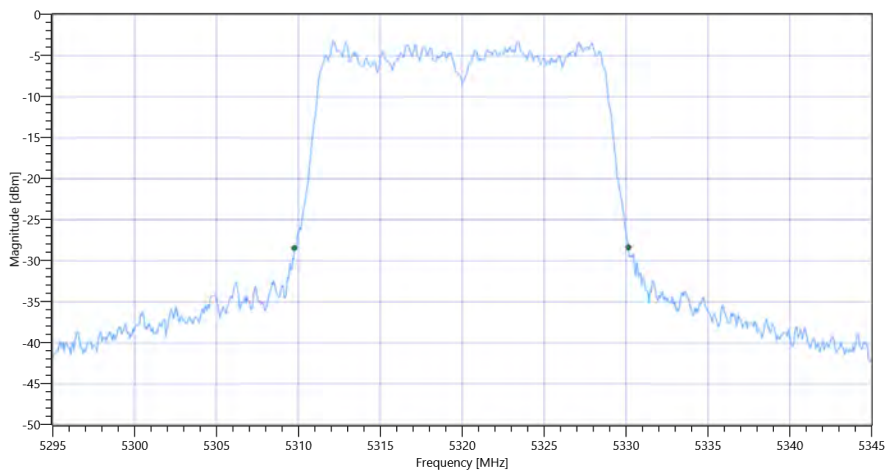
Plot: Bandwidth within Band



FCC 15.407, ISED RSS247 # Bandwidths 99PCT and 26dB ~ WLAN5Gx n-HT20 mode U-NII-2A

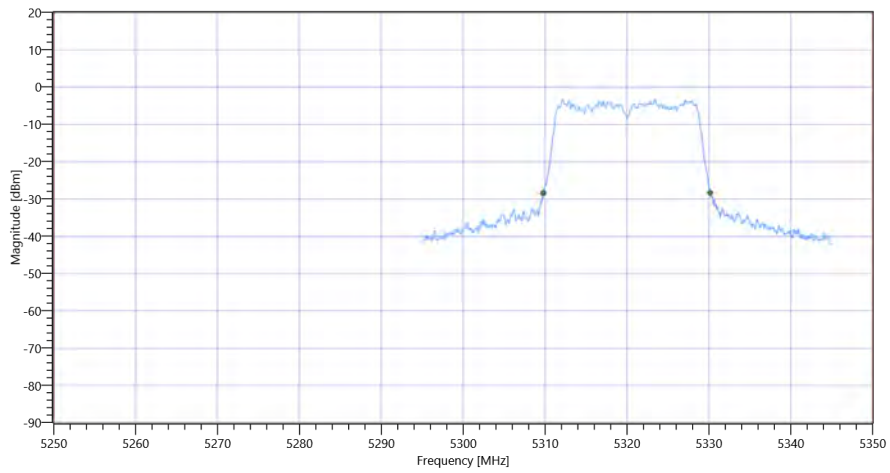
| RESULT | | | | | |
|------------------|-------------|-------------|-----------|------|---------|
| Test Description | Lower Limit | Upper Limit | Measured | Unit | Verdict |
| Bandwidth 26dB | --- | --- | 20.4 | MHz | INFO |
| T1 26dB | 5250.000000 | --- | 5309.7500 | MHz | PASS |
| T2 26dB | --- | 5350.000000 | 5330.1500 | MHz | PASS |

Plot: Bandwidth only



FCC 15.407, ISED RSS247 # Bandwidths 99PCT and 26dB ~ WLAN5Gx n-HT20 mode U-NII-2A 26dB

Plot: Bandwidth within Band



FCC 15.407, ISED RSS247 # Bandwidths 99PCT and 26dB ~ WLAN5Gx n-HT20 mode U-NII-2A

General verdict

PASS

Message with SA scan ~

| Test References | |
|-----------------------------------|--------------------------------------|
| TC Start | 15.11.2022 09:19:31 |
| Ambit Temp [°C] Humidity [rel%] | 23.8 44 |
| System Version | 3.3.1.8 |
| Test Specification | - |
| Test Method | |
| TC Version | 0.0.1 |
| My Description | Message with SA Scan n_HT20_U_NII_2C |
| Add. Information | |

| Test Parameter | |
|----------------|--------------------------------------------------------|
| Switched Path | EUT - SignalingUnit - SpectrumAnalyzer |
| Message start | 15.11.2022 09:19:32 |
| Message | set WLAN5Gx to n_HT20_U_NII_2C, Frequency [MHz] 5500 , |

| Test Equipment | |
|----------------------------------------------------------------------------|--|
| Signal analyzer,Rohde&Schwarz,FSV-40,1321.3008K40/101353,3.70 | |
| Switch matrix,Rohde&Schwarz,OSP-B157W8PLUS,1527.1144.05 / 100837,2.10.0.23 | |

General verdict

INFO

Common 5Gx 6Gx # Peak output power 3MHz/3MHz ~ WLAN5Gx n-HT20 mode U-NII-2C

| Test References | |
|-----------------------------------|--------------------------------------------------|
| TC Start | 15.11.2022 09:21:08 |
| Ambit Temp [°C] Humidity [rel%] | 23.8 44 |
| System Version | 3.3.1.8 |
| Test Specification | Common 5Gx 6Gx - none |
| Test Method | |
| TC Version | 0.0.1 |
| My Description | Peak OP 3MHz/3MHz - WLAN5Gx n-HT20 mode U-NII-2C |
| Add. Information | |

| EUT Common Settings WLAN5Gx | |
|-----------------------------|--------|
| Number of Antenna Ports | 1 |
| User Interaction | No |
| Device Class UNII_1 | Client |

| Test Parameter | |
|--------------------------------------------------|----------------------------------------|
| Technology to test | WLAN5Gx n-HT20 mode |
| Antenna Port used | 1 |
| Temperature | nom |
| Voltage | nom |
| Frequency low to test | True Freq [MHz] 5500 |
| Frequency mid to test | False Freq [MHz] 5600 |
| Frequency high to test | False Freq [MHz] 5700 |
| Auto Control enabled Power Supply Climatic Box | No No |
| Additional Path Loss [dB] | 0 |
| Switched Path | EUT - SignalingUnit - SpectrumAnalyzer |

| Test Equipment | |
|----------------------------------------------------------------------------|--|
| Signal analyzer,Rohde&Schwarz,FSV-40,1321.3008K40/101353,3.70 | |
| Switch matrix,Rohde&Schwarz,OSP-B157W8PLUS,1527.1144.05 / 100837,2.10.0.23 | |

Test at TX 5500 MHz

RESULT: Reference Power cond.

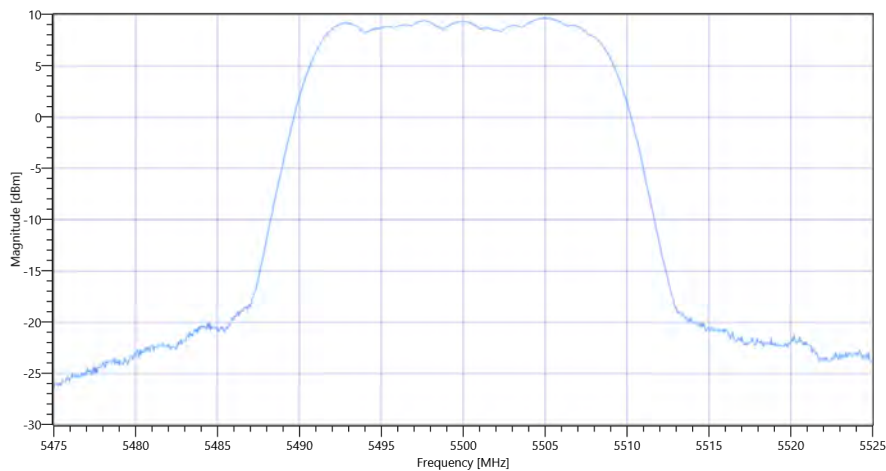
| Test Description | Lower Limit | Upper Limit | Measured | Unit | Verdict |
|-------------------------------|-------------|-------------|----------|------|---------|
| Ref. Power 1MHz/1MHz cond. | --- | --- | 3.50 | dBm | INFO |
| Ref. Frequency | --- | --- | 5498.400 | MHz | INFO |

READ SA SETTINGS:

| | |
|------------------------------------------------------|-----------------------|
| RefLevel [dBm] RefLevelOffset [dB] InpAtt [dB] | 15.50 3.39 30 |
| Start [MHz] Stop [MHz] | 5475.000 5525.000 |
| RBW [MHz] VBW [MHz] | 3.000000 3.000000 |
| Detector TraceMode | POS MAXH |
| Sweep: Time [ms] Count Points per Section Type | 300 20 1001 SWE |

RESULT

| Test Description | Lower Limit | Upper Limit | Measured | Unit | Verdict |
|-------------------|-------------|-------------|----------|------|---------|
| Peak Power | --- | --- | 9.65 | dBm | INFO |
| Peak Power | --- | --- | 9.225714 | mW | INFO |
| Frequency at Peak | --- | --- | 5504.945 | MHz | INFO |



Common 5Gx 6Gx # Peak output power 3MHz-3MHz ~ WLAN5Gx n-HT20 mode U-NII-2C

General verdict

PASS

FCC 15.247 # Max output power and psd ~ WLAN5Gx n-HT20 mode U-NII-2C

| Test References | |
|-----------------------------------|------------------------------------------------------------------|
| TC Start | 15.11.2022 09:21:39 |
| Ambit Temp [°C] Humidity [rel%] | 23.8 44 |
| System Version | 3.3.1.8 |
| Test Specification | FCC 15.247 - |
| Test Method | KDB789033 D02, F., E.2.e. |
| TC Version | 0.0.1 |
| My Description | FCC 15.407 Max Output Power & PSD - WLAN5Gx n-HT20 mode U-NII-2C |
| Add. Information | |

| EUT Common Settings WLAN5Gx | |
|-----------------------------|--------|
| Number of Antenna Ports | 1 |
| User Interaction | No |
| Device Class UNII_1 | Client |

| Test Parameter | |
|--------------------------------------------------|----------------------------------------|
| Technology to test | WLAN5Gx n-HT20 mode |
| Antenna Port used | 1 |
| Temperature | nom |
| Voltage | nom |
| Frequency low to test | True Freq [MHz] 5500 |
| Frequency mid to test | False Freq [MHz] 5600 |
| Frequency high to test | False Freq [MHz] 5700 |
| Auto Control enabled Power Supply Climatic Box | No No |
| Additional Path Loss [dB] | 0 |
| Switched Path | EUT - SignalingUnit - SpectrumAnalyzer |

| Test Equipment | |
|----------------------------------------------------------------------------|--|
| Signal analyzer,Rohde&Schwarz,FSV-40,1321.3008K40/101353,3.70 | |
| Switch matrix,Rohde&Schwarz,OSP-B157W8PLUS,1527.1144.05 / 100837,2.10.0.23 | |

Test at TX 5500 MHz

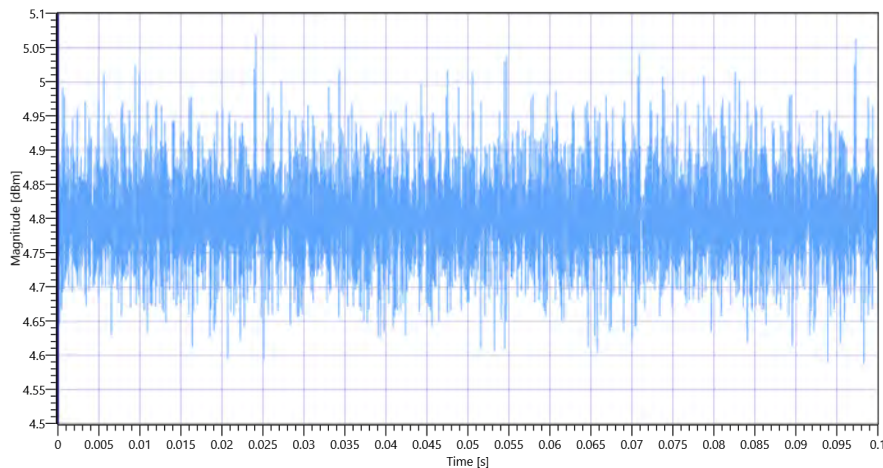
RESULT: Reference Power cond.

| Test Description | Lower Limit | Upper Limit | Measured | Unit | Verdict |
|-------------------------------|-------------|-------------|----------|------|---------|
| Ref. Power 1MHz/1MHz cond. | --- | --- | 3.91 | dBm | INFO |
| Ref. Frequency | --- | --- | 5492.410 | MHz | INFO |

Evaluation max. Duty Cycle

Duty Cycle evaluation

| Test Description | Lower Limit | Upper Limit | Measured | Unit | Verdict |
|------------------------------------------------------------|-------------|-------------|----------|------|---------|
| No enough Bursts detected, Duty Cycle Burst Ratio set to 1 | | | | | |
| Duty Cycle (Burst Ratio) max | --- | --- | 1 | --- | INFO |
| Duty Cycle max | --- | --- | 0 | dB | INFO |
| Duty Cycle (Burst Ratio) min | --- | --- | 1 | --- | INFO |
| Duty Cycle min | --- | --- | 0 | dB | INFO |

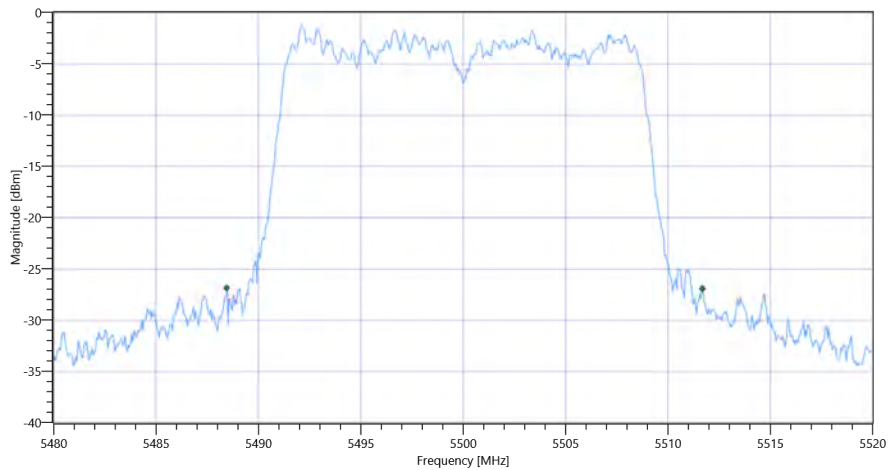


FCC 15.247 # Max output power and psd ~ WLAN5Gx n-HT20 mode U-NII-2C 5500 MHz - DutyCycle

Evaluation Bandwidth

RESULT

| Test Description | Lower Limit | Upper Limit | Measured | Unit | Verdict |
|------------------|-------------|-------------|-----------|------|---------|
| Bandwidth 26dB | --- | --- | 23.24 | MHz | INFO |
| T1 26dB | --- | --- | 5488.4400 | MHz | INFO |
| T2 26dB | --- | --- | 5511.6800 | MHz | INFO |



FCC 15.247 # Max output power and psd ~ WLAN5Gx n-HT20 mode U-NII-2C_BW

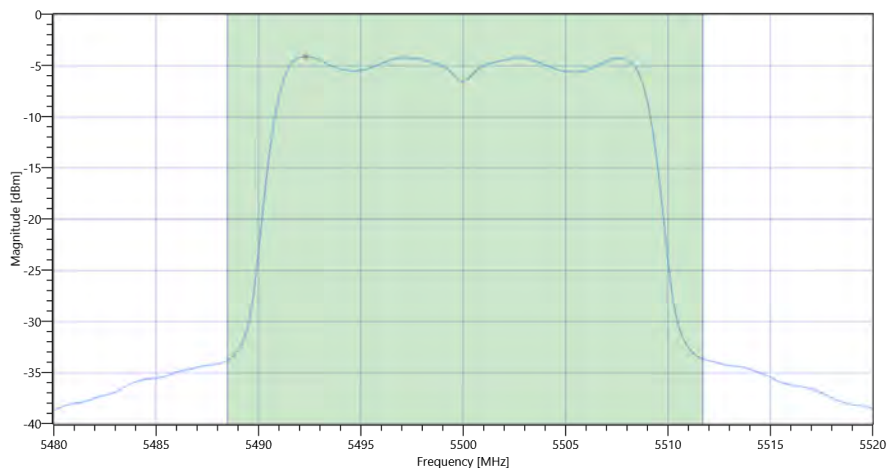
Maximum Output Power

READ SA SETTINGS:

| | |
|------------------------------------------------------|-----------------------|
| RefLevel [dBm] RefLevelOffset [dB] InpAtt [dB] | 15.91 3.39 30 |
| Start [MHz] Stop [MHz] | 5480.000 5520.000 |
| RBW [MHz] VBW [MHz] | 1.000000 3.000000 |
| Detector TraceMode | RMS MAXH |
| Sweep: Time [ms] Count Points per Section Type | 53700 1 161 SWE |

RESULT

| Test Description | Lower Limit | Upper Limit | Measured | Unit | Verdict |
|-------------------------------|-------------|-------------|----------|------|---------|
| Max Output Power | --- | --- | 7.39 | dBm | INFO |
| Duty Cycle Correction | --- | --- | 0 | dB | INFO |
| Limit absolute | | | | | |
| Max Output Power DC corrected | --- | 24 | 7.39 | dBm | PASS |
| Limit: 11 dBm + 10 log 23.24 | | | | | |
| Max Output Power DC corrected | --- | 24.66 | 7.39 | dBm | PASS |



FCC 15.247 # Max output power and psd ~ WLAN5Gx n-HT20 mode U-NII-2C Max OP and PSD

Power Spectral Density

| RESULT | | | | | |
|-------------------------------------|-------------|-------------|----------|----------|---------|
| Test Description | Lower Limit | Upper Limit | Measured | Unit | Verdict |
| Power Spectral Density | --- | --- | -4.11 | dBm/1MHz | INFO |
| Duty Cycle Correction | --- | --- | 0 | dB | INFO |
| Power Spectral Density DC corrected | --- | 11 | -4.11 | dBm/1MHz | PASS |
| General verdict | | | PASS | | |

ISED RSS247 # Max output power and psd ~ WLAN5Gx n-HT20 mode U-NII-2C

| Test References | |
|-----------------------------------|------------------------------------------------------------|
| TC Start | 15.11.2022 09:23:23 |
| Ambit Temp [°C] Humidity [rel%] | 23.8 44 |
| System Version | 3.3.1.8 |
| Test Specification | ISED RSS247 - |
| Test Method | |
| TC Version | 0.0.1 |
| My Description | ISED Max Output Power & PSD - WLAN5Gx n-HT20 mode U-NII-2C |
| Add. Information | |

| EUT Common Settings WLAN5Gx | |
|-----------------------------|--------|
| Number of Antenna Ports | 1 |
| User Interaction | No |
| Device Class UNII_1 | Client |

| Test Parameter | |
|--------------------------------------------------|----------------------------------------|
| Technology to test | WLAN5Gx n-HT20 mode |
| Antenna Port used | 1 |
| Temperature | nom |
| Voltage | nom |
| Frequency low to test | True Freq [MHz] 5500 |
| Frequency mid to test | False Freq [MHz] 5600 |
| Frequency high to test | False Freq [MHz] 5700 |
| Auto Control enabled Power Supply Climatic Box | No No |
| Additional Path Loss [dB] | 0 |
| Switched Path | EUT - SignalingUnit - SpectrumAnalyzer |

| Test Equipment | |
|----------------------------------------------------------------------------|--|
| Signal analyzer,Rohde&Schwarz,FSV-40,1321.3008K40/101353,3.70 | |
| Switch matrix,Rohde&Schwarz,OSP-B157W8PLUS,1527.1144.05 / 100837,2.10.0.23 | |

Test at TX 5500 MHz

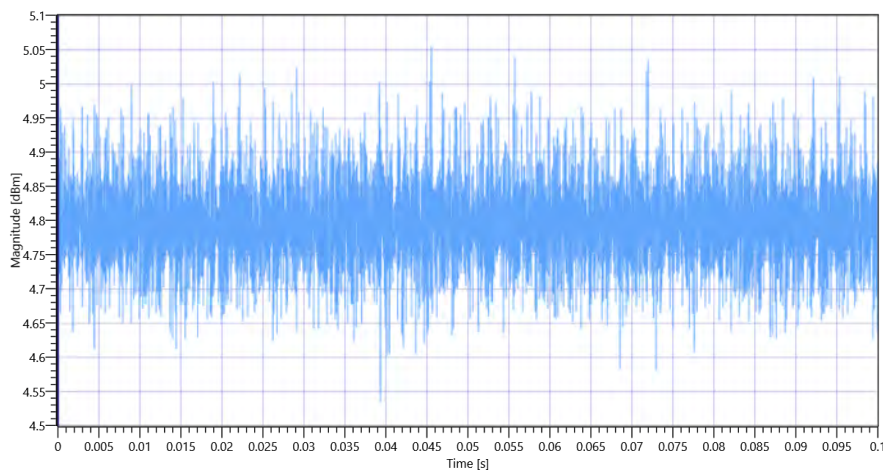
RESULT: Reference Power cond.

| Test Description | Lower Limit | Upper Limit | Measured | Unit | Verdict |
|-------------------------------|-------------|-------------|----------|------|---------|
| Ref. Power 1MHz/1MHz cond. | --- | --- | 3.58 | dBm | INFO |
| Ref. Frequency | --- | --- | 5501.600 | MHz | INFO |

Evaluation max. Duty Cycle

Duty Cycle evaluation

| Test Description | Lower Limit | Upper Limit | Measured | Unit | Verdict |
|------------------------------------------------------------|-------------|-------------|----------|------|---------|
| No enough Bursts detected, Duty Cycle Burst Ratio set to 1 | | | | | |
| Duty Cycle (Burst Ratio) max | --- | --- | 1 | --- | INFO |
| Duty Cycle max | --- | --- | 0 | dB | INFO |
| Duty Cycle (Burst Ratio) min | --- | --- | 1 | --- | INFO |
| Duty Cycle min | --- | --- | 0 | dB | INFO |

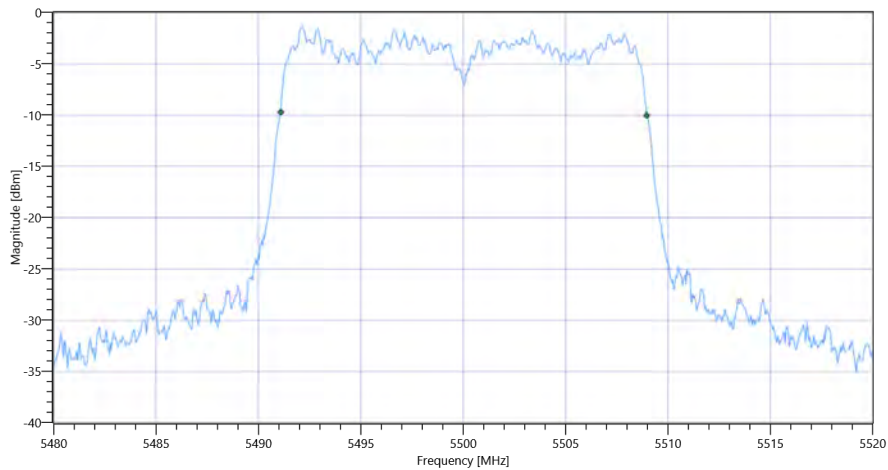


ISED RSS247 # Max output power and psd ~ WLAN5Gx n-HT20 mode U-NII-2C 5500 MHz - DutyCycle

Evaluation Bandwidth

RESULT

| Test Description | Lower Limit | Upper Limit | Measured | Unit | Verdict |
|------------------|-------------|-------------|-----------|------|---------|
| Bandwidth 99% | --- | --- | 17.862 | MHz | INFO |
| T1 99% | --- | --- | 5491.0889 | MHz | INFO |
| T2 99% | --- | --- | 5508.9510 | MHz | INFO |



ISED RSS247 # Max output power and psd ~ WLAN5Gx n-HT20 mode U-NII-2C_BW

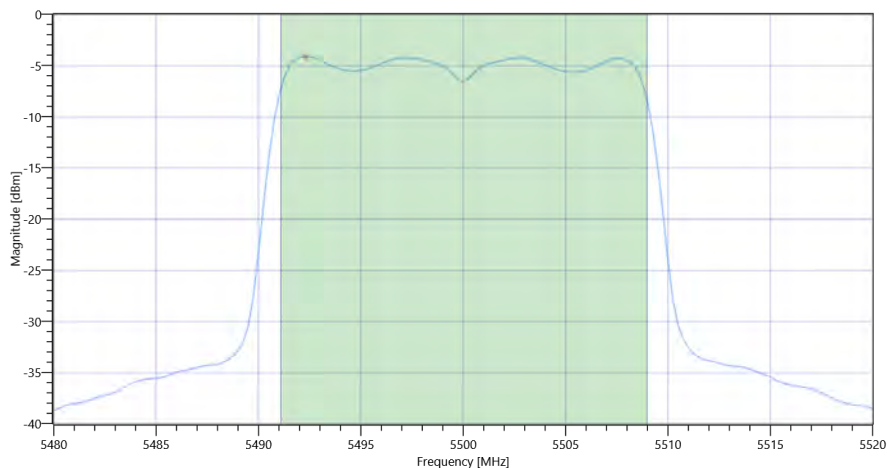
Maximum Output Power

READ SA SETTINGS:

| | |
|------------------------------------------------------|-----------------------|
| RefLevel [dBm] RefLevelOffset [dB] InpAtt [dB] | 15.58 3.39 30 |
| Start [MHz] Stop [MHz] | 5480.000 5520.000 |
| RBW [MHz] VBW [MHz] | 1.000000 3.000000 |
| Detector TraceMode | RMS MAXH |
| Sweep: Time [ms] Count Points per Section Type | 53700 1 161 SWE |

RESULT

| Test Description | Lower Limit | Upper Limit | Measured | Unit | Verdict |
|-------------------------------|-------------|-------------|----------|------|---------|
| Max Output Power | --- | --- | 7.31 | dBm | INFO |
| Duty Cycle Correction | --- | --- | 0 | dB | INFO |
| Limit absolute | | | | | |
| Max Output Power DC corrected | --- | 24 | 7.31 | dBm | PASS |
| Limit: 11 dBm + 10 log 17.862 | | | | | |
| Max Output Power DC corrected | --- | 23.52 | 7.31 | dBm | PASS |



ISED RSS247 # Max output power and psd ~ WLAN5Gx n-HT20 mode U-NII-2C Max OP and PSD

Power Spectral Density

| RESULT | | | | | |
|-------------------------------------|-------------|-------------|----------|----------|---------|
| Test Description | Lower Limit | Upper Limit | Measured | Unit | Verdict |
| Power Spectral Density | --- | --- | -4.11 | dBm/1MHz | INFO |
| Duty Cycle Correction | --- | --- | 0 | dB | INFO |
| Power Spectral Density DC corrected | --- | 11 | -4.11 | dBm/1MHz | PASS |
| General verdict | | | PASS | | |

FCC 15.407, ISED RSS247 # Bandwidths 99PCT and 26dB ~ WLAN5Gx n-HT20 mode U-NII-2C

| Test References | |
|-----------------------------------|------------------------------------------------------|
| TC Start | 15.11.2022 09:25:06 |
| Ambit Temp [°C] Humidity [rel%] | 23.9 44 |
| System Version | 3.3.1.8 |
| Test Specification | FCC 15.407, ISED RSS247 - |
| Test Method | 26dB Bandwidth KDB789033 D02, C.1 / ISED RSS-GEN |
| TC Version | 0.0.1 |
| My Description | FCC 15.407 Bandwidths - WLAN5Gx n-HT20 mode U-NII-2C |
| Add. Information | |

| EUT Common Settings WLAN5Gx | |
|-----------------------------|--------|
| Number of Antenna Ports | 1 |
| User Interaction | No |
| Device Class UNII_1 | Client |

| Test Parameter | |
|--------------------------------------------------|----------------------------------------|
| Technology to test | WLAN5Gx n-HT20 mode |
| Antenna Port used | 1 |
| Temperature | nom |
| Voltage | nom |
| Frequency low to test | True Freq [MHz] 5500 |
| Frequency mid to test | False Freq [MHz] 5600 |
| Frequency high to test | False Freq [MHz] 5700 |
| Auto Control enabled Power Supply Climatic Box | No No |
| Additional Path Loss [dB] | 0 |
| Switched Path | EUT - SignalingUnit - SpectrumAnalyzer |

| Test Equipment | |
|----------------------------------------------------------------------------|--|
| Signal analyzer,Rohde&Schwarz,FSV-40,1321.3008K40/101353,3.70 | |
| Switch matrix,Rohde&Schwarz,OSP-B157W8PLUS,1527.1144.05 / 100837,2.10.0.23 | |

Test at TX 5500 MHz

RESULT: Reference Power cond.

| Test Description | Lower Limit | Upper Limit | Measured | Unit | Verdict |
|-------------------------------|-------------|-------------|----------|------|---------|
| Ref. Power 1MHz/1MHz cond. | --- | --- | 3.82 | dBm | INFO |
| Ref. Frequency | --- | --- | 5492.410 | MHz | INFO |

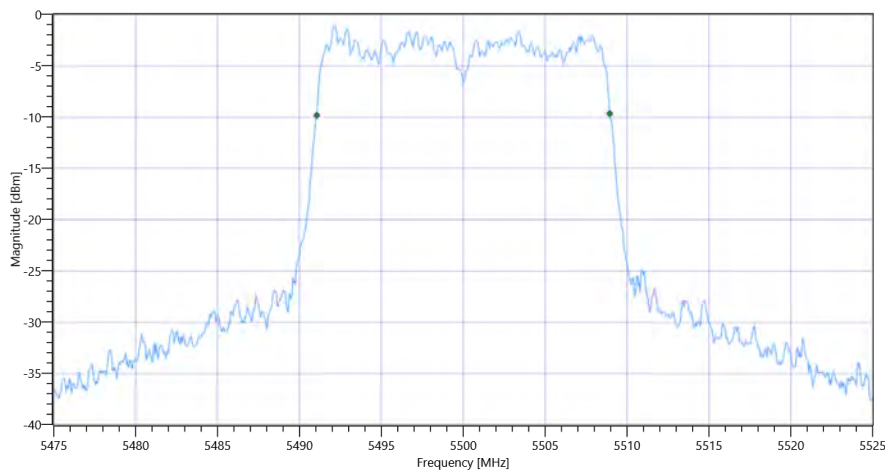
READ SA SETTINGS:

| | |
|------------------------------------------------------|-----------------------|
| RefLevel [dBm] RefLevelOffset [dB] InpAtt [dB] | 11.82 3.39 25 |
| Start [MHz] Stop [MHz] | 5475.000 5525.000 |
| RBW [MHz] VBW [MHz] | 0.300000 1.000000 |
| Detector TraceMode | POS MAXH |
| Sweep: Time [ms] Count Points per Section Type | 1 2500 1001 SWE |

RESULT

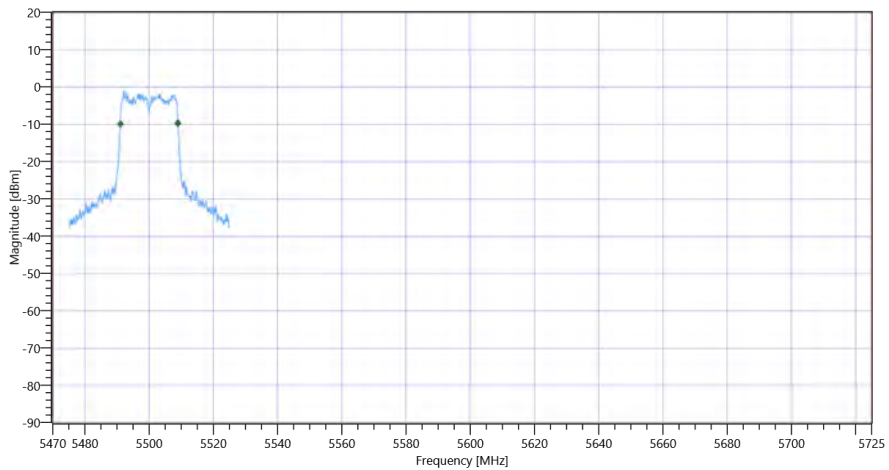
| Test Description | Lower Limit | Upper Limit | Measured | Unit | Verdict |
|------------------|-------------|-------------|-----------|------|---------|
| Bandwidth 99% | --- | --- | 17.882 | MHz | INFO |
| T1 99% | 5470.000000 | --- | 5491.0589 | MHz | PASS |
| T2 99% | --- | 5725.000000 | 5508.9411 | MHz | PASS |

Plot: Bandwidth only



FCC 15.407, ISED RSS247 # Bandwidths 99PCT and 26dB ~ WLAN5Gx n-HT20 mode U-NII-2C 99PCT

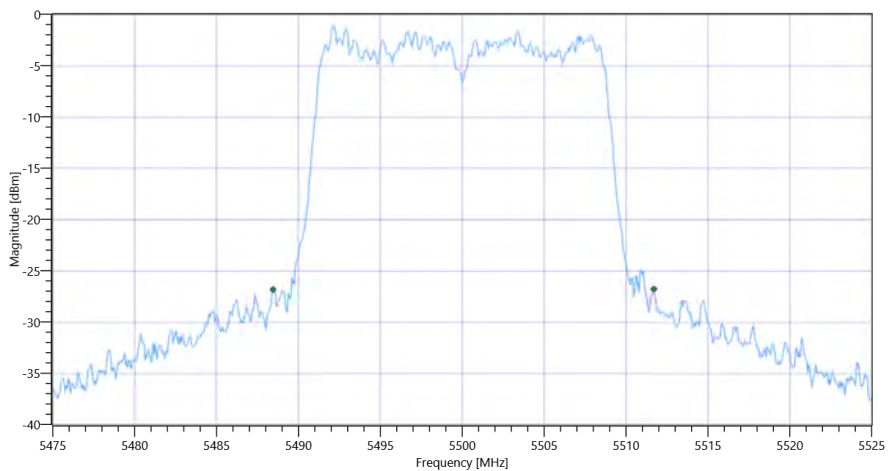
Plot: Bandwidth within Band



FCC 15.407, ISED RSS247 # Bandwidths 99PCT and 26dB ~ WLAN5Gx n-HT20 mode U-NII-2C

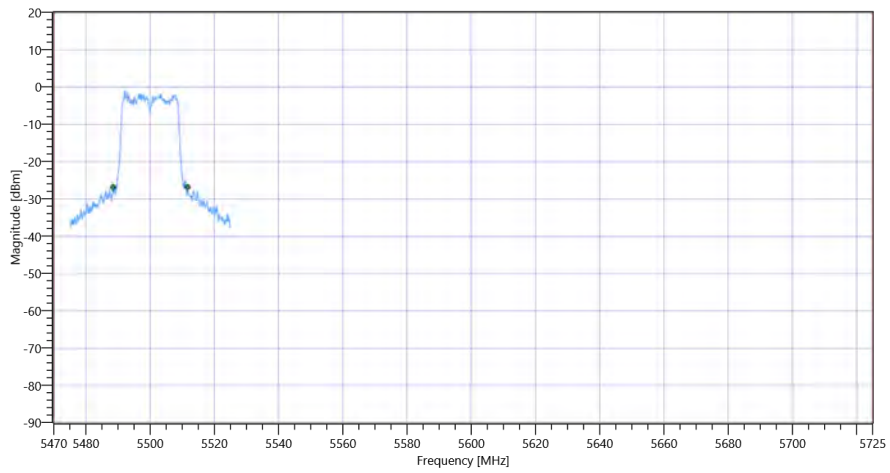
| RESULT | | | | | |
|------------------|-------------|-------------|-----------|------|---------|
| Test Description | Lower Limit | Upper Limit | Measured | Unit | Verdict |
| Bandwidth 26dB | --- | --- | 23.25 | MHz | INFO |
| T1 26dB | 5470.000000 | --- | 5488.4500 | MHz | PASS |
| T2 26dB | --- | 5725.000000 | 5511.7000 | MHz | PASS |

Plot: Bandwidth only



FCC 15.407, ISED RSS247 # Bandwidths 99PCT and 26dB ~ WLAN5Gx n-HT20 mode U-NII-2C 26dB

Plot: Bandwidth within Band



FCC 15.407, ISED RSS247 # Bandwidths 99PCT and 26dB ~ WLAN5Gx n-HT20 mode U-NII-2C

General verdict

PASS

Message with SA scan ~

| Test References | |
|-----------------------------------|--------------------------------------|
| TC Start | 15.11.2022 09:25:58 |
| Ambit Temp [°C] Humidity [rel%] | 23.8 44 |
| System Version | 3.3.1.8 |
| Test Specification | - |
| Test Method | |
| TC Version | 0.0.1 |
| My Description | Message with SA Scan n_HT20_U_NII_2C |
| Add. Information | |

| Test Parameter | |
|----------------|--------------------------------------------------------|
| Switched Path | EUT - SignalingUnit - SpectrumAnalyzer |
| Message start | 15.11.2022 09:26:00 |
| Message | set WLAN5Gx to n_HT20_U_NII_2C, Frequency [MHz] 5600 , |

| Test Equipment | |
|----------------------------------------------------------------------------|--|
| Signal analyzer,Rohde&Schwarz,FSV-40,1321.3008K40/101353,3.70 | |
| Switch matrix,Rohde&Schwarz,OSP-B157W8PLUS,1527.1144.05 / 100837,2.10.0.23 | |

General verdict

INFO

Common 5Gx 6Gx # Peak output power 3MHz/3MHz ~ WLAN5Gx n-HT20 mode U-NII-2C

| Test References | |
|-----------------------------------|--------------------------------------------------|
| TC Start | 15.11.2022 09:41:56 |
| Ambit Temp [°C] Humidity [rel%] | 24.1 43 |
| System Version | 3.3.1.8 |
| Test Specification | Common 5Gx 6Gx - none |
| Test Method | |
| TC Version | 0.0.1 |
| My Description | Peak OP 3MHz/3MHz - WLAN5Gx n-HT20 mode U-NII-2C |
| Add. Information | |

| EUT Common Settings WLAN5Gx | |
|-----------------------------|--------|
| Number of Antenna Ports | 1 |
| User Interaction | No |
| Device Class UNII_1 | Client |

| Test Parameter | |
|--------------------------------------------------|----------------------------------------|
| Technology to test | WLAN5Gx n-HT20 mode |
| Antenna Port used | 1 |
| Temperature | nom |
| Voltage | nom |
| Frequency low to test | False Freq [MHz] 5500 |
| Frequency mid to test | True Freq [MHz] 5600 |
| Frequency high to test | False Freq [MHz] 5700 |
| Auto Control enabled Power Supply Climatic Box | No No |
| Additional Path Loss [dB] | 0 |
| Switched Path | EUT - SignalingUnit - SpectrumAnalyzer |

| Test Equipment | |
|----------------------------------------------------------------------------|--|
| Signal analyzer,Rohde&Schwarz,FSV-40,1321.3008K40/101353,3.70 | |
| Switch matrix,Rohde&Schwarz,OSP-B157W8PLUS,1527.1144.05 / 100837,2.10.0.23 | |

Test at TX 5600 MHz

RESULT: Reference Power cond.

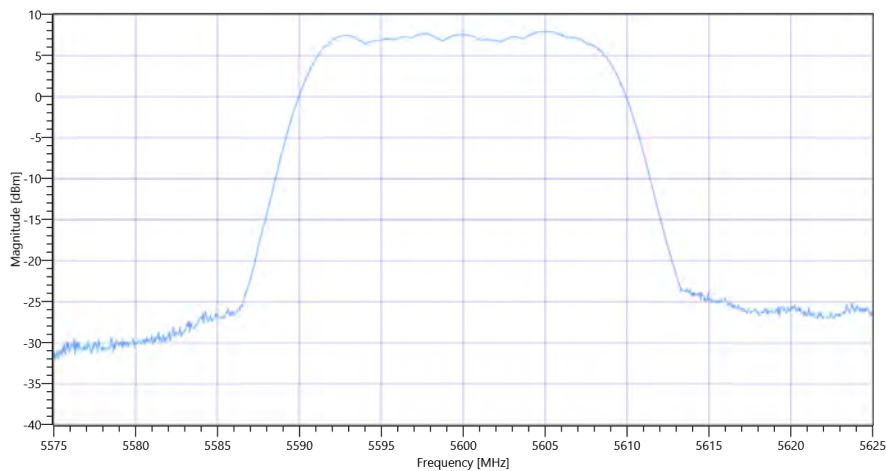
| Test Description | Lower Limit | Upper Limit | Measured | Unit | Verdict |
|-------------------------------|-------------|-------------|----------|------|---------|
| Ref. Power 1MHz/1MHz cond. | --- | --- | 2.00 | dBm | INFO |
| Ref. Frequency | --- | --- | 5597.200 | MHz | INFO |

READ SA SETTINGS:

| | |
|------------------------------------------------------|-----------------------|
| RefLevel [dBm] RefLevelOffset [dB] InpAtt [dB] | 14.00 3.45 30 |
| Start [MHz] Stop [MHz] | 5575.000 5625.000 |
| RBW [MHz] VBW [MHz] | 3.000000 3.000000 |
| Detector TraceMode | POS MAXH |
| Sweep: Time [ms] Count Points per Section Type | 300 20 1001 SWE |

RESULT

| Test Description | Lower Limit | Upper Limit | Measured | Unit | Verdict |
|-------------------|-------------|-------------|----------|------|---------|
| Peak Power | --- | --- | 7.96 | dBm | INFO |
| Peak Power | --- | --- | 6.251727 | mW | INFO |
| Frequency at Peak | --- | --- | 5605.045 | MHz | INFO |



Common 5Gx 6Gx # Peak output power 3MHz-3MHz ~ WLAN5Gx n-HT20 mode U-NII-2C

General verdict

PASS

FCC 15.247 # Max output power and psd ~ WLAN5Gx n-HT20 mode U-NII-2C

| Test References | |
|-----------------------------------|------------------------------------------------------------------|
| TC Start | 15.11.2022 09:42:27 |
| Ambit Temp [°C] Humidity [rel%] | 24.1 43 |
| System Version | 3.3.1.8 |
| Test Specification | FCC 15.247 - |
| Test Method | KDB789033 D02, F., E.2.e. |
| TC Version | 0.0.1 |
| My Description | FCC 15.407 Max Output Power & PSD - WLAN5Gx n-HT20 mode U-NII-2C |
| Add. Information | |

| EUT Common Settings WLAN5Gx | |
|-----------------------------|--------|
| Number of Antenna Ports | 1 |
| User Interaction | No |
| Device Class UNII_1 | Client |

| Test Parameter | |
|--------------------------------------------------|----------------------------------------|
| Technology to test | WLAN5Gx n-HT20 mode |
| Antenna Port used | 1 |
| Temperature | nom |
| Voltage | nom |
| Frequency low to test | False Freq [MHz] 5500 |
| Frequency mid to test | True Freq [MHz] 5600 |
| Frequency high to test | False Freq [MHz] 5700 |
| Auto Control enabled Power Supply Climatic Box | No No |
| Additional Path Loss [dB] | 0 |
| Switched Path | EUT - SignalingUnit - SpectrumAnalyzer |

| Test Equipment | |
|----------------------------------------------------------------------------|--|
| Signal analyzer,Rohde&Schwarz,FSV-40,1321.3008K40/101353,3.70 | |
| Switch matrix,Rohde&Schwarz,OSP-B157W8PLUS,1527.1144.05 / 100837,2.10.0.23 | |

Test at TX 5600 MHz

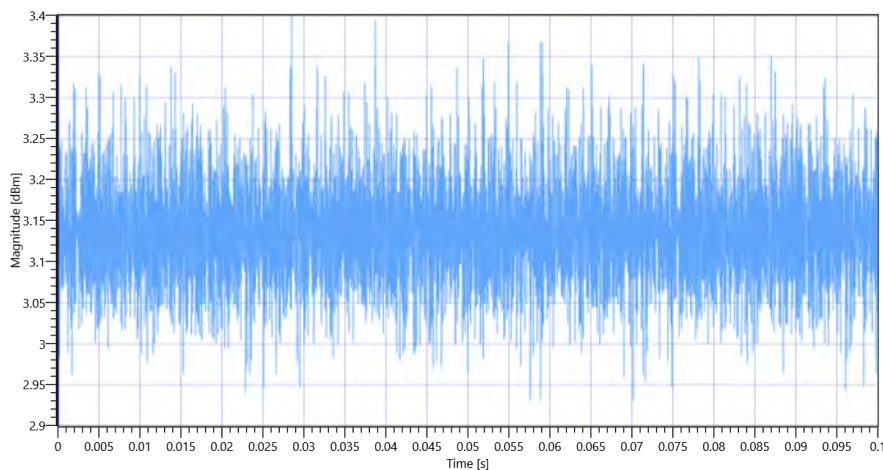
RESULT: Reference Power cond.

| Test Description | Lower Limit | Upper Limit | Measured | Unit | Verdict |
|-------------------------------|-------------|-------------|----------|------|---------|
| Ref. Power 1MHz/1MHz cond. | --- | --- | 2.16 | dBm | INFO |
| Ref. Frequency | --- | --- | 5607.390 | MHz | INFO |

Evaluation max. Duty Cycle

Duty Cycle evaluation

| Test Description | Lower Limit | Upper Limit | Measured | Unit | Verdict |
|------------------------------------------------------------|-------------|-------------|----------|------|---------|
| No enough Bursts detected, Duty Cycle Burst Ratio set to 1 | | | | | |
| Duty Cycle (Burst Ratio) max | --- | --- | 1 | --- | INFO |
| Duty Cycle max | --- | --- | 0 | dB | INFO |
| Duty Cycle (Burst Ratio) min | --- | --- | 1 | --- | INFO |
| Duty Cycle min | --- | --- | 0 | dB | INFO |

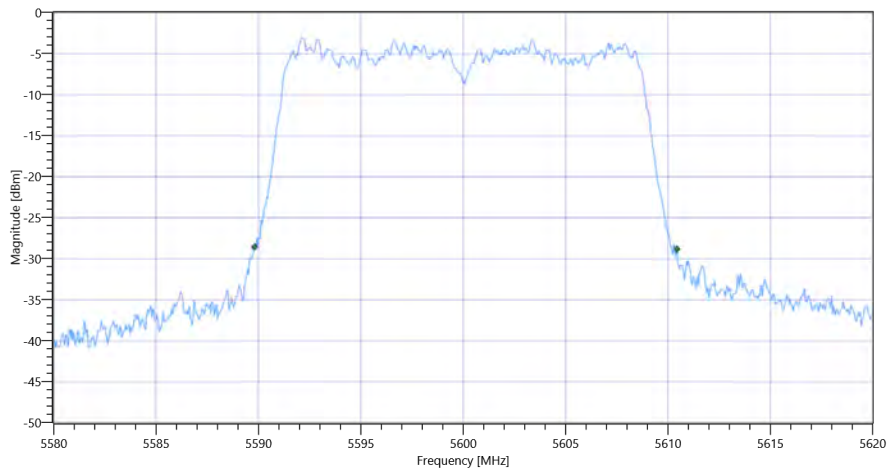


FCC 15.247 # Max output power and psd ~ WLAN5Gx n-HT20 mode U-NII-2C 5600 MHz - DutyCycle

Evaluation Bandwidth

RESULT

| Test Description | Lower Limit | Upper Limit | Measured | Unit | Verdict |
|------------------|-------------|-------------|-----------|------|---------|
| Bandwidth 26dB | --- | --- | 20.64 | MHz | INFO |
| T1 26dB | --- | --- | 5589.8000 | MHz | INFO |
| T2 26dB | --- | --- | 5610.4400 | MHz | INFO |



FCC 15.247 # Max output power and psd ~ WLAN5Gx n-HT20 mode U-NII-2C_BW

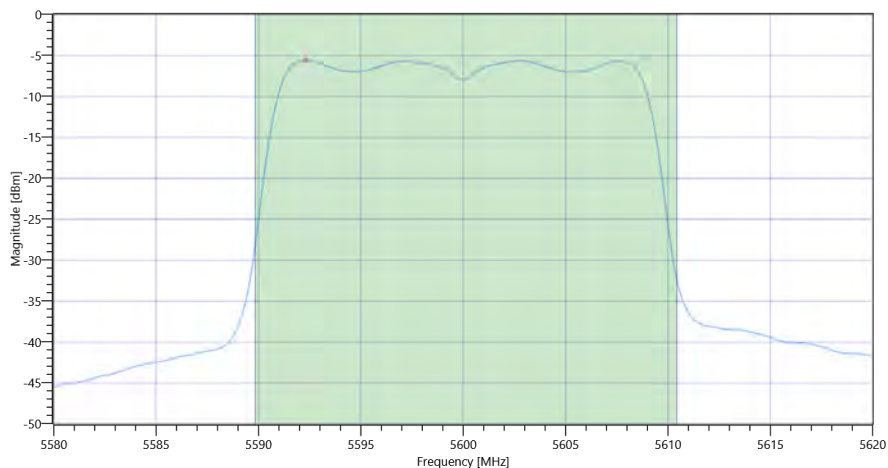
Maximum Output Power

READ SA SETTINGS:

| | |
|------------------------------------------------------|-----------------------|
| RefLevel [dBm] RefLevelOffset [dB] InpAtt [dB] | 14.16 3.45 25 |
| Start [MHz] Stop [MHz] | 5580.000 5620.000 |
| RBW [MHz] VBW [MHz] | 1.000000 3.000000 |
| Detector TraceMode | RMS MAXH |
| Sweep: Time [ms] Count Points per Section Type | 53700 1 161 SWE |

RESULT

| Test Description | Lower Limit | Upper Limit | Measured | Unit | Verdict |
|-------------------------------|-------------|-------------|----------|------|---------|
| Max Output Power | --- | --- | 5.94 | dBm | INFO |
| Duty Cycle Correction | --- | --- | 0 | dB | INFO |
| Limit absolute | | | | | |
| Max Output Power DC corrected | --- | 24 | 5.94 | dBm | PASS |
| Limit: 11 dBm + 10 log 20.64 | | | | | |
| Max Output Power DC corrected | --- | 24.15 | 5.94 | dBm | PASS |



FCC 15.247 # Max output power and psd ~ WLAN5Gx n-HT20 mode U-NII-2C Max OP and PSD

Power Spectral Density

| RESULT | | | | | |
|-------------------------------------|-------------|-------------|----------|----------|---------|
| Test Description | Lower Limit | Upper Limit | Measured | Unit | Verdict |
| Power Spectral Density | --- | --- | -5.62 | dBm/1MHz | INFO |
| Duty Cycle Correction | --- | --- | 0 | dB | INFO |
| Power Spectral Density DC corrected | --- | 11 | -5.62 | dBm/1MHz | PASS |
| General verdict | | | PASS | | |

ISED RSS247 # Max output power and psd ~ WLAN5Gx n-HT20 mode U-NII-2C

| Test References | |
|-----------------------------------|------------------------------------------------------------|
| TC Start | 15.11.2022 09:44:11 |
| Ambit Temp [°C] Humidity [rel%] | 24.1 43 |
| System Version | 3.3.1.8 |
| Test Specification | ISED RSS247 - |
| Test Method | |
| TC Version | 0.0.1 |
| My Description | ISED Max Output Power & PSD - WLAN5Gx n-HT20 mode U-NII-2C |
| Add. Information | |

| EUT Common Settings WLAN5Gx | |
|-----------------------------|--------|
| Number of Antenna Ports | 1 |
| User Interaction | No |
| Device Class UNII_1 | Client |

| Test Parameter | |
|--------------------------------------------------|----------------------------------------|
| Technology to test | WLAN5Gx n-HT20 mode |
| Antenna Port used | 1 |
| Temperature | nom |
| Voltage | nom |
| Frequency low to test | False Freq [MHz] 5500 |
| Frequency mid to test | True Freq [MHz] 5600 |
| Frequency high to test | False Freq [MHz] 5700 |
| Auto Control enabled Power Supply Climatic Box | No No |
| Additional Path Loss [dB] | 0 |
| Switched Path | EUT - SignalingUnit - SpectrumAnalyzer |

| Test Equipment | |
|----------------------------------------------------------------------------|--|
| Signal analyzer,Rohde&Schwarz,FSV-40,1321.3008K40/101353,3.70 | |
| Switch matrix,Rohde&Schwarz,OSP-B157W8PLUS,1527.1144.05 / 100837,2.10.0.23 | |

Test at TX 5600 MHz

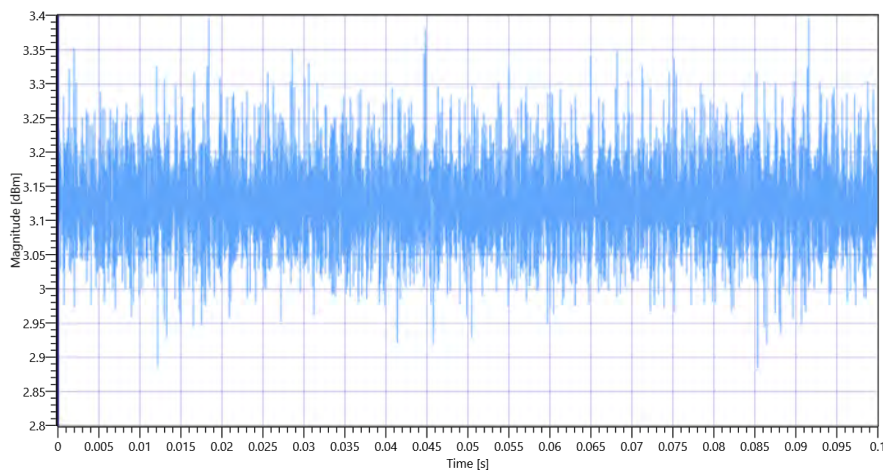
RESULT: Reference Power cond.

| Test Description | Lower Limit | Upper Limit | Measured | Unit | Verdict |
|-------------------------------|-------------|-------------|----------|------|---------|
| Ref. Power 1MHz/1MHz cond. | --- | --- | 2.22 | dBm | INFO |
| Ref. Frequency | --- | --- | 5592.610 | MHz | INFO |

Evaluation max. Duty Cycle

Duty Cycle evaluation

| Test Description | Lower Limit | Upper Limit | Measured | Unit | Verdict |
|------------------------------------------------------------|-------------|-------------|----------|------|---------|
| No enough Bursts detected, Duty Cycle Burst Ratio set to 1 | | | | | |
| Duty Cycle (Burst Ratio) max | --- | --- | 1 | --- | INFO |
| Duty Cycle max | --- | --- | 0 | dB | INFO |
| Duty Cycle (Burst Ratio) min | --- | --- | 1 | --- | INFO |
| Duty Cycle min | --- | --- | 0 | dB | INFO |

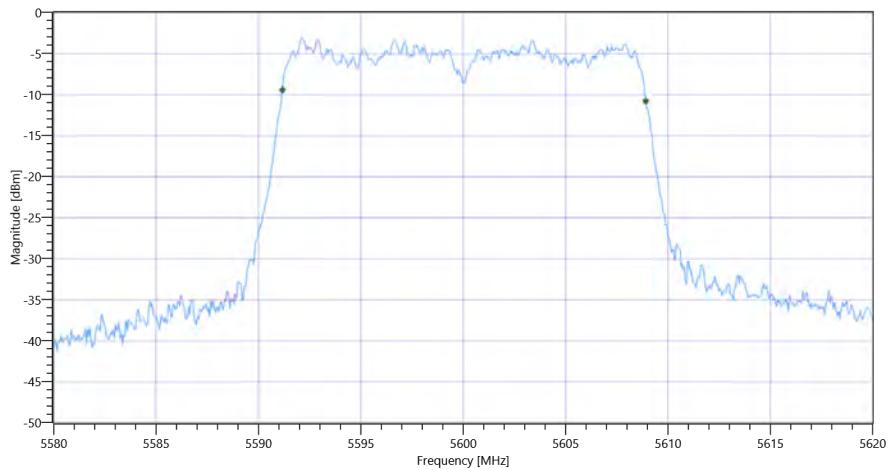


ISED RSS247 # Max output power and psd ~ WLAN5Gx n-HT20 mode U-NII-2C 5600 MHz - DutyCycle

Evaluation Bandwidth

RESULT

| Test Description | Lower Limit | Upper Limit | Measured | Unit | Verdict |
|------------------|-------------|-------------|-----------|------|---------|
| Bandwidth 99% | --- | --- | 17.742 | MHz | INFO |
| T1 99% | --- | --- | 5591.1688 | MHz | INFO |
| T2 99% | --- | --- | 5608.9111 | MHz | INFO |



ISED RSS247 # Max output power and psd ~ WLAN5Gx n-HT20 mode U-NII-2C_BW

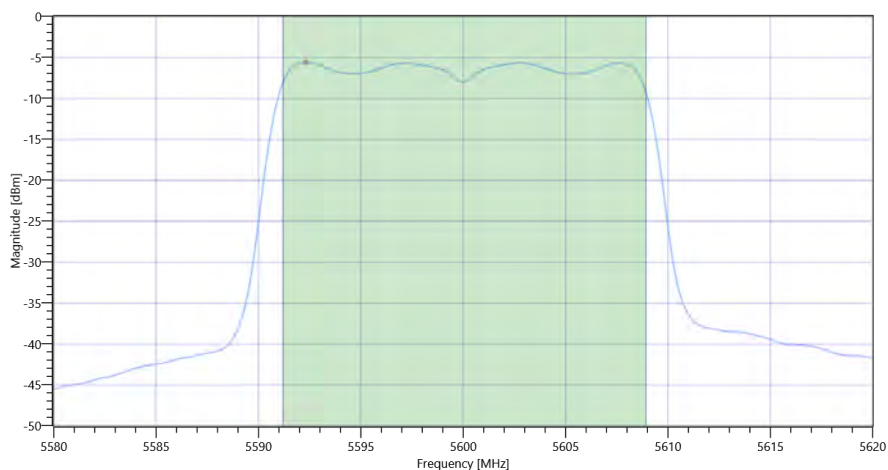
Maximum Output Power

READ SA SETTINGS:

| | |
|------------------------------------------------------|-----------------------|
| RefLevel [dBm] RefLevelOffset [dB] InpAtt [dB] | 14.22 3.45 25 |
| Start [MHz] Stop [MHz] | 5580.000 5620.000 |
| RBW [MHz] VBW [MHz] | 1.000000 3.000000 |
| Detector TraceMode | RMS MAXH |
| Sweep: Time [ms] Count Points per Section Type | 53700 1 161 SWE |

RESULT

| Test Description | Lower Limit | Upper Limit | Measured | Unit | Verdict |
|-------------------------------|-------------|-------------|----------|------|---------|
| Max Output Power | --- | --- | 5.84 | dBm | INFO |
| Duty Cycle Correction | --- | --- | 0 | dB | INFO |
| Limit absolute | | | | | |
| Max Output Power DC corrected | --- | 24 | 5.84 | dBm | PASS |
| Limit: 11 dBm + 10 log 17.742 | | | | | |
| Max Output Power DC corrected | --- | 23.49 | 5.84 | dBm | PASS |



ISED RSS247 # Max output power and psd ~ WLAN5Gx n-HT20 mode U-NII-2C Max OP and PSD

Power Spectral Density

| RESULT | | | | | |
|-------------------------------------|-------------|-------------|----------|----------|---------|
| Test Description | Lower Limit | Upper Limit | Measured | Unit | Verdict |
| Power Spectral Density | --- | --- | -5.62 | dBm/1MHz | INFO |
| Duty Cycle Correction | --- | --- | 0 | dB | INFO |
| Power Spectral Density DC corrected | --- | 11 | -5.62 | dBm/1MHz | PASS |
| General verdict | | | PASS | | |

FCC 15.407, ISED RSS247 # Bandwidths 99PCT and 26dB ~ WLAN5Gx n-HT20 mode U-NII-2C

| Test References | |
|-----------------------------------|------------------------------------------------------|
| TC Start | 15.11.2022 09:45:56 |
| Ambit Temp [°C] Humidity [rel%] | 24.1 43 |
| System Version | 3.3.1.8 |
| Test Specification | FCC 15.407, ISED RSS247 - |
| Test Method | 26dB Bandwidth KDB789033 D02, C.1 / ISED RSS-GEN |
| TC Version | 0.0.1 |
| My Description | FCC 15.407 Bandwidths - WLAN5Gx n-HT20 mode U-NII-2C |
| Add. Information | |

| EUT Common Settings WLAN5Gx | |
|-----------------------------|--------|
| Number of Antenna Ports | 1 |
| User Interaction | No |
| Device Class UNII_1 | Client |

| Test Parameter | |
|--------------------------------------------------|----------------------------------------|
| Technology to test | WLAN5Gx n-HT20 mode |
| Antenna Port used | 1 |
| Temperature | nom |
| Voltage | nom |
| Frequency low to test | False Freq [MHz] 5500 |
| Frequency mid to test | True Freq [MHz] 5600 |
| Frequency high to test | False Freq [MHz] 5700 |
| Auto Control enabled Power Supply Climatic Box | No No |
| Additional Path Loss [dB] | 0 |
| Switched Path | EUT - SignalingUnit - SpectrumAnalyzer |

| Test Equipment | |
|----------------------------------------------------------------------------|--|
| Signal analyzer,Rohde&Schwarz,FSV-40,1321.3008K40/101353,3.70 | |
| Switch matrix,Rohde&Schwarz,OSP-B157W8PLUS,1527.1144.05 / 100837,2.10.0.23 | |

Test at TX 5600 MHz

RESULT: Reference Power cond.

| Test Description | Lower Limit | Upper Limit | Measured | Unit | Verdict |
|-------------------------------|-------------|-------------|----------|------|---------|
| Ref. Power 1MHz/1MHz cond. | --- | --- | 1.99 | dBm | INFO |
| Ref. Frequency | --- | --- | 5592.610 | MHz | INFO |

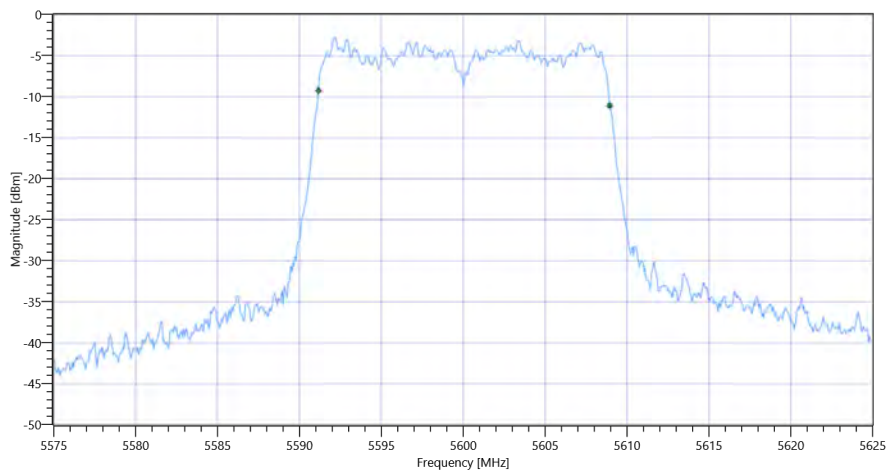
READ SA SETTINGS:

| | |
|------------------------------------------------------|-----------------------|
| RefLevel [dBm] RefLevelOffset [dB] InpAtt [dB] | 9.99 3.45 25 |
| Start [MHz] Stop [MHz] | 5575.000 5625.000 |
| RBW [MHz] VBW [MHz] | 0.300000 1.000000 |
| Detector TraceMode | POS MAXH |
| Sweep: Time [ms] Count Points per Section Type | 1 2500 1001 SWE |

RESULT

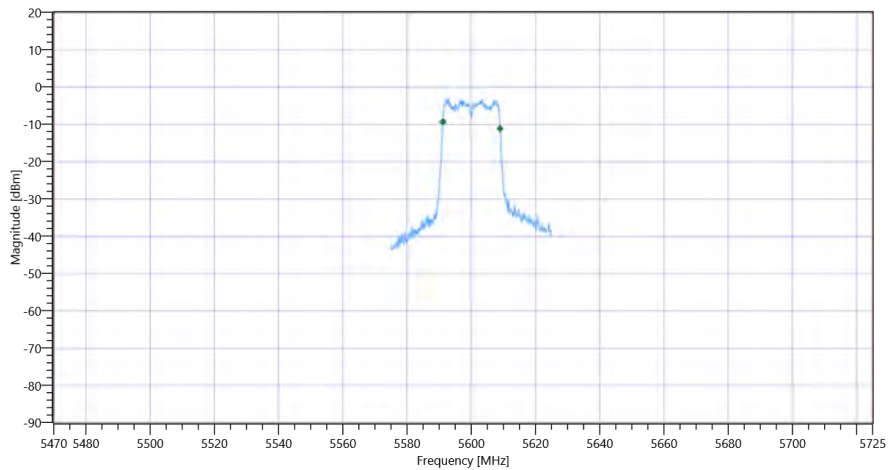
| Test Description | Lower Limit | Upper Limit | Measured | Unit | Verdict |
|------------------|-------------|-------------|-----------|------|---------|
| Bandwidth 99% | --- | --- | 17.782 | MHz | INFO |
| T1 99% | 5470.000000 | --- | 5591.1588 | MHz | PASS |
| T2 99% | --- | 5725.000000 | 5608.9411 | MHz | PASS |

Plot: Bandwidth only



FCC 15.407, ISED RSS247 # Bandwidths 99PCT and 26dB ~ WLAN5Gx n-HT20 mode U-NII-2C 99PCT

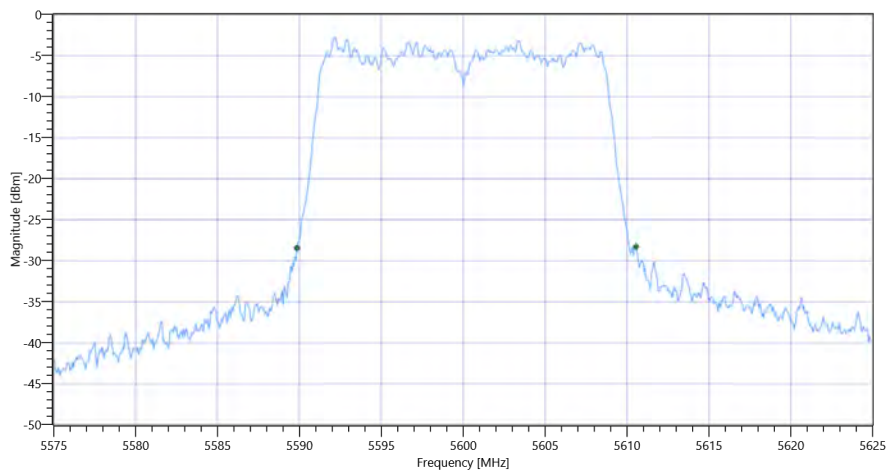
Plot: Bandwidth within Band



FCC 15.407, ISED RSS247 # Bandwidths 99PCT and 26dB ~ WLAN5Gx n-HT20 mode U-NII-2C

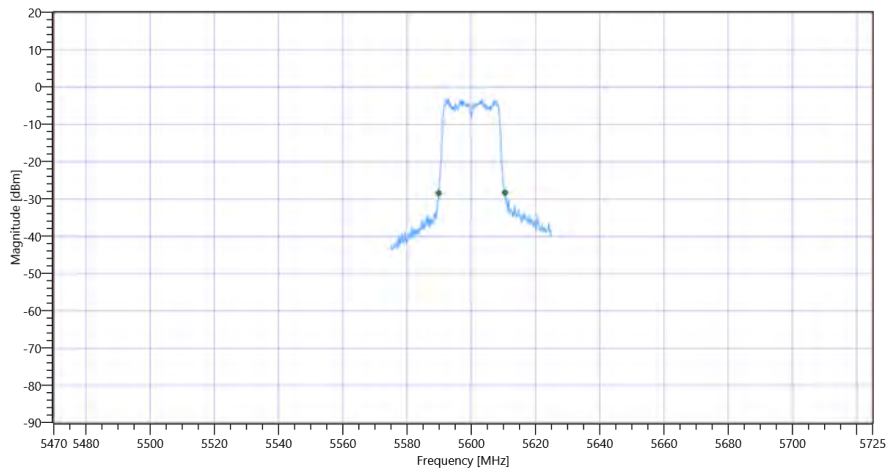
| RESULT | | | | | |
|------------------|-------------|-------------|-----------|------|---------|
| Test Description | Lower Limit | Upper Limit | Measured | Unit | Verdict |
| Bandwidth 26dB | --- | --- | 20.7 | MHz | INFO |
| T1 26dB | 5470.000000 | --- | 5589.8500 | MHz | PASS |
| T2 26dB | --- | 5725.000000 | 5610.5500 | MHz | PASS |

Plot: Bandwidth only



FCC 15.407, ISED RSS247 # Bandwidths 99PCT and 26dB ~ WLAN5Gx n-HT20 mode U-NII-2C 26dB

Plot: Bandwidth within Band



FCC 15.407, ISED RSS247 # Bandwidths 99PCT and 26dB ~ WLAN5Gx n-HT20 mode U-NII-2C

General verdict

PASS

Message with SA scan ~

| Test References | |
|-----------------------------------|--------------------------------------|
| TC Start | 15.11.2022 09:46:48 |
| Ambit Temp [°C] Humidity [rel%] | 24.1 43 |
| System Version | 3.3.1.8 |
| Test Specification | - |
| Test Method | |
| TC Version | 0.0.1 |
| My Description | Message with SA Scan n_HT20_U_NII_2C |
| Add. Information | |

| Test Parameter | |
|----------------|------------------------------------------------------|
| Switched Path | EUT - SignalingUnit - SpectrumAnalyzer |
| Message start | 15.11.2022 09:46:49 |
| Message | set WLAN5Gx to n_HT20_U_NII_2C, Frequency [MHz] 5700 |

| Test Equipment | |
|----------------------------------------------------------------------------|--|
| Signal analyzer,Rohde&Schwarz,FSV-40,1321.3008K40/101353,3.70 | |
| Switch matrix,Rohde&Schwarz,OSP-B157W8PLUS,1527.1144.05 / 100837,2.10.0.23 | |

General verdict

INFO

Common 5Gx 6Gx # Peak output power 3MHz/3MHz ~ WLAN5Gx n-HT20 mode U-NII-2C

| Test References | |
|-----------------------------------|--------------------------------------------------|
| TC Start | 15.11.2022 09:49:12 |
| Ambit Temp [°C] Humidity [rel%] | 24.1 43 |
| System Version | 3.3.1.8 |
| Test Specification | Common 5Gx 6Gx - none |
| Test Method | |
| TC Version | 0.0.1 |
| My Description | Peak OP 3MHz/3MHz - WLAN5Gx n-HT20 mode U-NII-2C |
| Add. Information | |

| EUT Common Settings WLAN5Gx | |
|-----------------------------|--------|
| Number of Antenna Ports | 1 |
| User Interaction | No |
| Device Class UNII_1 | Client |

| Test Parameter | |
|--------------------------------------------------|----------------------------------------|
| Technology to test | WLAN5Gx n-HT20 mode |
| Antenna Port used | 1 |
| Temperature | nom |
| Voltage | nom |
| Frequency low to test | False Freq [MHz] 5500 |
| Frequency mid to test | False Freq [MHz] 5600 |
| Frequency high to test | True Freq [MHz] 5700 |
| Auto Control enabled Power Supply Climatic Box | No No |
| Additional Path Loss [dB] | 0 |
| Switched Path | EUT - SignalingUnit - SpectrumAnalyzer |

| Test Equipment | |
|----------------------------------------------------------------------------|--|
| Signal analyzer,Rohde&Schwarz,FSV-40,1321.3008K40/101353,3.70 | |
| Switch matrix,Rohde&Schwarz,OSP-B157W8PLUS,1527.1144.05 / 100837,2.10.0.23 | |

Test at TX 5700 MHz

RESULT: Reference Power cond.

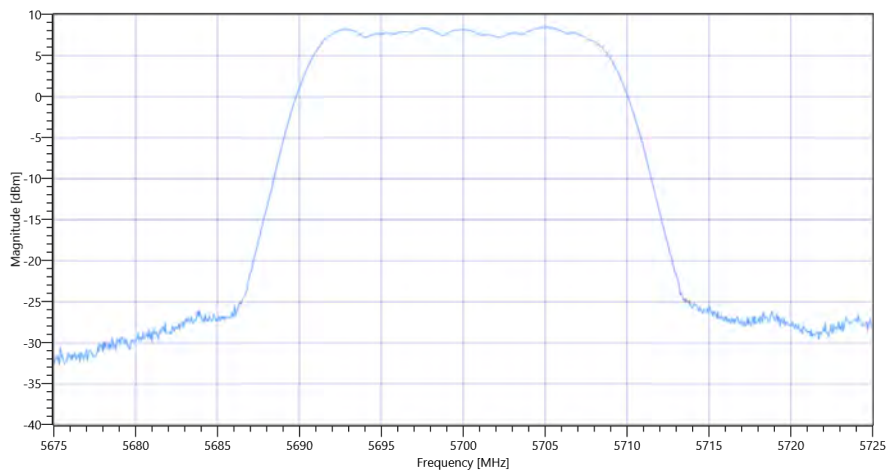
| Test Description | Lower Limit | Upper Limit | Measured | Unit | Verdict |
|-------------------------------|-------------|-------------|----------|------|---------|
| Ref. Power 1MHz/1MHz cond. | --- | --- | 2.47 | dBm | INFO |
| Ref. Frequency | --- | --- | 5697.800 | MHz | INFO |

READ SA SETTINGS:

| | |
|------------------------------------------------------|-----------------------|
| RefLevel [dBm] RefLevelOffset [dB] InpAtt [dB] | 14.47 3.57 30 |
| Start [MHz] Stop [MHz] | 5675.000 5725.000 |
| RBW [MHz] VBW [MHz] | 3.000000 3.000000 |
| Detector TraceMode | POS MAXH |
| Sweep: Time [ms] Count Points per Section Type | 300 20 1001 SWE |

RESULT

| Test Description | Lower Limit | Upper Limit | Measured | Unit | Verdict |
|-------------------|-------------|-------------|----------|------|---------|
| Peak Power | --- | --- | 8.47 | dBm | INFO |
| Peak Power | --- | --- | 7.030723 | mW | INFO |
| Frequency at Peak | --- | --- | 5704.995 | MHz | INFO |



Common 5Gx 6Gx # Peak output power 3MHz-3MHz ~ WLAN5Gx n-HT20 mode U-NII-2C

General verdict

PASS

FCC 15.247 # Max output power and psd ~ WLAN5Gx n-HT20 mode U-NII-2C

| Test References | |
|-----------------------------------|------------------------------------------------------------------|
| TC Start | 15.11.2022 09:49:43 |
| Ambit Temp [°C] Humidity [rel%] | 24.1 43 |
| System Version | 3.3.1.8 |
| Test Specification | FCC 15.247 - |
| Test Method | KDB789033 D02, F., E.2.e. |
| TC Version | 0.0.1 |
| My Description | FCC 15.407 Max Output Power & PSD - WLAN5Gx n-HT20 mode U-NII-2C |
| Add. Information | |

| EUT Common Settings WLAN5Gx | |
|-----------------------------|--------|
| Number of Antenna Ports | 1 |
| User Interaction | No |
| Device Class UNII_1 | Client |

| Test Parameter | |
|--------------------------------------------------|----------------------------------------|
| Technology to test | WLAN5Gx n-HT20 mode |
| Antenna Port used | 1 |
| Temperature | nom |
| Voltage | nom |
| Frequency low to test | False Freq [MHz] 5500 |
| Frequency mid to test | False Freq [MHz] 5600 |
| Frequency high to test | True Freq [MHz] 5700 |
| Auto Control enabled Power Supply Climatic Box | No No |
| Additional Path Loss [dB] | 0 |
| Switched Path | EUT - SignalingUnit - SpectrumAnalyzer |

| Test Equipment | |
|----------------------------------------------------------------------------|--|
| Signal analyzer,Rohde&Schwarz,FSV-40,1321.3008K40/101353,3.70 | |
| Switch matrix,Rohde&Schwarz,OSP-B157W8PLUS,1527.1144.05 / 100837,2.10.0.23 | |

Test at TX 5700 MHz

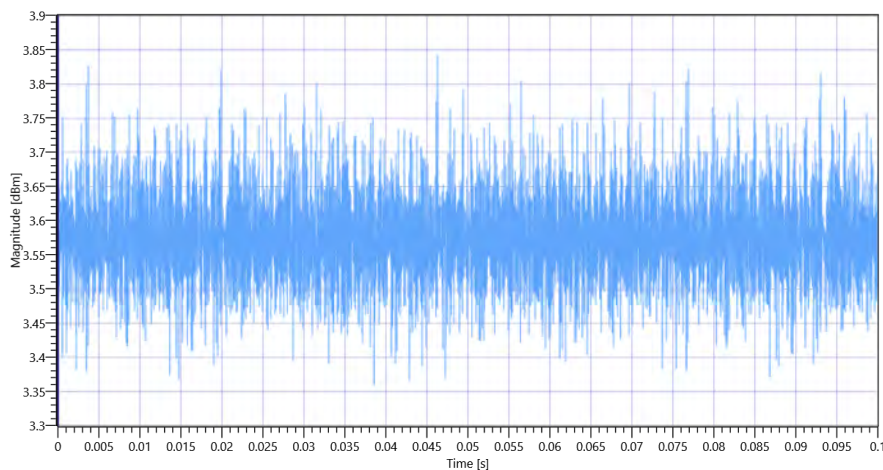
RESULT: Reference Power cond.

| Test Description | Lower Limit | Upper Limit | Measured | Unit | Verdict |
|-------------------------------|-------------|-------------|----------|------|---------|
| Ref. Power 1MHz/1MHz cond. | --- | --- | 2.99 | dBm | INFO |
| Ref. Frequency | --- | --- | 5692.610 | MHz | INFO |

Evaluation max. Duty Cycle

Duty Cycle evaluation

| Test Description | Lower Limit | Upper Limit | Measured | Unit | Verdict |
|------------------------------------------------------------|-------------|-------------|----------|------|---------|
| No enough Bursts detected, Duty Cycle Burst Ratio set to 1 | | | | | |
| Duty Cycle (Burst Ratio) max | --- | --- | 1 | --- | INFO |
| Duty Cycle max | --- | --- | 0 | dB | INFO |
| Duty Cycle (Burst Ratio) min | --- | --- | 1 | --- | INFO |
| Duty Cycle min | --- | --- | 0 | dB | INFO |

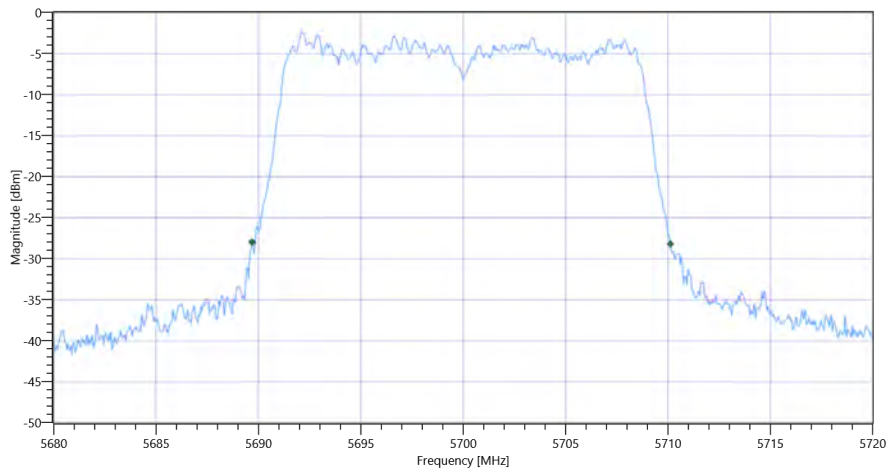


FCC 15.247 # Max output power and psd ~ WLAN5Gx n-HT20 mode U-NII-2C 5700 MHz - DutyCycle

Evaluation Bandwidth

RESULT

| Test Description | Lower Limit | Upper Limit | Measured | Unit | Verdict |
|------------------|-------------|-------------|-----------|------|---------|
| Bandwidth 26dB | --- | --- | 20.44 | MHz | INFO |
| T1 26dB | --- | --- | 5689.6800 | MHz | INFO |
| T2 26dB | --- | --- | 5710.1200 | MHz | INFO |



FCC 15.247 # Max output power and psd ~ WLAN5Gx n-HT20 mode U-NII-2C_BW

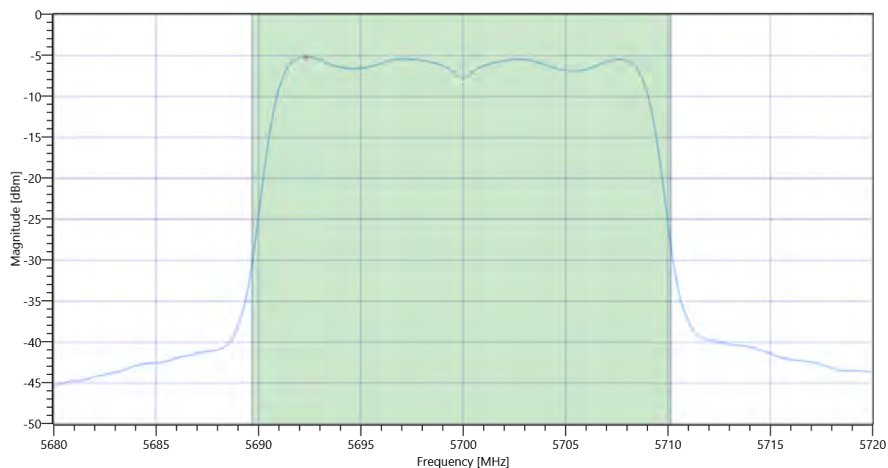
Maximum Output Power

READ SA SETTINGS:

| | |
|------------------------------------------------------|-----------------------|
| RefLevel [dBm] RefLevelOffset [dB] InpAtt [dB] | 14.99 3.57 30 |
| Start [MHz] Stop [MHz] | 5680.000 5720.000 |
| RBW [MHz] VBW [MHz] | 1.000000 3.000000 |
| Detector TraceMode | RMS MAXH |
| Sweep: Time [ms] Count Points per Section Type | 53700 1 161 SWE |

RESULT

| Test Description | Lower Limit | Upper Limit | Measured | Unit | Verdict |
|-------------------------------|-------------|-------------|----------|------|---------|
| Max Output Power | --- | --- | 6.22 | dBm | INFO |
| Duty Cycle Correction | --- | --- | 0 | dB | INFO |
| Limit absolute | | | | | |
| Max Output Power DC corrected | --- | 24 | 6.22 | dBm | PASS |
| Limit: 11 dBm + 10 log 20.44 | | | | | |
| Max Output Power DC corrected | --- | 24.1 | 6.22 | dBm | PASS |



FCC 15.247 # Max output power and psd ~ WLAN5Gx n-HT20 mode U-NII-2C Max OP and PSD

Power Spectral Density

| RESULT | | | | | |
|-------------------------------------|-------------|-------------|----------|----------|---------|
| Test Description | Lower Limit | Upper Limit | Measured | Unit | Verdict |
| Power Spectral Density | --- | --- | -5.18 | dBm/1MHz | INFO |
| Duty Cycle Correction | --- | --- | 0 | dB | INFO |
| Power Spectral Density DC corrected | --- | 11 | -5.18 | dBm/1MHz | PASS |
| General verdict | | | PASS | | |

ISED RSS247 # Max output power and psd ~ WLAN5Gx n-HT20 mode U-NII-2C

| Test References | |
|-----------------------------------|------------------------------------------------------------|
| TC Start | 15.11.2022 09:51:27 |
| Ambit Temp [°C] Humidity [rel%] | 24.1 43 |
| System Version | 3.3.1.8 |
| Test Specification | ISED RSS247 - |
| Test Method | |
| TC Version | 0.0.1 |
| My Description | ISED Max Output Power & PSD - WLAN5Gx n-HT20 mode U-NII-2C |
| Add. Information | |

| EUT Common Settings WLAN5Gx | |
|-----------------------------|--------|
| Number of Antenna Ports | 1 |
| User Interaction | No |
| Device Class UNII_1 | Client |

| Test Parameter | |
|--------------------------------------------------|----------------------------------------|
| Technology to test | WLAN5Gx n-HT20 mode |
| Antenna Port used | 1 |
| Temperature | nom |
| Voltage | nom |
| Frequency low to test | False Freq [MHz] 5500 |
| Frequency mid to test | False Freq [MHz] 5600 |
| Frequency high to test | True Freq [MHz] 5700 |
| Auto Control enabled Power Supply Climatic Box | No No |
| Additional Path Loss [dB] | 0 |
| Switched Path | EUT - SignalingUnit - SpectrumAnalyzer |

| Test Equipment | |
|----------------------------------------------------------------------------|--|
| Signal analyzer,Rohde&Schwarz,FSV-40,1321.3008K40/101353,3.70 | |
| Switch matrix,Rohde&Schwarz,OSP-B157W8PLUS,1527.1144.05 / 100837,2.10.0.23 | |

Test at TX 5700 MHz

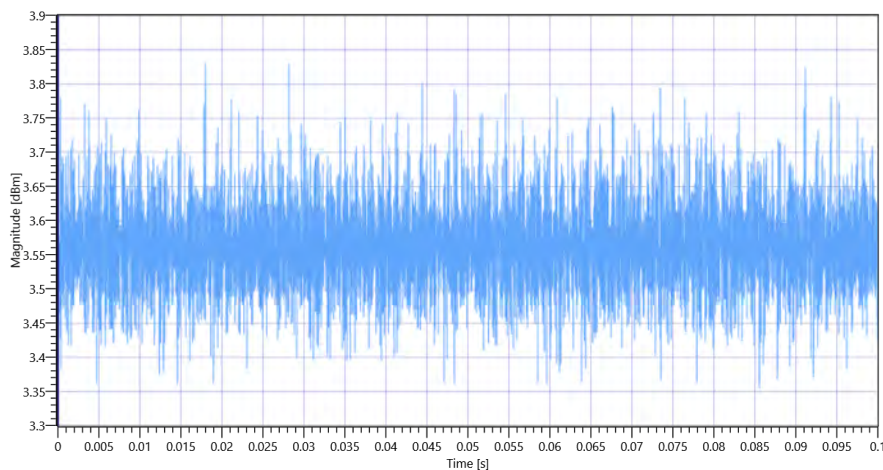
RESULT: Reference Power cond.

| Test Description | Lower Limit | Upper Limit | Measured | Unit | Verdict |
|-------------------------------|-------------|-------------|----------|------|---------|
| Ref. Power 1MHz/1MHz cond. | --- | --- | 2.75 | dBm | INFO |
| Ref. Frequency | --- | --- | 5697.800 | MHz | INFO |

Evaluation max. Duty Cycle

Duty Cycle evaluation

| Test Description | Lower Limit | Upper Limit | Measured | Unit | Verdict |
|------------------------------------------------------------|-------------|-------------|----------|------|---------|
| No enough Bursts detected, Duty Cycle Burst Ratio set to 1 | | | | | |
| Duty Cycle (Burst Ratio) max | --- | --- | 1 | --- | INFO |
| Duty Cycle max | --- | --- | 0 | dB | INFO |
| Duty Cycle (Burst Ratio) min | --- | --- | 1 | --- | INFO |
| Duty Cycle min | --- | --- | 0 | dB | INFO |

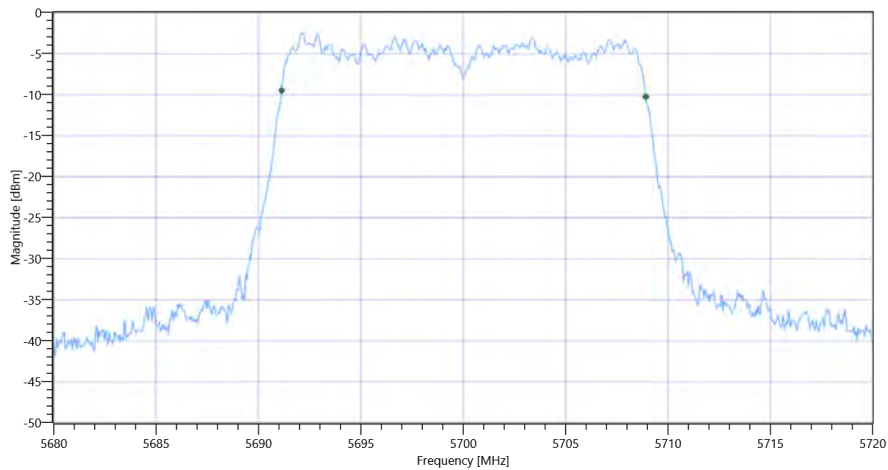


ISED RSS247 # Max output power and psd ~ WLAN5Gx n-HT20 mode U-NII-2C 5700 MHz - DutyCycle

Evaluation Bandwidth

RESULT

| Test Description | Lower Limit | Upper Limit | Measured | Unit | Verdict |
|------------------|-------------|-------------|-----------|------|---------|
| Bandwidth 99% | --- | --- | 17.782 | MHz | INFO |
| T1 99% | --- | --- | 5691.1289 | MHz | INFO |
| T2 99% | --- | --- | 5708.9111 | MHz | INFO |



ISED RSS247 # Max output power and psd ~ WLAN5Gx n-HT20 mode U-NII-2C_BW

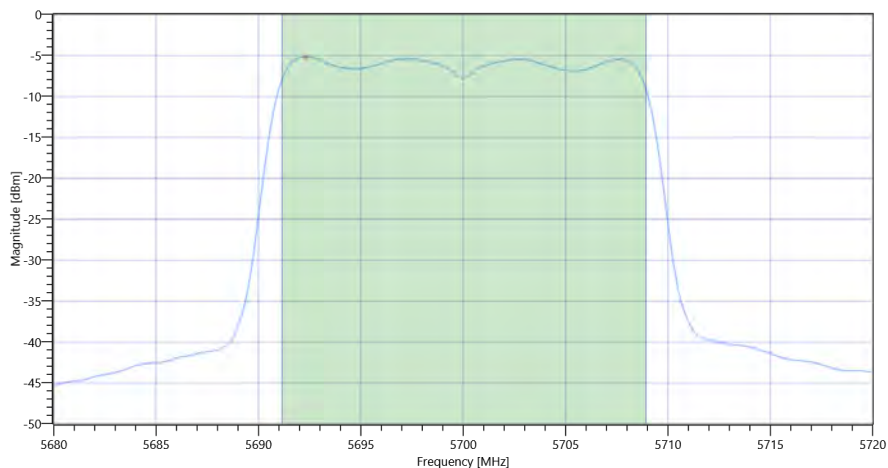
Maximum Output Power

READ SA SETTINGS:

| | |
|------------------------------------------------------|-----------------------|
| RefLevel [dBm] RefLevelOffset [dB] InpAtt [dB] | 14.75 3.57 30 |
| Start [MHz] Stop [MHz] | 5680.000 5720.000 |
| RBW [MHz] VBW [MHz] | 1.000000 3.000000 |
| Detector TraceMode | RMS MAXH |
| Sweep: Time [ms] Count Points per Section Type | 53700 1 161 SWE |

RESULT

| Test Description | Lower Limit | Upper Limit | Measured | Unit | Verdict |
|-------------------------------|-------------|-------------|----------|------|---------|
| Max Output Power | --- | --- | 6.12 | dBm | INFO |
| Duty Cycle Correction | --- | --- | 0 | dB | INFO |
| Limit absolute | | | | | |
| Max Output Power DC corrected | --- | 24 | 6.12 | dBm | PASS |
| Limit: 11 dBm + 10 log 17.782 | | | | | |
| Max Output Power DC corrected | --- | 23.5 | 6.12 | dBm | PASS |



ISED RSS247 # Max output power and psd ~ WLAN5Gx n-HT20 mode U-NII-2C Max OP and PSD

Power Spectral Density

| RESULT | | | | | |
|-------------------------------------|-------------|-------------|----------|----------|---------|
| Test Description | Lower Limit | Upper Limit | Measured | Unit | Verdict |
| Power Spectral Density | --- | --- | -5.18 | dBm/1MHz | INFO |
| Duty Cycle Correction | --- | --- | 0 | dB | INFO |
| Power Spectral Density DC corrected | --- | 11 | -5.18 | dBm/1MHz | PASS |
| General verdict | | | PASS | | |

FCC 15.407, ISED RSS247 # Bandwidths 99PCT and 26dB ~ WLAN5Gx n-HT20 mode U-NII-2C

| Test References | |
|-----------------------------------|------------------------------------------------------|
| TC Start | 15.11.2022 09:53:11 |
| Ambit Temp [°C] Humidity [rel%] | 24.2 43 |
| System Version | 3.3.1.8 |
| Test Specification | FCC 15.407, ISED RSS247 - |
| Test Method | 26dB Bandwidth KDB789033 D02, C.1 / ISED RSS-GEN |
| TC Version | 0.0.1 |
| My Description | FCC 15.407 Bandwidths - WLAN5Gx n-HT20 mode U-NII-2C |
| Add. Information | |

| EUT Common Settings WLAN5Gx | |
|-----------------------------|--------|
| Number of Antenna Ports | 1 |
| User Interaction | No |
| Device Class UNII_1 | Client |

| Test Parameter | |
|--------------------------------------------------|----------------------------------------|
| Technology to test | WLAN5Gx n-HT20 mode |
| Antenna Port used | 1 |
| Temperature | nom |
| Voltage | nom |
| Frequency low to test | False Freq [MHz] 5500 |
| Frequency mid to test | False Freq [MHz] 5600 |
| Frequency high to test | True Freq [MHz] 5700 |
| Auto Control enabled Power Supply Climatic Box | No No |
| Additional Path Loss [dB] | 0 |
| Switched Path | EUT - SignalingUnit - SpectrumAnalyzer |

| Test Equipment | |
|----------------------------------------------------------------------------|--|
| Signal analyzer,Rohde&Schwarz,FSV-40,1321.3008K40/101353,3.70 | |
| Switch matrix,Rohde&Schwarz,OSP-B157W8PLUS,1527.1144.05 / 100837,2.10.0.23 | |

Test at TX 5700 MHz

RESULT: Reference Power cond.

| Test Description | Lower Limit | Upper Limit | Measured | Unit | Verdict |
|-------------------------------|-------------|-------------|----------|------|---------|
| Ref. Power 1MHz/1MHz cond. | --- | --- | 2.75 | dBm | INFO |
| Ref. Frequency | --- | --- | 5698.000 | MHz | INFO |

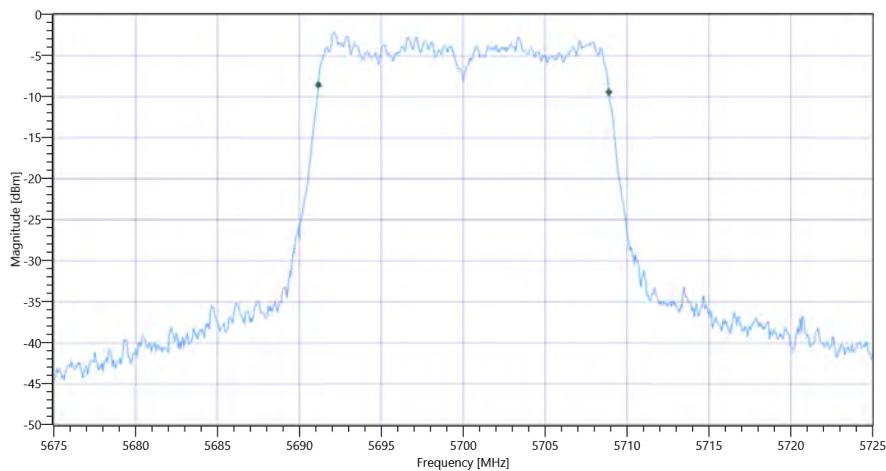
READ SA SETTINGS:

| | |
|------------------------------------------------------|-----------------------|
| RefLevel [dBm] RefLevelOffset [dB] InpAtt [dB] | 10.75 3.57 25 |
| Start [MHz] Stop [MHz] | 5675.000 5725.000 |
| RBW [MHz] VBW [MHz] | 0.300000 1.000000 |
| Detector TraceMode | POS MAXH |
| Sweep: Time [ms] Count Points per Section Type | 1 2500 1001 SWE |

RESULT

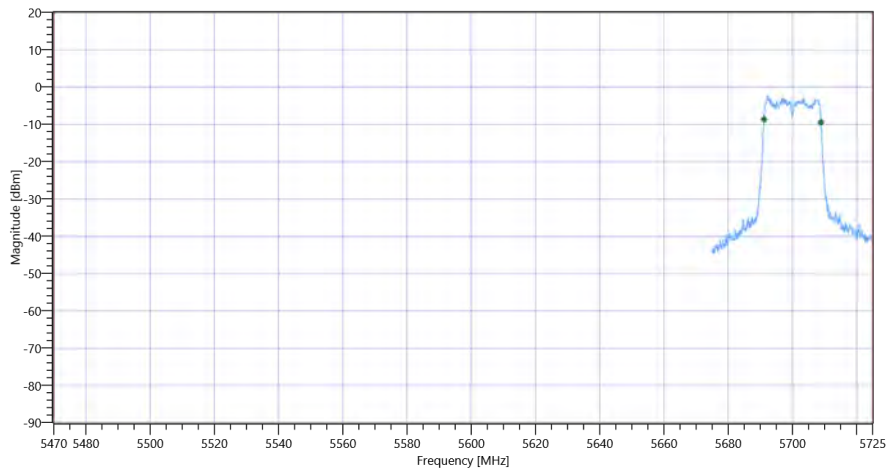
| Test Description | Lower Limit | Upper Limit | Measured | Unit | Verdict |
|------------------|-------------|-------------|-----------|------|---------|
| Bandwidth 99% | --- | --- | 17.732 | MHz | INFO |
| T1 99% | 5470.000000 | --- | 5691.1588 | MHz | PASS |
| T2 99% | --- | 5725.000000 | 5708.8911 | MHz | PASS |

Plot: Bandwidth only



FCC 15.407, ISED RSS247 # Bandwidths 99PCT and 26dB ~ WLAN5Gx n-HT20 mode U-NII-2C 99PCT

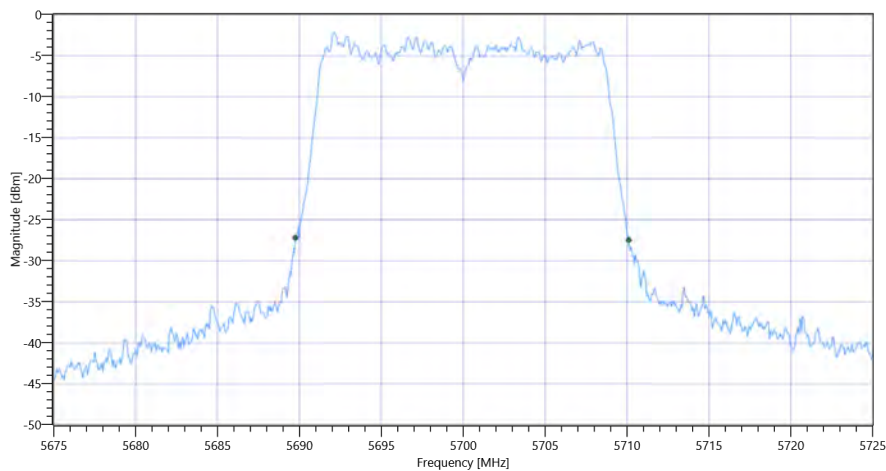
Plot: Bandwidth within Band



FCC 15.407, ISED RSS247 # Bandwidths 99PCT and 26dB ~ WLAN5Gx n-HT20 mode U-NII-2C

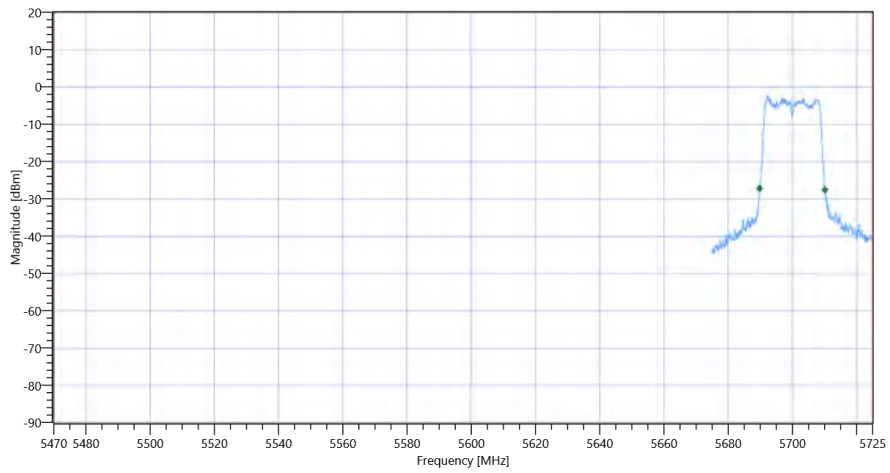
| RESULT | | | | | |
|------------------|-------------|-------------|-----------|------|---------|
| Test Description | Lower Limit | Upper Limit | Measured | Unit | Verdict |
| Bandwidth 26dB | --- | --- | 20.35 | MHz | INFO |
| T1 26dB | 5470.000000 | --- | 5689.7500 | MHz | PASS |
| T2 26dB | --- | 5725.000000 | 5710.1000 | MHz | PASS |

Plot: Bandwidth only



FCC 15.407, ISED RSS247 # Bandwidths 99PCT and 26dB ~ WLAN5Gx n-HT20 mode U-NII-2C 26dB

Plot: Bandwidth within Band



FCC 15.407, ISED RSS247 # Bandwidths 99PCT and 26dB ~ WLAN5Gx n-HT20 mode U-NII-2C

General verdict

PASS

Message with SA scan ~

| Test References | |
|-----------------------------------|-------------------------------------|
| TC Start | 15.11.2022 09:54:04 |
| Ambit Temp [°C] Humidity [rel%] | 24.2 43 |
| System Version | 3.3.1.8 |
| Test Specification | - |
| Test Method | |
| TC Version | 0.0.1 |
| My Description | Message with SA Scan n_HT20_U_NII_3 |
| Add. Information | |

| Test Parameter | |
|----------------|-------------------------------------------------------|
| Switched Path | EUT - SignalingUnit - SpectrumAnalyzer |
| Message start | 15.11.2022 09:54:06 |
| Message | set WLAN5Gx to n_HT20_U_NII_3, Frequency [MHz] 5745 , |

| Test Equipment | |
|----------------------------------------------------------------------------|--|
| Signal analyzer,Rohde&Schwarz,FSV-40,1321.3008K40/101353,3.70 | |
| Switch matrix,Rohde&Schwarz,OSP-B157W8PLUS,1527.1144.05 / 100837,2.10.0.23 | |

General verdict

INFO

Common 5Gx 6Gx # Peak output power 3MHz/3MHz ~ WLAN5Gx n-HT20 mode U-NII-3

| Test References | |
|-----------------------------------|-------------------------------------------------|
| TC Start | 15.11.2022 09:57:48 |
| Ambit Temp [°C] Humidity [rel%] | 24.2 43 |
| System Version | 3.3.1.8 |
| Test Specification | Common 5Gx 6Gx - none |
| Test Method | |
| TC Version | 0.0.1 |
| My Description | Peak OP 3MHz/3MHz - WLAN5Gx n-HT20 mode U-NII-3 |
| Add. Information | |

| EUT Common Settings WLAN5Gx | |
|-----------------------------|--------|
| Number of Antenna Ports | 1 |
| User Interaction | No |
| Device Class UNII_1 | Client |

| Test Parameter | |
|--------------------------------------------------|----------------------------------------|
| Technology to test | WLAN5Gx n-HT20 mode |
| Antenna Port used | 1 |
| Temperature | nom |
| Voltage | nom |
| Frequency low to test | True Freq [MHz] 5745 |
| Frequency mid to test | False Freq [MHz] 5785 |
| Frequency high to test | False Freq [MHz] 5825 |
| Auto Control enabled Power Supply Climatic Box | No No |
| Additional Path Loss [dB] | 0 |
| Switched Path | EUT - SignalingUnit - SpectrumAnalyzer |

| Test Equipment | |
|----------------------------------------------------------------------------|--|
| Signal analyzer,Rohde&Schwarz,FSV-40,1321.3008K40/101353,3.70 | |
| Switch matrix,Rohde&Schwarz,OSP-B157W8PLUS,1527.1144.05 / 100837,2.10.0.23 | |

Test at TX 5745 MHz

RESULT: Reference Power cond.

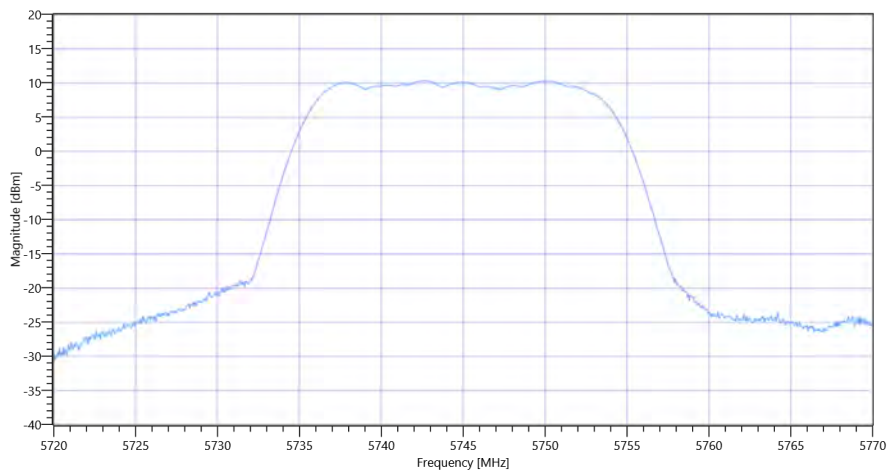
| Test Description | Lower Limit | Upper Limit | Measured | Unit | Verdict |
|-------------------------------|-------------|-------------|----------|------|---------|
| Ref. Power 1MHz/1MHz cond. | --- | --- | 4.33 | dBm | INFO |
| Ref. Frequency | --- | --- | 5742.800 | MHz | INFO |

READ SA SETTINGS:

| | |
|------------------------------------------------------|-----------------------|
| RefLevel [dBm] RefLevelOffset [dB] InpAtt [dB] | 16.33 3.7 30 |
| Start [MHz] Stop [MHz] | 5720.000 5770.000 |
| RBW [MHz] VBW [MHz] | 3.000000 3.000000 |
| Detector TraceMode | POS MAXH |
| Sweep: Time [ms] Count Points per Section Type | 300 20 1001 SWE |

RESULT

| Test Description | Lower Limit | Upper Limit | Measured | Unit | Verdict |
|-------------------|-------------|-------------|-----------|------|---------|
| Peak Power | --- | --- | 10.35 | dBm | INFO |
| Peak Power | --- | --- | 10.839269 | mW | INFO |
| Frequency at Peak | --- | --- | 5742.652 | MHz | INFO |



Common 5Gx 6Gx # Peak output power 3MHz-3MHz ~ WLAN5Gx n-HT20 mode U-NII-3

General verdict

PASS

FCC 15.247 # Max output power and psd ~ WLAN5Gx n-HT20 mode U-NII-3

| Test References | |
|-----------------------------------|-----------------------------------------------------------------|
| TC Start | 15.11.2022 09:58:20 |
| Ambit Temp [°C] Humidity [rel%] | 24.2 43 |
| System Version | 3.3.1.8 |
| Test Specification | FCC 15.247 - |
| Test Method | KDB789033 D02, F., E.2.e. |
| TC Version | 0.0.1 |
| My Description | FCC 15.407 Max Output Power & PSD - WLAN5Gx n-HT20 mode U-NII-3 |
| Add. Information | |

| EUT Common Settings WLAN5Gx | |
|-----------------------------|--------|
| Number of Antenna Ports | 1 |
| User Interaction | No |
| Device Class UNII_1 | Client |

| Test Parameter | |
|--------------------------------------------------|----------------------------------------|
| Technology to test | WLAN5Gx n-HT20 mode |
| Antenna Port used | 1 |
| Temperature | nom |
| Voltage | nom |
| Frequency low to test | True Freq [MHz] 5745 |
| Frequency mid to test | False Freq [MHz] 5785 |
| Frequency high to test | False Freq [MHz] 5825 |
| Auto Control enabled Power Supply Climatic Box | No No |
| Additional Path Loss [dB] | 0 |
| Switched Path | EUT - SignalingUnit - SpectrumAnalyzer |

| Test Equipment | |
|----------------------------------------------------------------------------|--|
| Signal analyzer,Rohde&Schwarz,FSV-40,1321.3008K40/101353,3.70 | |
| Switch matrix,Rohde&Schwarz,OSP-B157W8PLUS,1527.1144.05 / 100837,2.10.0.23 | |

Test at TX 5745 MHz

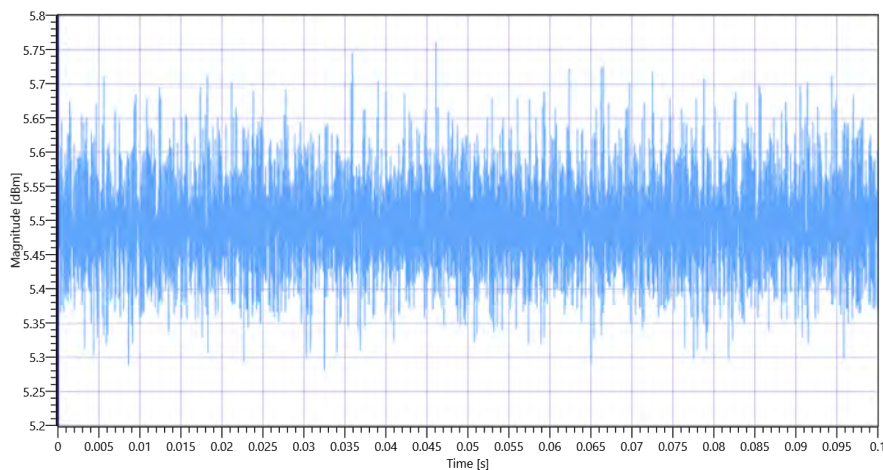
RESULT: Reference Power cond.

| Test Description | Lower Limit | Upper Limit | Measured | Unit | Verdict |
|-------------------------------|-------------|-------------|----------|------|---------|
| Ref. Power 1MHz/1MHz cond. | --- | --- | 4.36 | dBm | INFO |
| Ref. Frequency | --- | --- | 5741.600 | MHz | INFO |

Evaluation max. Duty Cycle

Duty Cycle evaluation

| Test Description | Lower Limit | Upper Limit | Measured | Unit | Verdict |
|------------------------------------------------------------|-------------|-------------|----------|------|---------|
| No enough Bursts detected, Duty Cycle Burst Ratio set to 1 | | | | | |
| Duty Cycle (Burst Ratio) max | --- | --- | 1 | --- | INFO |
| Duty Cycle max | --- | --- | 0 | dB | INFO |
| Duty Cycle (Burst Ratio) min | --- | --- | 1 | --- | INFO |
| Duty Cycle min | --- | --- | 0 | dB | INFO |

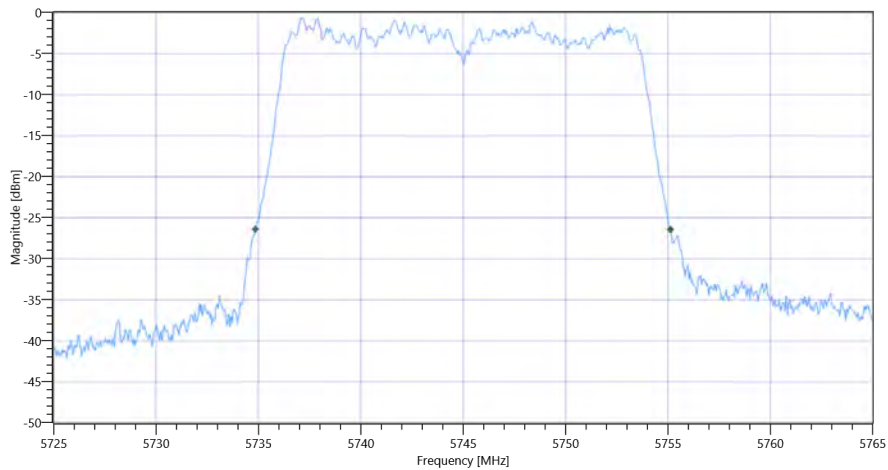


FCC 15.247 # Max output power and psd ~ WLAN5Gx n-HT20 mode U-NII-3 5745 MHz - DutyCycle

Evaluation Bandwidth

RESULT

| Test Description | Lower Limit | Upper Limit | Measured | Unit | Verdict |
|------------------|-------------|-------------|-----------|------|---------|
| Bandwidth 26dB | --- | --- | 20.28 | MHz | INFO |
| T1 26dB | --- | --- | 5734.8400 | MHz | INFO |
| T2 26dB | --- | --- | 5755.1200 | MHz | INFO |



FCC 15.247 # Max output power and psd ~ WLAN5Gx n-HT20 mode U-NII-3_BW

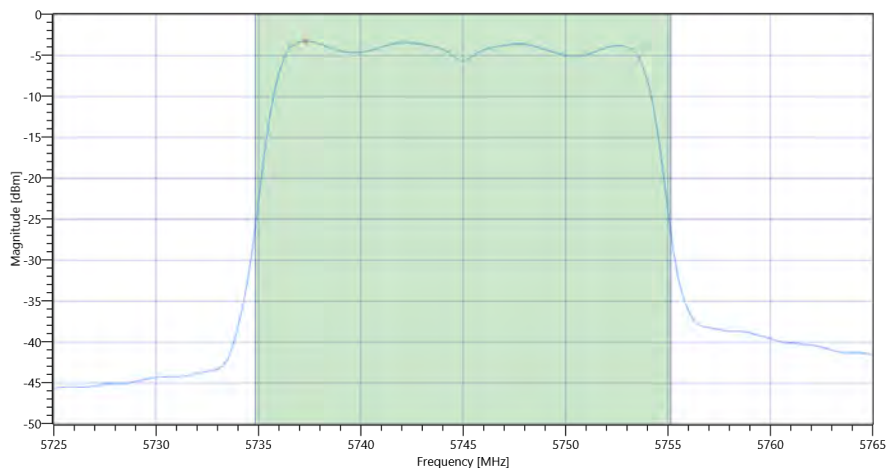
Maximum Output Power

READ SA SETTINGS:

| | |
|------------------------------------------------------|-----------------------|
| RefLevel [dBm] RefLevelOffset [dB] InpAtt [dB] | 16.36 3.7 30 |
| Start [MHz] Stop [MHz] | 5725.000 5765.000 |
| RBW [MHz] VBW [MHz] | 1.000000 3.000000 |
| Detector TraceMode | RMS MAXH |
| Sweep: Time [ms] Count Points per Section Type | 53700 1 161 SWE |

RESULT

| Test Description | Lower Limit | Upper Limit | Measured | Unit | Verdict |
|-------------------------------|-------------|-------------|----------|------|---------|
| Max Output Power | --- | --- | 8.1 | dBm | INFO |
| Duty Cycle Correction | --- | --- | 0 | dB | INFO |
| Limit absolute | | | | | |
| Max Output Power DC corrected | --- | 30 | 8.1 | dBm | PASS |
| Limit: 11 dBm + 10 log 20.28 | | | | | |
| Max Output Power DC corrected | --- | 24.07 | 8.1 | dBm | na |



FCC 15.247 # Max output power and psd ~ WLAN5Gx n-HT20 mode U-NII-3 Max OP and PSD

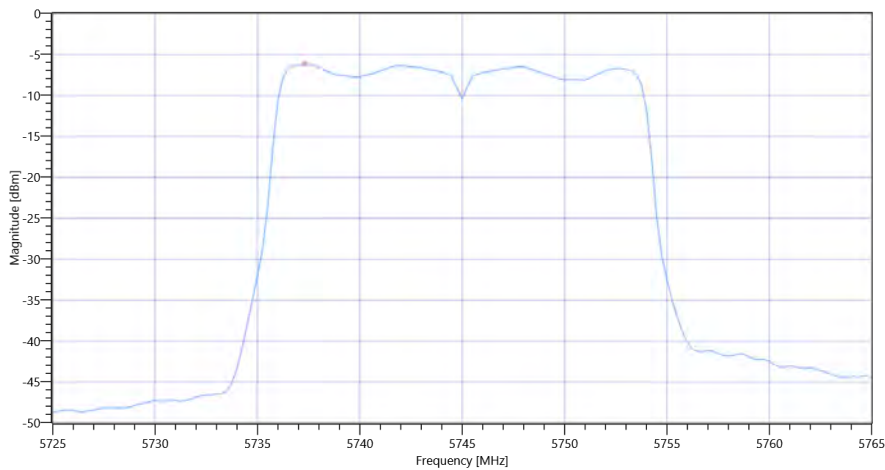
Power Spectral Density U-NII-3

READ SA SETTINGS:

| | |
|------------------------------------------------------|-----------------------|
| RefLevel [dBm] RefLevelOffset [dB] InpAtt [dB] | 16.36 3.7 30 |
| Start [MHz] Stop [MHz] | 5725.000 5765.000 |
| RBW [MHz] VBW [MHz] | 0.500000 3.000000 |
| Detector TraceMode | RMS MAXH |
| Sweep: Time [ms] Count Points per Section Type | 53700 1 161 SWE |

RESULT

| Test Description | Lower Limit | Upper Limit | Measured | Unit | Verdict |
|-------------------------------------|-------------|-------------|----------|------------|---------|
| Power Spectral Density | --- | --- | -6.15 | dBm/0.5MHz | INFO |
| Duty Cycle Correction | --- | --- | 0 | dB | INFO |
| Power Spectral Density DC corrected | --- | 30 | -6.15 | dBm/0.5MHz | PASS |



FCC 15.247 # Max output power and psd ~ WLAN5Gx n-HT20 mode U-NII-3 PSD UNII-3

General verdict

PASS

ISED RSS247 # Max output power and psd ~ WLAN5Gx n-HT20 mode U-NII-3

| Test References | |
|-----------------------------------|-----------------------------------------------------------|
| TC Start | 15.11.2022 10:01:07 |
| Ambit Temp [°C] Humidity [rel%] | 24.2 43 |
| System Version | 3.3.1.8 |
| Test Specification | ISED RSS247 - |
| Test Method | |
| TC Version | 0.0.1 |
| My Description | ISED Max Output Power & PSD - WLAN5Gx n-HT20 mode U-NII-3 |
| Add. Information | |

| EUT Common Settings WLAN5Gx | |
|-----------------------------|--------|
| Number of Antenna Ports | 1 |
| User Interaction | No |
| Device Class UNII_1 | Client |

| Test Parameter | |
|--------------------------------------------------|----------------------------------------|
| Technology to test | WLAN5Gx n-HT20 mode |
| Antenna Port used | 1 |
| Temperature | nom |
| Voltage | nom |
| Frequency low to test | True Freq [MHz] 5745 |
| Frequency mid to test | False Freq [MHz] 5785 |
| Frequency high to test | False Freq [MHz] 5825 |
| Auto Control enabled Power Supply Climatic Box | No No |
| Additional Path Loss [dB] | 0 |
| Switched Path | EUT - SignalingUnit - SpectrumAnalyzer |

| Test Equipment | |
|----------------------------------------------------------------------------|--|
| Signal analyzer,Rohde&Schwarz,FSV-40,1321.3008K40/101353,3.70 | |
| Switch matrix,Rohde&Schwarz,OSP-B157W8PLUS,1527.1144.05 / 100837,2.10.0.23 | |

Test at TX 5745 MHz

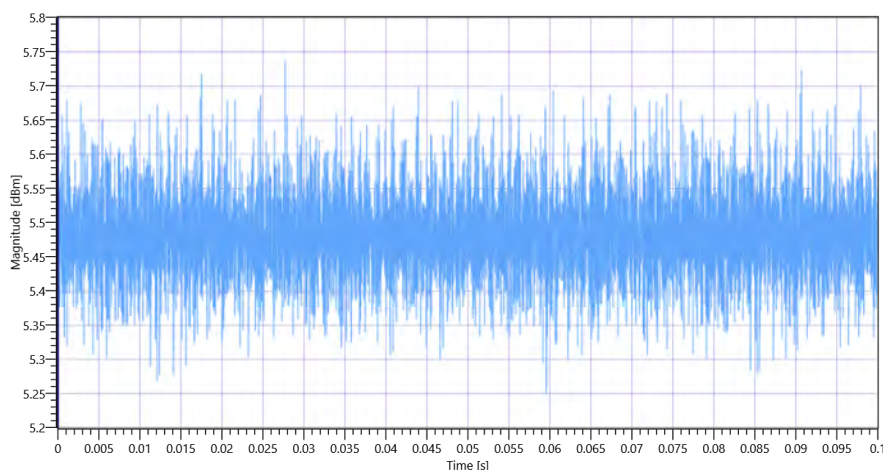
RESULT: Reference Power cond.

| Test Description | Lower Limit | Upper Limit | Measured | Unit | Verdict |
|-------------------------------|-------------|-------------|----------|------|---------|
| Ref. Power 1MHz/1MHz cond. | --- | --- | 4.24 | dBm | INFO |
| Ref. Frequency | --- | --- | 5737.410 | MHz | INFO |

Evaluation max. Duty Cycle

Duty Cycle evaluation

| Test Description | Lower Limit | Upper Limit | Measured | Unit | Verdict |
|------------------------------------------------------------|-------------|-------------|----------|------|---------|
| No enough Bursts detected, Duty Cycle Burst Ratio set to 1 | | | | | |
| Duty Cycle (Burst Ratio) max | --- | --- | 1 | --- | INFO |
| Duty Cycle max | --- | --- | 0 | dB | INFO |
| Duty Cycle (Burst Ratio) min | --- | --- | 1 | --- | INFO |
| Duty Cycle min | --- | --- | 0 | dB | INFO |

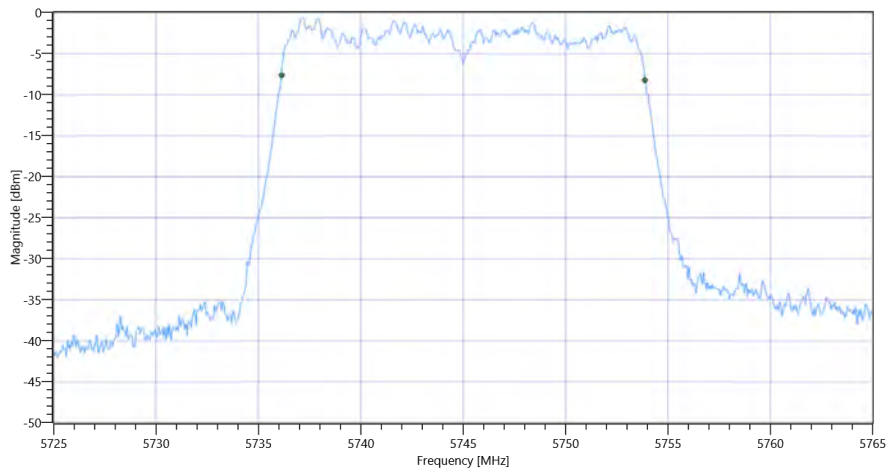


ISED RSS247 # Max output power and psd ~ WLAN5Gx n-HT20 mode U-NII-3 5745 MHz - DutyCycle

Evaluation Bandwidth

RESULT

| Test Description | Lower Limit | Upper Limit | Measured | Unit | Verdict |
|------------------|-------------|-------------|-----------|------|---------|
| Bandwidth 99% | --- | --- | 17.742 | MHz | INFO |
| T1 99% | --- | --- | 5736.1289 | MHz | INFO |
| T2 99% | --- | --- | 5753.8711 | MHz | INFO |



ISED RSS247 # Max output power and psd ~ WLAN5Gx n-HT20 mode U-NII-3_BW

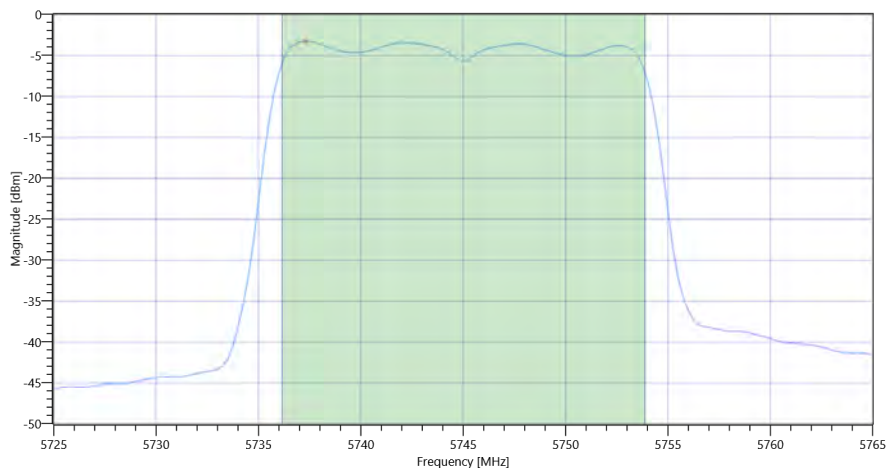
Maximum Output Power

READ SA SETTINGS:

| | |
|------------------------------------------------------|-----------------------|
| RefLevel [dBm] RefLevelOffset [dB] InpAtt [dB] | 16.24 3.7 30 |
| Start [MHz] Stop [MHz] | 5725.000 5765.000 |
| RBW [MHz] VBW [MHz] | 1.000000 3.000000 |
| Detector TraceMode | RMS MAXH |
| Sweep: Time [ms] Count Points per Section Type | 53700 1 161 SWE |

RESULT

| Test Description | Lower Limit | Upper Limit | Measured | Unit | Verdict |
|-------------------------------|-------------|-------------|----------|------|---------|
| Max Output Power | --- | --- | 8 | dBm | INFO |
| Duty Cycle Correction | --- | --- | 0 | dB | INFO |
| Limit absolute | | | | | |
| Max Output Power DC corrected | --- | 30 | 8 | dBm | PASS |
| Limit: 11 dBm + 10 log 17.742 | | | | | |
| Max Output Power DC corrected | --- | 23.49 | 8 | dBm | na |



ISED RSS247 # Max output power and psd ~ WLAN5Gx n-HT20 mode U-NII-3 Max OP and PSD

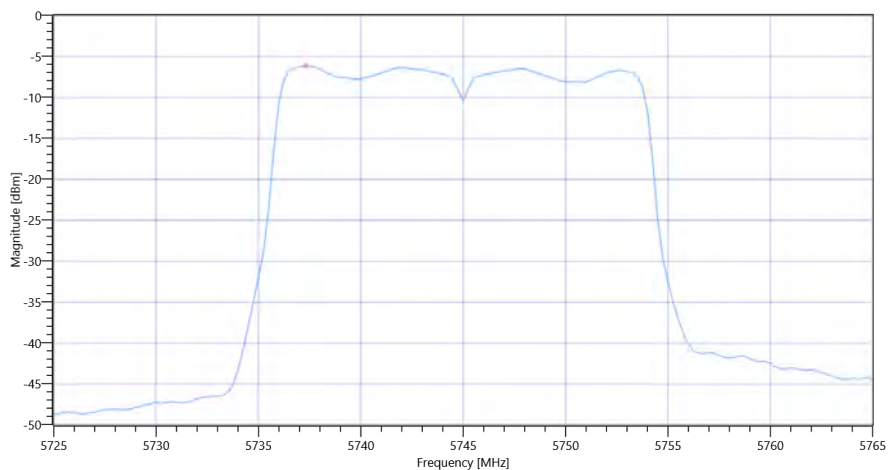
Power Spectral Density U-NII-3

READ SA SETTINGS:

| | |
|------------------------------------------------------|-----------------------|
| RefLevel [dBm] RefLevelOffset [dB] InpAtt [dB] | 16.24 3.7 30 |
| Start [MHz] Stop [MHz] | 5725.000 5765.000 |
| RBW [MHz] VBW [MHz] | 0.500000 3.000000 |
| Detector TraceMode | RMS MAXH |
| Sweep: Time [ms] Count Points per Section Type | 53700 1 161 SWE |

RESULT

| Test Description | Lower Limit | Upper Limit | Measured | Unit | Verdict |
|-------------------------------------|-------------|-------------|----------|------------|---------|
| Power Spectral Density | --- | --- | -6.16 | dBm/0.5MHz | INFO |
| Duty Cycle Correction | --- | --- | 0 | dB | INFO |
| Power Spectral Density DC corrected | --- | 30 | -6.16 | dBm/0.5MHz | PASS |



ISED RSS247 # Max output power and psd ~ WLAN5Gx n-HT20 mode U-NII-3 PSD UNII-3

General verdict

PASS

FCC 15.407, ISED RSS247 # Bandwidths 99PCT and 26dB ~ WLAN5Gx n-HT20 mode U-NII-3

| Test References | |
|-----------------------------------|-----------------------------------------------------|
| TC Start | 15.11.2022 10:03:54 |
| Ambit Temp [°C] Humidity [rel%] | 24.2 43 |
| System Version | 3.3.1.8 |
| Test Specification | FCC 15.407, ISED RSS247 - |
| Test Method | 26dB Bandwidth KDB789033 D02, C.1 / ISED RSS-GEN |
| TC Version | 0.0.1 |
| My Description | FCC 15.407 Bandwidths - WLAN5Gx n-HT20 mode U-NII-3 |
| Add. Information | |

| EUT Common Settings WLAN5Gx | |
|-----------------------------|--------|
| Number of Antenna Ports | 1 |
| User Interaction | No |
| Device Class UNII_1 | Client |

| Test Parameter | |
|--------------------------------------------------|----------------------------------------|
| Technology to test | WLAN5Gx n-HT20 mode |
| Antenna Port used | 1 |
| Temperature | nom |
| Voltage | nom |
| Frequency low to test | True Freq [MHz] 5745 |
| Frequency mid to test | False Freq [MHz] 5785 |
| Frequency high to test | False Freq [MHz] 5825 |
| Auto Control enabled Power Supply Climatic Box | No No |
| Additional Path Loss [dB] | 0 |
| Switched Path | EUT - SignalingUnit - SpectrumAnalyzer |

| Test Equipment | |
|----------------------------------------------------------------------------|--|
| Signal analyzer,Rohde&Schwarz,FSV-40,1321.3008K40/101353,3.70 | |
| Switch matrix,Rohde&Schwarz,OSP-B157W8PLUS,1527.1144.05 / 100837,2.10.0.23 | |

Test at TX 5745 MHz

RESULT: Reference Power cond.

| Test Description | Lower Limit | Upper Limit | Measured | Unit | Verdict |
|-------------------------------|-------------|-------------|----------|------|---------|
| Ref. Power 1MHz/1MHz cond. | --- | --- | 4.27 | dBm | INFO |
| Ref. Frequency | --- | --- | 5737.210 | MHz | INFO |

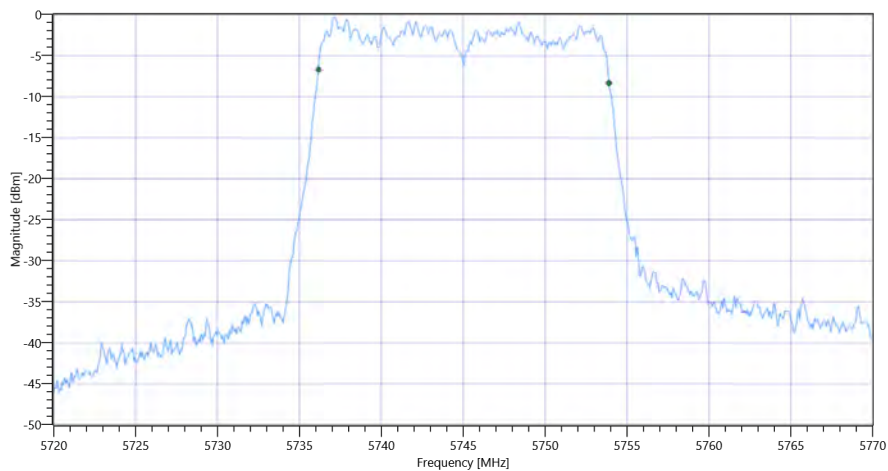
READ SA SETTINGS:

| | |
|------------------------------------------------------|-----------------------|
| RefLevel [dBm] RefLevelOffset [dB] InpAtt [dB] | 12.27 3.7 25 |
| Start [MHz] Stop [MHz] | 5720.000 5770.000 |
| RBW [MHz] VBW [MHz] | 0.300000 1.000000 |
| Detector TraceMode | POS MAXH |
| Sweep: Time [ms] Count Points per Section Type | 1 2500 1001 SWE |

RESULT

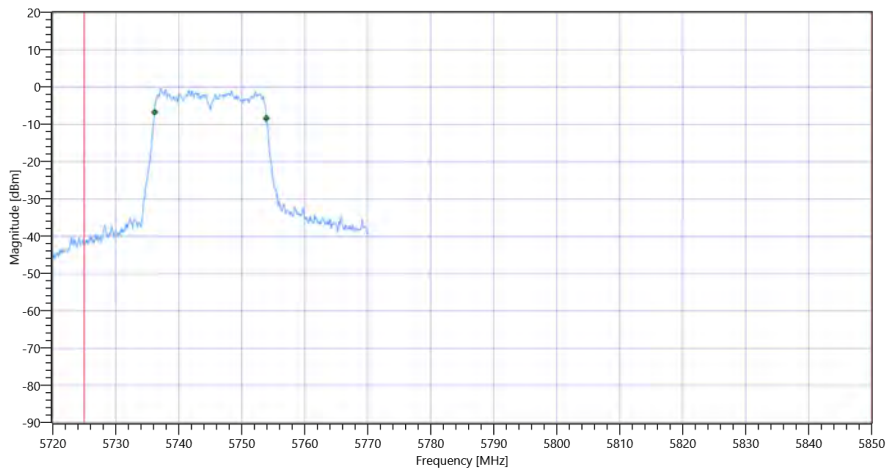
| Test Description | Lower Limit | Upper Limit | Measured | Unit | Verdict |
|------------------|-------------|-------------|-----------|------|---------|
| Bandwidth 99% | --- | --- | 17.732 | MHz | INFO |
| T1 99% | 5725.000000 | --- | 5736.1588 | MHz | PASS |
| T2 99% | --- | 5850.000000 | 5753.8911 | MHz | PASS |

Plot: Bandwidth only



FCC 15.407, ISED RSS247 # Bandwidths 99PCT and 26dB ~ WLAN5Gx n-HT20 mode U-NII-3 99PCT

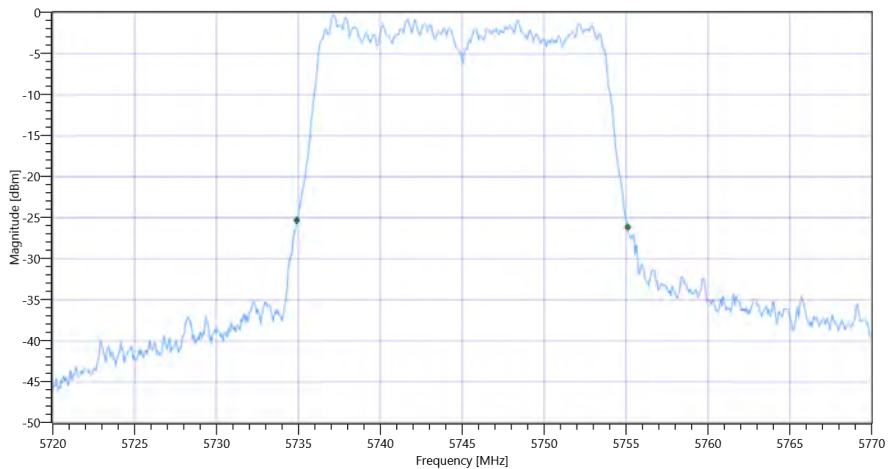
Plot: Bandwidth within Band



FCC 15.407, ISED RSS247 # Bandwidths 99PCT and 26dB ~ WLAN5Gx n-HT20 mode U-NII-3

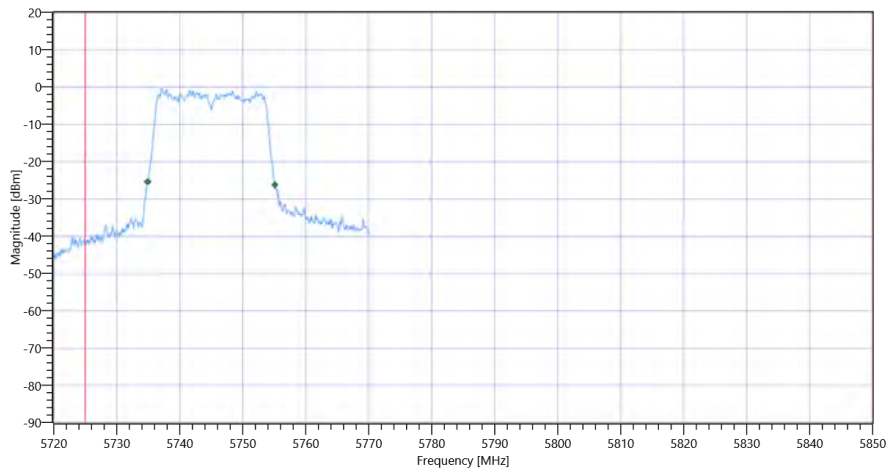
| RESULT | | | | | |
|------------------|-------------|-------------|-----------|------|---------|
| Test Description | Lower Limit | Upper Limit | Measured | Unit | Verdict |
| Bandwidth 26dB | --- | --- | 20.2 | MHz | INFO |
| T1 26dB | 5725.000000 | --- | 5734.9000 | MHz | PASS |
| T2 26dB | --- | 5850.000000 | 5755.1000 | MHz | PASS |

Plot: Bandwidth only



FCC 15.407, ISED RSS247 # Bandwidths 99PCT and 26dB ~ WLAN5Gx n-HT20 mode U-NII-3 26dB

Plot: Bandwidth within Band



FCC 15.407, ISED RSS247 # Bandwidths 99PCT and 26dB ~ WLAN5Gx n-HT20 mode U-NII-3

General verdict

PASS

FCC 15.407, ISED RSS247 # Minimum emission bandwidth ~ WLAN5Gx n-HT20 mode U-NII-3

| Test References | |
|-----------------------------------|-----------------------------------------------------------------|
| TC Start | 15.11.2022 10:04:47 |
| Ambit Temp [°C] Humidity [rel%] | 24.2 43 |
| System Version | 3.3.1.8 |
| Test Specification | FCC 15.407, ISED RSS247 - |
| Test Method | KDB789033 D02, C.2. |
| TC Version | 0.0.1 |
| My Description | FCC 15.407 Min Emission Bandwidth - WLAN5Gx n-HT20 mode U-NII-3 |
| Add. Information | |

| EUT Common Settings WLAN5Gx | |
|-----------------------------|--------|
| Number of Antenna Ports | 1 |
| User Interaction | No |
| Device Class UNII_1 | Client |

| Test Parameter | |
|--------------------------------------------------|----------------------------------------|
| Technology to test | WLAN5Gx n-HT20 mode |
| Antenna Port used | 1 |
| Temperature | nom |
| Voltage | nom |
| Frequency low to test | True Freq [MHz] 5745 |
| Frequency mid to test | False Freq [MHz] 5785 |
| Frequency high to test | False Freq [MHz] 5825 |
| Auto Control enabled Power Supply Climatic Box | No No |
| Additional Path Loss [dB] | 0 |
| Switched Path | EUT - SignalingUnit - SpectrumAnalyzer |

| Test Equipment | |
|----------------------------------------------------------------------------|--|
| Signal analyzer,Rohde&Schwarz,FSV-40,1321.3008K40/101353,3.70 | |
| Switch matrix,Rohde&Schwarz,OSP-B157W8PLUS,1527.1144.05 / 100837,2.10.0.23 | |

Test at TX 5745 MHz

RESULT: Reference Power cond.

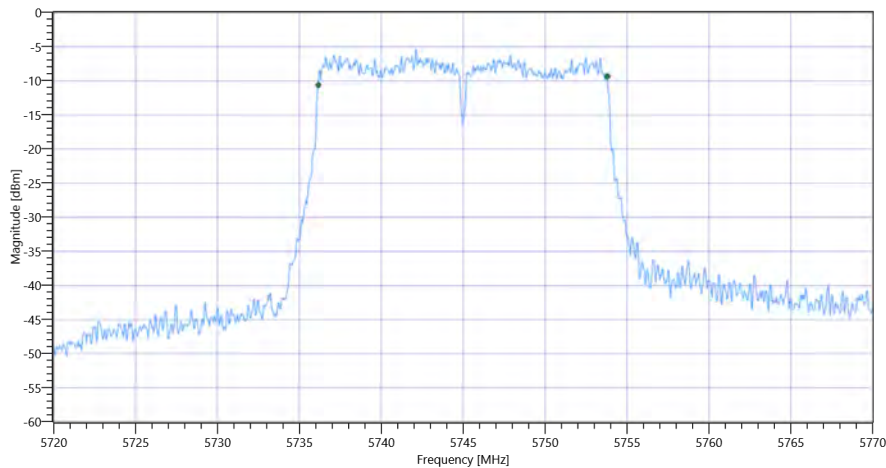
| Test Description | Lower Limit | Upper Limit | Measured | Unit | Verdict |
|-------------------------------|-------------|-------------|----------|------|---------|
| Ref. Power 1MHz/1MHz cond. | --- | --- | 4.16 | dBm | INFO |
| Ref. Frequency | --- | --- | 5747.200 | MHz | INFO |

READ SA SETTINGS:

| | |
|------------------------------------------------------|-----------------------|
| RefLevel [dBm] RefLevelOffset [dB] InpAtt [dB] | 16.16 3.7 30 |
| Start [MHz] Stop [MHz] | 5720.000 5770.000 |
| RBW [MHz] VBW [MHz] | 0.100000 0.300000 |
| Detector TraceMode | POS MAXH |
| Sweep: Time [ms] Count Points per Section Type | 2 1500 1001 SWE |

RESULT

| Test Description | Lower Limit | Upper Limit | Measured | Unit | Verdict |
|------------------|-------------|-------------|----------|------|---------|
| Bandwidth (6dB) | 0.500 | --- | 17.65 | MHz | PASS |



FCC 15.407, ISED RSS247 # Minimum emission bandwidth ~ WLAN5Gx n-HT20 mode U-NII-3

General verdict

PASS

Message with SA scan ~

| Test References | |
|-----------------------------------|-------------------------------------|
| TC Start | 15.11.2022 10:05:36 |
| Ambit Temp [°C] Humidity [rel%] | 24.2 43 |
| System Version | 3.3.1.8 |
| Test Specification | - |
| Test Method | |
| TC Version | 0.0.1 |
| My Description | Message with SA Scan n_HT20_U_NII_3 |
| Add. Information | |

| Test Parameter | |
|----------------|-------------------------------------------------------|
| Switched Path | EUT - SignalingUnit - SpectrumAnalyzer |
| Message start | 15.11.2022 10:05:37 |
| Message | set WLAN5Gx to n_HT20_U_NII_3, Frequency [MHz] 5785 , |

| Test Equipment | |
|----------------------------------------------------------------------------|--|
| Signal analyzer,Rohde&Schwarz,FSV-40,1321.3008K40/101353,3.70 | |
| Switch matrix,Rohde&Schwarz,OSP-B157W8PLUS,1527.1144.05 / 100837,2.10.0.23 | |

General verdict

INFO

Common 5Gx 6Gx # Peak output power 3MHz/3MHz ~ WLAN5Gx n-HT20 mode U-NII-3

| Test References | |
|-----------------------------------|-------------------------------------------------|
| TC Start | 15.11.2022 10:07:27 |
| Ambit Temp [°C] Humidity [rel%] | 24.2 43 |
| System Version | 3.3.1.8 |
| Test Specification | Common 5Gx 6Gx - none |
| Test Method | |
| TC Version | 0.0.1 |
| My Description | Peak OP 3MHz/3MHz - WLAN5Gx n-HT20 mode U-NII-3 |
| Add. Information | |

| EUT Common Settings WLAN5Gx | |
|-----------------------------|--------|
| Number of Antenna Ports | 1 |
| User Interaction | No |
| Device Class UNII_1 | Client |

| Test Parameter | |
|--------------------------------------------------|----------------------------------------|
| Technology to test | WLAN5Gx n-HT20 mode |
| Antenna Port used | 1 |
| Temperature | nom |
| Voltage | nom |
| Frequency low to test | False Freq [MHz] 5745 |
| Frequency mid to test | True Freq [MHz] 5785 |
| Frequency high to test | False Freq [MHz] 5825 |
| Auto Control enabled Power Supply Climatic Box | No No |
| Additional Path Loss [dB] | 0 |
| Switched Path | EUT - SignalingUnit - SpectrumAnalyzer |

| Test Equipment | |
|----------------------------------------------------------------------------|--|
| Signal analyzer,Rohde&Schwarz,FSV-40,1321.3008K40/101353,3.70 | |
| Switch matrix,Rohde&Schwarz,OSP-B157W8PLUS,1527.1144.05 / 100837,2.10.0.23 | |

Test at TX 5785 MHz

RESULT: Reference Power cond.

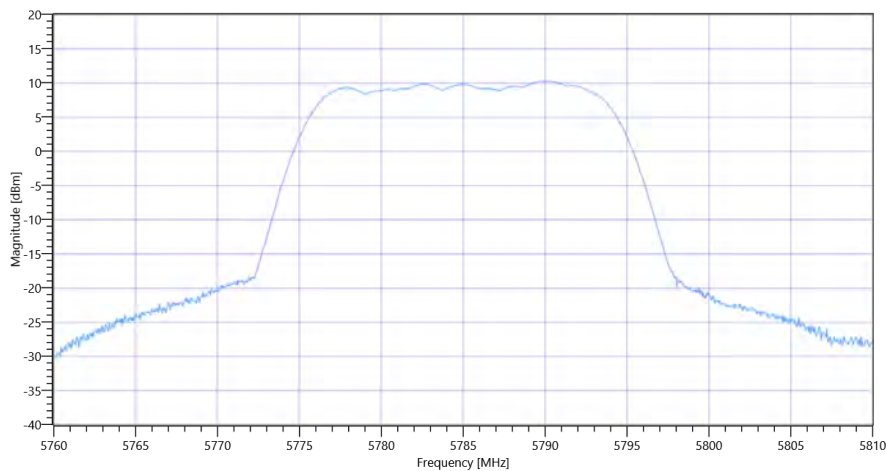
| Test Description | Lower Limit | Upper Limit | Measured | Unit | Verdict |
|-------------------------------|-------------|-------------|----------|------|---------|
| Ref. Power 1MHz/1MHz cond. | --- | --- | 4.25 | dBm | INFO |
| Ref. Frequency | --- | --- | 5787.800 | MHz | INFO |

READ SA SETTINGS:

| | |
|------------------------------------------------------|-----------------------|
| RefLevel [dBm] RefLevelOffset [dB] InpAtt [dB] | 16.26 3.72 30 |
| Start [MHz] Stop [MHz] | 5760.000 5810.000 |
| RBW [MHz] VBW [MHz] | 3.000000 3.000000 |
| Detector TraceMode | POS MAXH |
| Sweep: Time [ms] Count Points per Section Type | 300 20 1001 SWE |

RESULT

| Test Description | Lower Limit | Upper Limit | Measured | Unit | Verdict |
|-------------------|-------------|-------------|-----------|------|---------|
| Peak Power | --- | --- | 10.26 | dBm | INFO |
| Peak Power | --- | --- | 10.616956 | mW | INFO |
| Frequency at Peak | --- | --- | 5790.245 | MHz | INFO |



Common 5Gx 6Gx # Peak output power 3MHz-3MHz ~ WLAN5Gx n-HT20 mode U-NII-3

General verdict

PASS

FCC 15.247 # Max output power and psd ~ WLAN5Gx n-HT20 mode U-NII-3

| Test References | |
|-----------------------------------|-----------------------------------------------------------------|
| TC Start | 15.11.2022 10:07:58 |
| Ambit Temp [°C] Humidity [rel%] | 24.2 43 |
| System Version | 3.3.1.8 |
| Test Specification | FCC 15.247 - |
| Test Method | KDB789033 D02, F., E.2.e. |
| TC Version | 0.0.1 |
| My Description | FCC 15.407 Max Output Power & PSD - WLAN5Gx n-HT20 mode U-NII-3 |
| Add. Information | |

| EUT Common Settings WLAN5Gx | |
|-----------------------------|--------|
| Number of Antenna Ports | 1 |
| User Interaction | No |
| Device Class UNII_1 | Client |

| Test Parameter | |
|--------------------------------------------------|----------------------------------------|
| Technology to test | WLAN5Gx n-HT20 mode |
| Antenna Port used | 1 |
| Temperature | nom |
| Voltage | nom |
| Frequency low to test | False Freq [MHz] 5745 |
| Frequency mid to test | True Freq [MHz] 5785 |
| Frequency high to test | False Freq [MHz] 5825 |
| Auto Control enabled Power Supply Climatic Box | No No |
| Additional Path Loss [dB] | 0 |
| Switched Path | EUT - SignalingUnit - SpectrumAnalyzer |

| Test Equipment | |
|----------------------------------------------------------------------------|--|
| Signal analyzer,Rohde&Schwarz,FSV-40,1321.3008K40/101353,3.70 | |
| Switch matrix,Rohde&Schwarz,OSP-B157W8PLUS,1527.1144.05 / 100837,2.10.0.23 | |

Test at TX 5785 MHz

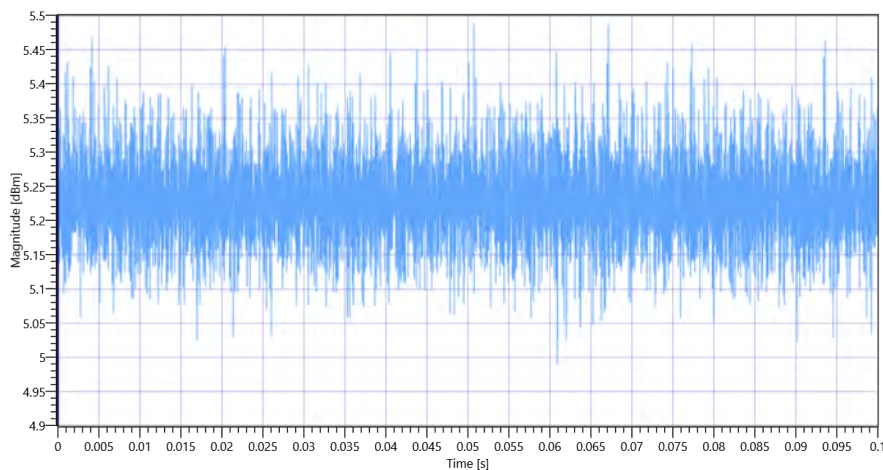
RESULT: Reference Power cond.

| Test Description | Lower Limit | Upper Limit | Measured | Unit | Verdict |
|-------------------------------|-------------|-------------|----------|------|---------|
| Ref. Power 1MHz/1MHz cond. | --- | --- | 3.94 | dBm | INFO |
| Ref. Frequency | --- | --- | 5792.390 | MHz | INFO |

Evaluation max. Duty Cycle

Duty Cycle evaluation

| Test Description | Lower Limit | Upper Limit | Measured | Unit | Verdict |
|------------------------------------------------------------|-------------|-------------|----------|------|---------|
| No enough Bursts detected, Duty Cycle Burst Ratio set to 1 | | | | | |
| Duty Cycle (Burst Ratio) max | --- | --- | 1 | --- | INFO |
| Duty Cycle max | --- | --- | 0 | dB | INFO |
| Duty Cycle (Burst Ratio) min | --- | --- | 1 | --- | INFO |
| Duty Cycle min | --- | --- | 0 | dB | INFO |

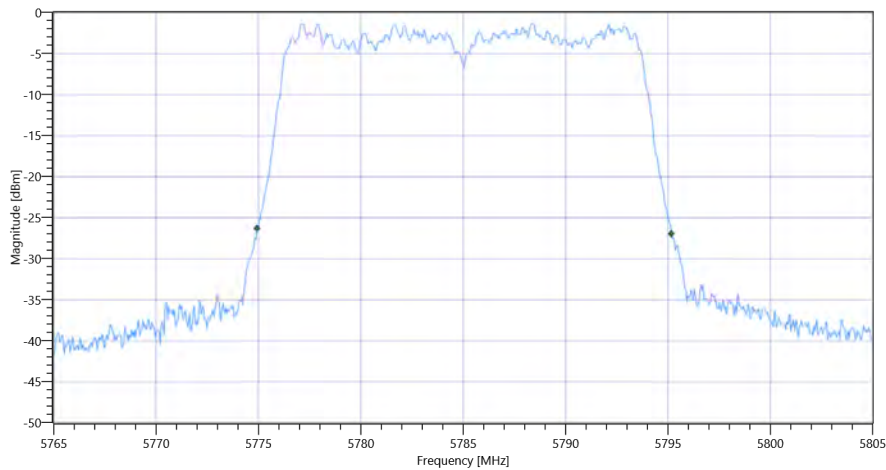


FCC 15.247 # Max output power and psd ~ WLAN5Gx n-HT20 mode U-NII-3 5785 MHz - DutyCycle

Evaluation Bandwidth

RESULT

| Test Description | Lower Limit | Upper Limit | Measured | Unit | Verdict |
|------------------|-------------|-------------|-----------|------|---------|
| Bandwidth 26dB | --- | --- | 20.24 | MHz | INFO |
| T1 26dB | --- | --- | 5774.9200 | MHz | INFO |
| T2 26dB | --- | --- | 5795.1600 | MHz | INFO |



FCC 15.247 # Max output power and psd ~ WLAN5Gx n-HT20 mode U-NII-3_BW

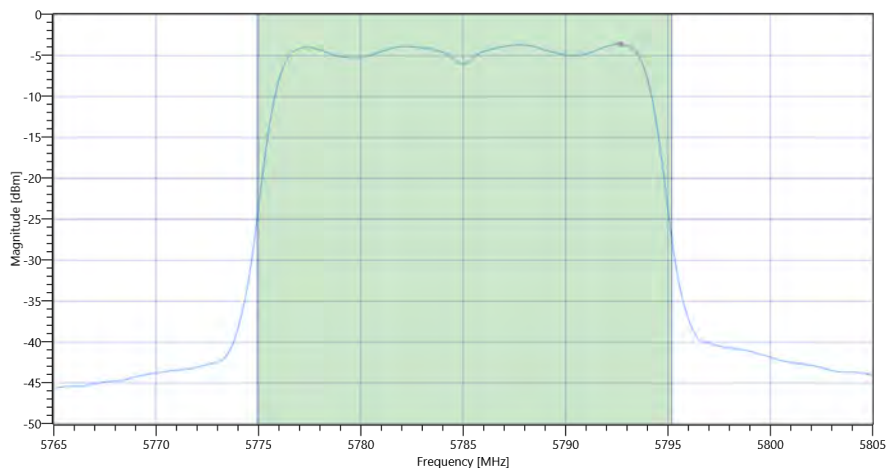
Maximum Output Power

READ SA SETTINGS:

| | |
|------------------------------------------------------|-----------------------|
| RefLevel [dBm] RefLevelOffset [dB] InpAtt [dB] | 15.94 3.72 30 |
| Start [MHz] Stop [MHz] | 5765.000 5805.000 |
| RBW [MHz] VBW [MHz] | 1.000000 3.000000 |
| Detector TraceMode | RMS MAXH |
| Sweep: Time [ms] Count Points per Section Type | 53700 1 161 SWE |

RESULT

| Test Description | Lower Limit | Upper Limit | Measured | Unit | Verdict |
|-------------------------------|-------------|-------------|----------|------|---------|
| Max Output Power | --- | --- | 7.81 | dBm | INFO |
| Duty Cycle Correction | --- | --- | 0 | dB | INFO |
| Limit absolute | | | | | |
| Max Output Power DC corrected | --- | 30 | 7.81 | dBm | PASS |
| Limit: 11 dBm + 10 log 20.24 | | | | | |
| Max Output Power DC corrected | --- | 24.06 | 7.81 | dBm | na |



FCC 15.247 # Max output power and psd ~ WLAN5Gx n-HT20 mode U-NII-3 Max OP and PSD

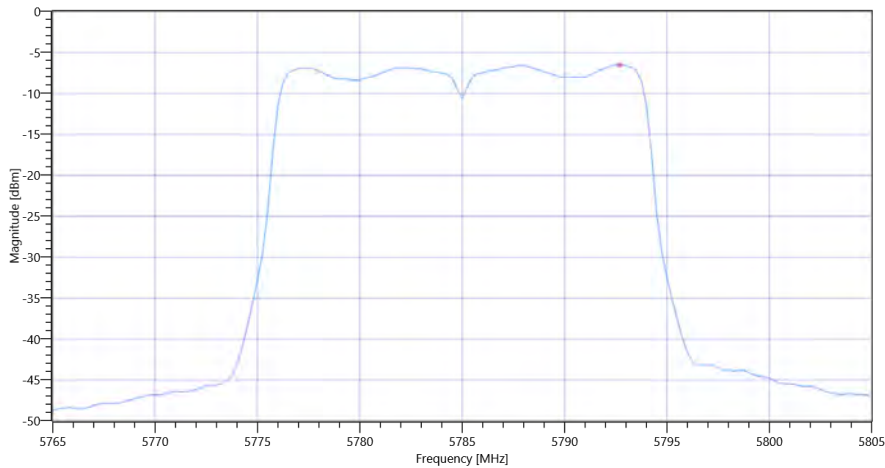
Power Spectral Density U-NII-3

READ SA SETTINGS:

| | |
|------------------------------------------------------|-----------------------|
| RefLevel [dBm] RefLevelOffset [dB] InpAtt [dB] | 15.94 3.72 30 |
| Start [MHz] Stop [MHz] | 5765.000 5805.000 |
| RBW [MHz] VBW [MHz] | 0.500000 3.000000 |
| Detector TraceMode | RMS MAXH |
| Sweep: Time [ms] Count Points per Section Type | 53700 1 161 SWE |

RESULT

| Test Description | Lower Limit | Upper Limit | Measured | Unit | Verdict |
|-------------------------------------|-------------|-------------|----------|------------|---------|
| Power Spectral Density | --- | --- | -6.51 | dBm/0.5MHz | INFO |
| Duty Cycle Correction | --- | --- | 0 | dB | INFO |
| Power Spectral Density DC corrected | --- | 30 | -6.51 | dBm/0.5MHz | PASS |



FCC 15.247 # Max output power and psd ~ WLAN5Gx n-HT20 mode U-NII-3 PSD UNII-3

General verdict

PASS

ISED RSS247 # Max output power and psd ~ WLAN5Gx n-HT20 mode U-NII-3

| Test References | |
|-----------------------------------|-----------------------------------------------------------|
| TC Start | 15.11.2022 10:10:46 |
| Ambit Temp [°C] Humidity [rel%] | 24.2 43 |
| System Version | 3.3.1.8 |
| Test Specification | ISED RSS247 - |
| Test Method | |
| TC Version | 0.0.1 |
| My Description | ISED Max Output Power & PSD - WLAN5Gx n-HT20 mode U-NII-3 |
| Add. Information | |

| EUT Common Settings WLAN5Gx | |
|-----------------------------|--------|
| Number of Antenna Ports | 1 |
| User Interaction | No |
| Device Class UNII_1 | Client |

| Test Parameter | |
|--------------------------------------------------|----------------------------------------|
| Technology to test | WLAN5Gx n-HT20 mode |
| Antenna Port used | 1 |
| Temperature | nom |
| Voltage | nom |
| Frequency low to test | False Freq [MHz] 5745 |
| Frequency mid to test | True Freq [MHz] 5785 |
| Frequency high to test | False Freq [MHz] 5825 |
| Auto Control enabled Power Supply Climatic Box | No No |
| Additional Path Loss [dB] | 0 |
| Switched Path | EUT - SignalingUnit - SpectrumAnalyzer |

| Test Equipment | |
|----------------------------------------------------------------------------|--|
| Signal analyzer,Rohde&Schwarz,FSV-40,1321.3008K40/101353,3.70 | |
| Switch matrix,Rohde&Schwarz,OSP-B157W8PLUS,1527.1144.05 / 100837,2.10.0.23 | |

Test at TX 5785 MHz

RESULT: Reference Power cond.

| Test Description | Lower Limit | Upper Limit | Measured | Unit | Verdict |
|-------------------------------|-------------|-------------|----------|------|---------|
| Ref. Power 1MHz/1MHz cond. | --- | --- | 4.04 | dBm | INFO |
| Ref. Frequency | --- | --- | 5787.800 | MHz | INFO |

Evaluation max. Duty Cycle

Duty Cycle evaluation

| Test Description | Lower Limit | Upper Limit | Measured | Unit | Verdict |
|------------------------------------------------------------|-------------|-------------|----------|------|---------|
| No enough Bursts detected, Duty Cycle Burst Ratio set to 1 | | | | | |
| Duty Cycle (Burst Ratio) max | --- | --- | 1 | --- | INFO |
| Duty Cycle max | --- | --- | 0 | dB | INFO |
| Duty Cycle (Burst Ratio) min | --- | --- | 1 | --- | INFO |
| Duty Cycle min | --- | --- | 0 | dB | INFO |

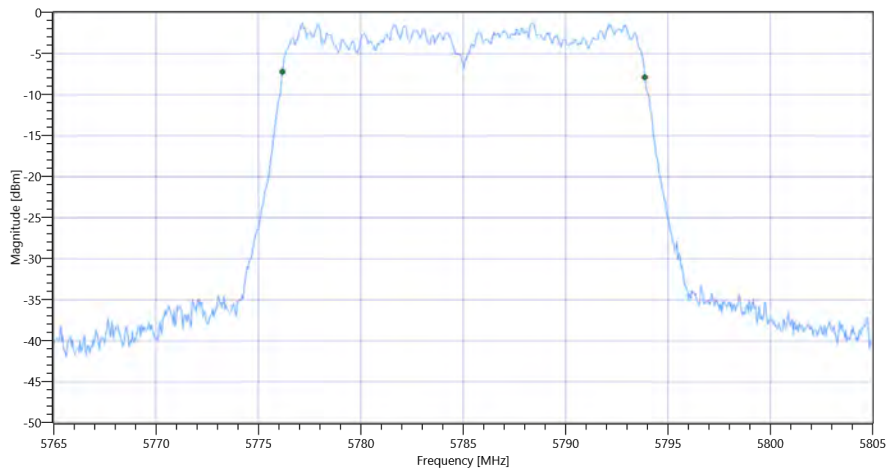


ISED RSS247 # Max output power and psd ~ WLAN5Gx n-HT20 mode U-NII-3 5785 MHz - DutyCycle

Evaluation Bandwidth

RESULT

| Test Description | Lower Limit | Upper Limit | Measured | Unit | Verdict |
|------------------|-------------|-------------|-----------|------|---------|
| Bandwidth 99% | --- | --- | 17.702 | MHz | INFO |
| T1 99% | --- | --- | 5776.1688 | MHz | INFO |
| T2 99% | --- | --- | 5793.8711 | MHz | INFO |



ISED RSS247 # Max output power and psd ~ WLAN5Gx n-HT20 mode U-NII-3_BW

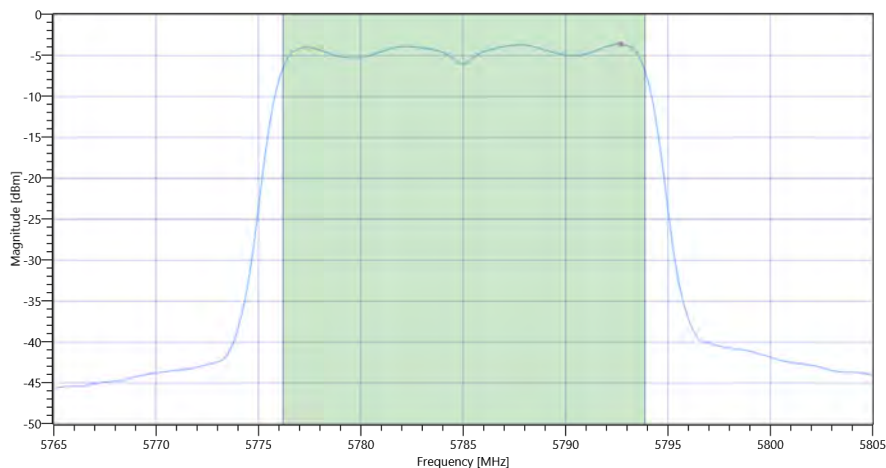
Maximum Output Power

READ SA SETTINGS:

| | |
|------------------------------------------------------|-----------------------|
| RefLevel [dBm] RefLevelOffset [dB] InpAtt [dB] | 16.04 3.72 30 |
| Start [MHz] Stop [MHz] | 5765.000 5805.000 |
| RBW [MHz] VBW [MHz] | 1.000000 3.000000 |
| Detector TraceMode | RMS MAXH |
| Sweep: Time [ms] Count Points per Section Type | 53700 1 161 SWE |

RESULT

| Test Description | Lower Limit | Upper Limit | Measured | Unit | Verdict |
|-------------------------------|-------------|-------------|----------|------|---------|
| Max Output Power | --- | --- | 7.7 | dBm | INFO |
| Duty Cycle Correction | --- | --- | 0 | dB | INFO |
| Limit absolute | | | | | |
| Max Output Power DC corrected | --- | 30 | 7.7 | dBm | PASS |
| Limit: 11 dBm + 10 log 17.702 | | | | | |
| Max Output Power DC corrected | --- | 23.48 | 7.7 | dBm | na |



ISED RSS247 # Max output power and psd ~ WLAN5Gx n-HT20 mode U-NII-3 Max OP and PSD

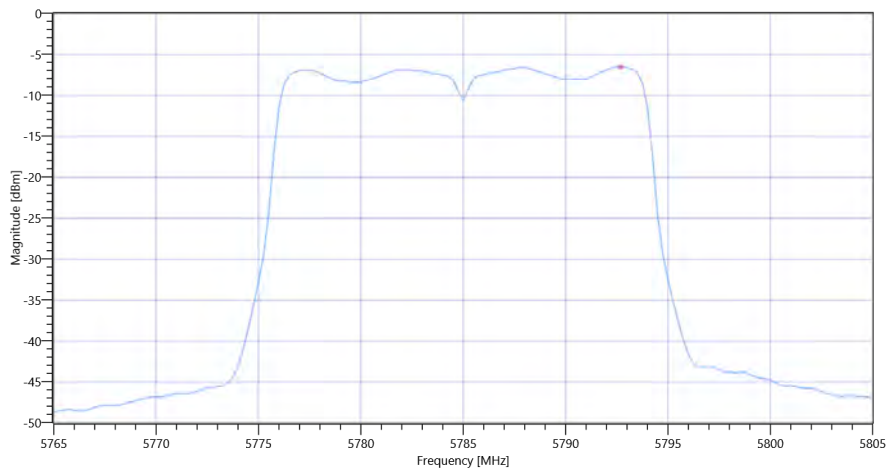
Power Spectral Density U-NII-3

READ SA SETTINGS:

| | |
|------------------------------------------------------|-----------------------|
| RefLevel [dBm] RefLevelOffset [dB] InpAtt [dB] | 16.04 3.72 30 |
| Start [MHz] Stop [MHz] | 5765.000 5805.000 |
| RBW [MHz] VBW [MHz] | 0.500000 3.000000 |
| Detector TraceMode | RMS MAXH |
| Sweep: Time [ms] Count Points per Section Type | 53700 1 161 SWE |

RESULT

| Test Description | Lower Limit | Upper Limit | Measured | Unit | Verdict |
|-------------------------------------|-------------|-------------|----------|------------|---------|
| Power Spectral Density | --- | --- | -6.51 | dBm/0.5MHz | INFO |
| Duty Cycle Correction | --- | --- | 0 | dB | INFO |
| Power Spectral Density DC corrected | --- | 30 | -6.51 | dBm/0.5MHz | PASS |



ISED RSS247 # Max output power and psd ~ WLAN5Gx n-HT20 mode U-NII-3 PSD UNII-3

General verdict

PASS

FCC 15.407, ISED RSS247 # Bandwidths 99PCT and 26dB ~ WLAN5Gx n-HT20 mode U-NII-3

| Test References | |
|-----------------------------------|-----------------------------------------------------|
| TC Start | 15.11.2022 10:13:33 |
| Ambit Temp [°C] Humidity [rel%] | 24.2 43 |
| System Version | 3.3.1.8 |
| Test Specification | FCC 15.407, ISED RSS247 - |
| Test Method | 26dB Bandwidth KDB789033 D02, C.1 / ISED RSS-GEN |
| TC Version | 0.0.1 |
| My Description | FCC 15.407 Bandwidths - WLAN5Gx n-HT20 mode U-NII-3 |
| Add. Information | |

| EUT Common Settings WLAN5Gx | |
|-----------------------------|--------|
| Number of Antenna Ports | 1 |
| User Interaction | No |
| Device Class UNII_1 | Client |

| Test Parameter | |
|--------------------------------------------------|----------------------------------------|
| Technology to test | WLAN5Gx n-HT20 mode |
| Antenna Port used | 1 |
| Temperature | nom |
| Voltage | nom |
| Frequency low to test | False Freq [MHz] 5745 |
| Frequency mid to test | True Freq [MHz] 5785 |
| Frequency high to test | False Freq [MHz] 5825 |
| Auto Control enabled Power Supply Climatic Box | No No |
| Additional Path Loss [dB] | 0 |
| Switched Path | EUT - SignalingUnit - SpectrumAnalyzer |

| Test Equipment | |
|----------------------------------------------------------------------------|--|
| Signal analyzer,Rohde&Schwarz,FSV-40,1321.3008K40/101353,3.70 | |
| Switch matrix,Rohde&Schwarz,OSP-B157W8PLUS,1527.1144.05 / 100837,2.10.0.23 | |

Test at TX 5785 MHz

RESULT: Reference Power cond.

| Test Description | Lower Limit | Upper Limit | Measured | Unit | Verdict |
|-------------------------------|-------------|-------------|----------|------|---------|
| Ref. Power 1MHz/1MHz cond. | --- | --- | 4.25 | dBm | INFO |
| Ref. Frequency | --- | --- | 5792.390 | MHz | INFO |

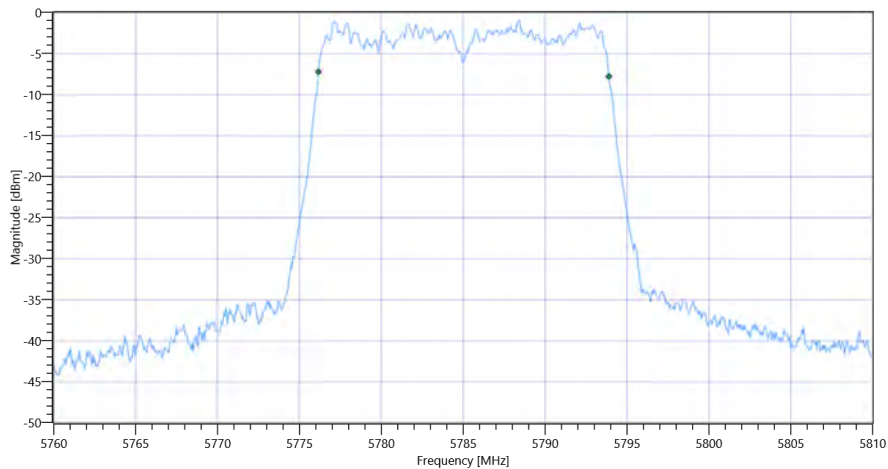
READ SA SETTINGS:

| | |
|------------------------------------------------------|-----------------------|
| RefLevel [dBm] RefLevelOffset [dB] InpAtt [dB] | 12.25 3.72 25 |
| Start [MHz] Stop [MHz] | 5760.000 5810.000 |
| RBW [MHz] VBW [MHz] | 0.300000 1.000000 |
| Detector TraceMode | POS MAXH |
| Sweep: Time [ms] Count Points per Section Type | 1 2500 1001 SWE |

RESULT

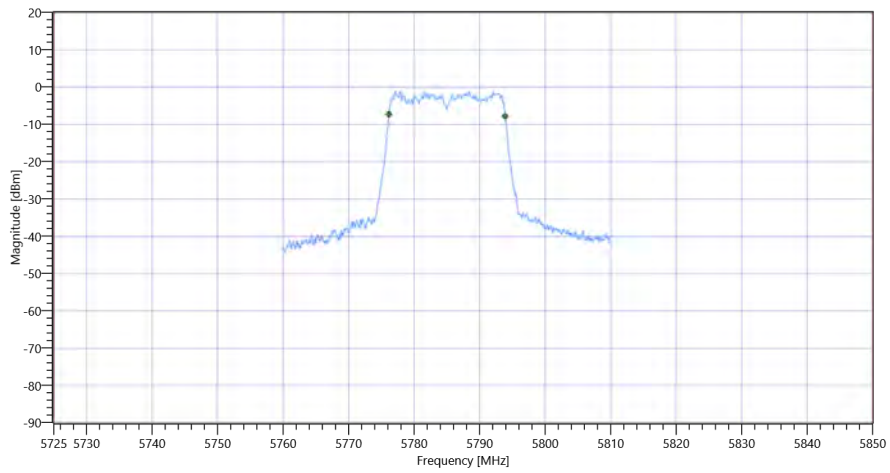
| Test Description | Lower Limit | Upper Limit | Measured | Unit | Verdict |
|------------------|-------------|-------------|-----------|------|---------|
| Bandwidth 99% | --- | --- | 17.732 | MHz | INFO |
| T1 99% | 5725.000000 | --- | 5776.1588 | MHz | PASS |
| T2 99% | --- | 5850.000000 | 5793.8911 | MHz | PASS |

Plot: Bandwidth only



FCC 15.407, ISED RSS247 # Bandwidths 99PCT and 26dB ~ WLAN5Gx n-HT20 mode U-NII-3 99PCT

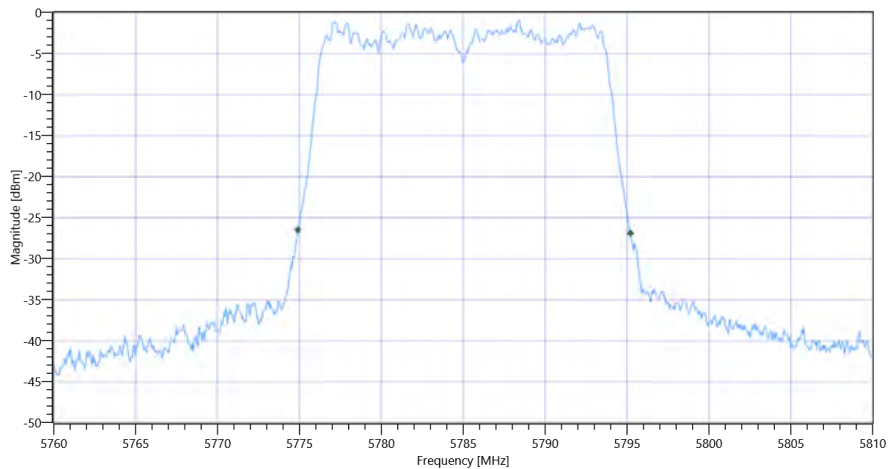
Plot: Bandwidth within Band



FCC 15.407, ISED RSS247 # Bandwidths 99PCT and 26dB ~ WLAN5Gx n-HT20 mode U-NII-3

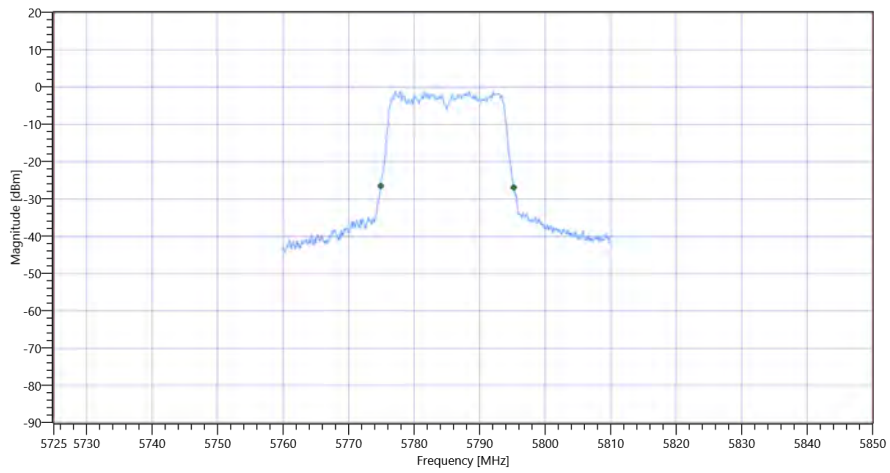
| RESULT | | | | | |
|------------------|-------------|-------------|-----------|------|---------|
| Test Description | Lower Limit | Upper Limit | Measured | Unit | Verdict |
| Bandwidth 26dB | --- | --- | 20.3 | MHz | INFO |
| T1 26dB | 5725.000000 | --- | 5774.9000 | MHz | PASS |
| T2 26dB | --- | 5850.000000 | 5795.2000 | MHz | PASS |

Plot: Bandwidth only



FCC 15.407, ISED RSS247 # Bandwidths 99PCT and 26dB ~ WLAN5Gx n-HT20 mode U-NII-3 26dB

Plot: Bandwidth within Band



FCC 15.407, ISED RSS247 # Bandwidths 99PCT and 26dB ~ WLAN5Gx n-HT20 mode U-NII-3

General verdict

PASS

FCC 15.407, ISED RSS247 # Minimum emission bandwidth ~ WLAN5Gx n-HT20 mode U-NII-3

| Test References | |
|-----------------------------------|-----------------------------------------------------------------|
| TC Start | 15.11.2022 10:14:27 |
| Ambit Temp [°C] Humidity [rel%] | 24.2 43 |
| System Version | 3.3.1.8 |
| Test Specification | FCC 15.407, ISED RSS247 - |
| Test Method | KDB789033 D02, C.2. |
| TC Version | 0.0.1 |
| My Description | FCC 15.407 Min Emission Bandwidth - WLAN5Gx n-HT20 mode U-NII-3 |
| Add. Information | |

| EUT Common Settings WLAN5Gx | |
|-----------------------------|--------|
| Number of Antenna Ports | 1 |
| User Interaction | No |
| Device Class UNII_1 | Client |

| Test Parameter | |
|--------------------------------------------------|----------------------------------------|
| Technology to test | WLAN5Gx n-HT20 mode |
| Antenna Port used | 1 |
| Temperature | nom |
| Voltage | nom |
| Frequency low to test | False Freq [MHz] 5745 |
| Frequency mid to test | True Freq [MHz] 5785 |
| Frequency high to test | False Freq [MHz] 5825 |
| Auto Control enabled Power Supply Climatic Box | No No |
| Additional Path Loss [dB] | 0 |
| Switched Path | EUT - SignalingUnit - SpectrumAnalyzer |

| Test Equipment | |
|----------------------------------------------------------------------------|--|
| Signal analyzer,Rohde&Schwarz,FSV-40,1321.3008K40/101353,3.70 | |
| Switch matrix,Rohde&Schwarz,OSP-B157W8PLUS,1527.1144.05 / 100837,2.10.0.23 | |

Test at TX 5785 MHz

RESULT: Reference Power cond.

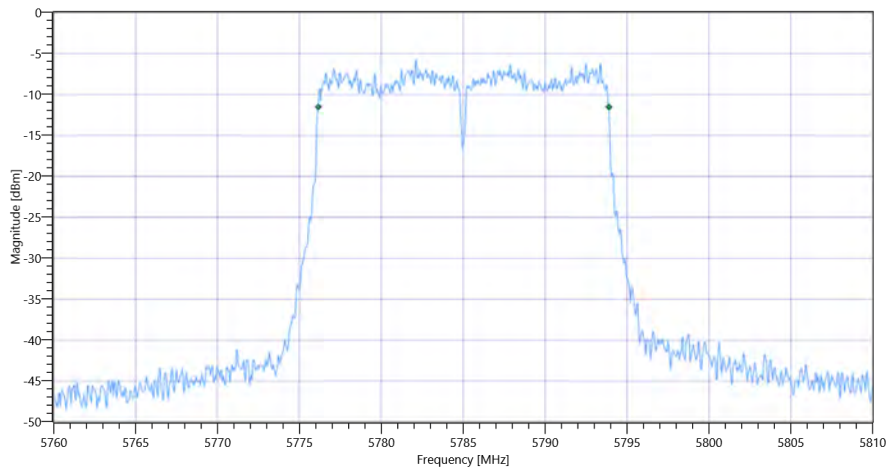
| Test Description | Lower Limit | Upper Limit | Measured | Unit | Verdict |
|-------------------------------|-------------|-------------|----------|------|---------|
| Ref. Power 1MHz/1MHz cond. | --- | --- | 3.94 | dBm | INFO |
| Ref. Frequency | --- | --- | 5792.790 | MHz | INFO |

READ SA SETTINGS:

| | |
|------------------------------------------------------|-----------------------|
| RefLevel [dBm] RefLevelOffset [dB] InpAtt [dB] | 15.94 3.72 30 |
| Start [MHz] Stop [MHz] | 5760.000 5810.000 |
| RBW [MHz] VBW [MHz] | 0.100000 0.300000 |
| Detector TraceMode | POS MAXH |
| Sweep: Time [ms] Count Points per Section Type | 2 1500 1001 SWE |

RESULT

| Test Description | Lower Limit | Upper Limit | Measured | Unit | Verdict |
|------------------|-------------|-------------|----------|------|---------|
| Bandwidth (6dB) | 0.500 | --- | 17.75 | MHz | PASS |



General verdict

PASS

Message with SA scan ~

| Test References | |
|-----------------------------------|-------------------------------------|
| TC Start | 15.11.2022 10:15:20 |
| Ambit Temp [°C] Humidity [rel%] | 24.2 43 |
| System Version | 3.3.1.8 |
| Test Specification | - |
| Test Method | |
| TC Version | 0.0.1 |
| My Description | Message with SA Scan n_HT20_U_NII_3 |
| Add. Information | |

| Test Parameter | |
|----------------|-----------------------------------------------------|
| Switched Path | EUT - SignalingUnit - SpectrumAnalyzer |
| Message start | 15.11.2022 10:15:22 |
| Message | set WLAN5Gx to n_HT20_U_NII_3, Frequency [MHz] 5825 |

| Test Equipment | |
|----------------------------------------------------------------------------|--|
| Signal analyzer,Rohde&Schwarz,FSV-40,1321.3008K40/101353,3.70 | |
| Switch matrix,Rohde&Schwarz,OSP-B157W8PLUS,1527.1144.05 / 100837,2.10.0.23 | |

General verdict

INFO

Common 5Gx 6Gx # Peak output power 3MHz/3MHz ~ WLAN5Gx n-HT20 mode U-NII-3

| Test References | |
|-----------------------------------|-------------------------------------------------|
| TC Start | 15.11.2022 10:16:20 |
| Ambit Temp [°C] Humidity [rel%] | 24.3 43 |
| System Version | 3.3.1.8 |
| Test Specification | Common 5Gx 6Gx - none |
| Test Method | |
| TC Version | 0.0.1 |
| My Description | Peak OP 3MHz/3MHz - WLAN5Gx n-HT20 mode U-NII-3 |
| Add. Information | |

| EUT Common Settings WLAN5Gx | |
|-----------------------------|--------|
| Number of Antenna Ports | 1 |
| User Interaction | No |
| Device Class UNII_1 | Client |

| Test Parameter | |
|--------------------------------------------------|----------------------------------------|
| Technology to test | WLAN5Gx n-HT20 mode |
| Antenna Port used | 1 |
| Temperature | nom |
| Voltage | nom |
| Frequency low to test | False Freq [MHz] 5745 |
| Frequency mid to test | False Freq [MHz] 5785 |
| Frequency high to test | True Freq [MHz] 5825 |
| Auto Control enabled Power Supply Climatic Box | No No |
| Additional Path Loss [dB] | 0 |
| Switched Path | EUT - SignalingUnit - SpectrumAnalyzer |

| Test Equipment | |
|----------------------------------------------------------------------------|--|
| Signal analyzer,Rohde&Schwarz,FSV-40,1321.3008K40/101353,3.70 | |
| Switch matrix,Rohde&Schwarz,OSP-B157W8PLUS,1527.1144.05 / 100837,2.10.0.23 | |

Test at TX 5825 MHz

RESULT: Reference Power cond.

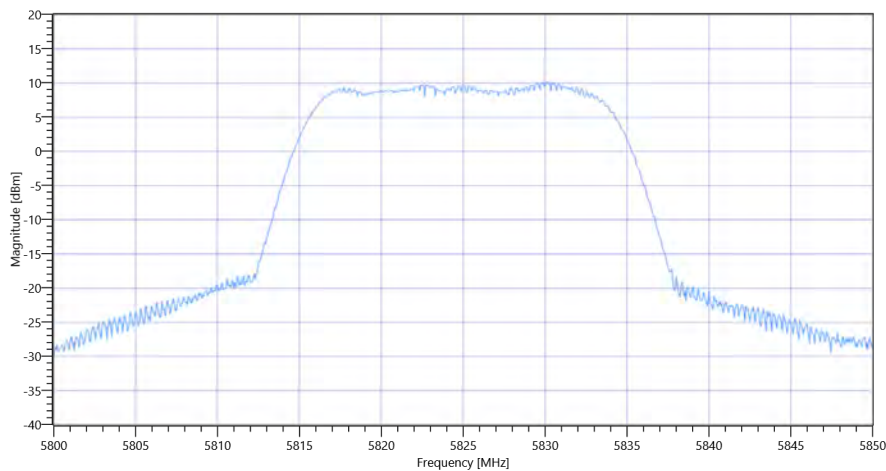
| Test Description | Lower Limit | Upper Limit | Measured | Unit | Verdict |
|-------------------------------|-------------|-------------|----------|------|---------|
| Ref. Power 1MHz/1MHz cond. | --- | --- | 3.83 | dBm | INFO |
| Ref. Frequency | --- | --- | 5822.000 | MHz | INFO |

READ SA SETTINGS:

| | |
|------------------------------------------------------|-----------------------|
| RefLevel [dBm] RefLevelOffset [dB] InpAtt [dB] | 15.83 3.6 30 |
| Start [MHz] Stop [MHz] | 5800.000 5850.000 |
| RBW [MHz] VBW [MHz] | 3.000000 3.000000 |
| Detector TraceMode | POS MAXH |
| Sweep: Time [ms] Count Points per Section Type | 300 20 1001 SWE |

RESULT

| Test Description | Lower Limit | Upper Limit | Measured | Unit | Verdict |
|-------------------|-------------|-------------|-----------|------|---------|
| Peak Power | --- | --- | 10.02 | dBm | INFO |
| Peak Power | --- | --- | 10.046158 | mW | INFO |
| Frequency at Peak | --- | --- | 5830.195 | MHz | INFO |



Common 5Gx 6Gx # Peak output power 3MHz-3MHz ~ WLAN5Gx n-HT20 mode U-NII-3

General verdict

PASS

FCC 15.247 # Max output power and psd ~ WLAN5Gx n-HT20 mode U-NII-3

| Test References | |
|-----------------------------------|-----------------------------------------------------------------|
| TC Start | 15.11.2022 10:16:52 |
| Ambit Temp [°C] Humidity [rel%] | 24.2 43 |
| System Version | 3.3.1.8 |
| Test Specification | FCC 15.247 - |
| Test Method | KDB789033 D02, F., E.2.e. |
| TC Version | 0.0.1 |
| My Description | FCC 15.407 Max Output Power & PSD - WLAN5Gx n-HT20 mode U-NII-3 |
| Add. Information | |

| EUT Common Settings WLAN5Gx | |
|-----------------------------|--------|
| Number of Antenna Ports | 1 |
| User Interaction | No |
| Device Class UNII_1 | Client |

| Test Parameter | |
|--------------------------------------------------|----------------------------------------|
| Technology to test | WLAN5Gx n-HT20 mode |
| Antenna Port used | 1 |
| Temperature | nom |
| Voltage | nom |
| Frequency low to test | False Freq [MHz] 5745 |
| Frequency mid to test | False Freq [MHz] 5785 |
| Frequency high to test | True Freq [MHz] 5825 |
| Auto Control enabled Power Supply Climatic Box | No No |
| Additional Path Loss [dB] | 0 |
| Switched Path | EUT - SignalingUnit - SpectrumAnalyzer |

| Test Equipment | |
|----------------------------------------------------------------------------|--|
| Signal analyzer,Rohde&Schwarz,FSV-40,1321.3008K40/101353,3.70 | |
| Switch matrix,Rohde&Schwarz,OSP-B157W8PLUS,1527.1144.05 / 100837,2.10.0.23 | |

Test at TX 5825 MHz

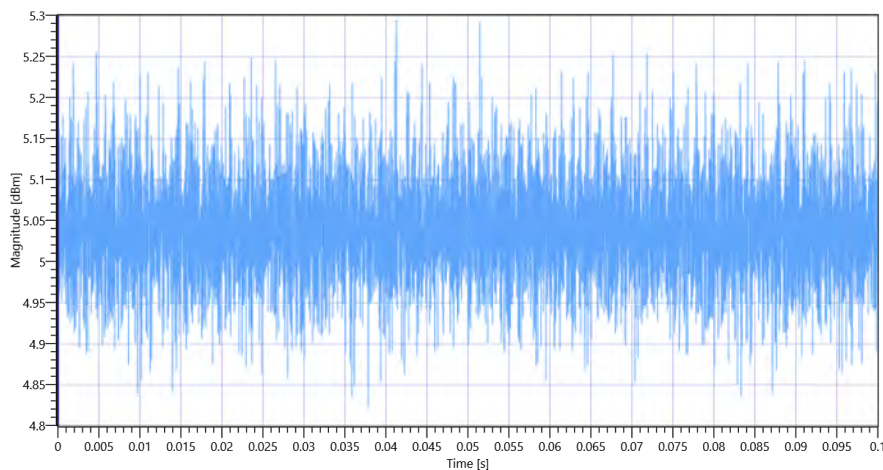
RESULT: Reference Power cond.

| Test Description | Lower Limit | Upper Limit | Measured | Unit | Verdict |
|-------------------------------|-------------|-------------|----------|------|---------|
| Ref. Power 1MHz/1MHz cond. | --- | --- | 3.96 | dBm | INFO |
| Ref. Frequency | --- | --- | 5832.590 | MHz | INFO |

Evaluation max. Duty Cycle

Duty Cycle evaluation

| Test Description | Lower Limit | Upper Limit | Measured | Unit | Verdict |
|------------------------------------------------------------|-------------|-------------|----------|------|---------|
| No enough Bursts detected, Duty Cycle Burst Ratio set to 1 | | | | | |
| Duty Cycle (Burst Ratio) max | --- | --- | 1 | --- | INFO |
| Duty Cycle max | --- | --- | 0 | dB | INFO |
| Duty Cycle (Burst Ratio) min | --- | --- | 1 | --- | INFO |
| Duty Cycle min | --- | --- | 0 | dB | INFO |

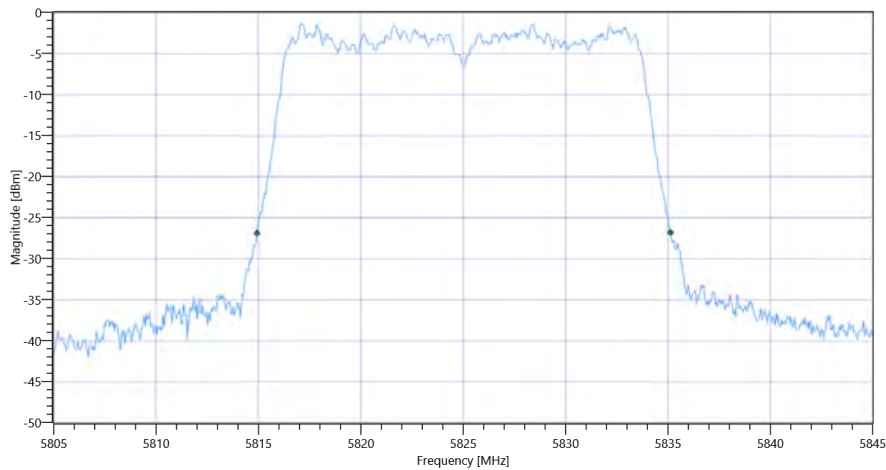


FCC 15.247 # Max output power and psd ~ WLAN5Gx n-HT20 mode U-NII-3 5825 MHz - DutyCycle

Evaluation Bandwidth

RESULT

| Test Description | Lower Limit | Upper Limit | Measured | Unit | Verdict |
|------------------|-------------|-------------|-----------|------|---------|
| Bandwidth 26dB | --- | --- | 20.2 | MHz | INFO |
| T1 26dB | --- | --- | 5814.9200 | MHz | INFO |
| T2 26dB | --- | --- | 5835.1200 | MHz | INFO |



FCC 15.247 # Max output power and psd ~ WLAN5Gx n-HT20 mode U-NII-3_BW

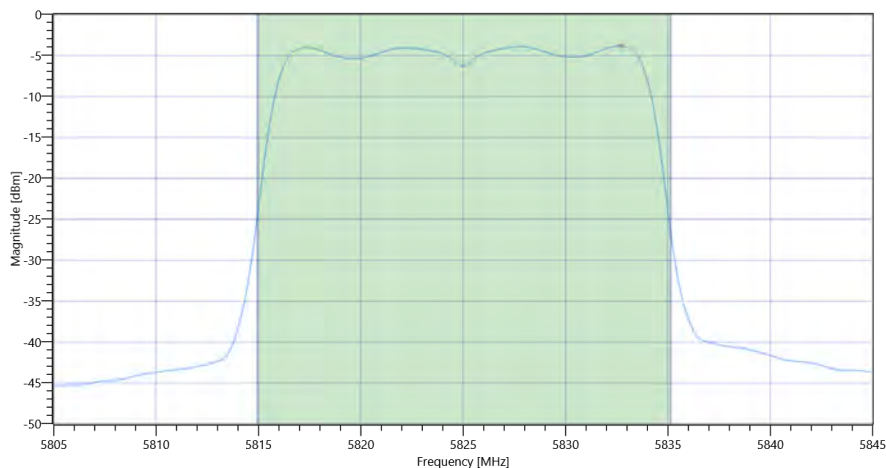
Maximum Output Power

READ SA SETTINGS:

| | |
|------------------------------------------------------|-----------------------|
| RefLevel [dBm] RefLevelOffset [dB] InpAtt [dB] | 15.96 3.6 30 |
| Start [MHz] Stop [MHz] | 5805.000 5845.000 |
| RBW [MHz] VBW [MHz] | 1.000000 3.000000 |
| Detector TraceMode | RMS MAXH |
| Sweep: Time [ms] Count Points per Section Type | 53700 1 161 SWE |

RESULT

| Test Description | Lower Limit | Upper Limit | Measured | Unit | Verdict |
|-------------------------------|-------------|-------------|----------|------|---------|
| Max Output Power | --- | --- | 7.64 | dBm | INFO |
| Duty Cycle Correction | --- | --- | 0 | dB | INFO |
| Limit absolute | | | | | |
| Max Output Power DC corrected | --- | 30 | 7.64 | dBm | PASS |
| Limit: 11 dBm + 10 log 20.2 | | | | | |
| Max Output Power DC corrected | --- | 24.05 | 7.64 | dBm | na |



FCC 15.247 # Max output power and psd ~ WLAN5Gx n-HT20 mode U-NII-3 Max OP and PSD