

5250-5350MHz:

Maximum power spectral density

<p>802.11a Lowest Channel</p>	<p>Spectrum Ref Level 30.00 dBm Offset 0.50 dB RBW 1 MHz Att 40 dB SWT 1 ms VBW 3 MHz Mode Sweep Count 100/100 IRm AvgPwr</p> <p>M1[1] 0.29 dBm 5.2593632 GHz</p> <p>CF 5.26 GHz 691 pts Span 40.0 MHz</p> <p>Date: 12.APR.2023 08:39:31</p>
<p>802.11a Middle Channel</p>	<p>Spectrum Ref Level 30.00 dBm Offset 0.50 dB RBW 1 MHz Att 40 dB SWT 1 ms VBW 3 MHz Mode Sweep Count 100/100 IRm AvgPwr</p> <p>M1[1] 0.46 dBm 5.2799580 GHz</p> <p>CF 5.28 GHz 691 pts Span 40.0 MHz</p> <p>Date: 12.APR.2023 08:40:45</p>
<p>802.11a Highest Channel</p>	<p>Spectrum Ref Level 30.00 dBm Offset 0.50 dB RBW 1 MHz Att 40 dB SWT 1 ms VBW 3 MHz Mode Sweep Count 100/100 IRm AvgPwr</p> <p>M1[1] 0.69 dBm 5.3212735 GHz</p> <p>CF 5.32 GHz 691 pts Span 40.0 MHz</p> <p>Date: 12.APR.2023 08:41:38</p>

Maximum power spectral density

802.11n ht20
Lowest Channel



802.11n ht20
Middle Channel

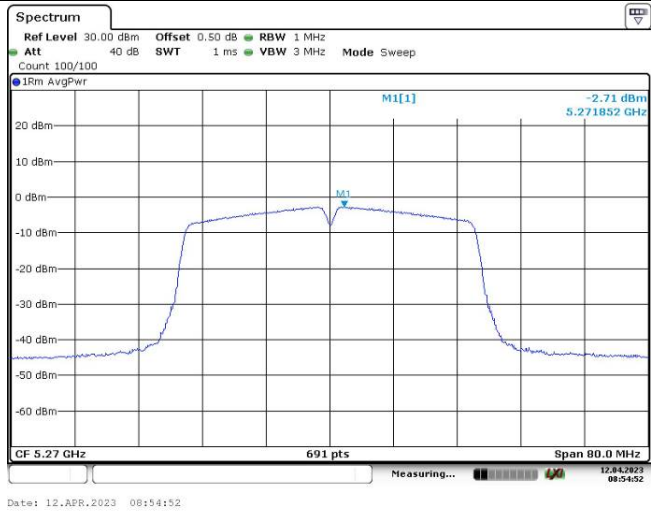


802.11n ht20
Highest Channel

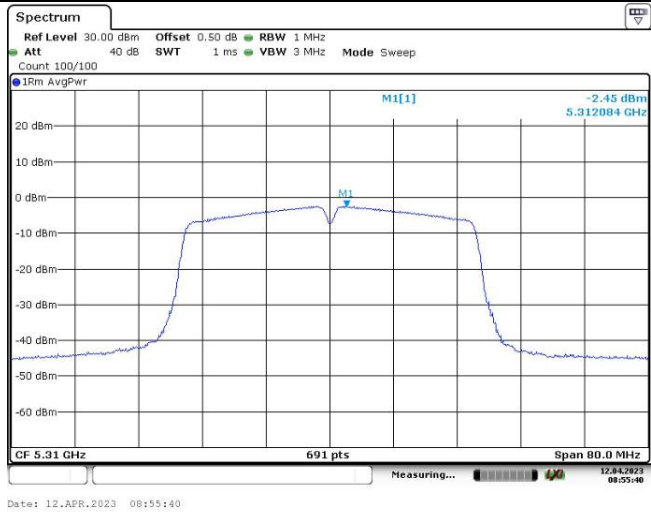


Maximum power spectral density

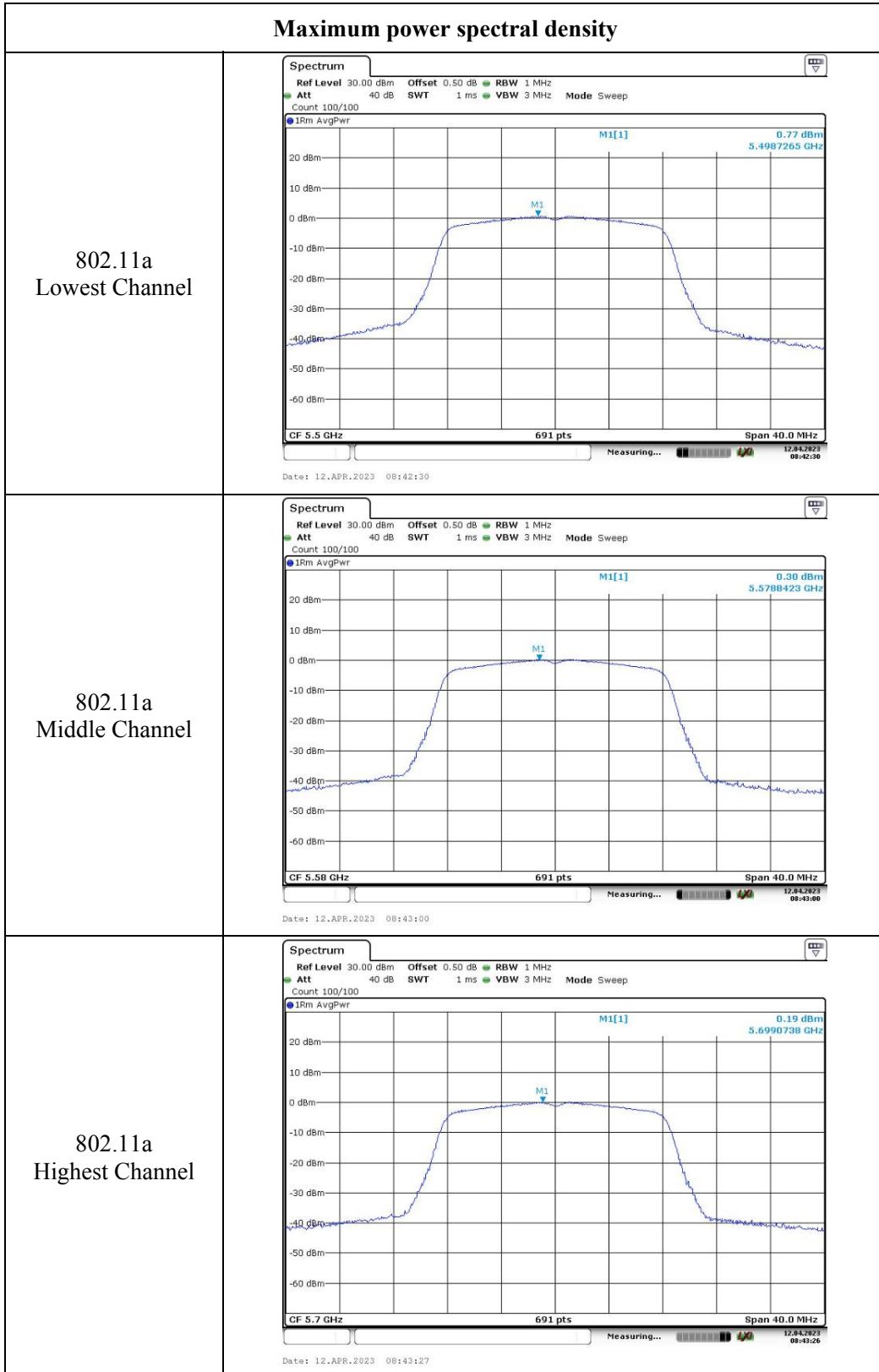
802.11n ht40
Lowest Channel



802.11n ht40
Highest Channel

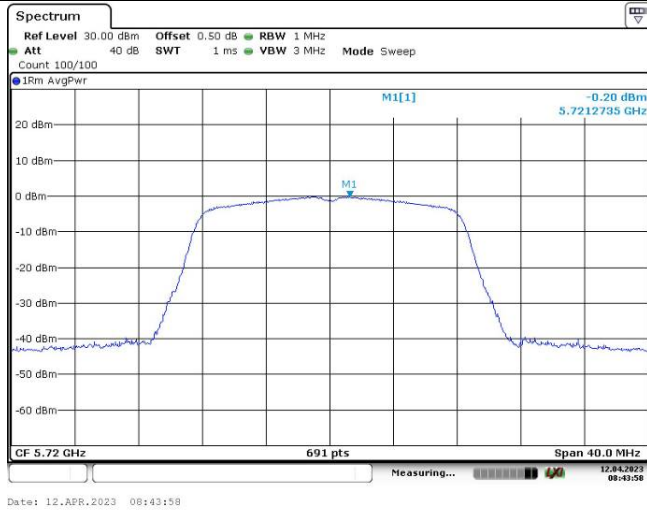


5470-5725MHz:

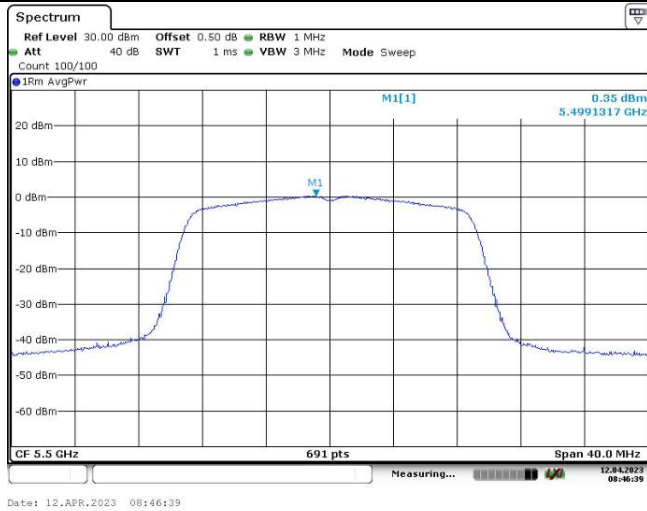


Maximum power spectral density

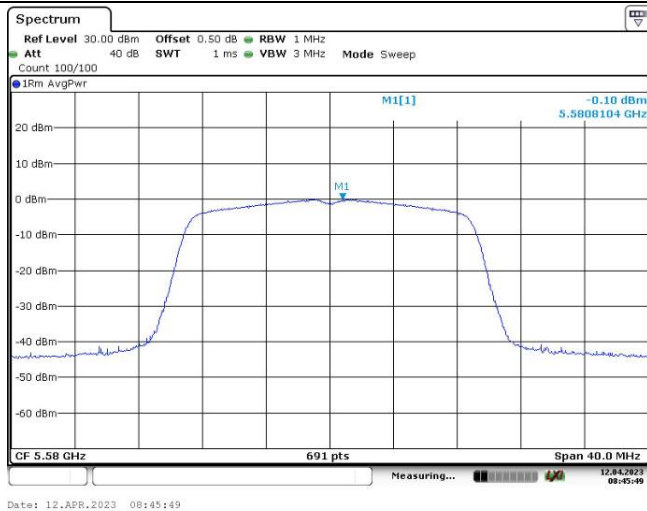
802.11a
5720M



802.11n ht20
Lowest Channel



802.11n ht20
Middle Channel



Maximum power spectral density

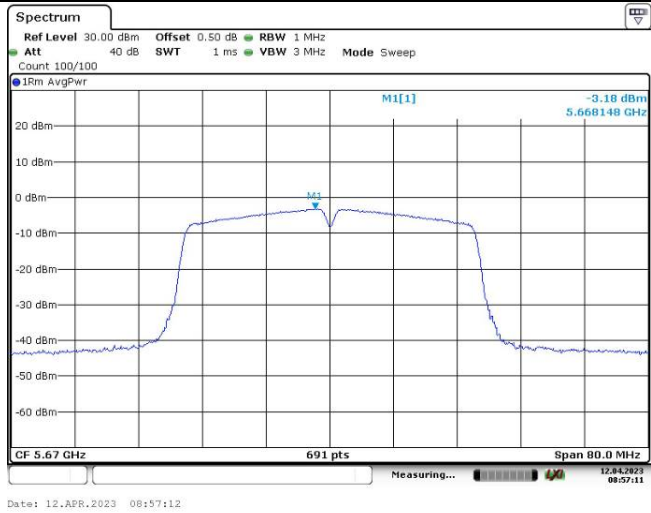
<p>802.11n ht20 Highest Channel</p>	<p>Spectrum Ref Level 30.00 dBm Offset 0.50 dB RBW 1 MHz Att 40 dB SWT 1 ms VBW 3 MHz Mode Sweep Count 100/100 1Rm AvgPwr M1[1] -0.40 dBm 5.6991317 GHz CF 5.7 GHz 691 pts Span 40.0 MHz Date: 12.APR.2023 08:45:15</p>
<p>802.11n ht20 5720MHz</p>	<p>Spectrum Ref Level 30.00 dBm Offset 0.50 dB RBW 1 MHz Att 40 dB SWT 1 ms VBW 3 MHz Mode Sweep Count 100/100 1Rm AvgPwr M1[1] -0.37 dBm 5.7187844 GHz CF 5.72 GHz 691 pts Span 40.0 MHz Date: 12.APR.2023 08:44:38</p>
<p>802.11n ht40 Lowest Channel</p>	<p>Spectrum Ref Level 30.00 dBm Offset 0.50 dB RBW 1 MHz Att 40 dB SWT 1 ms VBW 3 MHz Mode Sweep Count 100/100 1Rm AvgPwr M1[1] -2.65 dBm 5.508263 GHz CF 5.51 GHz 691 pts Span 80.0 MHz Date: 12.APR.2023 08:56:16</p>

Maximum power spectral density

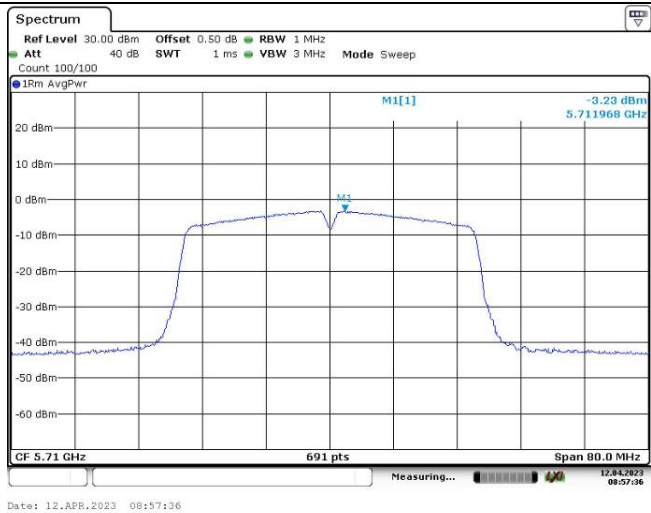
802.11n ht40
Middle Channel



802.11n ht40
High Channel



802.11n ht40
5710MHz



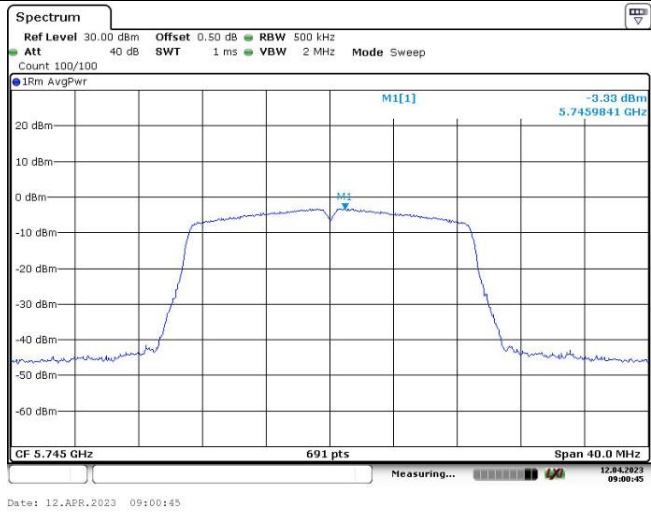
5725-5850MHz

Maximum power spectral density

<p>802.11a Lowest Channel</p>	<p>Spectrum Ref Level 30.00 dBm Offset 0.50 dB RBW 500 kHz Att 40 dB SWT 1 ms VBW 2 MHz Mode Sweep Count 100/100 1Rm AvgPwr M1[1] -2.78 dBm 5.7441896 GHz CF 5.745 GHz 691 pts Span 40.0 MHz Date: 12.APR.2023 09:03:47</p>
<p>802.11a Middle Channel</p>	<p>Spectrum Ref Level 30.00 dBm Offset 0.50 dB RBW 500 kHz Att 40 dB SWT 1 ms VBW 2 MHz Mode Sweep Count 100/100 1Rm AvgPwr M1[1] -2.75 dBm 5.7860420 GHz CF 5.785 GHz 691 pts Span 40.0 MHz Date: 12.APR.2023 09:03:15</p>
<p>802.11a Highest Channel</p>	<p>Spectrum Ref Level 30.00 dBm Offset 0.50 dB RBW 500 kHz Att 40 dB SWT 1 ms VBW 2 MHz Mode Sweep Count 100/100 1Rm AvgPwr M1[1] -2.64 dBm 5.8242475 GHz CF 5.825 GHz 691 pts Span 40.0 MHz Date: 12.APR.2023 09:02:59</p>

Maximum power spectral density

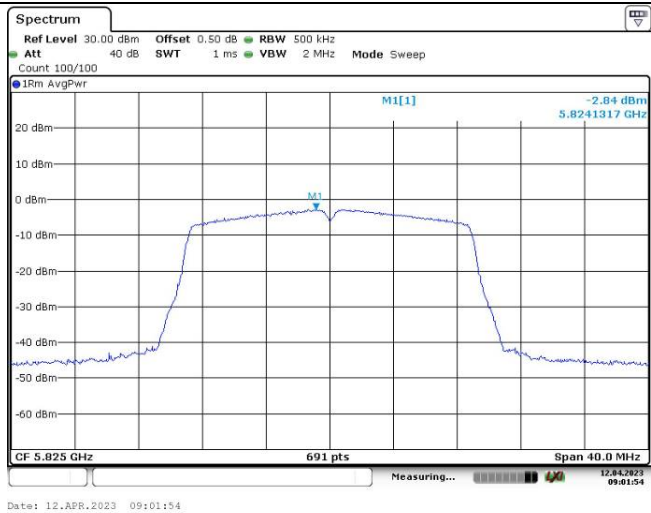
802.11n ht20
Lowest Channel



802.11n ht20
Middle Channel

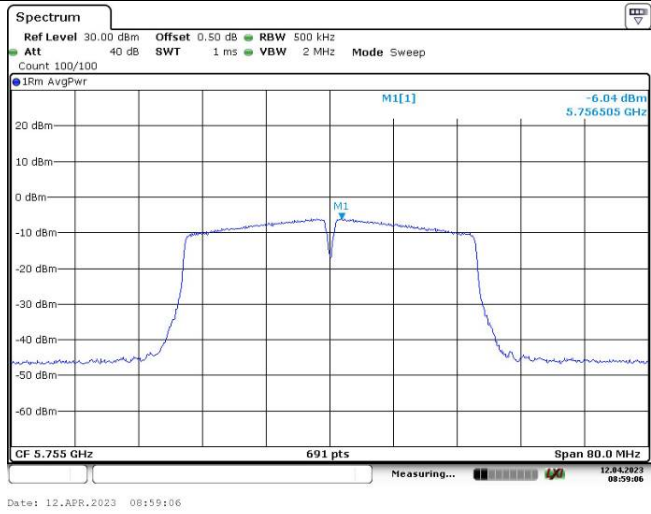


802.11n ht20
Highest Channel

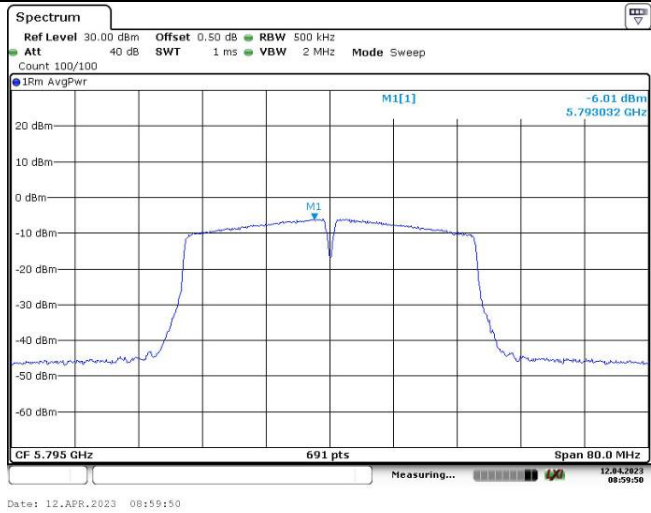


Maximum power spectral density

802.11n ht40
Lowest Channel



802.11n ht40
Highest Channel



4.6Duty Cycle:

Serial Number:	2390	Test Date:	2023/04/11
Test Site:	RF	Test Mode:	Transmitting
Tester:	Julie Tan	Test Result:	N/A

Environmental Conditions:

Temperature: (°C)	23.6	Relative Humidity: (%)	58	ATM Pressure: (kPa)	100.7
----------------------	------	------------------------------	----	------------------------	-------

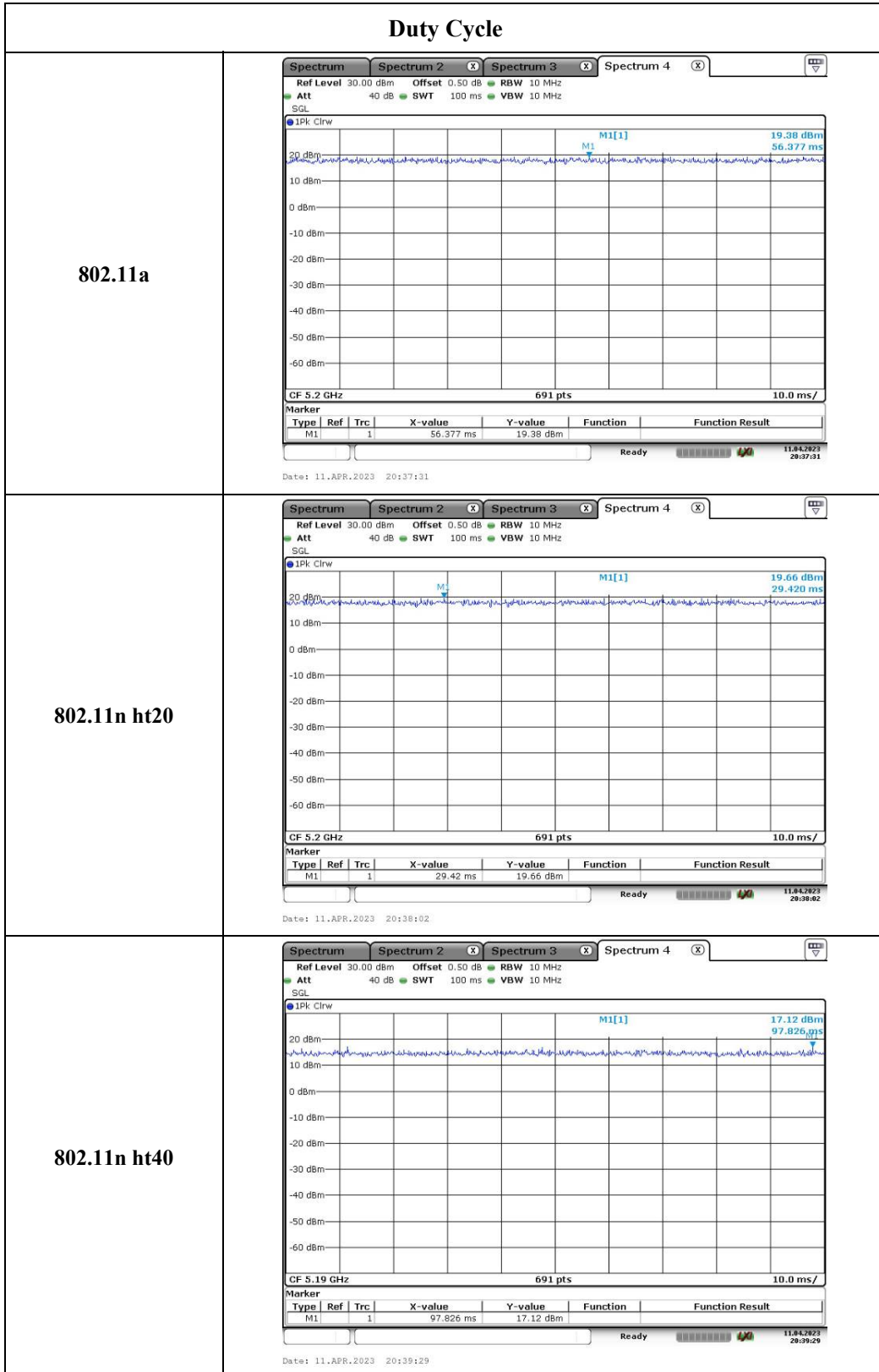
Test Equipment List and Details:

Manufacturer	Description	Model	Serial Number	Calibration Date	Calibration Due Date
R&S	Spectrum Analyzer	FSV40	101943	2022/07/25	2023/07/24
Mini-Circuits	DC Block	BLK-18-S+	1554404	Each time	N/A
zhuoxiang	Coaxial Cable	SMA-178	211003	Each time	N/A

* Statement of Traceability: China Certification ICT Co., Ltd (Dongguan) attests that all calibrations have been performed, traceable to National Primary Standards and International System of Units (SI).

Test Data:

Test Modes	Ton (ms)	Ton+off (ms)	Duty cycle (%)
802.11a	100	100	100.00
802.11n ht20	100	100	100.00
802.11n ht40	100	100	100.00



==== END OF REPORT ====