

## Appendix B Test Setup

Figure 8 Test Setup for Conducted Emissions





**Figure 9 Test Setup for Frequency Stability**



Figure 10 Test Setup for Occupied Bandwidth



**Figure 11 Test Setup for Radiated Emissions**




Loop Antenna Measurements 3m  
Bicon/LogP Antenna Measurements 10m

Order Number: 10343507A  
Model Number: IWL252  
Client Name: Ingenico

FCC ID: XKB-IWLTBB  
IC: 2586D-IWLTBB

Page 39 of 40



Order Number: 10343507A  
Model Number: IWL252  
Client Name: Ingenico

FCC ID: XKB-IWLTBB  
IC: 2586D-IWLTBB

Page 40 of 40

