

iUC150B

Quick start and installation guide



www.ingenico.com

28-32, boulevard de Grenelle, 75015 Paris - France / (T) +33 (0)1 58 01 80 00 / (F) +33 (0)1 58 01 91 35
Ingenico - SA au capital de 47 656 332 / 317 218 758 RCS Nanterre

Contents

| | |
|--|-----------|
| 1 _Introduction _____ | 3 |
| 2 _Recomendation _____ | 5 |
| 2_1 Safety _____ | 5 |
| 2_2 Security of your terminal _____ | 6 |
| 2_3 Integration (see installation guide*) _ | 7 |
| 2_4 EC standard compliance marking ____ | 7 |
| 2_5 IC statements _____ | 7 |
| 2_6 FCC Statement _____ | 8 |
| 3 _Maintenance _____ | 10 |
| 3_1 Transport and storage _____ | 11 |
| 3_2 Environment _____ | 12 |
| (WEEE, Batteries and Packaging) | |

Save this information Leaflet and file in a safe place !

1_Introduction

Thank you for choosing a payment terminal Ingenico.
We recommend you to read carefully this installation guide: It gives you the necessary information about safety precautions, unpacking, installation, and maintenance of your terminal.

Danke, dass Sie sich für einen Zahlungsterminal Ingenico entschieden haben.

Wir empfehlen Ihnen, diese Installationsanleitung sorgfältig durchzulesen. Sie enthält die erforderlichen Informationen zu den Sicherheitsvorkehrungen, dem Auspackung, der Installation und der Wartung Ihres Terminals.

Merci d'avoir choisi un terminal de paiement Ingenico.
Nous vous recommandons de lire attentivement ce guide d'installation: Il vous donne les informations nécessaires sur les précautions de sécurité, le déballage, l'installation et l'entretien de votre terminal.



WARRANTY / SECURITY

To benefit from the guarantee-related product, and to respect the security, we ask you to use only accessories delivered in box with the product, entrusting maintenance operations only to an authorized person.







GARANTIE / SICHERHEIT

Anspruch nehmen zu können und die Sicherheit zu gewährleisten, bitten wir Sie, nur die in der mit dem Erzeugnis gelieferten Karton enthaltenen Zubehörteile zu verwenden und die Wartung einer dazu befugten Person anzuvertrauen.



GARANTIE / SECURITE

Pour bénéficier de la garantie liée au produit, et afin de respecter la sécurité, nous vous demandons de n'utiliser que des accessoires livrés dans la boîte avec le produit, en confiant les opérations de maintenance seulement à une personne autorisée.

- The power sources should comply with Standards IEC60950-1: 2005 Edition 2 and EN60950-1:2006 + A11/2009 + A1/2010 + A12/2011. Moreover, they should be Safety Extra-Low Voltage circuits and Power Limited Sources according to clauses 2.2 and 2.5 of these standards.
- iUC150B power ratings: 5 V max  500mA
 : courant continu
- Die Stromquellen sollten den Normen IEC60950-1:2005 Auflage 2 und EN60950-1:2006 + A11/2009 + A12/2011 entsprechen. Zudem sollte es sich dabei um Schutzkleinspannungen und begrenzte Stromquellen gemäß den Bestimmungen 2.2 und 2.5 dieser Normen handeln.
- Nennleistungen des iUC150B: 5 V max  500mA
- Les alimentations électriques doivent être conformes aux normes IEC60950-1 : 2005 2nd Edition et EN60950-1 : 2006 + A11 / 2009 + A12/2011. De plus, elles doivent être des circuits Très Basse Tension de Sécurité et être des Sources à Puissance Limitée conformément aux chapitres 2.2 et 2.5 de ces normes.
- Caractéristiques électriques d'alimentation des iUC150B:
5 V max  500mA



Nota: Failure to comply with these instructions will void the manufacturer's responsibility.

Hinweis: Bei Nichteinhaltung dieser Anweisungen wird die Haftung des Herstellers aufgehoben.

Nota: le non respect de ces instructions annule la responsabilité du fabricant.



This symbol indicates an important Warning.
Dieses Symbol stellt ein wichtiges Warnzeichen dar.
Ce symbole indique un avertissement important.

2_Recomendation

2_1 Safety

Power on/Power down

To power on or power down the iUC150B connect or disconnect the USB cable.

Starten /stoppen

Für starten oder stoppen iUC150B anschließen oder abziehen Kabel USB.

Mise en marche / Arrêt

Pour allumer ou éteindre l'iUC150B connectez ou débranchez le câble USB.

Lithium battery

The iUC150B is fitted with a lithium battery which is not accessible to the user. Only a qualified technician may be authorized to open the unit and change this component.

For switzerland annex 2.15 of SR 814.81 applies for batteries.

Lithium Batterie

Die iUC150B sind mit einer Lithium-Batterie ausgestattet, die nicht für den Benutzer zugänglich.

Nur ein qualifizierter Techniker können ermächtigt werden, das Gerät zu öffnen und ändern Sie die Komponente werden

Für die Schweiz 2,15 2,15 Anhang von SR 814.81 gilt für Batterien

Pile au lithium

Les iUC150B sont munis d'une pile au lithium qui n'est pas accessible à l'utilisateur. Seul un technicien qualifié peut être autorisé à ouvrir l'appareil et à changer ce composant.

Pour la Suisse l'annexe 2.15 de la SR 814.81 s'applique pour les batteries.

Connections to external equipment and circuits

All external circuits and equipment connected to iUC150B should be Safety Extra-Low Voltage circuits and be Limited power sources within the meaning of sections 2.2 and 2.5 of Standards IEC 60950-1: 2005 +/A1:2009 +/A2:2013 and EN 60950-1: 2006 +/A11:2009 +/A1:2010 +/A12:2011 +/A2:2013.

Verbindungen zu externen Geräten und Schaltungen

Alle externen Schaltungen und Geräten, die an iUC150B sollte Safety Extra-Low Voltage-Schaltungen und sein Begrenzte Energiequellen im Sinne der Abschnitte 2.2 und 2.5 von Standards IEC 60950-1: 2005 +/A1:2009 +/A2:2013 und EN 60950-1: 2006 +/A11:2009 +/A1:2010 +/A12:2011 +/A2:2013.

Connexion aux équipements et circuits externes

Tous les circuits et équipements externes connectés aux iUC150B doivent être des circuits Très Basse Tension de Sécurité et être des Sources à Puissance Limitées au sens des chapitres 2.2 et 2.5 dans normes IEC 60950-1: 2005 +/A1:2009 +/A2:2013 et EN 60950-1: 2006 +/A11:2009 +/A1:2010 +/A12:2011 +/A2:2013.

Operating conditions / Betriebsbedingungen / En fonctionnement :

Temperature/ Temperatur/ Température -20°C to +70°C

2.2 Security of your terminal

Your device fulfils current applicable PCI PTS security requirements. Upon receipt of your terminal you should check for signs of tampering of the equipment. It is strongly advised that these checks are performed regularly after receipt. You should check, for example: that there is no evidence of unusual wires that have been connected to any ports on your terminal or associated equipment, the contact less reader or any other part of your terminal. Such checks would provide warning of any unauthorised modifications to your terminal, and other suspicious behaviour of individuals that have access to your terminal. Your terminal detects any "tampered state". In this state the terminal will repeatedly flash the red leds and further use of the terminal will not be possible. If you observe the red leds flashing, you should contact the terminal helpdesk immediately.

You are strongly advised to ensure that privileged access to your terminal is only granted to staff that have been independently verified as being trustworthy.

The terminal must never be put in or left at a location where it could be stolen or replaced by another device.
You are strongly advised to perform regular checks on the chip card reader.

2_3 Integration (see installation guide*)

See installation guide *.

2_4 EC standard compliance marking

EC standard compliance marking certifies that the product stipulated below: iUC150B

- conforms to the following harmonized standards :
 - EC/EN 60950-1: Electrical safety of data processing equipment including electrical office equipment. Issue 2005 (2nd Edition) +/A1:2009 +/A2:2013
 - EN 55022: Data processing equipment - Radiofrequency disturbance characteristics - Limits and measurement methods. EN 55022 2006 + A1 (2007)
 - EN 55024: Data processing equipment - Immunity characteristics - Limits and measurement methods. Issue 1998 + A1- 2001 + A2 - 2003

2_5 IC statements

This class (B) digital apparatus complies with Canadian ICES-003. Under Industry Canada regulations, this radio transmitter may only operate using an antenna of a type and maximum (or lesser) gain approved for the transmitter by Industry Canada. To reduce potential radio interference to other users, the antenna type and its gain should be so chosen that the equivalent isotropically radiated power (e.i.r.p.) is not more than that necessary for successful communication.»

Conformément à la réglementation d'Industrie Canada, le présent émetteur radio peut fonctionner avec une antenne d'un type et d'un gain maximal (ou inférieur) approuvé pour l'émetteur par Industrie Canada. Dans le but de réduire les risques de brouillage radioélectrique

à l'intention des autres utilisateurs, il faut choisir le type d'antenne et son gain de sorte que la puissance isotrope rayonnée équivalente (p.i.r.e.) ne dépasse pas l'intensité nécessaire à l'établissement d'une communication satisfaisante.

«This device complies with Industry Canada licence-exempt RSS standard(s). Operation is subject to the following two conditions: (1) this device may not cause interference, and (2) this device must accept any interference, including interference that may cause undesired operation of the device.»

Le présent appareil est conforme aux CNR d'Industrie Canada applicables aux appareils radio exempts de licence. L'exploitation est autorisée aux deux conditions suivantes: (1) l'appareil ne doit pas produire de brouillage, et (2) l'utilisateur de l'appareil doit accepter tout brouillage radioélectrique subi, même si le brouillage est susceptible d'en compromettre le fonctionnement.

2_6 FCC Statement

FCC standard compliance marking certifies that the product stipulated below: iUC150B

-  conforms to the following harmonized standards :
 - part 15 subpart B of the FCC rules

This class (B) digital apparatus complies with Canadian ICES-003.

Information to users:

Changes or modifications not expressly approved by the party responsible for compliance could void the user's authority to operate the equipment.

NOTE: This equipment has been tested and found to comply with the limits for a Class B digital device, pursuant to part 15 of the FCC Rules. These limits are designed to provide reasonable protection against harmful interference in a residential installation. This equipment generates uses and can radiate radio frequency energy and, if not installed and used in accordance with the instruction, may cause harmful interference to radio communications. However, there is no guarantee that interference will not occur in a particular installation. If

this equipment does cause harmful interference to radio or television reception which can be determined by turning the equipment off and on, the user is encouraged to try to correct interference by one or more of the following measures:

- Reorient or relocate the receiving antenna.
- Increase the separation between the equipment and receiver.
- Connect the equipment into an outlet on circuit different from that to which the receiver is connected.
- Consult the dealer or an experienced radio/TV technician for help.

This device complies with FCC and IC radiation exposure limits set forth for general population. This device must be installed to provide a separation distance of at least 20cm from all persons and must not be co-located or operating in conjunction with any other antenna or transmitter.

This device complies with Part 15 of the FCC Rules. Operation is subject to the following two conditions: (1) this device may not cause harmful interference, and (2) this device must accept any interference received, including interference that may cause undesired operation.

3_Maintenance

ATTENTION

Before making any operations of maintenance in the terminal, make sure that power supply is disconnected.

ACHTUNG

Stellen Sie vor der Durchführung von Wartungsarbeiten am Terminal sicher, dass die Stromzufuhr abgeschaltet ist.

ATTENTION

Avant toute opération de maintenance du terminal, s'assurer que l'alimentation électrique est déconnectée.

Cleaning of the terminal

First of all, unplug all the wires from the terminal.

Reinigung des Terminals

Zunächst ziehen Sie alle Kabel vom Terminal entfernt.

Nettoyage du terminal

Avant cette opération, débrancher tous les câbles du terminal.

Good rules for proper cleaning of the terminal are:

- Use a soft cloth that is very slightly soaked with soapy water to clean the outside of the terminal.
- Do not clean the electrical connections.
- Do not use in any case, solvents, detergents or abrasive products: Those materials might damage the plastic or electrical contacts.
- Avoid exposing the terminal to the direct rays of the sun.

Regeln zur Reinigung des Terminals:

- Verwenden Sie zur Reinigung des Äußeren des Terminals ein weiches Tuch, das leicht in Seifenwasser getaucht wurde.
- Die elektrischen Anschlüsse dürfen nicht gereinigt werden.
- Auf keinen Fall dürfen Lösungsmittel, Waschmittel oder Scheuermittel verwendet werden: diese könnten die Kunststoff- oder Elektrokontakte beschädigen.

- Der Terminal sollte keiner direkten Sonnenbestrahlung ausgesetzt werden.

Les règles de bonne pratique pour le nettoyage du terminal sont les suivantes :

- Utiliser un chiffon doux très légèrement imbibé d'eau savonneuse pour nettoyer l'extérieur du terminal.
- Ne pas nettoyer les connexions électriques.
- Ne jamais utiliser de solvants, détergents ou produits abrasifs : ces produits peuvent endommager les contacts électriques ou les parties plastiques.
- Eviter une exposition directe du terminal aux rayons du soleil.

3_1 Transport and storage

- Use the original packaging for any unit transported or stored.
- Disconnect all cables from the terminal during the transport.
- Verwenden Sie die Originalverpackung zur Aufbewahrung des Geräts.
- Entfernen Sie während des Transports alle Kabel vom Terminal.
- Utiliser l'emballage d'origine pour le transport et le stockage des produits.
- Débrancher tous les câbles du terminal avant le transport.

3_2 Environment (WEEE, Batteries and Packaging)

This product is labeled in accordance with European Directives 2002/96/EC concerning Waste Electrical and Electronic Equipment (WEEE) and 2006/66/EC concerning Batteries and Accumulators. Those provisions are requiring producers and manufacturers to become liable for take-back, treatment and recycling upon end of life of equipment and batteries.

The associated symbol means that WEEE and waste batteries must not be thrown away but collected separately and recycled.



Ingenico ensures that efficient collection and recycling schemes are set-up for WEEE and batteries according to the local regulation of your country. Please contact your retailers for more detailed information about the compliance solution in place for disposing of your old product and used batteries.

Packaging waste must also be collected separately to assure a proper disposal and recycling.

Please note that proper recycling of the electrical and electronic equipment and waste batteries will ensure safety of human health and environment.

"This Document is Copyright © 2015 by INGENICO Group. INGENICO retains full copyright ownership, rights and protection in all material contained in this document. The recipient can receive this document on the condition that he will keep the document confidential and will not use its contents in any form or by any means, except as agreed beforehand, without the prior written permission of INGENICO. Moreover, nobody is authorized to place this document at the disposal of any third party without the prior written permission of INGENICO. If such permission is granted, it will be subject to the condition that the recipient ensures that any other recipient of this document, or information contained therein, is held responsible to INGENICO for the confidentiality of that information.

Care has been taken to ensure that the content of this document is as accurate as possible. INGENICO however declines any responsibility for inaccurate, incomplete or outdated information. The contents of this document may change from time to time without prior notice, and do not create, specify, modify or replace any new or prior contractual obligations agreed upon in writing between INGENICO and the user.

INGENICO is not responsible for any use of this device, which would be non consistent with the present document.

All trademarks used in this document remain the property of their rightful owners."

Your contact



www.ingenico.com

28-32, boulevard de Grenelle, 75015 Paris - France / (T) +33 (0)1 58 01 80 00 / (F) +33 (0)1 58 01 91 35
Ingenico - SA au capital de 47 656 332 / 317 218 758 RCS Nanterre

● SEAMLESS PAYMENT