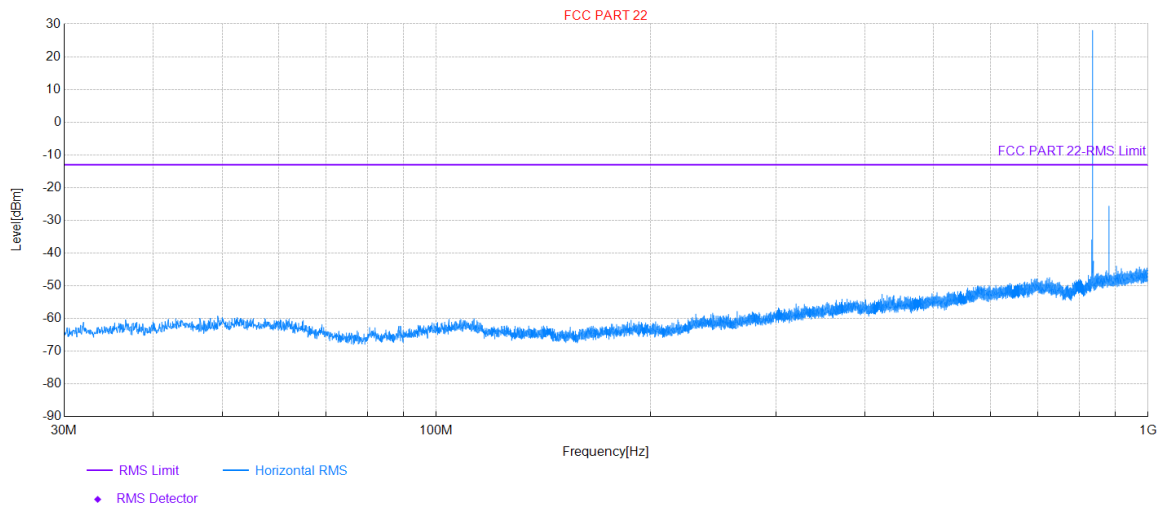


Appendix-D Field Strength of Spurious Radiation

30M-1G(Worst case):

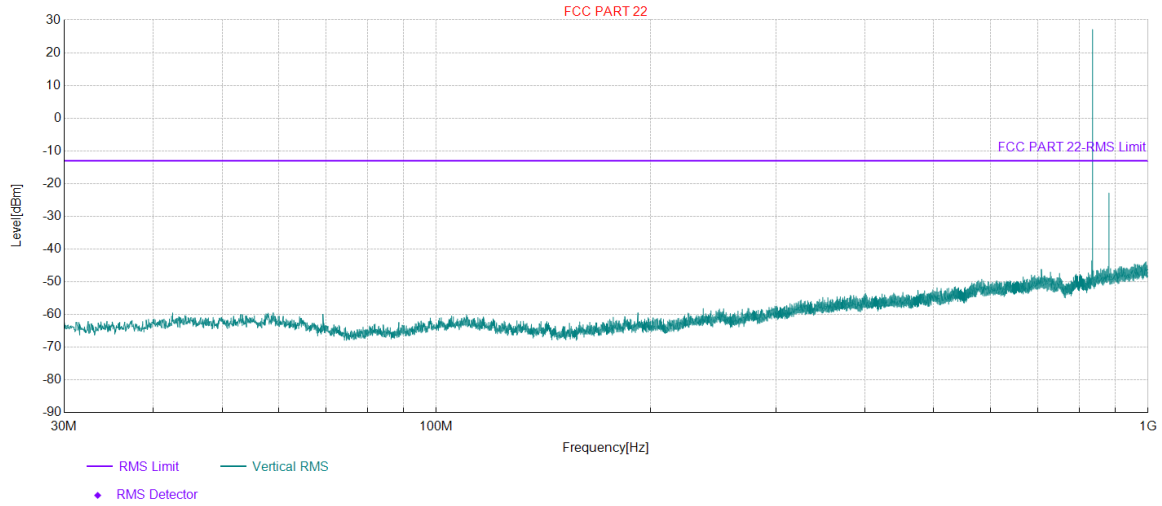
Project Information			
Mode:	GSM 850	Band:	/
Bandwidth:	/	Channel:	Mid
IMEI:	868735051087494	Engineer:	申状
Remark:	Polarity: X		
Test Standard: FCC PART 22			

Test Graph



Project Information			
Mode:	GSM 850	Band:	/
Bandwidth:	/	Channel:	Mid
IMEI:	868735051087494	Engineer:	申状
Remark:	Polarity: X		
Test Standard: FCC PART 22			

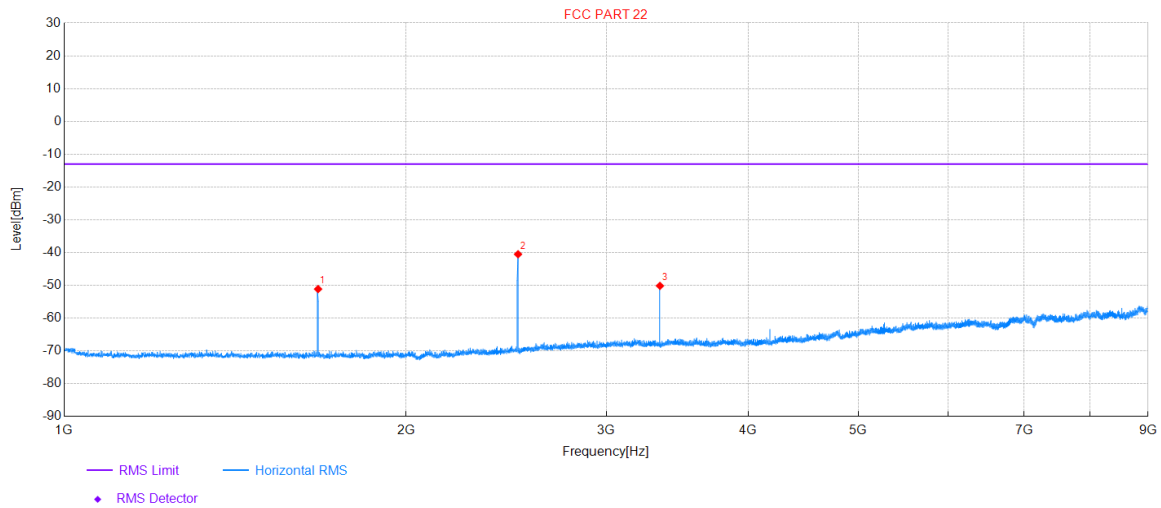
Test Graph



1G-18G:

Project Information			
Mode:	GSM 850	Band:	/
Bandwidth:	/	Channel:	Mid
IMEI:	868735051087494	Engineer:	申状
Remark:	Polarity: X		
Test Standard: FCC PART 22			

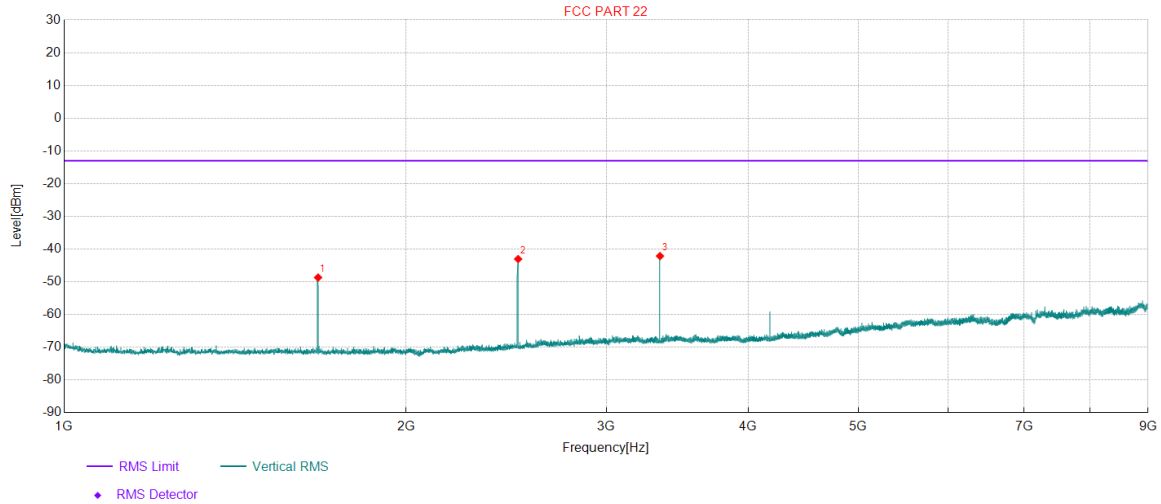
Test Graph



Data List									
NO.	Freq. [MHz]	Reading [dBuV]	Factor [dB]	Level [dBm]	Limit [dBm]	Margin [dB]	Trace	Polarity	Verdict
1	1673.20	63.00	-114.14	-51.14	-13.00	38.14	RMS	Horizontal	PASS
2	2509.60	70.85	-111.36	-40.51	-13.00	27.51	RMS	Horizontal	PASS
3	3346.00	58.20	-108.36	-50.16	-13.00	37.16	RMS	Horizontal	PASS

Project Information			
Mode:	GSM 850	Band:	/
Bandwidth:	/	Channel:	Mid
IMEI:	868735051087494	Engineer:	申状
Remark:	Polarity: X		
Test Standard: FCC PART 22			

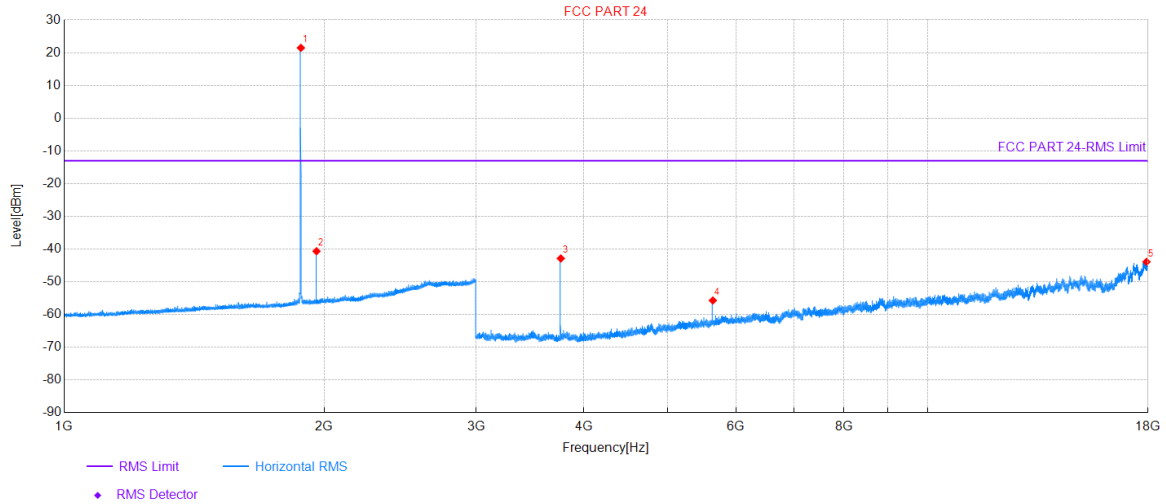
Test Graph



Data List									
NO.	Freq. [MHz]	Reading [dBuV]	Factor [dB]	Level [dBm]	Limit [dBm]	Margin [dB]	Trace	Polarity	Verdict
1	1673.20	65.44	-114.14	-48.70	-13.00	35.70	RMS	Vertical	PASS
2	2510.00	68.31	-111.36	-43.05	-13.00	30.05	RMS	Vertical	PASS
3	3346.40	66.23	-108.36	-42.13	-13.00	29.13	RMS	Vertical	PASS

Project Information			
Mode:	GSM 1900	Band:	/
Bandwidth:	/	Channel:	Mid
IMEI:	868735051087494	Engineer:	申状
Remark:	Polarity: X		
Test Standard: FCC PART 24			

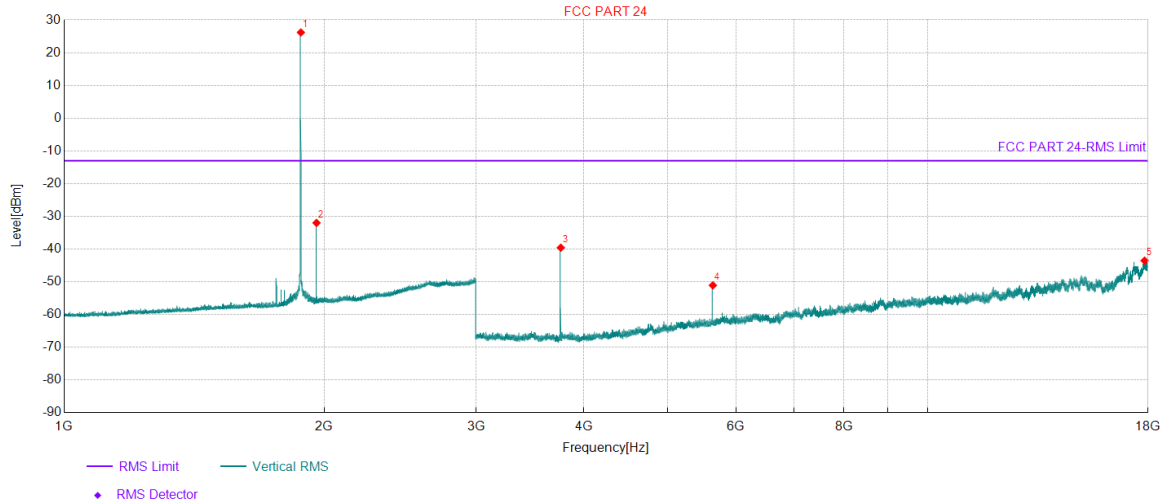
Test Graph



Data List									
NO.	Freq. [MHz]	Reading [dBuV]	Factor [dB]	Level [dBm]	Limit [dBm]	Margin [dB]	Trace	Polarity	Verdict
1	1880.00	114.93	-93.46	21.47	-	-	RMS	Horizontal	NA
2	1960.00	52.73	-93.39	-40.66	-	-	RMS	Horizontal	NA
3	3760.00	64.38	-107.25	-42.87	-13.00	29.87	RMS	Horizontal	PASS
4	5640.00	45.12	-100.83	-55.71	-13.00	42.71	RMS	Horizontal	PASS
5	17928.50	39.17	-83.08	-43.91	-13.00	30.91	RMS	Horizontal	PASS

Project Information			
Mode:	GSM 1900	Band:	/
Bandwidth:	/	Channel:	Mid
IMEI:	868735051087494	Engineer:	申状
Remark:	Polarity: X		
Test Standard: FCC PART 24			

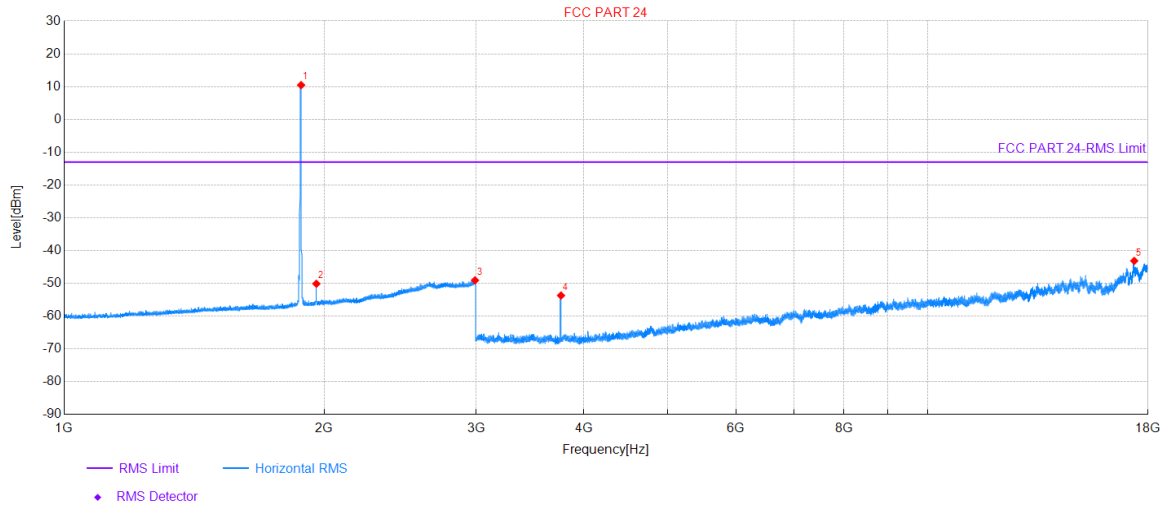
Test Graph



Data List									
NO.	Freq. [MHz]	Reading [dBuV]	Factor [dB]	Level [dBm]	Limit [dBm]	Margin [dB]	Trace	Polarity	Verdict
1	1880.00	119.65	-93.46	26.19	-	-	RMS	Vertical	NA
2	1960.00	61.39	-93.39	-32.00	-	-	RMS	Vertical	NA
3	3760.00	67.66	-107.25	-39.59	-13.00	26.59	RMS	Vertical	PASS
4	5640.00	49.74	-100.83	-51.09	-13.00	38.09	RMS	Vertical	PASS
5	17835.00	39.14	-82.68	-43.54	-13.00	30.54	RMS	Vertical	PASS

Project Information			
Mode:	WCDMA	Band:	Band II
Bandwidth:	/	Channel:	Mid
IMEI:	868735051087494	Engineer:	申状
Remark:	Polarity: X		
Test Standard: FCC PART 24			

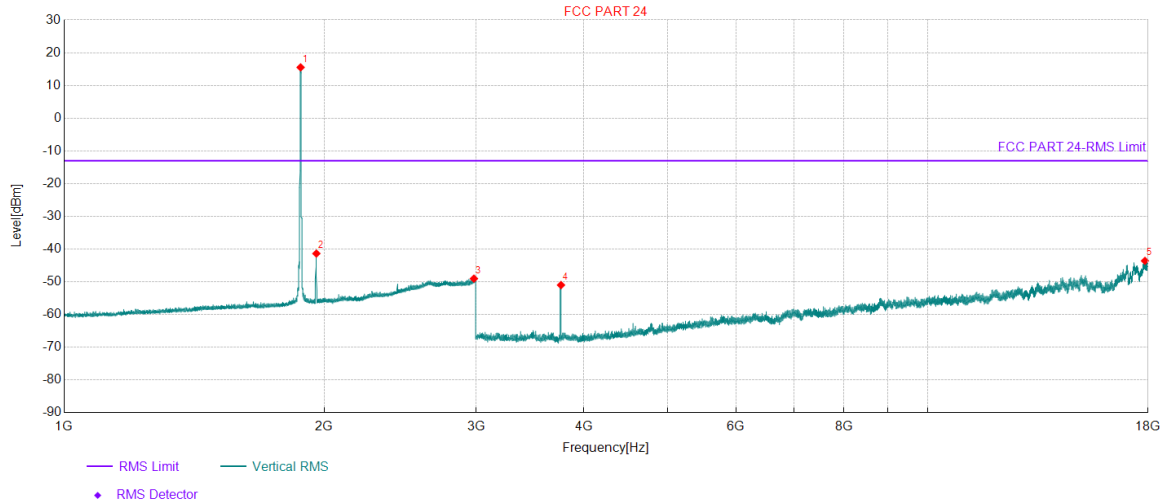
Test Graph



Data List									
NO.	Freq. [MHz]	Reading [dBuV]	Factor [dB]	Level [dBm]	Limit [dBm]	Margin [dB]	Trace	Polarity	Verdict
1	1881.20	103.92	-93.46	10.46	-	-	RMS	Horizontal	NA
2	1959.40	43.27	-93.40	-50.13	-	-	RMS	Horizontal	NA
3	2991.00	39.68	-88.75	-49.07	-13.00	36.07	RMS	Horizontal	PASS
4	3762.00	53.51	-107.22	-53.71	-13.00	40.71	RMS	Horizontal	PASS
5	17350.50	39.27	-82.42	-43.15	-13.00	30.15	RMS	Horizontal	PASS

Project Information			
Mode:	WCDMA	Band:	Band II
Bandwidth:	/	Channel:	Mid
IMEI:	868735051087494	Engineer:	申状
Remark:	Polarity: X		
Test Standard: FCC PART 24			

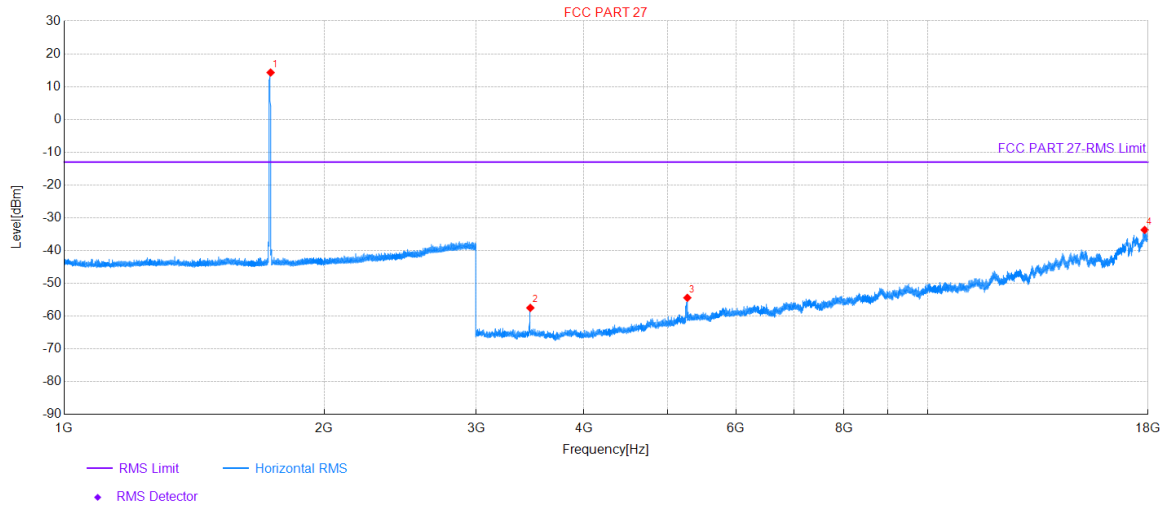
Test Graph



Data List									
NO.	Freq. [MHz]	Reading [dBuV]	Factor [dB]	Level [dBm]	Limit [dBm]	Margin [dB]	Trace	Polarity	Verdict
1	1878.60	108.97	-93.46	15.51	-	-	RMS	Vertical	NA
2	1959.40	52.03	-93.40	-41.37	-	-	RMS	Vertical	NA
3	2982.40	39.76	-88.80	-49.04	-13.00	36.04	RMS	Vertical	PASS
4	3762.00	56.22	-107.22	-51.00	-13.00	38.00	RMS	Vertical	PASS
5	17852.00	38.88	-82.49	-43.61	-13.00	30.61	RMS	Vertical	PASS

Project Information			
Mode:	WCDMA	Band:	Band IV
Bandwidth:	/	Channel:	Mid
IMEI:	868735051087494	Engineer:	申状
Remark:	Polarity: X		
Test Standard: FCC PART 27			

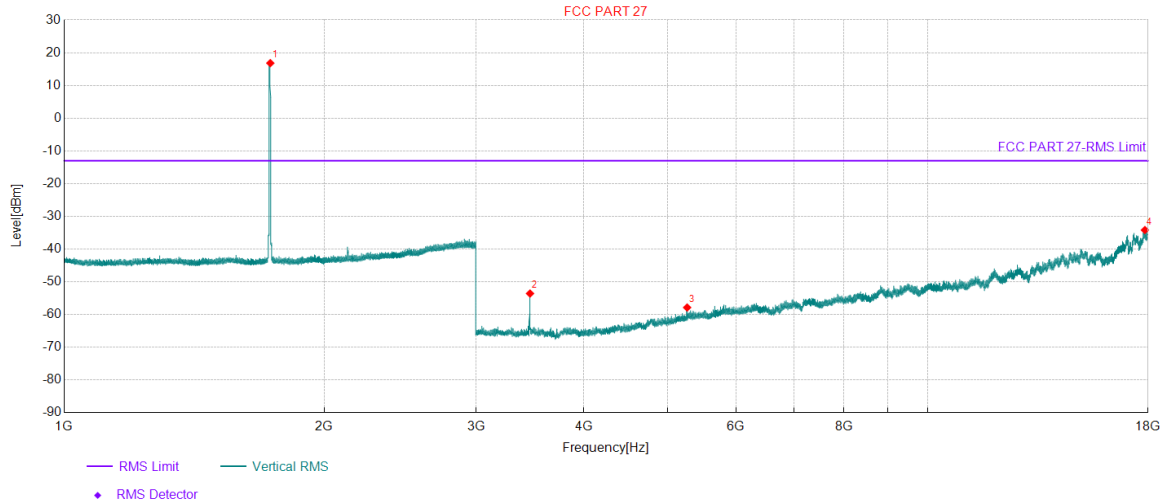
Test Graph



Data List									
NO.	Freq. [MHz]	Reading [dBuV]	Factor [dB]	Level [dBm]	Limit [dBm]	Margin [dB]	Trace	Polarity	Verdict
1	1734.20	89.21	-74.92	14.29	-	-	RMS	Horizontal	NA
2	3466.50	29.70	-87.18	-57.48	-13.00	44.48	RMS	Horizontal	PASS
3	5269.00	27.47	-81.88	-54.41	-13.00	41.41	RMS	Horizontal	PASS
4	17838.50	28.90	-62.62	-33.72	-13.00	20.72	RMS	Horizontal	PASS

Project Information			
Mode:	WCDMA	Band:	Band IV
Bandwidth:	/	Channel:	Mid
IMEI:	868735051087494	Engineer:	申状
Remark:	Polarity: X		
Test Standard: FCC PART 27			

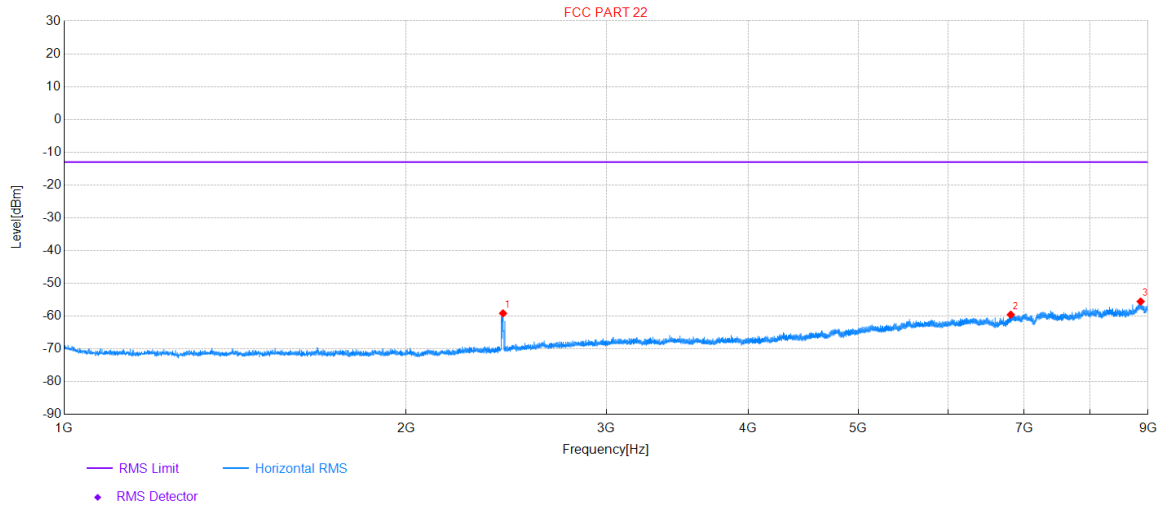
Test Graph



Data List									
NO.	Freq. [MHz]	Reading [dBuV]	Factor [dB]	Level [dBm]	Limit [dBm]	Margin [dB]	Trace	Polarity	Verdict
1	1732.90	91.74	-74.93	16.81	-	-	RMS	Vertical	NA
2	3463.50	33.60	-87.19	-53.59	-13.00	40.59	RMS	Vertical	PASS
3	5266.00	24.06	-81.93	-57.87	-13.00	44.87	RMS	Vertical	PASS
4	17848.00	28.30	-62.49	-34.19	-13.00	21.19	RMS	Vertical	PASS

Project Information			
Mode:	WCDMA	Band:	Band V
Bandwidth:	/	Channel:	Mid
IMEI:	868735051087494	Engineer:	申状
Remark:	Polarity: X		
Test Standard: FCC PART 22			

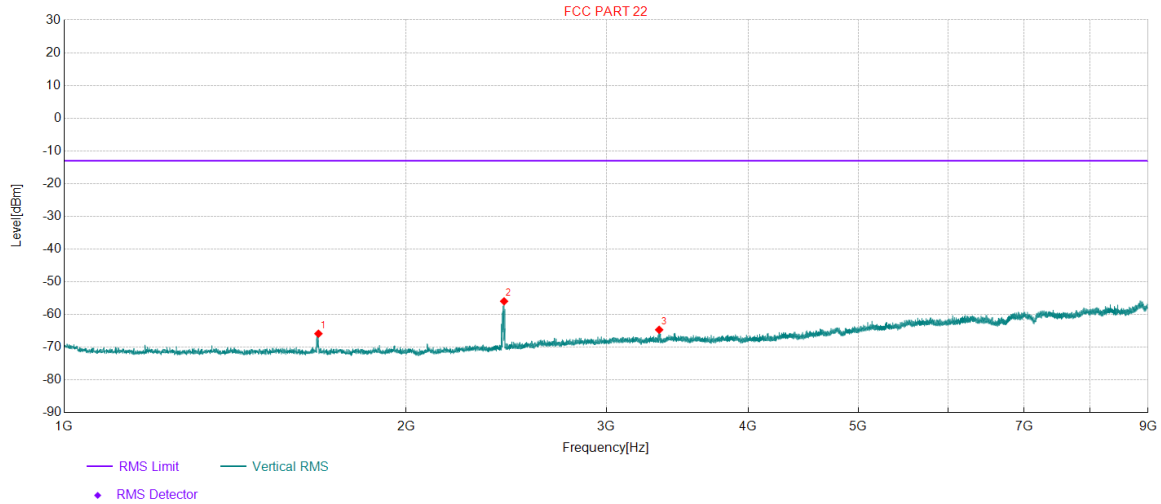
Test Graph



Data List									
NO.	Freq. [MHz]	Reading [dBuV]	Factor [dB]	Level [dBm]	Limit [dBm]	Margin [dB]	Trace	Polarity	Verdict
1	2434.40	52.31	-111.46	-59.15	-13.00	46.15	RMS	Horizontal	PASS
2	6814.00	38.44	-97.98	-59.54	-13.00	46.54	RMS	Horizontal	PASS
3	8866.00	37.44	-92.98	-55.54	-13.00	42.54	RMS	Horizontal	PASS

Project Information			
Mode:	WCDMA	Band:	Band V
Bandwidth:	/	Channel:	Mid
IMEI:	868735051087494	Engineer:	申状
Remark:	Polarity: X		
Test Standard: FCC PART 22			

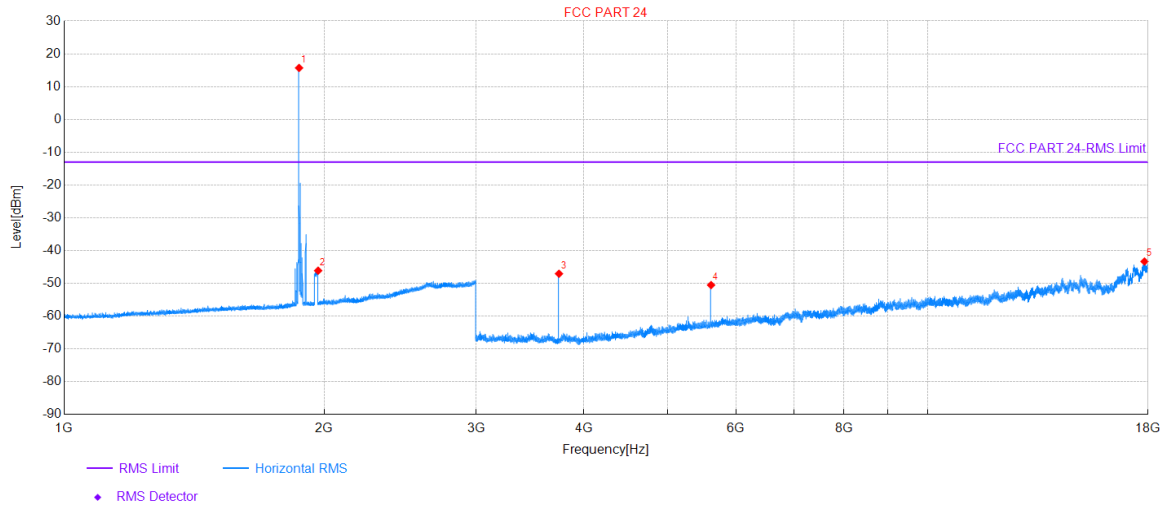
Test Graph



Data List									
NO.	Freq. [MHz]	Reading [dBuV]	Factor [dB]	Level [dBm]	Limit [dBm]	Margin [dB]	Trace	Polarity	Verdict
1	1674.40	48.28	-114.14	-65.86	-13.00	52.86	RMS	Vertical	PASS
2	2439.60	55.39	-111.35	-55.96	-13.00	42.96	RMS	Vertical	PASS
3	3340.80	43.67	-108.34	-64.67	-13.00	51.67	RMS	Vertical	PASS

Project Information			
Mode:	LTE	Band:	Band 2
Bandwidth:	20MHz	Channel:	Mid
IMEI:	868735051087494	Engineer:	申状
Remark:	Polarity: X		
Test Standard: FCC PART 24			

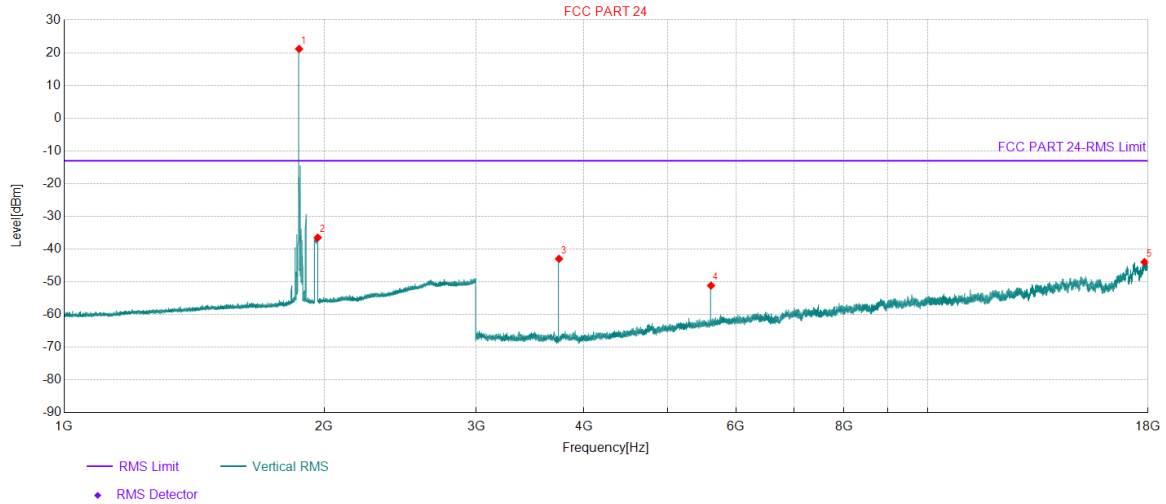
Test Graph



Data List									
NO.	Freq. [MHz]	Reading [dBuV]	Factor [dB]	Level [dBm]	Limit [dBm]	Margin [dB]	Trace	Polarity	Verdict
1	1871.00	109.18	-93.48	15.70	-	-	RMS	Horizontal	NA
2	1968.40	47.23	-93.36	-46.13	-	-	RMS	Horizontal	NA
3	3742.00	60.36	-107.43	-47.07	-13.00	34.07	RMS	Horizontal	PASS
4	5613.00	50.67	-101.20	-50.53	-13.00	37.53	RMS	Horizontal	PASS
5	17831.00	39.39	-82.74	-43.35	-13.00	30.35	RMS	Horizontal	PASS

Project Information			
Mode:	LTE	Band:	Band 2
Bandwidth:	20MHz	Channel:	Mid
IMEI:	868735051087494	Engineer:	申状
Remark:	Polarity: X		
Test Standard: FCC PART 24			

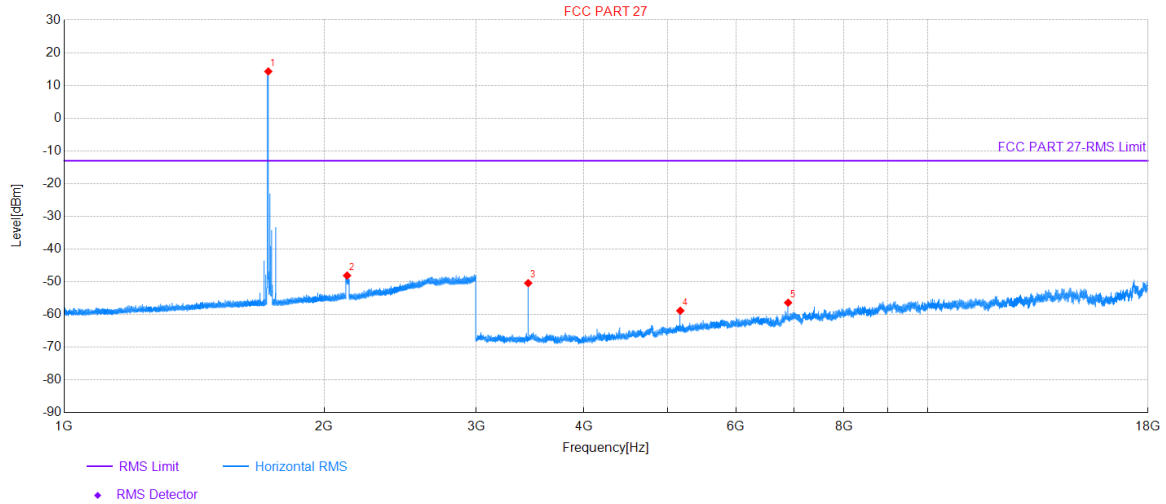
Test Graph



Data List									
NO.	Freq. [MHz]	Reading [dBuV]	Factor [dB]	Level [dBm]	Limit [dBm]	Margin [dB]	Trace	Polarity	Verdict
1	1871.00	114.62	-93.48	21.14	-	-	RMS	Vertical	NA
2	1966.40	56.86	-93.37	-36.51	-	-	RMS	Vertical	NA
3	3742.00	64.44	-107.43	-42.99	-13.00	29.99	RMS	Vertical	PASS
4	5613.00	50.04	-101.20	-51.16	-13.00	38.16	RMS	Vertical	PASS
5	17833.00	38.72	-82.70	-43.98	-13.00	30.98	RMS	Vertical	PASS

Project Information			
Mode:	LTE	Band:	Band 4
Bandwidth:	20MHz	Channel:	Mid
IMEI:	868735051087494	Engineer:	申状
Remark:	Polarity: X		
Test Standard: FCC PART 27			

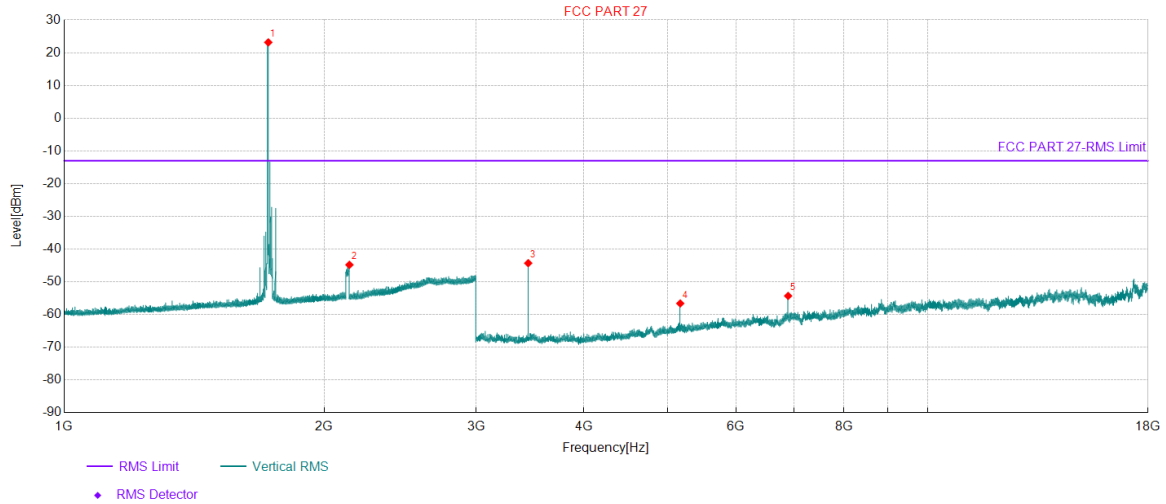
Test Graph



Data List									
NO.	Freq. [MHz]	Reading [dBuV]	Factor [dB]	Level [dBm]	Limit [dBm]	Margin [dB]	Trace	Polarity	Verdict
1	1723.60	108.32	-94.04	14.28	-	-	RMS	Horizontal	NA
2	2126.50	44.82	-92.93	-48.11	-	-	RMS	Horizontal	NA
3	3447.00	56.88	-107.30	-50.42	-13.00	37.42	RMS	Horizontal	PASS
4	5171.00	43.21	-102.05	-58.84	-13.00	45.84	RMS	Horizontal	PASS
5	6894.00	41.01	-97.40	-56.39	-13.00	43.39	RMS	Horizontal	PASS

Project Information			
Mode:	LTE	Band:	Band 4
Bandwidth:	20MHz	Channel:	Mid
IMEI:	868735051087494	Engineer:	申状
Remark:	Polarity: X		
Test Standard: FCC PART 27			

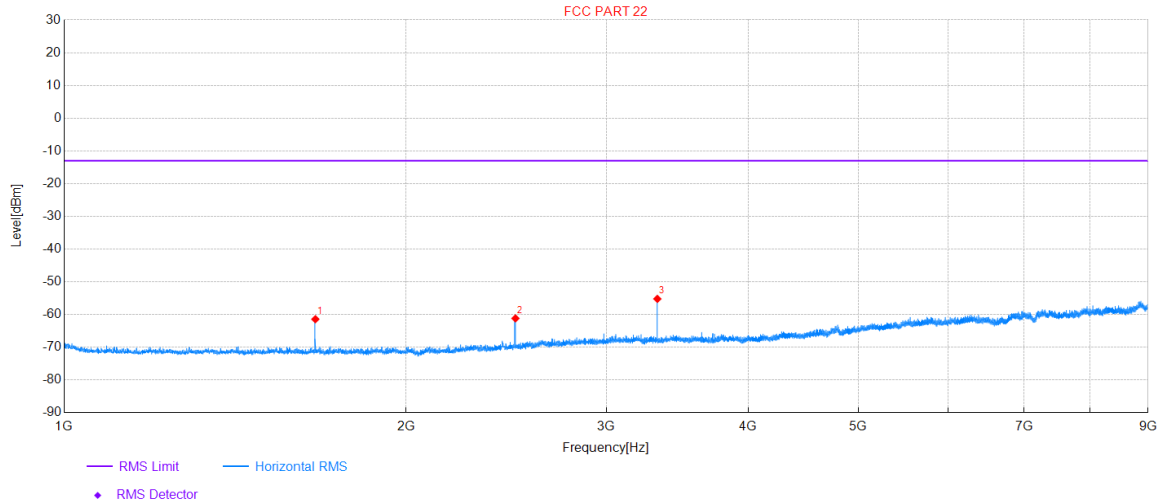
Test Graph



Data List									
NO.	Freq. [MHz]	Reading [dBuV]	Factor [dB]	Level [dBm]	Limit [dBm]	Margin [dB]	Trace	Polarity	Verdict
1	1723.60	117.20	-94.04	23.16	-	-	RMS	Vertical	NA
2	2140.00	48.15	-92.97	-44.82	-	-	RMS	Vertical	NA
3	3447.00	62.99	-107.30	-44.31	-13.00	31.31	RMS	Vertical	PASS
4	5170.50	45.43	-102.05	-56.62	-13.00	43.62	RMS	Vertical	PASS
5	6894.00	43.08	-97.40	-54.32	-13.00	41.32	RMS	Vertical	PASS

Project Information			
Mode:	LTE	Band:	Band 5
Bandwidth:	10MHz	Channel:	Mid
IMEI:	868735051087494	Engineer:	申状
Remark:	Polarity: X		
Test Standard: FCC PART 22			

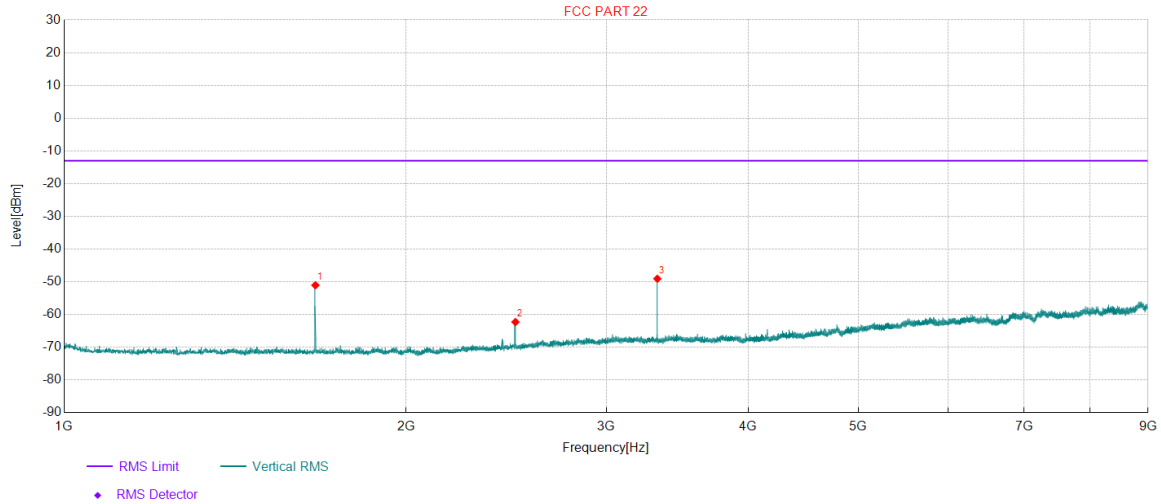
Test Graph



Data List									
NO.	Freq. [MHz]	Reading [dBuV]	Factor [dB]	Level [dBm]	Limit [dBm]	Margin [dB]	Trace	Polarity	Verdict
1	1664.00	52.68	-114.12	-61.44	-13.00	48.44	RMS	Horizontal	PASS
2	2496.40	50.18	-111.37	-61.19	-13.00	48.19	RMS	Horizontal	PASS
3	3328.40	53.06	-108.29	-55.23	-13.00	42.23	RMS	Horizontal	PASS

Project Information			
Mode:	LTE	Band:	Band 5
Bandwidth:	10MHz	Channel:	Mid
IMEI:	868735051087494	Engineer:	申状
Remark:	Polarity: X		
Test Standard: FCC PART 22			

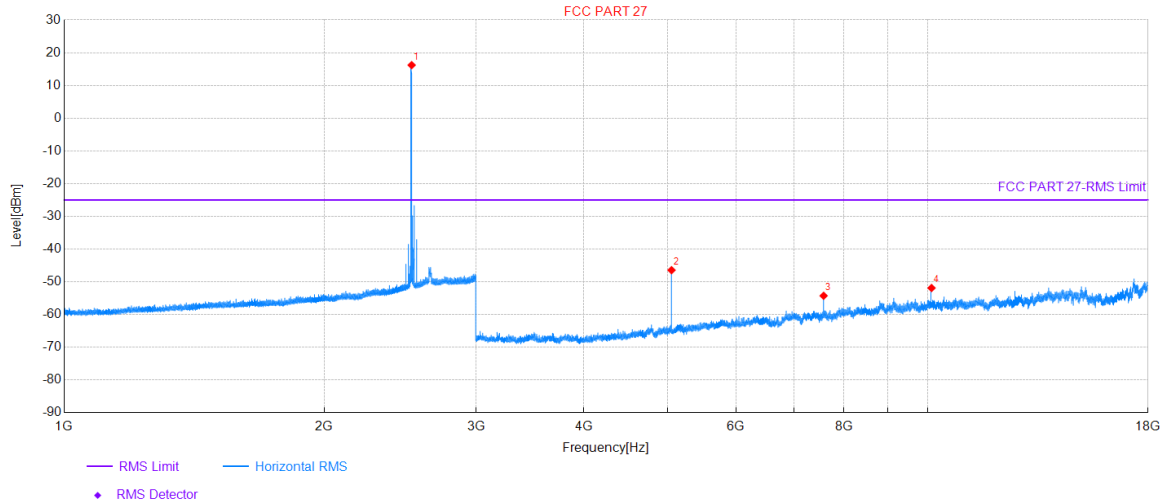
Test Graph



Data List									
NO.	Freq. [MHz]	Reading [dBuV]	Factor [dB]	Level [dBm]	Limit [dBm]	Margin [dB]	Trace	Polarity	Verdict
1	1664.00	63.06	-114.12	-51.06	-13.00	38.06	RMS	Vertical	PASS
2	2496.40	49.07	-111.37	-62.30	-13.00	49.30	RMS	Vertical	PASS
3	3328.40	59.21	-108.29	-49.08	-13.00	36.08	RMS	Vertical	PASS

Project Information			
Mode:	LTE	Band:	Band 7
Bandwidth:	20MHz	Channel:	Mid
IMEI:	868735051087494	Engineer:	申状
Remark:	Polarity: X		
Test Standard: FCC PART 27			

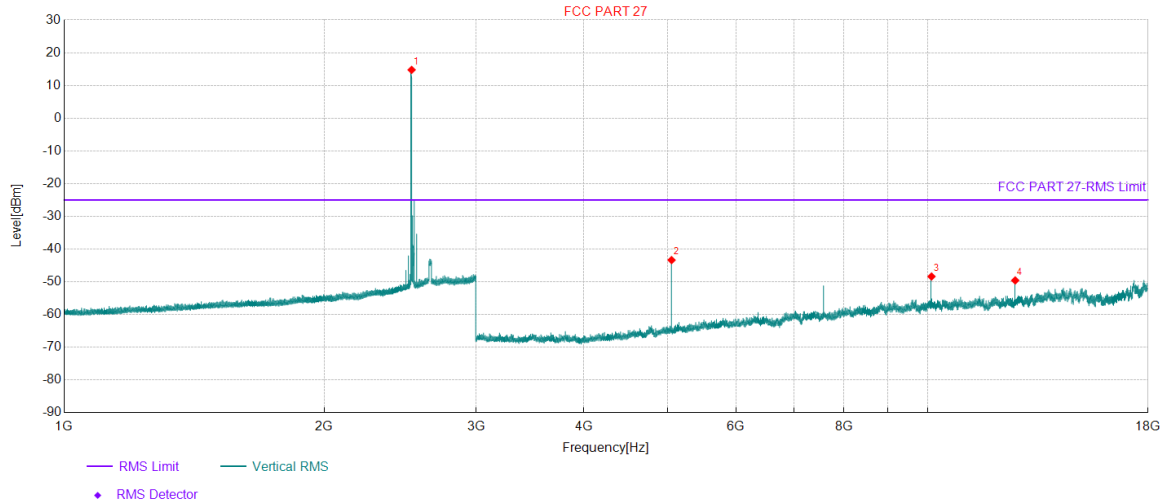
Test Graph



Data List									
NO.	Freq. [MHz]	Reading [dBuV]	Factor [dB]	Level [dBm]	Limit [dBm]	Margin [dB]	Trace	Polarity	Verdict
1	2526.10	107.08	-90.88	16.20	-	-	RMS	Horizontal	NA
2	5052.00	56.37	-102.82	-46.45	-25.00	21.45	RMS	Horizontal	PASS
3	7578.50	42.29	-96.57	-54.28	-25.00	29.28	RMS	Horizontal	PASS
4	10104.50	40.17	-92.07	-51.90	-25.00	26.90	RMS	Horizontal	PASS

Project Information			
Mode:	LTE	Band:	Band 7
Bandwidth:	20MHz	Channel:	Mid
IMEI:	868735051087494	Engineer:	申状
Remark:	Polarity: X		
Test Standard: FCC PART 27			

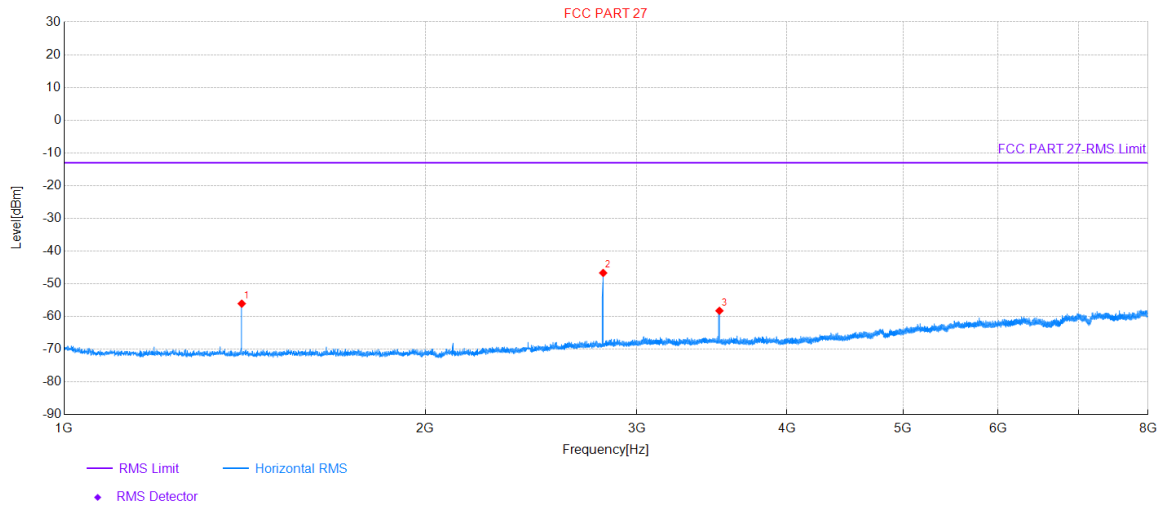
Test Graph



Data List									
NO.	Freq. [MHz]	Reading [dBuV]	Factor [dB]	Level [dBm]	Limit [dBm]	Margin [dB]	Trace	Polarity	Verdict
1	2526.00	105.63	-90.88	14.75	-	-	RMS	Vertical	NA
2	5052.00	59.45	-102.82	-43.37	-25.00	18.37	RMS	Vertical	PASS
3	10104.50	43.68	-92.07	-48.39	-25.00	23.39	RMS	Vertical	PASS
4	12630.50	40.60	-90.18	-49.58	-25.00	24.58	RMS	Vertical	PASS

Project Information			
Mode:	LTE	Band:	Band 12
Bandwidth:	10MHz	Channel:	Mid
IMEI:	868735051087494	Engineer:	申状
Remark:	Polarity: X		
Test Standard: FCC PART 27			

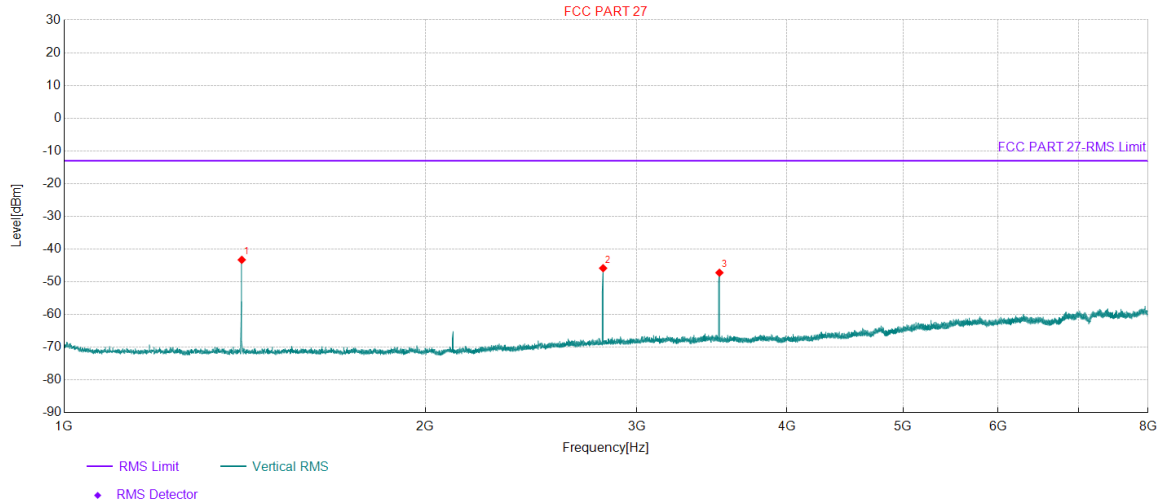
Test Graph



Data List									
NO.	Freq. [MHz]	Reading [dBuV]	Factor [dB]	Level [dBm]	Limit [dBm]	Margin [dB]	Trace	Polarity	Verdict
1	1406.00	58.26	-114.33	-56.07	-13.00	43.07	RMS	Horizontal	PASS
2	2812.65	63.12	-109.81	-46.69	-13.00	33.69	RMS	Horizontal	PASS
3	3515.45	49.25	-107.50	-58.25	-13.00	45.25	RMS	Horizontal	PASS

Project Information			
Mode:	LTE	Band:	Band 12
Bandwidth:	10MHz	Channel:	Mid
IMEI:	868735051087494	Engineer:	申状
Remark:	Polarity: X		
Test Standard: FCC PART 27			

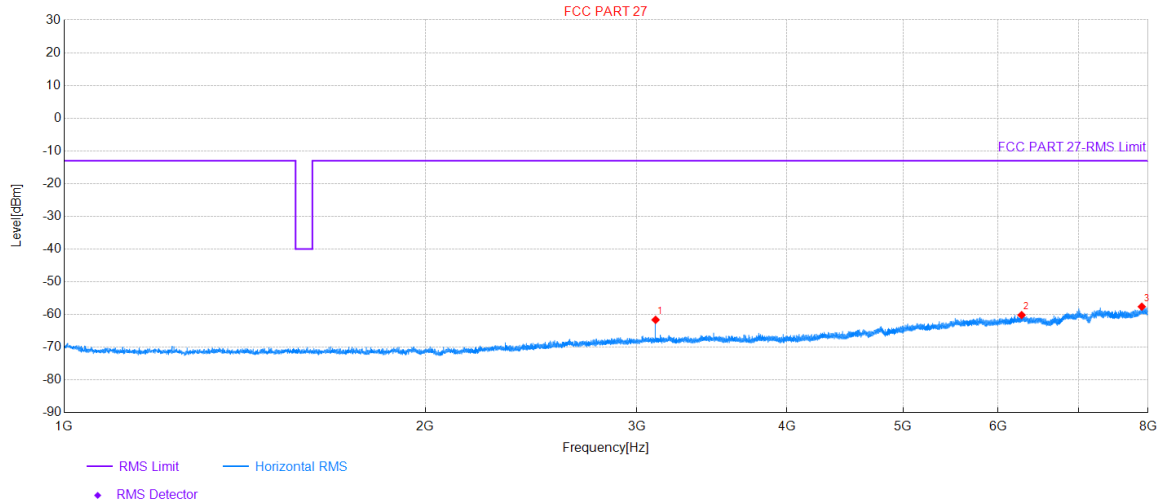
Test Graph



Data List									
NO.	Freq. [MHz]	Reading [dBuV]	Factor [dB]	Level [dBm]	Limit [dBm]	Margin [dB]	Trace	Polarity	Verdict
1	1406.00	71.04	-114.33	-43.29	-13.00	30.29	RMS	Vertical	PASS
2	2812.30	63.96	-109.81	-45.85	-13.00	32.85	RMS	Vertical	PASS
3	3515.45	60.27	-107.50	-47.23	-13.00	34.23	RMS	Vertical	PASS

Project Information			
Mode:	LTE	Band:	Band 13
Bandwidth:	10MHz	Channel:	Mid
IMEI:	868735051087494	Engineer:	申状
Remark:	Polarity: X		
Test Standard: FCC PART 27			

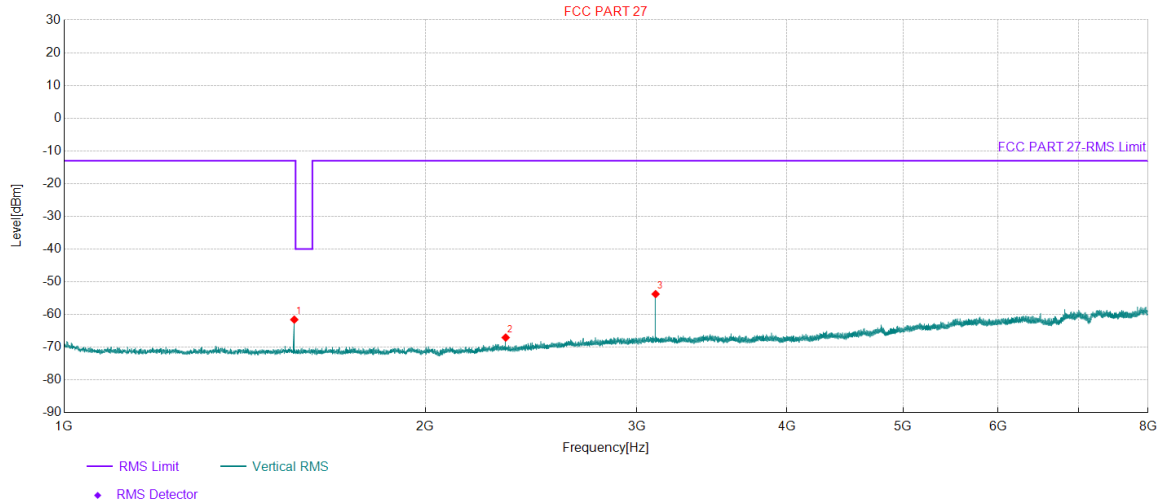
Test Graph



Data List									
NO.	Freq. [MHz]	Reading [dBuV]	Factor [dB]	Level [dBm]	Limit [dBm]	Margin [dB]	Trace	Polarity	Verdict
1	3110.15	46.95	-108.58	-61.63	-13.00	48.63	RMS	Horizontal	PASS
2	6276.95	38.92	-99.09	-60.17	-13.00	47.17	RMS	Horizontal	PASS
3	7904.80	38.06	-95.67	-57.61	-13.00	44.61	RMS	Horizontal	PASS

Project Information			
Mode:	LTE	Band:	Band 13
Bandwidth:	10MHz	Channel:	Mid
IMEI:	868735051087494	Engineer:	申状
Remark:	Polarity: X		
Test Standard: FCC PART 27			

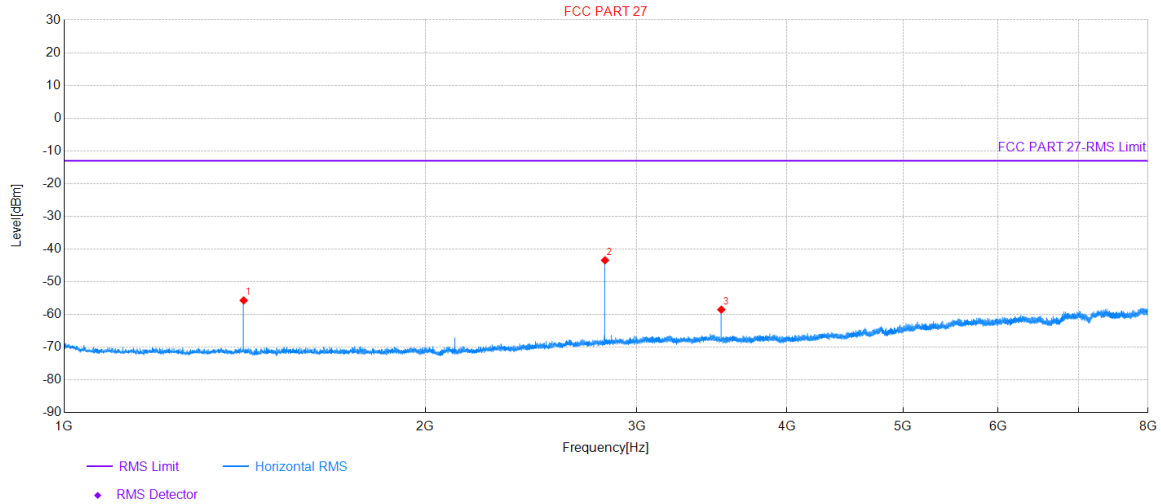
Test Graph



Data List									
NO.	Freq. [MHz]	Reading [dBuV]	Factor [dB]	Level [dBm]	Limit [dBm]	Margin [dB]	Trace	Polarity	Verdict
1	1555.10	52.51	-114.07	-61.56	-13.00	48.56	RMS	Vertical	PASS
2	2332.80	45.35	-112.39	-67.04	-13.00	54.04	RMS	Vertical	PASS
3	3110.15	54.83	-108.58	-53.75	-13.00	40.75	RMS	Vertical	PASS

Project Information			
Mode:	LTE	Band:	Band 17
Bandwidth:	10MHz	Channel:	Mid
IMEI:	868735051087494	Engineer:	申状
Remark:	Polarity: X		
Test Standard: FCC PART 27			

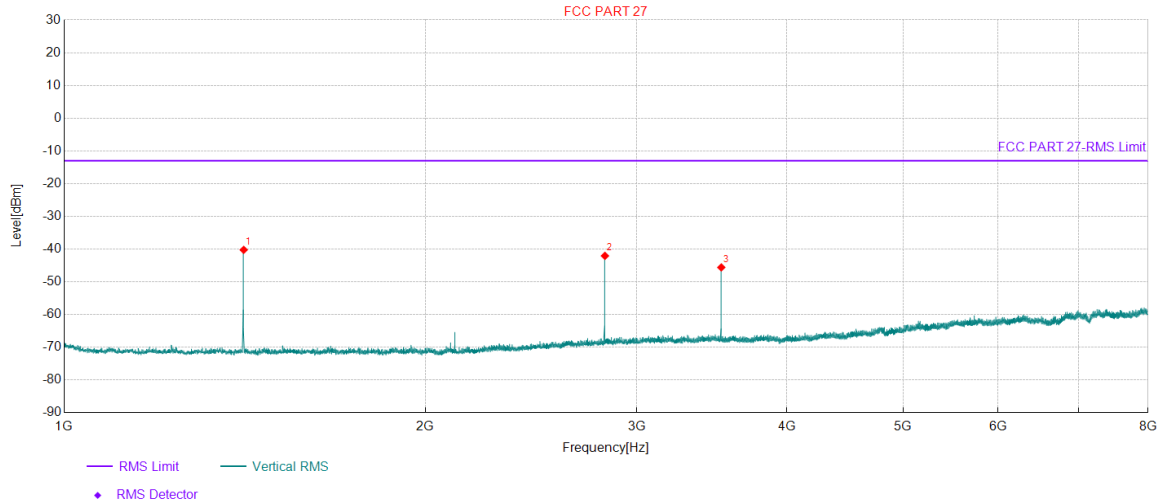
Test Graph



Data List									
NO.	Freq. [MHz]	Reading [dBuV]	Factor [dB]	Level [dBm]	Limit [dBm]	Margin [dB]	Trace	Polarity	Verdict
1	1411.25	58.65	-114.35	-55.70	-13.00	42.70	RMS	Horizontal	PASS
2	2822.45	66.28	-109.72	-43.44	-13.00	30.44	RMS	Horizontal	PASS
3	3528.05	49.09	-107.60	-58.51	-13.00	45.51	RMS	Horizontal	PASS

Project Information			
Mode:	LTE	Band:	Band 17
Bandwidth:	10MHz	Channel:	Mid
IMEI:	868735051087494	Engineer:	申状
Remark:	Polarity: X		
Test Standard: FCC PART 27			

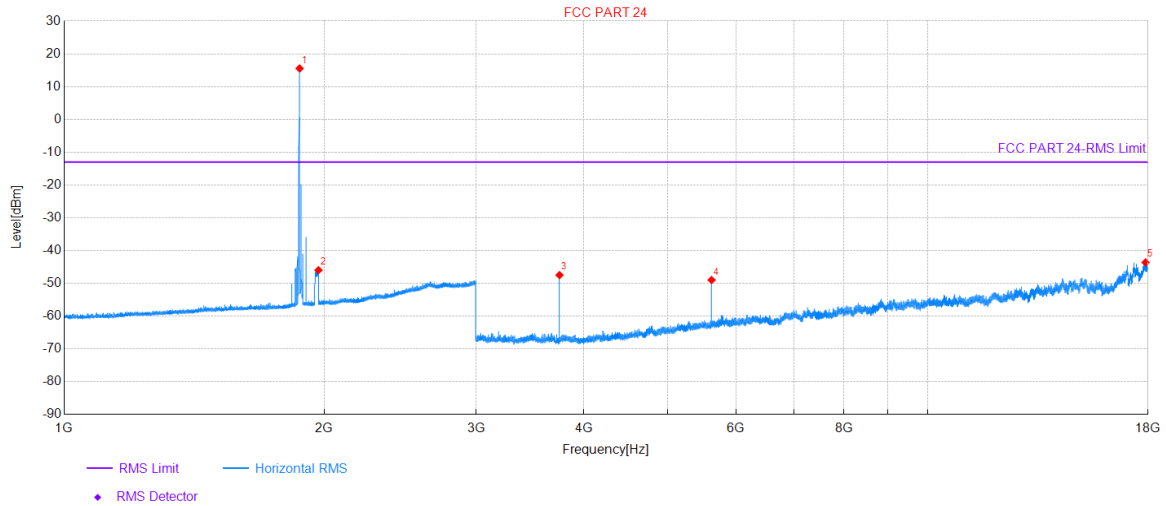
Test Graph



Data List									
NO.	Freq. [MHz]	Reading [dBuV]	Factor [dB]	Level [dBm]	Limit [dBm]	Margin [dB]	Trace	Polarity	Verdict
1	1411.25	74.10	-114.35	-40.25	-13.00	27.25	RMS	Vertical	PASS
2	2822.10	67.64	-109.72	-42.08	-13.00	29.08	RMS	Vertical	PASS
3	3528.05	61.99	-107.60	-45.61	-13.00	32.61	RMS	Vertical	PASS

Project Information			
Mode:	LTE	Band:	Band 25
Bandwidth:	20MHz	Channel:	Mid
IMEI:	868735051087494	Engineer:	申状
Remark:	Polarity: X		
Test Standard: FCC PART 24			

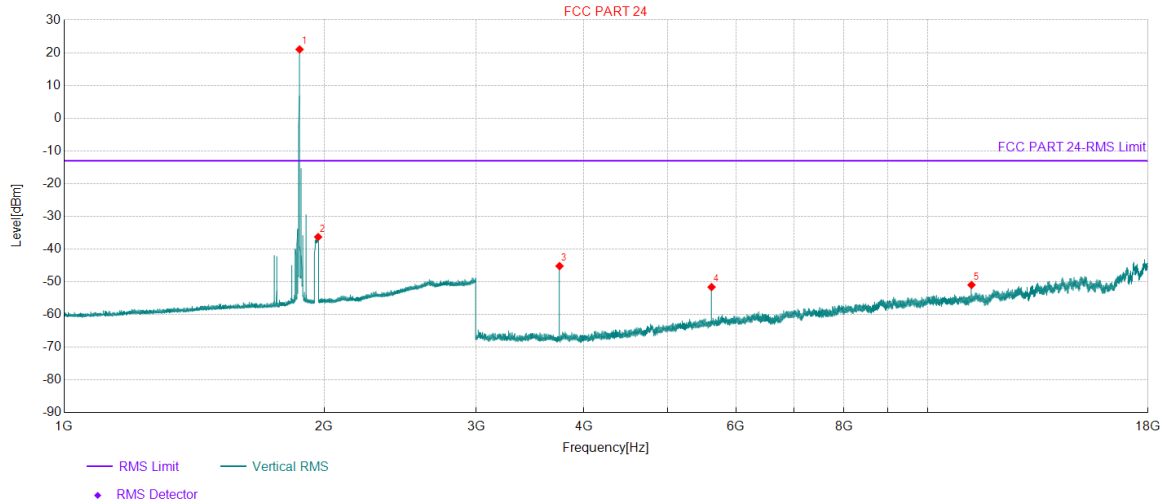
Test Graph



Data List									
NO.	Freq. [MHz]	Reading [dBuV]	Factor [dB]	Level [dBm]	Limit [dBm]	Margin [dB]	Trace	Polarity	Verdict
1	1873.60	109.01	-93.47	15.54	-	-	RMS	Horizontal	NA
2	1970.40	47.37	-93.35	-45.98	-	-	RMS	Horizontal	NA
3	3747.00	59.94	-107.43	-47.49	-13.00	34.49	RMS	Horizontal	PASS
4	5620.50	52.12	-101.10	-48.98	-13.00	35.98	RMS	Horizontal	PASS
5	17883.50	39.23	-82.85	-43.62	-13.00	30.62	RMS	Horizontal	PASS

Project Information			
Mode:	LTE	Band:	Band 25
Bandwidth:	20MHz	Channel:	Mid
IMEI:	868735051087494	Engineer:	申状
Remark:	Polarity: X		
Test Standard: FCC PART 24			

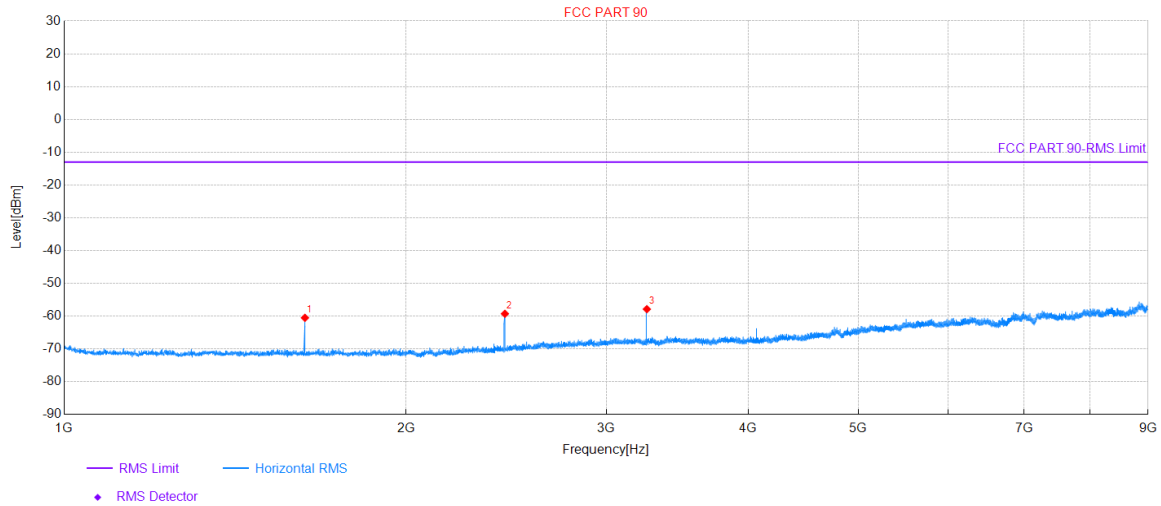
Test Graph



Data List									
NO.	Freq. [MHz]	Reading [dBuV]	Factor [dB]	Level [dBm]	Limit [dBm]	Margin [dB]	Trace	Polarity	Verdict
1	1873.60	114.46	-93.47	20.99	-	-	RMS	Vertical	NA
2	1968.60	57.03	-93.35	-36.32	-	-	RMS	Vertical	NA
3	3747.00	62.23	-107.43	-45.20	-13.00	32.20	RMS	Vertical	PASS
4	5620.50	49.48	-101.10	-51.62	-13.00	38.62	RMS	Vertical	PASS
5	11242.00	39.61	-90.57	-50.96	-13.00	37.96	RMS	Vertical	PASS

Project Information			
Mode:	LTE	Band:	Band 26(814-824MHz)
Bandwidth:	10MHz	Channel:	Mid
IMEI:	868735051087494	Engineer:	申状
Remark:	Polarity: X		
Test Standard: FCC PART 90			

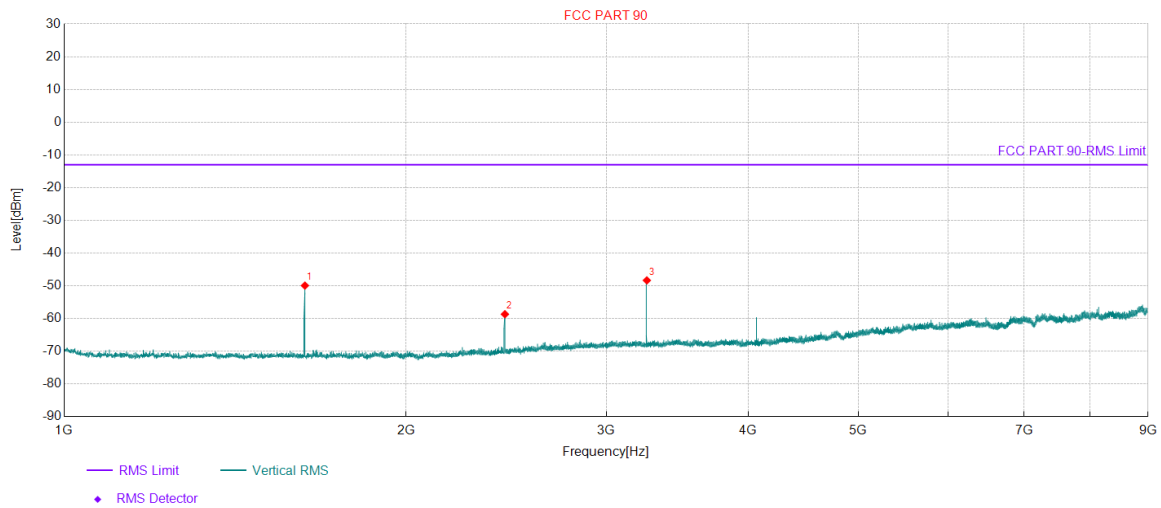
Test Graph



Data List									
NO.	Freq. [MHz]	Reading [dBuV]	Factor [dB]	Level [dBm]	Limit [dBm]	Margin [dB]	Trace	Polarity	Verdict
1	1629.20	53.66	-114.17	-60.51	-13.00	47.51	RMS	Horizontal	PASS
2	2443.60	51.98	-111.26	-59.28	-13.00	46.28	RMS	Horizontal	PASS
3	3258.40	50.59	-108.46	-57.87	-13.00	44.87	RMS	Horizontal	PASS

Project Information			
Mode:	LTE	Band:	Band 26(814-824MHz)
Bandwidth:	10MHz	Channel:	Mid
IMEI:	868735051087494	Engineer:	申状
Remark:	Polarity: X		
Test Standard: FCC PART 90			

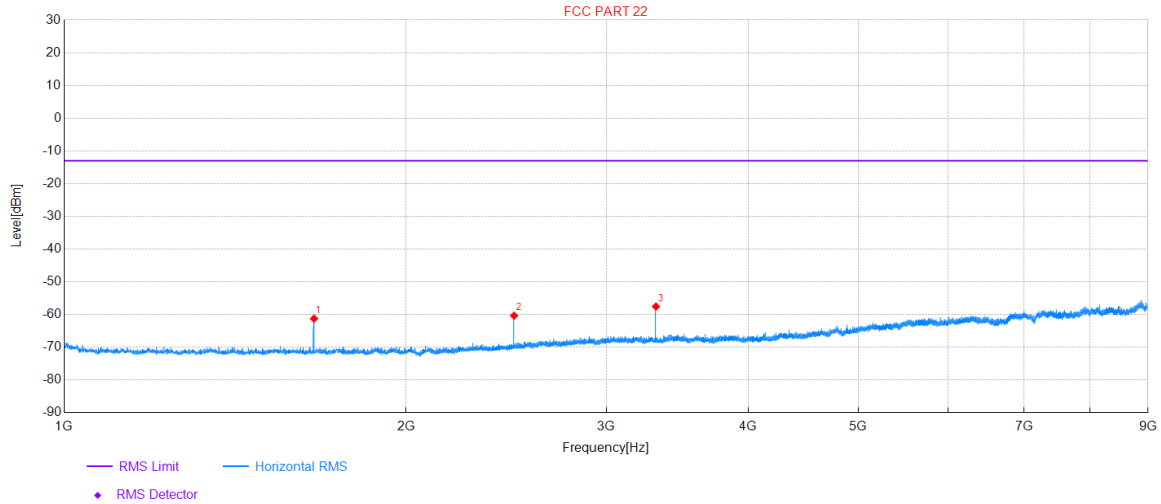
Test Graph



Data List									
NO.	Freq. [MHz]	Reading [dBuV]	Factor [dB]	Level [dBm]	Limit [dBm]	Margin [dB]	Trace	Polarity	Verdict
1	1629.20	64.23	-114.17	-49.94	-13.00	36.94	RMS	Vertical	PASS
2	2443.60	52.58	-111.26	-58.68	-13.00	45.68	RMS	Vertical	PASS
3	3258.40	60.11	-108.46	-48.35	-13.00	35.35	RMS	Vertical	PASS

Project Information			
Mode:	LTE	Band:	Band 26(824-849MHz)
Bandwidth:	15MHz	Channel:	Mid
IMEI:	868735051087494	Engineer:	申状
Remark:	Polarity: X		
Test Standard: FCC PART 22			

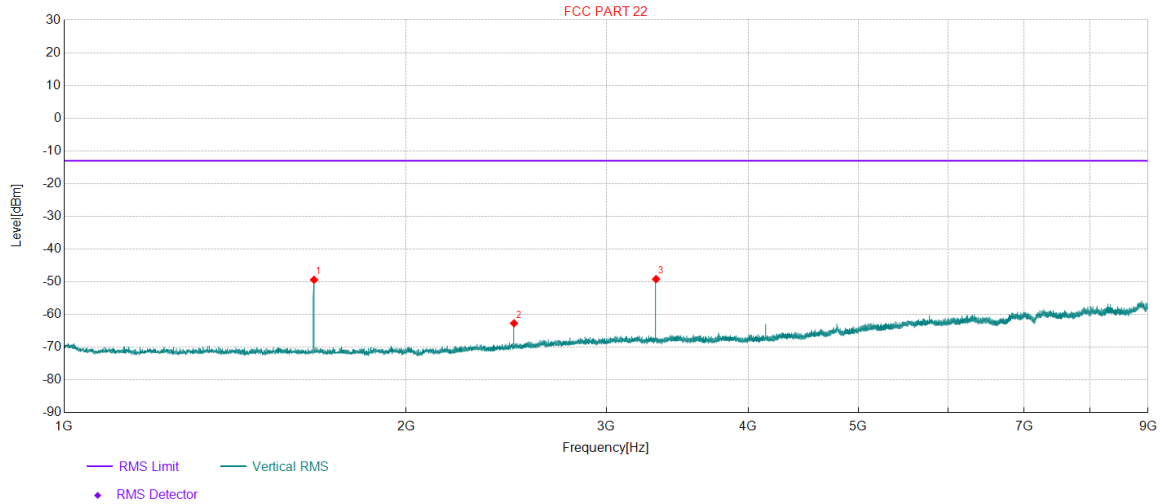
Test Graph



Data List									
NO.	Freq. [MHz]	Reading [dBuV]	Factor [dB]	Level [dBm]	Limit [dBm]	Margin [dB]	Trace	Polarity	Verdict
1	1659.60	52.85	-114.11	-61.26	-13.00	48.26	RMS	Horizontal	PASS
2	2489.60	50.99	-111.34	-60.35	-13.00	47.35	RMS	Horizontal	PASS
3	3319.20	50.70	-108.25	-57.55	-13.00	44.55	RMS	Horizontal	PASS

Project Information			
Mode:	LTE	Band:	Band 26(824-849MHz)
Bandwidth:	15MHz	Channel:	Mid
IMEI:	868735051087494	Engineer:	申状
Remark:	Polarity: X		
Test Standard: FCC PART 22			

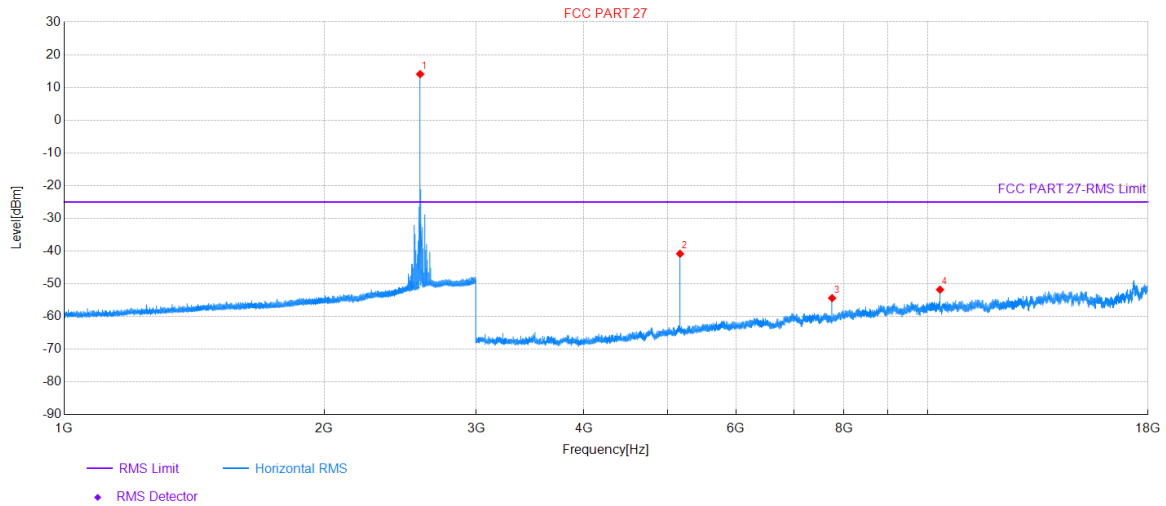
Test Graph



Data List									
NO.	Freq. [MHz]	Reading [dBuV]	Factor [dB]	Level [dBm]	Limit [dBm]	Margin [dB]	Trace	Polarity	Verdict
1	1659.60	64.72	-114.11	-49.39	-13.00	36.39	RMS	Vertical	PASS
2	2489.20	48.65	-111.33	-62.68	-13.00	49.68	RMS	Vertical	PASS
3	3319.60	59.06	-108.25	-49.19	-13.00	36.19	RMS	Vertical	PASS

Project Information			
Mode:	LTE	Band:	Band 41
Bandwidth:	20MHz	Channel:	Mid
IMEI:	868735051087494	Engineer:	申状
Remark:	Polarity: X		
Test Standard: FCC PART 27			

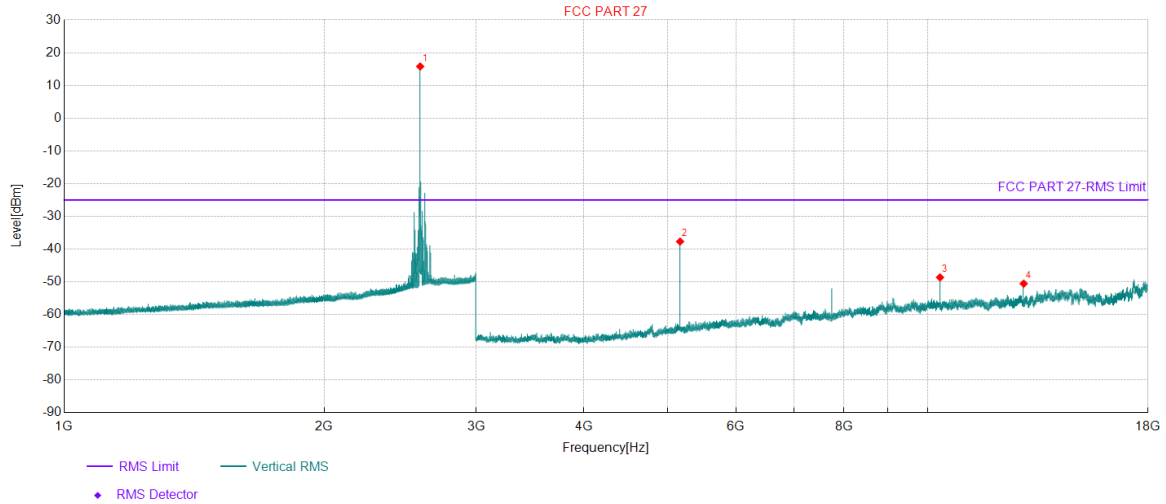
Test Graph



Data List									
NO.	Freq. [MHz]	Reading [dBuV]	Factor [dB]	Level [dBm]	Limit [dBm]	Margin [dB]	Trace	Polarity	Verdict
1	2584.00	104.62	-90.57	14.05	-	-	RMS	Horizontal	NA
2	5168.00	61.21	-102.04	-40.83	-25.00	15.83	RMS	Horizontal	PASS
3	7752.00	42.12	-96.49	-54.37	-25.00	29.37	RMS	Horizontal	PASS
4	10336.00	39.71	-91.51	-51.80	-25.00	26.80	RMS	Horizontal	PASS

Project Information			
Mode:	LTE	Band:	Band 41
Bandwidth:	20MHz	Channel:	Mid
IMEI:	868735051087494	Engineer:	申状
Remark:	Polarity: X		
Test Standard: FCC PART 27			

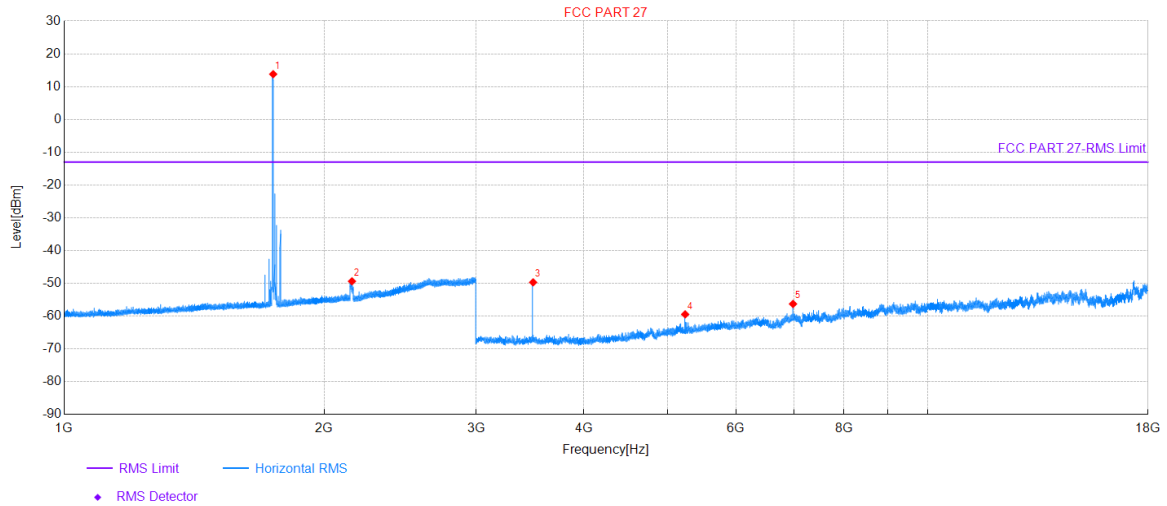
Test Graph



Data List									
NO.	Freq. [MHz]	Reading [dBuV]	Factor [dB]	Level [dBm]	Limit [dBm]	Margin [dB]	Trace	Polarity	Verdict
1	2584.20	106.37	-90.57	15.80	-	-	RMS	Vertical	NA
2	5168.00	64.34	-102.04	-37.70	-25.00	12.70	RMS	Vertical	PASS
3	10336.00	42.84	-91.51	-48.67	-25.00	23.67	RMS	Vertical	PASS
4	12920.50	39.59	-90.16	-50.57	-25.00	25.57	RMS	Vertical	PASS

Project Information			
Mode:	LTE	Band:	Band 66
Bandwidth:	20MHz	Channel:	Mid
IMEI:	868735051087494	Engineer:	申状
Remark:	Polarity: X		
Test Standard: FCC PART 27			

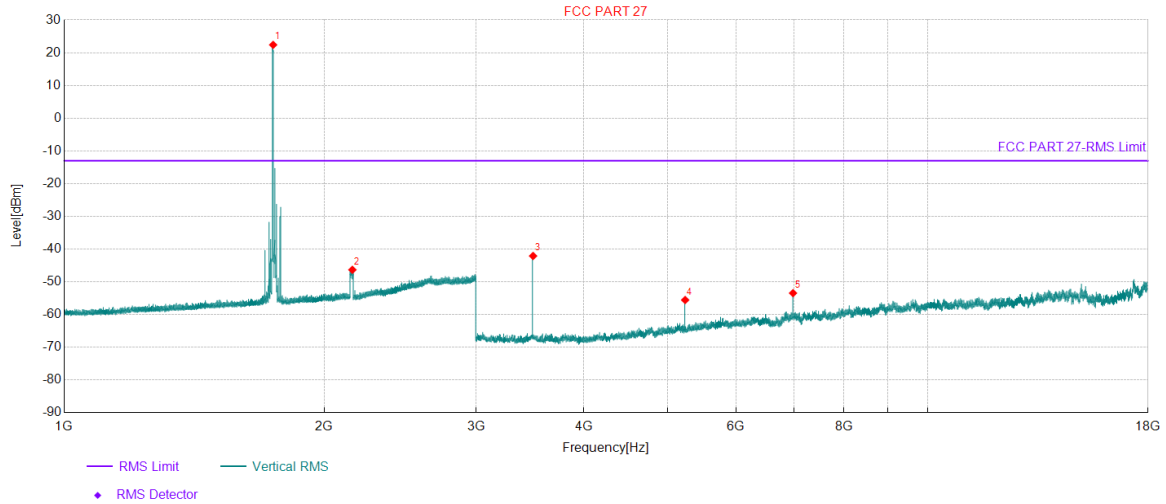
Test Graph



Data List									
NO.	Freq. [MHz]	Reading [dBuV]	Factor [dB]	Level [dBm]	Limit [dBm]	Margin [dB]	Trace	Polarity	Verdict
1	1746.20	107.77	-93.97	13.80	-	-	RMS	Horizontal	NA
2	2154.40	43.62	-92.99	-49.37	-	-	RMS	Horizontal	NA
3	3492.50	57.32	-107.01	-49.69	-13.00	36.69	RMS	Horizontal	PASS
4	5238.50	42.70	-102.16	-59.46	-13.00	46.46	RMS	Horizontal	PASS
5	6984.50	41.00	-97.28	-56.28	-13.00	43.28	RMS	Horizontal	PASS

Project Information			
Mode:	LTE	Band:	Band 66
Bandwidth:	20MHz	Channel:	Mid
IMEI:	868735051087494	Engineer:	申状
Remark:	Polarity: X		
Test Standard: FCC PART 27			

Test Graph



Data List									
NO.	Freq. [MHz]	Reading [dBuV]	Factor [dB]	Level [dBm]	Limit [dBm]	Margin [dB]	Trace	Polarity	Verdict
1	1746.00	116.36	-93.97	22.39	-	-	RMS	Vertical	NA
2	2156.80	46.64	-92.99	-46.35	-	-	RMS	Vertical	NA
3	3492.00	64.91	-107.02	-42.11	-13.00	29.11	RMS	Vertical	PASS
4	5238.00	46.60	-102.16	-55.56	-13.00	42.56	RMS	Vertical	PASS
5	6984.50	43.82	-97.28	-53.46	-13.00	40.46	RMS	Vertical	PASS