

Appendix-B WCDMA

Effective (Isotropic) Radiated Power Output Data

Test Result

Band	Channel	Power(dBm)	EIRP(dBm)	Limit(dBm)	Verdict
Band II	9262	24.02	25.02	33.01	PASS
Band II	9400	24.44	25.44	33.01	PASS
Band II	9538	24.19	25.19	33.01	PASS
Band IV	1312	24.29	26.23	30.00	PASS
Band IV	1413	24.33	26.27	30.00	PASS
Band IV	1513	24.11	26.05	30.00	PASS

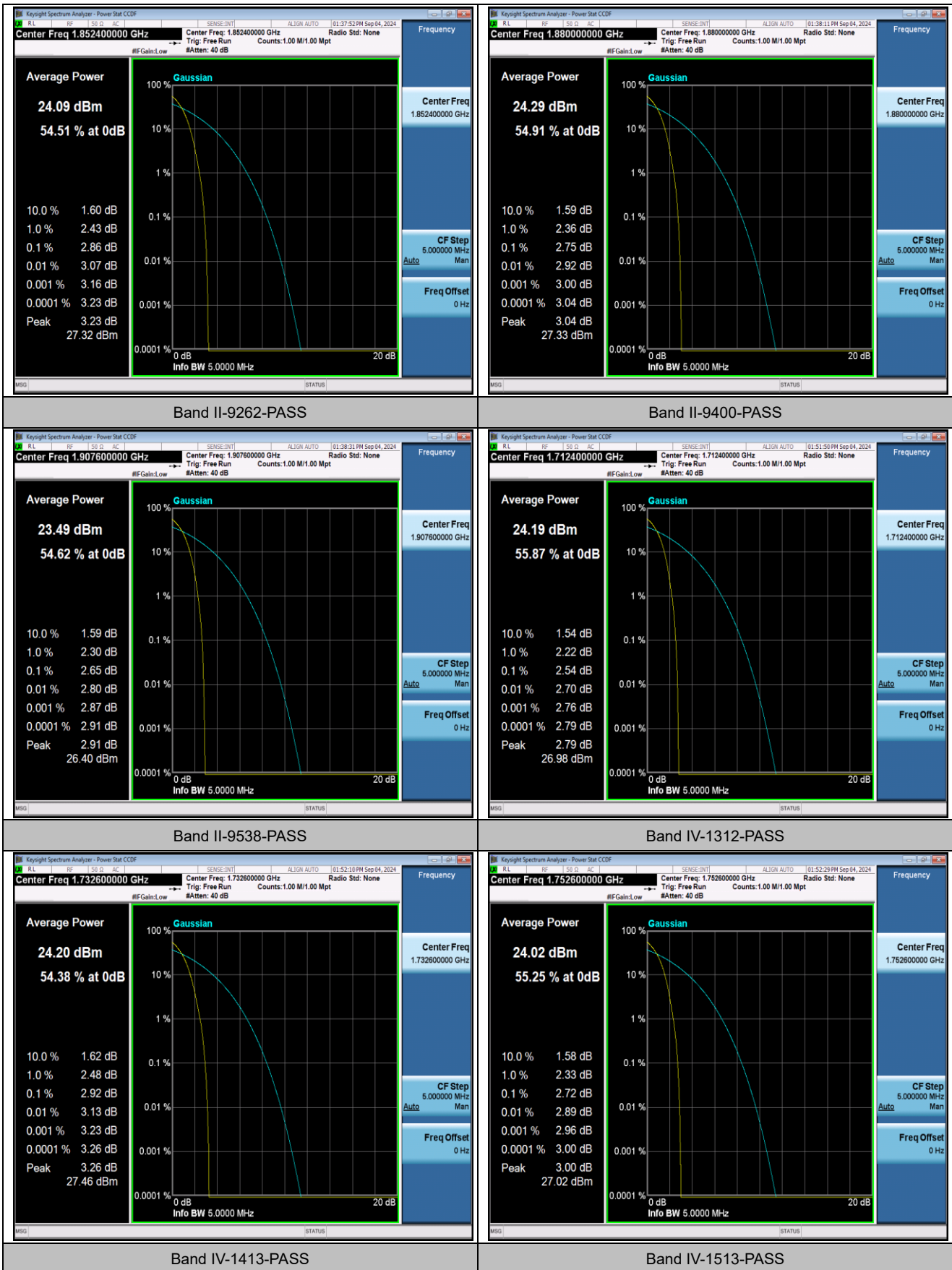
Band	Channel	Power(dBm)	ERP(dBm)	Limit(dBm)	Verdict
Band V	4132	24.12	23.58	38.45	PASS
Band V	4182	23.98	23.44	38.45	PASS
Band V	4233	24.10	23.56	38.45	PASS

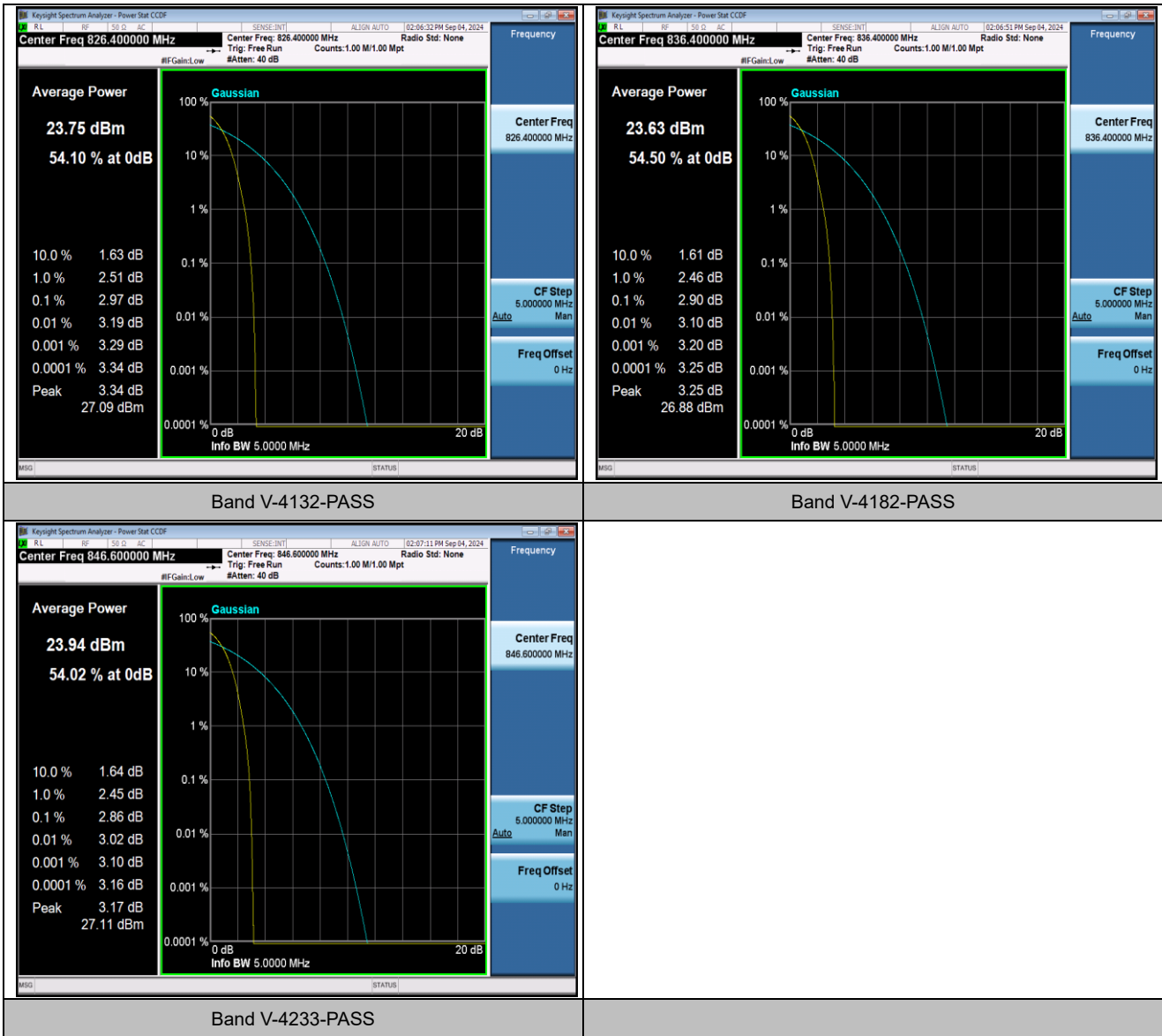
Peak-to-Average Ratio

Test Result

Band	Channel	Peak-to-Average Ratio(dB)	Limit(dBm)	Verdict
Band II	9262	2.86	13	PASS
Band II	9400	2.75	13	PASS
Band II	9538	2.65	13	PASS
Band IV	1312	2.54	13	PASS
Band IV	1413	2.92	13	PASS
Band IV	1513	2.72	13	PASS
Band V	4132	2.97	13	PASS
Band V	4182	2.9	13	PASS
Band V	4233	2.86	13	PASS

Test Graphs





26dB Bandwidth and Occupied Bandwidth

Test Result

Band	Channel	Occupied Bandwidth (kHz)	26dB Bandwidth (kHz)	Limit(kHz)	Verdict
Band II	9262	4.1226	4.726	---	PASS
Band II	9400	4.1314	4.717	---	PASS
Band II	9538	4.1322	4.717	---	PASS
Band IV	1312	4.1307	4.716	---	PASS
Band IV	1413	4.1235	4.704	---	PASS
Band IV	1513	4.1331	4.721	---	PASS
Band V	4132	4.1233	4.704	---	PASS
Band V	4182	4.1228	4.715	---	PASS
Band V	4233	4.1255	4.720	---	PASS

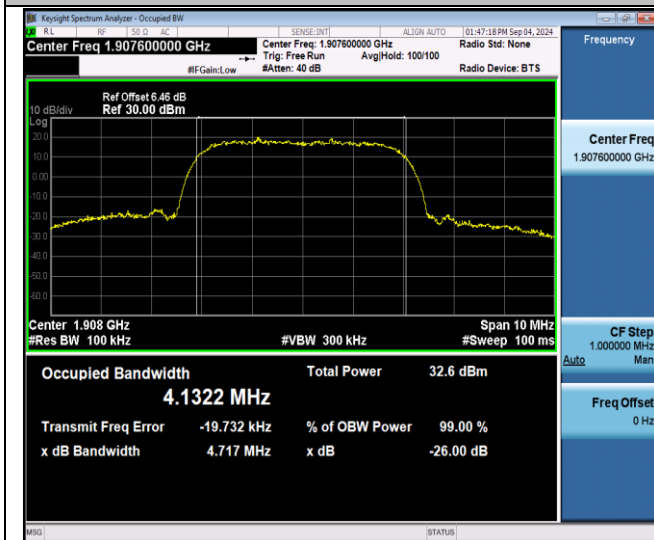
Test Graphs



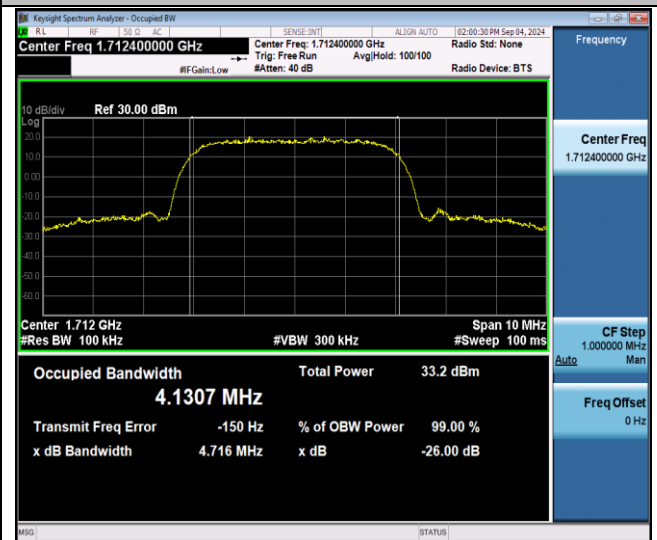
Band II-9262-PASS



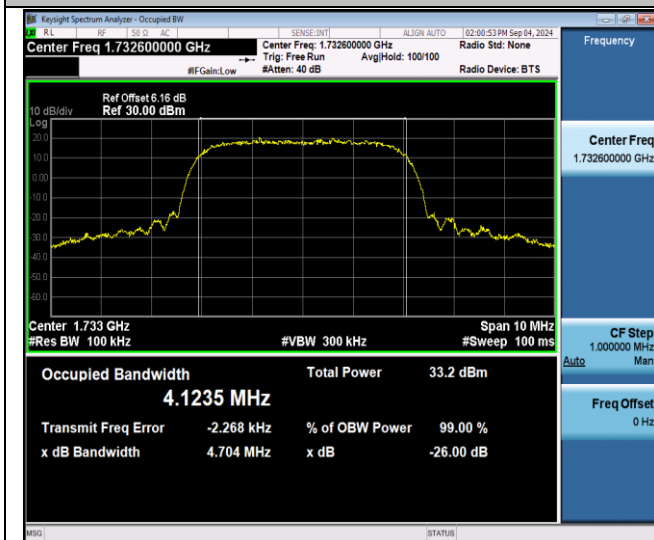
Band II-9400-PASS



Band II-9538-PASS



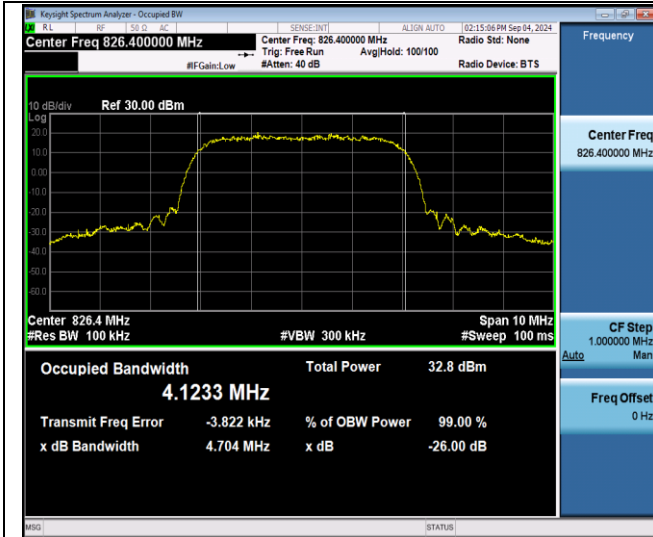
Band IV-1312-PASS



Band IV-1413-PASS



Band IV-1513-PASS



Band V-4132-PASS



Band V-4182-PASS



Band V-4233-PASS

Band Edge

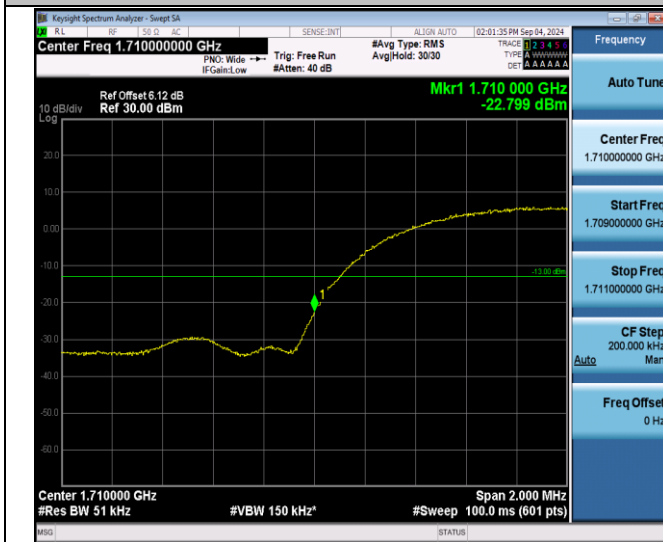
Test Graphs



Band II-9262-PASS



Band II-9538-PASS



Band IV-1312-PASS



Band IV-1513-PASS



Band V-4132-PASS



Band V-4233-PASS

Conducted Spurious Emission

Test Graphs

