



## GENERAL INFORMATION


FCCID: XKB-ICT220

### 1.1. Product description



Payment Solutions

CounterTop

# ICT200 series



The rapid pace of technology development means there has never been a better time to invest in new enabling solutions – supporting consumer payment behaviour today while future-proofing your infrastructure to take advantage of tomorrow's opportunities. **Ingenico's new generation ICT200 terminal series** does just this, combining the power of 90 nanometer technology, the latest **PCI PED 2.0** security, and the revenue potential of countless value added services in one unique family. Engineered to last, the compact design eliminates technical complexity to assure faultless operation in even the most demanding of banking and retail environments, while its ergonomic styling delivers the most comfortable and convenient user experience of any terminal in its class. In common with the latest generation of Ingenico terminals, the flexible, open platform at the heart of ICT200 series ensures compatibility with the entire Ingenico solutions range, with any time, anywhere payment delivered through a complete range of wired and wireless connectivity options.



## CounterTop

# iCT200 series

### Security



The new Ingenico iCT200 series is universally EMV, APACS Common Criteria and PCI PED 2.0 certified, delivering security-as-standard and peace of mind for both the consumer and the merchant. Its 32-bit RISC crypto-processor provides a uniquely scalable and high-performance platform to support a host of new generation or reinforced security applications, with no impact on transaction speed or reliability.

### Performance



Based on Telium 2 technology and utilising ARM9 and ARM7 microprocessor technology, the iCT200 series of countertop terminals combine innovation and performance – assuring a faster, more convenient and more reliable transaction every time.

### Design/Ergonomics

With compact design and ergonomic styling, Ingenico's iCT200 series offers a huge range of functionality. Clear backlit graphic displays, white or colour screens allow easy reading and promotion of the merchant's brand, while the intuitively backlit designed keypad, with large keys, delivers ease of use for both merchant and consumer.

### Communication



Equipped with an unparalleled array of communication technologies, such as fast modem, ethernet or GPRS, Ingenico's iCT200 series delivers any time, anywhere connectivity. A contactless EMV payment option supports card and mobile phone Near Field Communications (NFC) payment, already certified MasterCard PayPass and Visa payWave.

### Software Development

Ingenico delivers incremental revenue today and future proofs the terminal investments of tomorrow. Uniquely, the iCT200 series is backwards compatible with most of all Ingenico services and applications (800+), while provides the rapid development environment on which to build a compelling portfolio of targeted, new generation services.

### Field Services

To reduce total cost of ownership and enable merchants and banks to maximise their terminals investments, Ingenico provides a comprehensive range of terminal and software update and management services... both remotely and in the field. Fully certified professionals and local language helpdesk personnel operate in every one of our regions, ensuring Ingenico is on hand to support customers 24 hours a day, seven days a week, 365 days of the year.



NAME		iCT220	iCT250
Processor	ARM 9 & ARM 7	●	●
	450 MIPS & 50 MIPS	●	●
Memory	RAM/Flash	8MB or 16MB/16MB	16MB/128MB
Removable Memory	µSD Card	optional	optional
Communication Mode	Dial-up Modem	●	●
	Ethernet	optional	●
	GPRS	optional	optional
SAM		2	2
Card Readers	Smart Card	1 (+1 optional)	1 (+1 optional)
	Magstripe	Track 1/2/3	Track 1/2/3
	Contactless		optional
Display	Graphic 128 x 64	●	●
	Backlit	●	●
	White	●	●
	TFT Colour QVGA 320 x 240 pixels		●
Keyboard	Number of keys	15	15
	Function/Navigation keys	4	4
	Backlit	●	●
Privacy Shield		optional	optional
Buzzer		●	●
Thermal Printer	Lines/second	18 lps	18 lps
	RS232	1 (+1 optional)	1 (+1 optional)
Connections on terminal	USB Host	1	1
	USB Slave	1	1
	Power supply connector	1	1
	External Power supply	230V 50Hz	230V 50Hz
Magic Box		optional	optional
Connections on Magic Box	Power supply connector	1	1
	RS232	1 (+1 optional)	1 (+1 optional)
	Line in	1	1
	Ethernet	1	1
Size (in mm)	Terminal	83 x 185 x 63	83 x 185 x 63
	Paper Roll (width/diameter)	58/040	58/040
Weight (in gr)	Terminal (w/o paper roll nor cable)	325	325
	Lens	optional	optional
Customization	Printer cover flap	optional	optional
	Top Casing	optional	optional
	Operating temperature	+5°C to +45°C	+5°C to +45°C
Environment	Storage temperature	-20°C to +55°C	-20°C to +55°C
	Relative humidity, non condensing	85% HR at +40°C	85% HR at +40°C
	Online & offline	●	●

Payment Solutions

[www.ingenico.com](http://www.ingenico.com)





## 1.2. Tested System Details

### Power supply:

During all the tests, EUT is supplied by  $V_{nom}$ : 110VAC  
 For measurement with different voltage, it will be presented in test method.

Name	Type	Rating	Reference / Sn	Comments
Supply1	<input type="checkbox"/> AC <input checked="" type="checkbox"/> DC <input type="checkbox"/> Battery	100-240VAC~50/60Hz 0.6A -> 8VDC 3A	PSM24W-080L6IN-R	Configuration 1 (see EUT configuration §2.2)
Supply2	<input type="checkbox"/> AC <input checked="" type="checkbox"/> DC <input type="checkbox"/> Battery	100-240VAC~50/60Hz 0.9A -> 8VDC 4A	PSM32W-080L6IN-R	Configuration 2 (see EUT configuration §2.2)

### Inputs/outputs - Cable:

Access	Type	Length used (m)	Declared <3m	Shielded	Under test	Comments
Supply1	DC	1.5	<input type="checkbox"/>	<input type="checkbox"/>	<input checked="" type="checkbox"/>	-
Supply2	DC	1.5	<input type="checkbox"/>	<input type="checkbox"/>	<input checked="" type="checkbox"/>	-
Access1	1 x USB Host	2	<input type="checkbox"/>	<input checked="" type="checkbox"/>	<input type="checkbox"/>	Not used in this test configuration
Access2	1 x USB Slave	2	<input type="checkbox"/>	<input checked="" type="checkbox"/>	<input type="checkbox"/>	Not used in this Test configuration
Access3	1 x COM0 to magicbox	2	<input type="checkbox"/>	<input type="checkbox"/>	<input checked="" type="checkbox"/>	-
Access4	1 x Ethernet to magic Box	2	<input type="checkbox"/>	<input type="checkbox"/>	<input checked="" type="checkbox"/>	-
Access5	1 x Modem Line to magicbox	2	<input type="checkbox"/>	<input type="checkbox"/>	<input checked="" type="checkbox"/>	-
Access6	2 x SAM	-	<input type="checkbox"/>	<input type="checkbox"/>	<input checked="" type="checkbox"/>	-
Access7	1 x CAM	-	<input type="checkbox"/>	<input type="checkbox"/>	<input checked="" type="checkbox"/>	-
Access8	1 x Printer	-	<input type="checkbox"/>	<input type="checkbox"/>	<input checked="" type="checkbox"/>	-

MagicBOX 296105416						
Access	Type	Length used (m)	Declared <3m	Shielded	Under test	Comments
Supply1	1 x Jack power supply DC to magicbox	1.5	<input type="checkbox"/>	<input type="checkbox"/>	<input checked="" type="checkbox"/>	
Supply2	1 x Jack power supply DC to magicbox	1.5	<input type="checkbox"/>	<input type="checkbox"/>	<input checked="" type="checkbox"/>	
Access1	1 x Modem Line	2	<input type="checkbox"/>	<input type="checkbox"/>	<input checked="" type="checkbox"/>	
Access2	1 x RS232	2	<input type="checkbox"/>	<input checked="" type="checkbox"/>	<input checked="" type="checkbox"/>	
Access3	1 x Ethernet	2	<input type="checkbox"/>	<input type="checkbox"/>	<input checked="" type="checkbox"/>	

### Auxiliary equipment used during test:

Type	Reference	Sn	Comments
Laptop LENOVO	8896-2FG	L3-B7463	-
Modem line simulator TELTONE	TLS-5B-02	017652	

*Page description du test report*

## 1.3. Test Methodology

Both conducted and radiated testing were performed according to the procedures in ANSI C63.4-2014, FCC Part 15 Subpart B.

Radiated testing was performed at an antenna to EUT distance of 10 meters. During testing, all equipment's and cables were moved relative to each other in order to identify the worst case set-up.

## 1.4. Test facility

Tests have been performed on from November 20th to December 3rd, 2015.

This test facility has been fully described in a report and accepted by FCC as compliant with the radiated and AC line conducted test site criteria in ANSI C63.4-2014 (registration number 94821).

This test facility has also been accredited by COFRAC (French accreditation authority for European Union test lab accreditation organization) according to NF EN ISO/IEC 17025, accreditation number 1-1633 as compliant with test site criteria and competence in 47 CFR Part 15/ANSI C63.4 and EN55022/CISPR22 norms for 89/336/EEC European EMC Directive application. All pertinent data for this test facility remains unchanged.